


 Cite this: *RSC Adv.*, 2024, 14, 15680

Recent trends in incorporation of CO₂ into organosulfur compounds *via* C–S bond cleavage

 Rahadian Zainul,^{ab} Media Noori Abdullah,^{id c} Shakir Mahmood Saeed,^d Ameer Hassan Idan,^e Nahed Mahmood Ahmed Alsultany,^f Sattar Arshadi,^g Farnaz Behmagham^{*h} and Esmail Vessally^{id i}

Desulfurative functionalization of organosulfur compounds to form various carbon–carbon and carbon–heteroatom bonds has become established as a powerful tool in organic chemistry. In this context, desulfurative carboxylation of this class of compounds using carbon dioxide (CO₂) as a sustainable and renewable source of carboxyl has recently been developed as an efficient option for the synthesis of carboxylic acid derivatives. The aim of this Focus Review is to summarize the major progress in this appealing research field with particular emphasis on the mechanistic features of the reactions. Literature has been surveyed until the end of February 2024, according to the data collected using SciFinder and Google Scholar engines.

 Received 29th March 2024
 Accepted 29th April 2024

DOI: 10.1039/d4ra02405b

rsc.li/rsc-advances

1. Introduction

Nowadays, the incorporation of carbon dioxide (CO₂) into organic substrates is of increasing interest for the production of value-added chemicals and fuels, because CO₂ is both regarded as the chief anthropogenic greenhouse gas responsible for global climate change and a plentiful, inexpensive, and environmentally benign one-carbon (C1) feedstock (Fig. 1).¹ However, due to its high thermodynamic stability and chemical inertness, the efficient utilization of CO₂ as building block in the production of useful chemicals is a challenging issue.² A strategy to overcome the low reactivity of this greenhouse gas is based on the reactions with high free energy substrates.³ One of the most promising approaches in this area is the conversion of CO₂ into carboxylic acids, a vital class of organic compounds that play a pivotal role in numerous applications in the fields of pharmaceuticals, agriculture,

food, fuel and other industries.^{4,5} Traditionally, strong nucleophilic reagents such as Grignard reagents were used in such carboxylation reactions.⁶ However, the main drawback with Grignard reagents is their poor compatibility with a variety of functional groups as well as their high air/moisture sensitivity.⁷ In order to bypass the need for these highly reactive and hard to control reagents, the catalytic carboxylation of less reactive nucleophiles such as organozinc,⁸ organotin⁹ organoboron¹⁰ have been developed. However, instability and moisture sensitivity of organozinc reagent, toxicity of organotin reagent, and laborious preparation and purification of organoborons limited the utility of these methods.¹¹ Alternatively, many studies have been focused on the use of organohalides as pre-nucleophiles for the fixation of CO₂.¹² Nevertheless, they have also several drawbacks; such as: (i) the high cost of organic bromides and iodides, (ii) very low reactivity of organic chlorides, and (iii) environmental toxicity of some organic halides.¹³ The use of organosilicon compounds as the alternative or complementary nucleophilic reagents for the fixation of CO₂ have been the subject of a number of recent studies.¹¹ However, due to the poor polarization of C–Si bond, the majority of the existing protocols are relying on the use of fluoride ions for activation of this bond. In light of the above-mentioned facts, there is still further need for broadening the scope of nucleophiles within the realm of carboxylation reactions using CO₂, which may extend the synthetic application of CO₂ as a source of carboxyl and lead to the development of novel and effective methods for the synthesis of carboxylic acids.

Given the versatility and ubiquity of organosulfur compounds as well as low dissociation energy of C–S bond, desulfurative functionalization of organosulfur compounds through C–S bond

^aDepartment of Chemistry, Faculty of Mathematics and Natural Sciences, Universitas Negeri Padang, Indonesia

^bCenter for Advanced Material Processing, Artificial Intelligence, and Biophysics Informatics (CAMPBIOTICS), Universitas Negeri Padang, Indonesia

^cDepartment of Chemistry, College of Science, Salahaddin University–Erbil, Erbil, Kurdistan Region, Iraq

^dDepartment of Pharmacy, Al-Noor University College, Nineveh, Iraq

^eAl-Zahravi University College, Karbala, Iraq

^fCollage of Dentist, National University of Science and Technology, Dhi Qar, 64001, Iraq

^gDepartment of Chemical Engineering, University of Science and Technology of Mazandaran, Behshahr, Iran

^hDepartment of Chemistry, Miandoab Branch, Islamic Azad University, Miandoab, Iran. E-mail: behmagham_farnaz@yahoo.com

ⁱDepartment of Chemistry, Payame Noor University, P. O. Box 19395-1697, Tehran, Iran

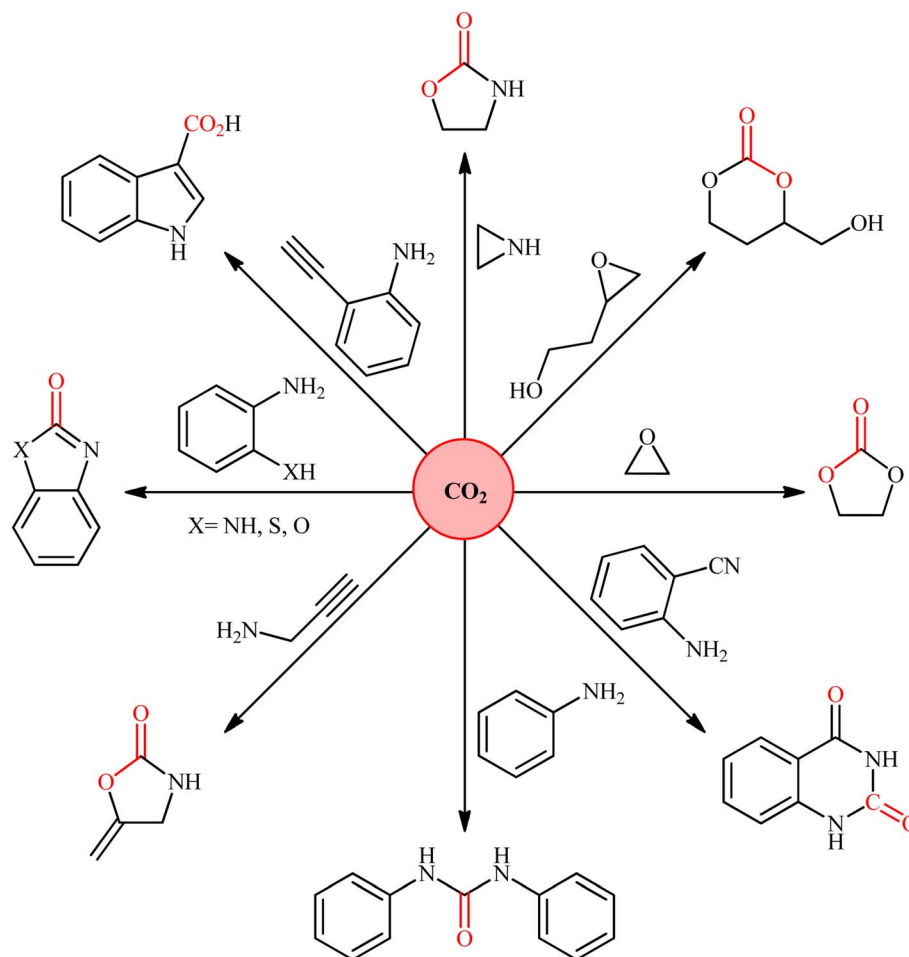



Fig. 1 Selected examples of conversion of CO₂ to valuable chemicals.

cleavage has recently attracted significant attention in organic synthesis and great progress has been achieved in this area.¹⁴ In this regard, synthesis of carboxylic acid derivatives through desulfurative carboxylation of various organosulfur compounds (*i.e.*, sulfonium salts, sulfonates, and sulfones) using CO₂ as the carboxyl source has been the subject of several papers in recent years. In 2020, Nogi and Yorimitsu highlighted this synthetic strategy in their interesting review paper entitled “catalytic carbonylation and carboxylation of organosulfur compounds *via* C–S bond cleavage”;¹⁵ albeit with only one example on the above-

mentioned reactions. To the best of our knowledge, a comprehensive review has not appeared on this appealing research field in the literature as yet. In continuation of our ongoing works on CO₂-fixation reactions,¹⁶ we summarize here the available literature in incorporation of CO₂ into organosulfur compounds *via* C–S bond cleavage (Fig. 2), by hoping that it will stimulate researchers to develop more-efficient and improved methods for utilization of CO₂ in the chemical synthesis.

Since sulfur is bigger in size than oxygen the carbon–sulfur (C–S) bond is weaker compared to the carbon–oxygen (C–O)

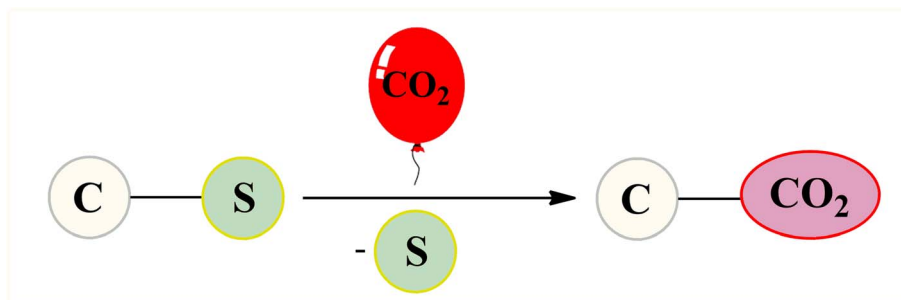


Fig. 2 Desulfurative carboxylation of organosulfur compounds with CO₂.

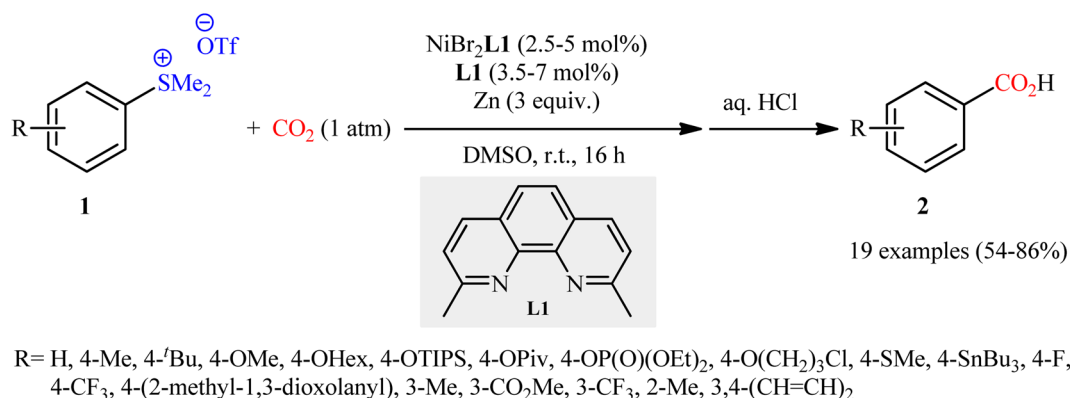


bond. Therefore, the carbon–oxygen (C–O) bond has higher bond dissociation energy than the carbon–sulfur (C–S) bond.

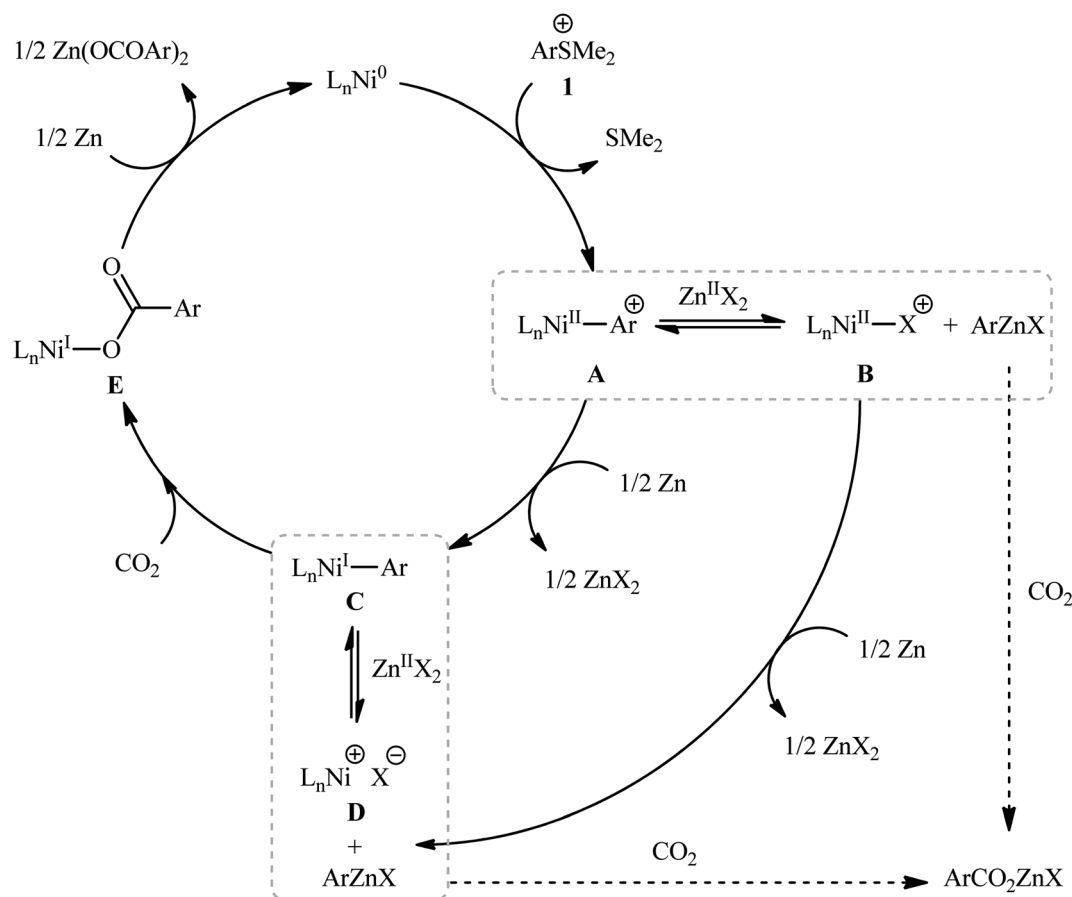
2. Carboxylation of sulfonium salts

Sulfonium salts (SR_3^+) are tricoordinate S(IV) species that behave as excellent leaving groups due to their highly electron deficient sulfur atom.¹⁷ As evidenced in the literature, this class of versatile electrophilic reagents have been extensively used recently in

construction of various carbon–carbon and carbon–heteroatom bonds through C–S bond cleavage.¹⁸ The first report on the usefulness of aryl sulfonium salts as aryl transfer reagents in carboxylation reactions with CO_2 was published at the outset of 2020 by Yanagi *et al.*¹⁹ It was disclosed that treatment of aryl dimethylsulfonium triflate salts **1** with nickel–neocuproine complex and Zn powder under CO_2 atmosphere furnished corresponding aromatic carboxylic acids **2** in moderate to high yields



Scheme 1 Ni-catalyzed carboxylation of arylsulfonium salts **1** with CO_2 .



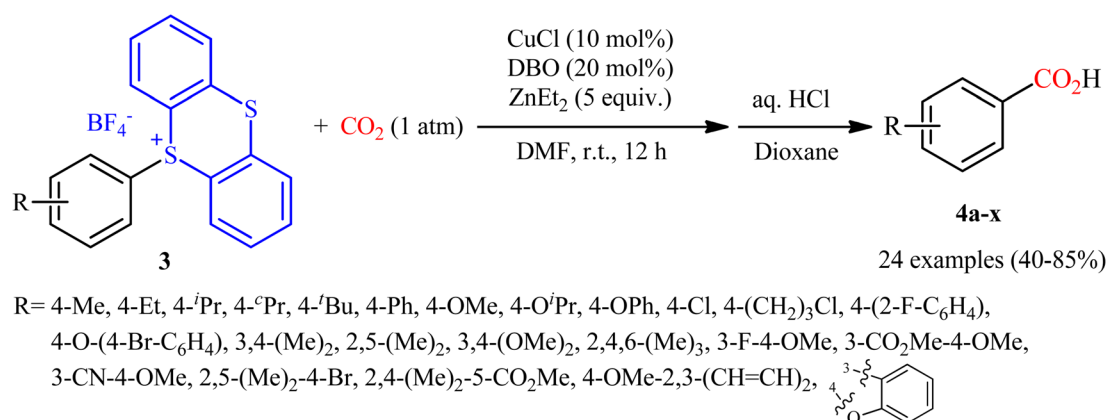
Scheme 2 Mechanistic proposal for the formation of carboxylic acids **2**.



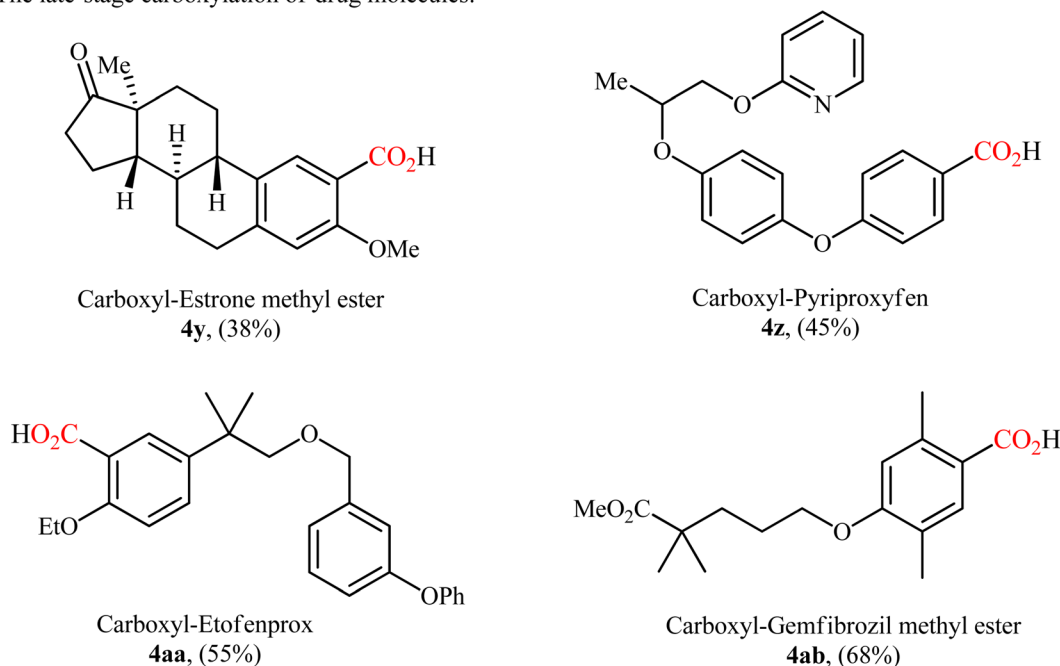
after hydrolysis (Scheme 1). It was found that the electronic nature of the substituents in the phenyl ring periphery of substrates had a major impact on the facility of this reaction. Thus, the presence of electron-donating groups (*e.g.*, alkyl, alkoxy) tended to increase the reaction rate, and the electron-withdrawing groups (*e.g.*, CF_3 , CO_2Me) slowed down the process and facilitate undesired reductive demethylation by Zn. The results also indicated that the outcome of this desulfurative carboxylation was not dependent on the effects of the substituents; the toylsulfonium salts with methyl group at *ortho*, *meta* and *para* positions afford similar yields. The system was also amenable to the carboxylation of vinyl sulfonium salts as exemplified by the formation of cinnamic acid (36%) from the corresponding β -styrylsulfonium. However, trialkylsulfonium salts failed to produce any product under the optimized conditions. In this study, the authors also elegantly showed that in combination with the sulfonium moiety installation, this methodology

provides an efficient protocol for the site-selective C–H carboxylation of arenes. While the detailed mechanistic picture remains unclear, the authors have suggested a plausible sequence as is depicted in Scheme 2, which includes Ni-to-Zn transmetalation steps. Based on the proposed mechanistic cycle, in this transformation Zn metal not only serves the role of terminal reductant, but also facilitates the activation of C–S bond by *in situ* generation of arylzinc species.

Thianthrenium salts (TT) are a class of sulfonium salts characterized by a positively charged sulfur atom carrying three carbon–sulfur bonds and a neutral sulfur atom.²⁰ Due to their promising electrophilic features, this family of organosulfur compounds have recently attracted considerable attention from the synthetic community.^{20,21} In late 2022, Wang and co-workers studied the possibility of synthesizing benzoic acid derivatives through Cu-catalyzed desulfurative carboxylation of aryl thianthrenium salts with CO_2 .²² In order to determine the most



The late-stage carboxylation of drug molecules:



Scheme 3 Cu-catalyzed carboxylation of aryl thianthrenium salts **3** with CO_2 .

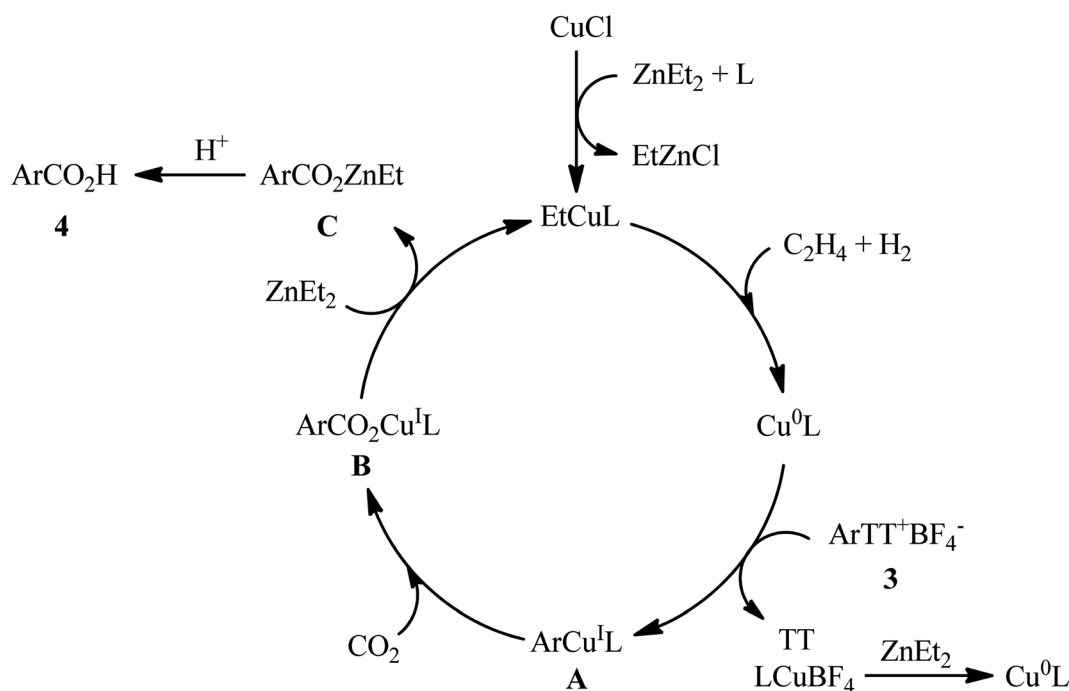


appropriate catalytic system, the activities of various palladium and copper catalysts (*e.g.*, CuI, CuBr, CuCl, Cu₂O, CuOAc, Pd(TFA)₂, PdCl₂), ligands (*e.g.*, PPh₃, xantphos, neocuproine, 1,10-phen, DMEDA, TMEDA, DBO, BTMO), and reductants (*e.g.*, Sm, Zn, ZnMe₂, ZnEt₂, AlEt₃, AlEt₂Cl) were carefully screened in the carboxylation of *p*-tolyl thianthrenium salt with atmospheric CO₂ as a model reaction. The merge of low-cost CuCl and *N,N'*-dibenzylxalamide (DBO) with ZnEt₂ was proved to be most efficient system, which gave the highest yield of the expected carboxylic acid product in DMF at room temperature. Using the optimized conditions, a panel of 28 of aryl thianthrenium salts **3** smoothly underwent desulfurative carboxylation and gave the corresponding carboxylic acids **4** with yield ranging from 38% to 85% (Scheme 3). Intriguingly, this methodology was also effectively applied to the late-stage carboxylation of drug molecules, such as pyriproxyfen, estrone, etofenprox, and gemfibrozil. In order to further value, the applicability of the method, the authors investigated one-pot C–H thianthrenation/carboxylation of a small series of simple arenes, and the desired products were obtained in synthetically useful yields. Based on a series of control experiments and previous literature reports, the author suggested a mechanistic course for this CO₂-fixation reaction, which is outlined in Scheme 4. Initially, the reaction of CuCl with ZnEt₂ generates CuEt intermediate. Next, this intermediate release H₂ and C₂H₄, and affords the catalytically active Cu⁰ species, which after a single electron transfer (SET) to aryl thianthrenium salts **3** renders aryl CuI intermediate **A**, CuBF₄ and TT. Subsequently, the insertion of CO₂ into the C–CuI bond of intermediate **A** leads to carboxylate CuI intermediate **B**. Finally, reaction of this intermediate **B** with ZnEt₂ furnishes the zinc carboxylate **C** that after protonation affords the observed products **4**.

3. Carboxylation of sodium sulfinates

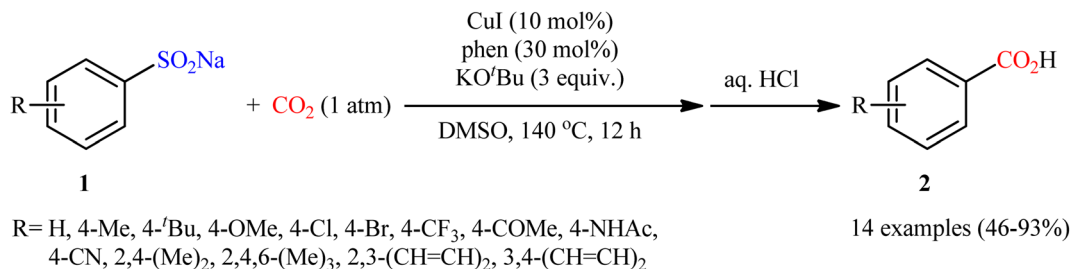
Sodium sulfinates (RSO₂Na) are among the most important sulfonyl compounds in organic synthesis, chiefly because of their high stability, reactivity, easy accessibility, and user-friendly features.²³ They have emerged as highly versatile building blocks for preparing a diverse array of value-added organosulfur compounds (*e.g.*, sulfides, sulfones, sulfonamides, thiosulfonates), and for the construction of various carbon–carbon/heteroatom bonds *via* the extrusion of sulfur dioxide (SO₂).²⁴

In 2015, Cheng and co-workers communicated the first example on carboxylation of sodium sulfinates with CO₂ *via* C–S bond cleavage.²⁵ It was disclosed that treatment of various sodium arylsulfinates **5** with atmospheric CO₂ in the presence of CuI/phen/KO^tBu combination as a catalytic system, resulted in the formation of the corresponding benzoic acid derivatives **6** in moderate to excellent yields; in addition, a tolerance for alkenyl sulfinates (*i.e.*, sodium 2-phenylethenesulfinate) was also demonstrated. As shown in Scheme 5, a relatively wide panel of important functional groups (*e.g.*, Cl, Br, CF₃, OMe, COMe, NHCOME, CN) at different positions of phenyl rings of sodium arylsulfinates were well tolerated by this protocol, thus indicating its broad applicability. Notably, the steric effect had a profound impact on the facility of this reaction. For example, sodium 2,4,6-trimethylarenesulfinate gave high yield of the corresponding carboxylic acid (82%), while the bulkier sodium 2,4,6-triisopropylarenesulfinate failed to produce any product under the identical conditions. According to mechanistic studies, this reaction starts with the generation of intermediate **A** *via* coordination of sodium sulfinate **5** to copper(I). Subsequently, desulfonylative carboxylation of intermediate **A** assisted by CO₂ furnishes copper benzoate species **B** or **C**, followed

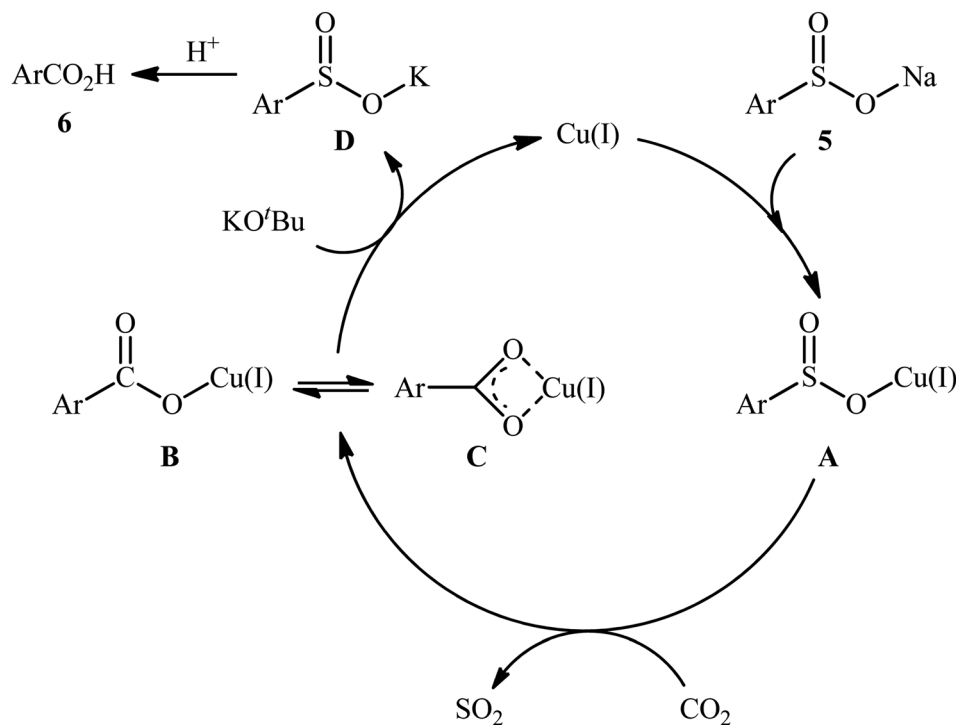


Scheme 4 Proposed mechanism for the reaction in Scheme 3.





Scheme 5 Cheng's synthesis of carboxylic acids 6.

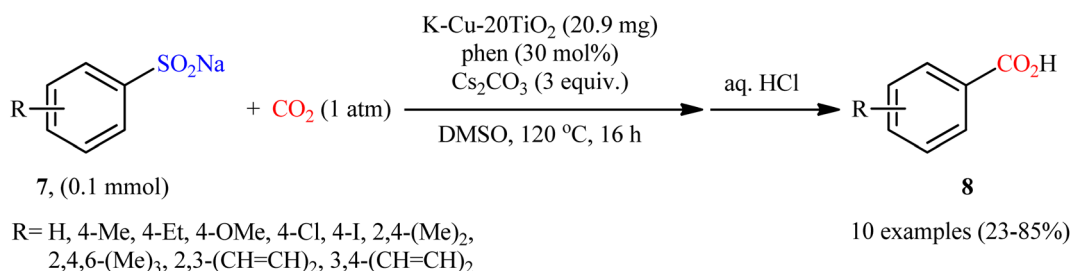


Scheme 6 Proposed mechanism for the formation of carboxylic acids 6.

by their metathesis by KO^tBu to give the potassium carboxylate **D** with concomitant regeneration of the copper(i) catalyst. Finally, protonation of **D** by the acid affords the observed carboxylic acids **6** (Scheme 6).

Encouraged by this work, the group of Peng reported the synthesis of a mesoporous ternary metal oxide (K-Cu-20TiO₂) *via* a sol gel method using F68 (polyethylene-polypropylene

glycol), Ti(OBu)₄, Cu(NO₃)₂·3H₂O and KNO₃ in a solution composed of glacial acetic acid, hydrochloric acid and ethanol (AcHE).²⁶ The catalytic activity of the synthesized composite was evaluated in the desulfonylative carboxylation of a series of sodium arylsulfonates **7** with atmospheric CO₂ in the presence of phen as a ligand and Cs₂CO₃ as a base (Scheme 7). The obtained results from this study showed that functional groups



Scheme 7 Peng's synthesis of carboxylic acids 8.



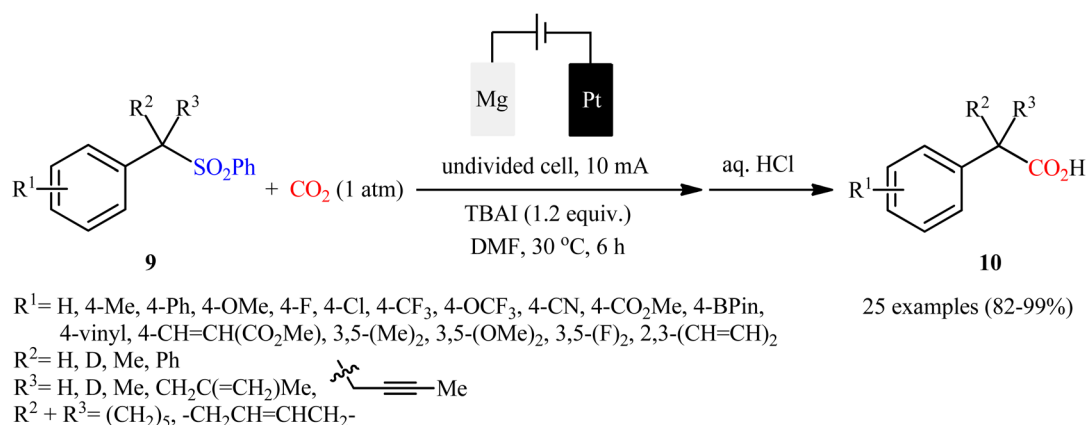
including ether, chloro, and iodo were tolerated by the reaction conditions employed and the desired carboxylic acids **8** were formed in relatively poor to high yields. However, no examples were given with arylsulfonates bearing a coordinating moieties such as ester, amine, and nitrile moiety. Unfortunately, like Chang's work, a major drawback of this methodology is the requirement for an elevated reaction temperature (120 °C), which may limit its range of applications. Recycling tests established that the catalyst can be reused at least for five consecutive trials, with only negligible loss of the activity. The authors proposed a mechanism analogous to that of Cheng and co-workers for CuI-catalyzed desulfonylative carboxylation depicted in Scheme 6.

4. Carboxylation of sulfones

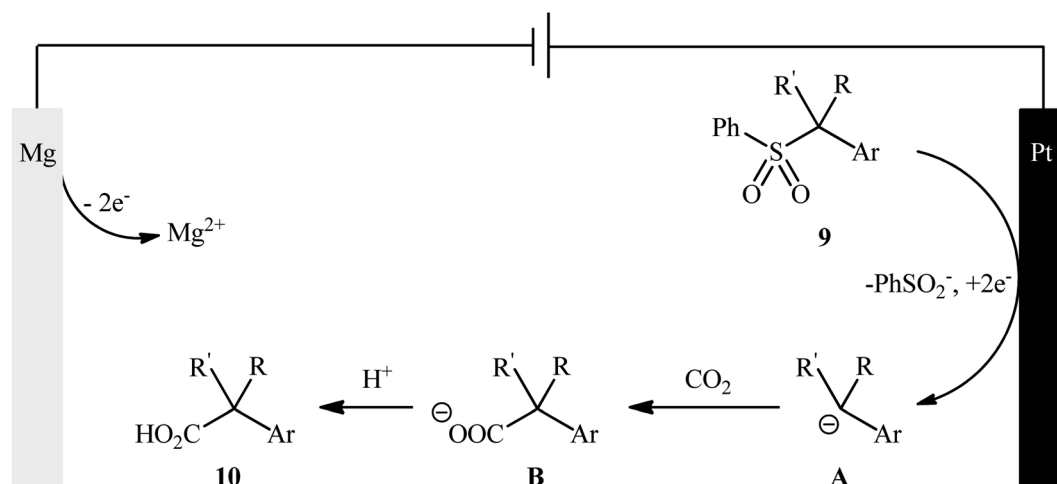
Sulfones are one of the latest substrates that were joined to the story of desulfurative carboxylation reactions with CO₂. In 2021, Yu and co-workers developed a robust desulfonylative electrocarboxylation reaction of (benzylsulfonyl)benzenes **9** with CO₂ for the synthesis of diverse benzylic carboxylic acids **10**

(Scheme 8).²⁷ In an undivided cell assembled with a magnesium anode and a platinum cathode, the best reaction conditions were achieved with tetrabutylammonium iodide (TBAI) as the electrolyte and DMF as the solvent, with a constant current of 10 mA at 30 °C. In this study, a relatively broad reaction scope was evaluated by testing different electron-donating and electron-withdrawing functional groups at the phenyl ring of benzyl moieties, as well as a series of functionalized secondary and tertiary sulfones. Moreover, a tolerance for 2-(thiophen-3-yl) acetic acid and 3-methylbut-3-enoic acid was also demonstrated. In addition to these results, the authors also successfully applied this electrocarboxylation protocol to the high yielding synthesis of nonsteroidal anti-inflammatory drug ibuprofen. Mechanistically, this transformation is believed to proceed through the formation of a benzylic carbanion **A** *via* cathodic reduction of sulfone **9**, followed by its nucleophilic attack to CO₂ to give the carboxylated product **10** (Scheme 9).

Concurrently, in a related investigation, Senboku and co-workers realized electrocarboxylation of *N*-Boc- α -aminosulfone derivatives **11** with CO₂ under atmospheric pressure, to form the corresponding *N*-Boc- α -amino acids **12** by cleaving the C-S

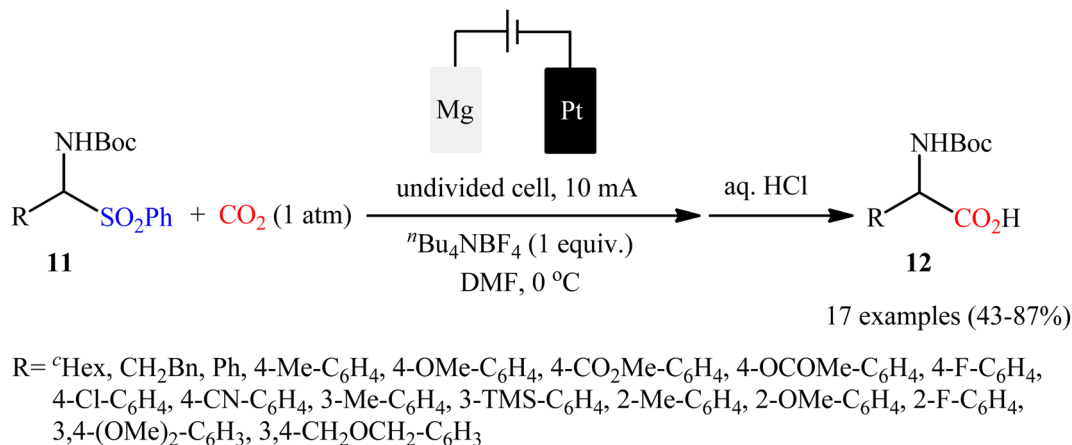


Scheme 8 Yu's synthesis of benzylic carboxylic acids **10**.



Scheme 9 A plausible mechanism for the formation of benzylic carboxylic acids **10**.

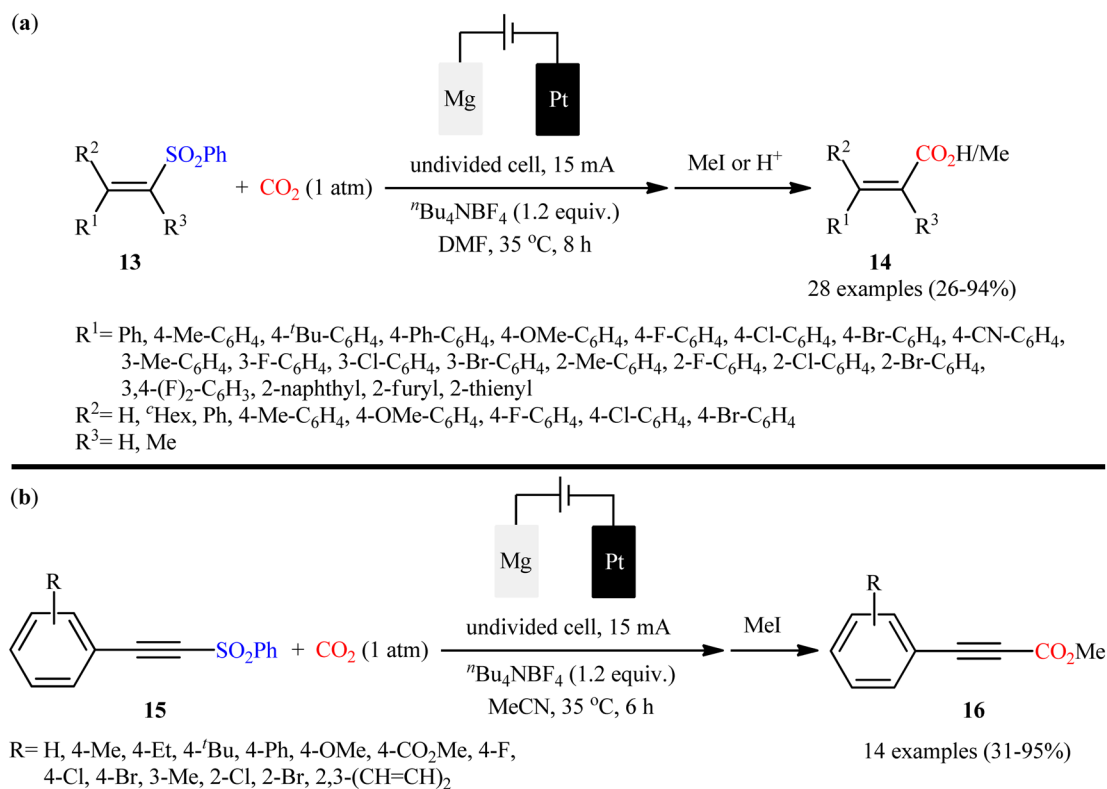


Scheme 10 Senboku's synthesis of *N*-Boc- α -amino acids 12.

bond.²⁸ An undivided cell equipped with a Pt plate cathode and an Mg rod anode under a current of 10 mA and ^tBu₄NBF₄ as the electrolyte in DMF were the best reaction conditions, and 17 examples were obtained in yields of 43 to 87% (Scheme 10). The results showed that *N*-Boc- α -aminosulfones having an aryl substituent at the α position were high yielding compared to *N*-Boc- α -aminosulfones bearing an alkyl substituent at the same position. Electron-rich alcohols gave higher yields than electron-deficient ones. Interestingly, the electronic and steric effects of the substituents on the aromatic units had a negligible influence on the outcome of the reaction; therefore, the

presence of different electron-donating and with-drawing fictional groups in *o*-, *m*-, or *p*-positions on the phenyl ring were well tolerated by the present electrochemical carboxylation. According to the authors proposed mechanism, this carboxylation reaction most likely proceeds *via* a radical pathway.

In their subsequent studies, very recently, Ye and colleagues unraveled the electrosynthesis of cinnamic acid derivatives 14 *via* desulfonylative carboxylation of respective α , β -unsaturated sulfones 13 with atmospheric CO₂ using their undivided cell under constant current of 15 mA.²⁹ As shown in Scheme 11a, an



Scheme 11 Ye synthesis of (a) cinnamic acid derivatives 14; (b) methyl propiolates 16.



array of mono, di, tri, and tetrasubstituted vinyl sulfones were compatible with this protocol and afforded the target α,β -unsaturated carboxylic acids in poor to excellent yields with complete (*E*)-selectivity. The reaction, however, appears to be limited to vinyl sulfones containing (hetero)aryl groups in the alkene terminus. According to the authors, selective formation of more stable (*E*)-vinyl anion from the fragmentation of starting vinyl sulfone is responsible for the (*E*)-selectivity of products. Apart from vinyl sulfones, the protocol was also compatible for carboxylation of alkynyl sulfones **15** (Scheme 11b). In this case, MeCN was found to be better solvent than DMF for the reaction. Just like vinyl sulfones, the scope of alkynyl sulfones were limited to the aromatic substrates. Delightedly, this protocol was also compatible with aryl sulfones as evidenced by synthesis of benzoic acid, 1-naphthoic acid, and 2-thiophenecarboxylic acid in moderate to good yields (62–79%) from the corresponding aryl sulfones.

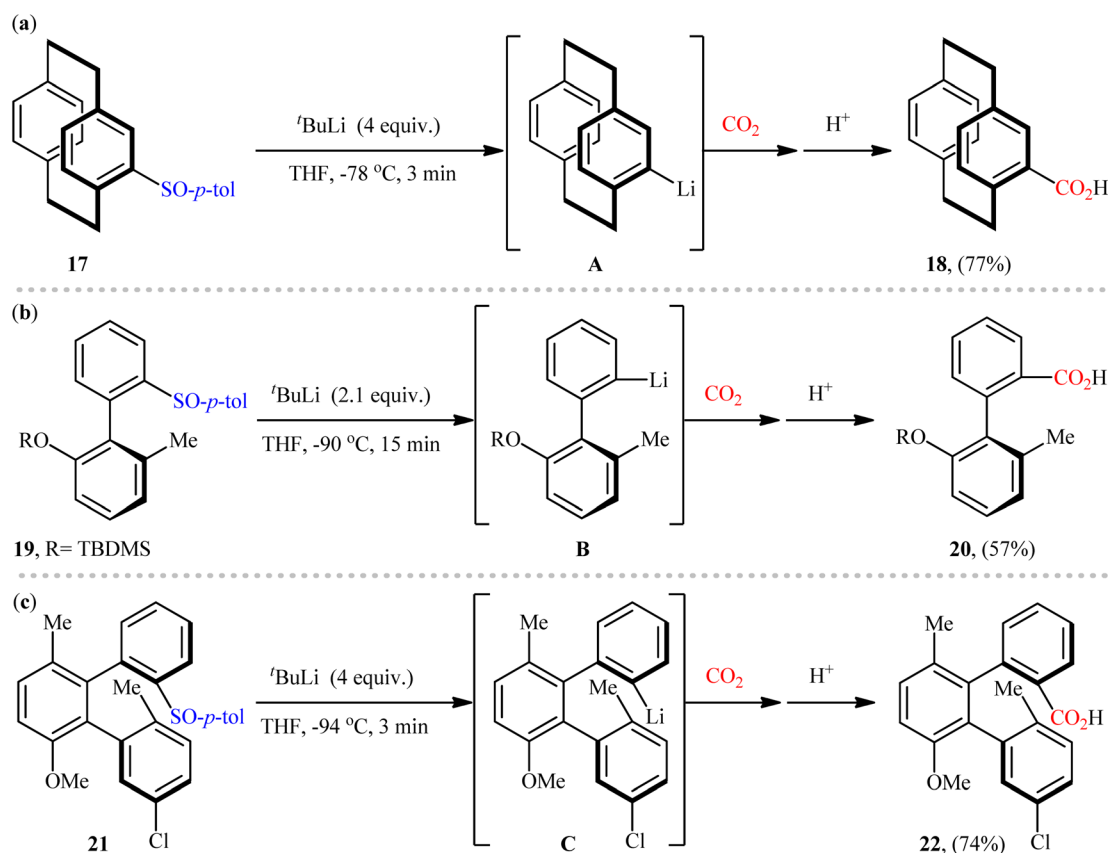
5. Carboxylation of sulfoxides

Despite the numerous reports that have been published on the use of aryl sulfoxides as aryl transfer reagents for the formation of various $C_{(aryl)}-C/X$ bonds,³⁰ the reported examples for the synthesis of carboxylic acid derivatives *via* carboxylation of the corresponding sulfoxides with CO_2 through C–S bond cleavage are scarce, and to the best of our knowledge there is only three single examples on this chemistry. One of the earliest reports of

the applicability of this page of carboxylic acid synthesis, has been reported by the research group of Rowlands in 2005,³¹ when 4-tolylsulfinyl-substituted [2.2]paracyclophane **17** underwent sulfoxide–lithium exchange using $tBuLi$ to form 4-lithio[2.2]paracyclophane **A**, which after electrophilic trapping using CO_2 (dry ice) afforded the corresponding carboxylic acid **18** in a yield of 77% (Scheme 12a). Nearly a decade later, Delord, Colobert, and co-workers applied these principles for the synthesis of chiral carboxylic acid **20** from tolylsulfinyl-substituted axially chiral biaryl **19** in moderate yield with outstanding enantioselectivity (Scheme 12b).^{32,33} Shortly after, using the same scenario, this research group was able to synthesis of an enantiomerically pure carboxylated *ortho*-terphenyl **22** in high yield from the respective sulfinyl-substituted terphenyl scaffold **21** (Scheme 12c).³⁴ Later, Castellano's research team applied this protocol as the key strategic step in the synthesis of a small library of 4-amidated [2.2]paracyclophanes.³⁵

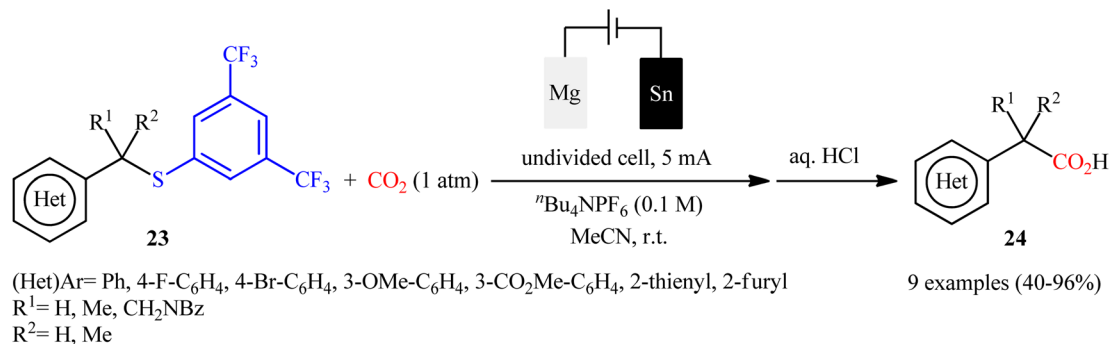
6. Carboxylation of thioethers

One of the latest organosulfur compounds to join the story of desulfurative carboxylation reactions using CO_2 is thioethers. In 2023, Ahlquist–Lundberg and co-workers developed a catalyst-free electrochemical approach for selective desulfurative carboxylation of benzylic 3,5-bistrifluoromethylthiophenyl ethers **23** with CO_2 under ambient conditions.³⁶ The authors identified tin and magnesium as the optimal cathode and anode,



Scheme 12 Available examples on the carboxylation of sulfoxides with CO_2 .





Scheme 13 Electroreductive desulfurative carboxylation of benzylic 3,5-bistrifluoromethylthiophenyl ethers **23** with CO₂.

respectively, and tetrabutylammonium hexafluorophosphate (Bu₄NPF₆) as the supporting electrolyte. The established electrocarboxylation was conducted in anhydrous acetonitrile under ambient air, tolerated several important functional groups, and provided the target benzylic carboxylic acids **24** in moderate to excellent yields (Scheme 13); in addition, a tolerance for a propargylic 3,5-bistrifluoromethylthiophenyl ether was also demonstrated. Of note, in all provided examples, the reaction proceeded with complete selectivity for C(sp³)-S bond cleavage. After a series of mechanistic investigations, it was confirmed that this transformation most likely proceeds *via* a radical pathway.

7. Conclusion

In this review, we have summarized the available literature on desulfurative carboxylation of organosulfur compounds employing CO₂ as an ideal carboxyl source. Although several sulfur-containing compounds (*e.g.*, sulfonium salts, sodium sulfonates, sulfones, sulfoxides) have been described for this page of carboxylic acid synthesis, it is still desirable to explore other alternative organosulfur compounds (*e.g.*, thiols, disulfides, sulfinic acids, sulfonyl hydrazides) that may be improving the efficiency, atom-economy, and minimizing the energy and chemical waste. On the other hand, the number of reported examples on the existing protocols are too narrow and there is further need to study the scope and limitations of these reactions. Furthermore, the majority of reactions covered in this review were carried out under electrochemical conditions. Despite many advantages of electroorganic processes, there are challenges for its use on industrial scales. The need for supporting electrolytes is one of the main limitations of electroorganic transformations, which are sometimes very expensive or even the source of unacceptable pollutants. On the other hand, recovery of the supporting electrolyte can cause technical difficulties and increase costs. Another drawback of electro-synthesis is the long reaction time due to the sensitivity of substrates to higher current densities, which hampers broader acceptance of the method in organic chemical laboratories. Despite recent advances, this field of research is still in its infancy and further investigations and improvements are still needed to reach maturity. We hope that this review will inspire and motivate scientists to conduct future research on this interesting field.

Conflicts of interest

There are no conflicts to declare.

References

- (a) A. Rafiee, K. R. Khalilpour, D. Milani and M. Panahi, *J. Environ. Chem. Eng.*, 2018, **6**, 5771–5794; (b) G. Yuan, C. Qi, W. Wu and H. Jiang, *Curr. Opin. Green Sustainable Chem.*, 2017, **3**, 22–27; (c) R. Guil-López, N. Mota, J. Llorente, E. Millán, B. Pawelec, J. L. G. Fierro and R. M. Navarro, *Materials*, 2019, **12**, 3902; (d) G. Naik, N. Sarki, V. Goyal, A. Narani and K. Natte, *Asian J. Org. Chem.*, 2022, **11**, e202200270; (e) T. A. Qassem, H. Bahair, H. Tariq, F. Behmagham and F. Shahimi, *Chem. Rev. Lett.*, 2023, **6**, 235–244; (f) M. Daghighaleh, M. Vali, Z. Rahmani, S. Sarhandi and E. Vessally, *Chem. Rev. Lett.*, 2018, **1**, 23–30.
- (a) Q.-W. Song, Z.-H. Zhou and L.-N. He, *Green Chem.*, 2017, **19**, 3707–3728; (b) L. Wang, S. Que, Z. Ding and E. Vessally, *RSC Adv.*, 2020, **10**, 9103–9115.
- Q. Liu, L. Wu, R. Jackstell and M. Beller, *Nat. Commun.*, 2015, **6**, 5933.
- (a) S. S. Bharate, *Pharm. Res.*, 2021, **38**, 1307–1326; (b) H. Cai, X. Gan, Z. Jin and G. Hao, *J. Agric. Food Chem.*, 2023, **71**, 9973–9993; (c) L. Zhang, X. Hu, K. Hu, C. Hu, Z. Zhang, Q. Liu, S. Hu, J. Xiang, Y. Wang and S. Zhang, *J. Power Sources*, 2018, **403**, 137–156; (d) B. N. Bhadra, I. Ahmed, H. J. Lee and S. H. Jhung, *Coord. Chem. Rev.*, 2022, **450**, 214237.
- (a) J. Luo and I. Larrosa, *ChemSusChem*, 2017, **10**, 3317–3332; (b) S. S. Yan, Q. Fu, L. L. Liao, G. Q. Sun, J. H. Ye, L. Gong, Y. Z. Bo-Xue and D. G. Yu, *Coord. Chem. Rev.*, 2018, **374**, 439–463; (c) C. K. Ran, L. L. Liao, T. Y. Gao, Y. Y. Gui and D. G. Yu, *Curr. Opin. Green Sustainable Chem.*, 2021, **32**, 100525; (d) N. Salehi and B. Azizi, *J. Chem. Lett.*, 2021, **2**, 2–8; (e) W. Huang, J. Lin, F. Deng and H. Zhong, *Asian J. Org. Chem.*, 2022, **11**, e202200220; (f) A. K. O. Aldulaimi, H. R. Saud, M. Ubaid, M. H. Sami, A. H. Adhab and F. Shahimi, *Chem. Rev. Lett.*, 2024, **7**, 148–158.
- A. Correa and R. Martin, *Angew Chem. Int. Ed. Engl.*, 2009, **48**, 6201–6204.
- F. Behmagham, S. M. Saied, M. D. Azeez, R. R. Abbass, A. H. Adhab and E. Vessally, *RSC Adv.*, 2023, **13**, 32502–32517.



- 8 (a) H. Ochiai, M. Jang, K. Hirano, H. Yorimitsu and K. Oshima, *Org. Lett.*, 2008, **10**, 2681–2683; (b) C. S. Yeung and V. M. Dong, *J. Am. Chem. Soc.*, 2008, **130**, 7826–7827.
- 9 M. Shi and K. M. Nicholas, *J. Am. Chem. Soc.*, 1997, **119**, 5057–5058.
- 10 W. Xu, D. Guo, A. G. Ebadi, M. Toughani and E. Vessally, *J. CO₂ Util.*, 2021, **45**, 101403.
- 11 W. Xu, A. G. Ebadi, M. Toughani and E. Vessally, *J. CO₂ Util.*, 2021, **43**, 101358.
- 12 M. Börjesson, T. Moragas, D. Gallego and R. Martin, *ACS Catal.*, 2016, **6**, 6739–6749.
- 13 (a) A. Hosseinian, R. Mohammadi, S. Ahmadi, A. Monfared and Z. Rahmani, *RSC Adv.*, 2018, **8**, 33828–33844; (b) M. Abdoli and H. Saeidian, *J. Sulfur Chem.*, 2015, **36**, 556–582.
- 14 (a) S. G. Modha, V. P. Mehta and E. V. Van der Eycken, *Chem. Soc. Rev.*, 2013, **42**, 5042–5055; (b) S. Huang, M. Wang and X. Jiang, *Chem. Soc. Rev.*, 2022, **51**, 8351–8377; (c) K. Yang, Q. Li, Z. Y. Li and X. Sun, *Chem. Commun.*, 2023, **59**, 5343–5364.
- 15 K. Nogi and H. Yorimitsu, *Chem.–Asian J.*, 2020, **15**, 441–449.
- 16 Selected reviews: (a) S. Arshadi, E. Vessally, M. Sobati, A. Hosseinian and A. Bekhradnia, *J. CO₂ Util.*, 2017, **19**, 120–129; (b) S. Arshadi, E. Vessally, A. Hosseinian, S. Soleimani-amiri and L. Edjlali, *J. CO₂ Util.*, 2017, **21**, 108–118; (c) S. Farshbaf, L. Z. Fekri, M. Nikpassand, R. Mohammadi and E. Vessally, *J. CO₂ Util.*, 2018, **25**, 194–204; (d) S. Arshadi, A. Banaei, S. Ebrahimiasl, A. Monfared and E. Vessally, *RSC Adv.*, 2019, **9**, 19465–19482; (e) M. Li, S. Abdolmohammadi, M. S. Hoseininezhad-Namin, F. Behmagham and E. Vessally, *J. CO₂ Util.*, 2020, **38**, 220–231.
- 17 (a) A. Y. B. Ángel, P. R. O. Campos and E. E. Alberto, *Org. Biomol. Chem.*, 2023, **21**, 223–236; (b) R. Fan, C. Tan, Y. Liu, Y. Wei, X. Zhao, X. Liu, J. Tan and H. Yoshida, *Chin. Chem. Lett.*, 2021, **32**, 299–312; (c) M. Mondal, S. Chen and N. J. Kerrigan, *Molecules*, 2018, **23**, 738.
- 18 D. Kaiser, I. Klose, R. Oost, J. Neuhaus and N. Maulide, *Chem. Rev.*, 2019, **119**, 8701–8780.
- 19 T. Yanagi, R. J. Somerville, K. Nogi, R. Martin and H. Yorimitsu, *ACS Catal.*, 2020, **10**, 2117–2123.
- 20 H. Meng, M. S. Liu and W. Shu, *Chem. Sci.*, 2022, **13**, 13690–13707.
- 21 (a) X. Y. Chen, Y. Wu and P. Wang, *Synthesis*, 2022, **54**, 3928–3940; (b) X. Wu, P. Gao and F. Chen, *Eur. J. Org. Chem.*, 2023, **26**, 202300864.
- 22 S. Tang, X. Zhao, L. Yang, B. Li and B. Wang, *Angew. Chem., Int. Ed.*, 2022, **134**, 202212975.
- 23 X. Ye, X. Wu, S. R. Guo, D. Huang and X. Sun, *Tetrahedron Lett.*, 2021, **81**, 153368.
- 24 (a) S. Liang, K. Hofman, M. Friedrich and G. Manolikakes, *Eur. J. Org. Chem.*, 2020, 4664–4676; (b) R. J. Reddy and A. H. Kumari, *RSC Adv.*, 2021, **11**, 9130–9221.
- 25 S. Sun, J. T. Yu, Y. Jiang and J. Cheng, *Adv. Synth. Catal.*, 2015, **357**, 2022–2026.
- 26 Y. Chen, X. Dai, W. Zhang, T. Wu, L. Chen and Z. Peng, *RSC Adv.*, 2022, **12**, 772–776.
- 27 J. S. Zhong, Z. X. Yang, C. L. Ding, Y. F. Huang, Y. Zhao, H. Yan and K. Y. Ye, *J. Org. Chem.*, 2021, **86**, 16162–16170.
- 28 H. Senboku, Y. Minemura, Y. Suzuki, H. Matsuno and M. Takakuwa, *J. Org. Chem.*, 2021, **86**, 16077–16083.
- 29 Z. X. Yang, L. Lai, J. Chen, H. Yan, K. Y. Ye and F. E. Chen, *Chin. Chem. Lett.*, 2023, **34**, 107956.
- 30 (a) C. B. Rauhut, L. Melzig and P. Knochel, *Org. Lett.*, 2008, **10**, 3891–3894; (b) M. A. Fascione, R. Brabham and W. B. Turnbull, *Chem.–Eur. J.*, 2016, **22**, 3916–3928; (c) K. Yamamoto, S. Otsuka, K. Nogi and H. Yorimitsu, *ACS Catal.*, 2017, **7**, 7623–7628; (d) Q. Chen, S. Wu, S. Yan, C. Li, H. Abduhulam, Y. Shi, Y. Dang and C. Cao, *ACS Catal.*, 2020, **10**, 8168–8176; (e) W. X. Li, B. W. Yang, X. Ying, Z. W. Zhang, X. Q. Chu, X. Zhou, M. Ma and Z. L. Shen, *J. Org. Chem.*, 2022, **87**, 11899–11908.
- 31 P. B. Hitchcock, G. J. Rowlands and R. Parmar, *Chem. Commun.*, 2005, 4219–4221.
- 32 C. K. Hazra, Q. Dherbassy, J. Wencel-Delord and F. Colobert, *Angew. Chem., Int. Ed. Engl.*, 2014, **126**, 14091–14095.
- 33 Q. Dherbassy, G. Schwertz, C. K. Hazra, T. Wesch, J. Wencel-Delord and F. Colobert, *Phosphorus, Sulfur Silicon Relat. Elem.*, 2015, **190**, 1339–1351.
- 34 Q. Dherbassy, J. P. Djukic, J. Wencel-Delord and F. Colobert, *Angew. Chem., Int. Ed. Engl.*, 2018, **130**, 4758–4762.
- 35 W. R. Henderson, D. E. Fagnani, J. Grolms, K. A. Abboud and R. K. Castellano, *Helv. Chim. Acta*, 2019, **102**, 1900047.
- 36 J. Kuzmin, J. Röckl, N. Schwarz, J. Djossou, G. Ahumada, M. Ahlquist and H. Lundberg, *Angew. Chem., Int. Ed.*, 2023, **62**, e202304272.

