


 Cite this: *RSC Adv.*, 2024, 14, 14919

# Advancements in double decarboxylative coupling reactions of carboxylic acids

 Farnaz Behmagham,<sup>\*a</sup> Maha Mohammed Tawfiq,<sup>b</sup> Mohammad Reza Poor Heravi,<sup>c</sup> Nahed Mahmood Ahmed Alsultany,<sup>d</sup> Suhas Ballal,<sup>e</sup> Hala Bahair,<sup>f</sup> A. Husein Adthab,<sup>g</sup> Sattar Arshadi<sup>h</sup> and Esmail Vessally<sup>i</sup>

The double decarboxylative coupling reaction between two (similar or different) molecules of carboxylic acids is an emerging area that has gained considerable attention as a new avenue for forging carbon–carbon bonds. Since this synthetic strategy only utilizes carboxylic acids as easily accessible, non-toxic and stable starting materials, and extrudes carbon dioxide (CO<sub>2</sub>) as the only waste by-product, it can be considered as an environmentally benign alternative to traditional coupling reactions which mainly rely on the use of toxic organic halides or organometallic reagents. The aim of this review is to highlight the recent advances and developments in this exciting new field that may serve as inspiration for future research to mature it.

 Received 6th March 2024  
 Accepted 30th April 2024

DOI: 10.1039/d4ra01747a

[rsc.li/rsc-advances](https://rsc.li/rsc-advances)

## 1. Introduction

The decarboxylative cross-coupling reactions of carboxylic acids have emerged within recent years as one of the most promising strategies for constructing carbon–carbon<sup>1</sup> and carbon–heteroatom bonds,<sup>2</sup> not only because carboxylic acids are widely available with significant structural diversity and at low cost, but also because these reactions form small amounts of CO<sub>2</sub> as an innocuous by-product. In this field, the double decarboxylative coupling of two molecules of (similar or different) carboxylic acids has recently been developed as a green and attractive strategy to form new carbon–carbon bonds that avoids the use of any toxic organic halides or organometallic reagents which are normally involved in traditional coupling reactions.<sup>3</sup> Interestingly, this new methodology has been successfully applied to efficient construction of all six kinds of C–C bonds [*i.e.*, C(sp<sup>3</sup>)–C(sp<sup>3</sup>), C(sp<sup>3</sup>)–C(sp<sup>2</sup>), C(sp<sup>3</sup>)–C(sp), C(sp<sup>2</sup>)–C(sp<sup>2</sup>), C(sp<sup>2</sup>)–C(sp), and C(sp)–C(sp)], demonstrating

the general applicability of this synthetic approach (Fig. 1). Since many advances have occurred during the past few years on the double decarboxylative C–C coupling reactions, a comprehensive review in this fast growing research field seems to be timely. In continuation of our review articles on decarboxylative<sup>4</sup> and modern cross-coupling reactions,<sup>5</sup> in the present review we will highlight recent advances and achievements in the fabrication of C–C bonds *via* double decarboxylative coupling reactions. It should be noted that we will not speak on the double decarboxylative coupling of other substrates than carboxylic acids (*e.g.*, esters, carbonates)<sup>6</sup> or multi-component reactions.<sup>7</sup>

## 2. C(sp<sup>3</sup>)–C(sp<sup>3</sup>) bond formation

The construction of C(sp<sup>3</sup>)–C(sp<sup>3</sup>) bonds through double decarboxylative coupling of aliphatic carboxylic acids has been scarcely investigated; in fact, only two examples of such reactions were reported in literature thus far. In 2018, Li, Xiang, and their co-workers disclosed for the first time the possibility of formation of a new C–C bond at sp<sup>3</sup>-hybridized centers *via* a double decarboxylative synthetic protocol.<sup>8</sup> They revealed that the treatment of (hetero)benzylic carboxylic acids **1** with 3 equiv. of K<sub>2</sub>S<sub>2</sub>O<sub>8</sub> in the presence of a catalytic amount of AgNO<sub>3</sub> in binary solvent 1,2-dichloroethane (DCE)/H<sub>2</sub>O with ratio 2 : 1 resulted in the corresponding (hetero)aryl-substituted ethanes **2** in moderate to good yields, ranging from 58% to 75% (Scheme 1a). The results showed that both silver catalyst and the oxidant played a pivotal role in this transformation, as no reaction was observed in the absence of either of them. It is worth mentioning that the presence of H<sub>2</sub>O was crucial for the success of the reaction probably because the presence of H<sub>2</sub>O promotes

<sup>a</sup>Department of Chemistry, Miandoab Branch, Islamic Azad University, Miandoab, Iran. E-mail: [farnaz\\_behmaghham@yahoo.com](mailto:farnaz_behmaghham@yahoo.com)
<sup>b</sup>Department of Optical Techniques, Al-Noor University College, Iraq

<sup>c</sup>Department of Chemistry, College of Arts and Sciences, Drexel University, 32 South 32nd St. Disque Hall 305, Philadelphia, PA 19104, USA

<sup>d</sup>College of Dentist, National University of Science and Technology, Dhi Qar, 64001, Iraq

<sup>e</sup>Department of Chemistry and Biochemistry, School of Sciences, JAIN (Deemed to be University), Bangalore, Karnataka, India

<sup>f</sup>Medical Technical College, Al-Farahidi University, Iraq

<sup>g</sup>Department of Pharmacy, Al-Zahrawi University College, Karbala, Iraq

<sup>h</sup>Department of Chemical Engineering, University of Science and Technology of Mazandaran, Behshahr, Iran

<sup>i</sup>Department of Chemistry, Payame Noor University, Tehran, Iran

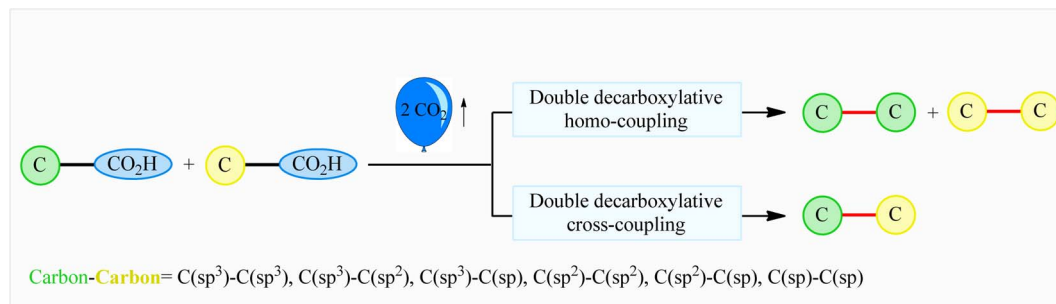
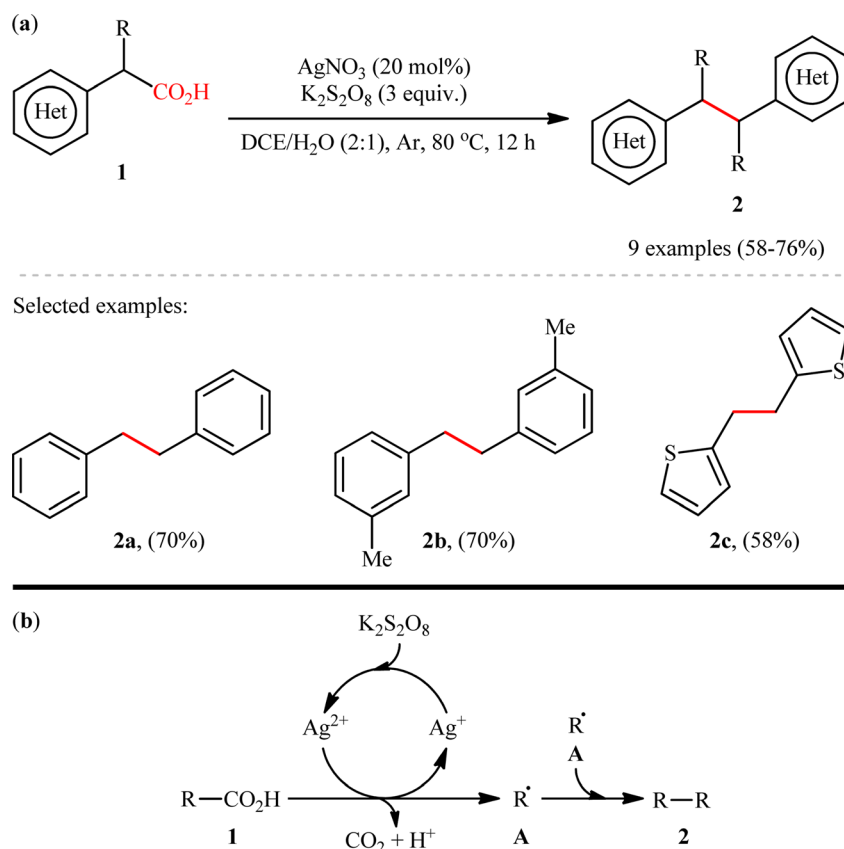



Fig. 1 Double decarboxylative coupling reactions of carboxylic acids.

the dissolution of K<sub>2</sub>S<sub>2</sub>O<sub>8</sub>. The results indicated that electronic and steric effects of the substituents on the phenyl ring periphery of substrates had no significant impact on the outcome of this homocoupling reaction. Notably, this catalytic platform was also found to be suitable for decarboxylative homocoupling of  $\alpha$ -keto acids for producing corresponding 1,2-diketones. Unfortunately, neither simple aliphatic carboxylic acids (e.g., heptanoic acid) nor benzoic acids could react in this system. Based on a series of control experiments, the authors proposed a possible mechanistic pathway for this transformation which is outlined in Scheme 1b. Initially, the oxidation of Ag<sup>+</sup> species with persulfate generates the active Ag<sup>2+</sup>

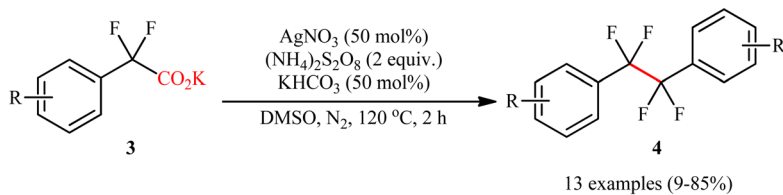
species. Subsequently, carboxylic acid **1** undergoes single electron oxidative decarboxylation with the active Ag<sup>2+</sup> species to produce the alkyl free radical **A** and regenerate the Ag<sup>+</sup> species. Finally, radical-radical homocoupling of two equivalents of intermediate **A** affords the observed product **2**.

Shortly afterwards, Wan's research group reported a conceptually similar C(sp<sup>3</sup>)-C(sp<sup>3</sup>) coupling strategy to synthesis of symmetric CF<sub>2</sub>-CF<sub>2</sub> containing dimers.<sup>9</sup> In this study, a library of thirteen 1,1,2,2-tetrafluoro-1,2-diarylethanes **4** was efficiently synthesized through the decarboxylative homo-coupling of corresponding potassium 2,2-difluoro-2-phenylacetate derivatives **3** employing AgNO<sub>3</sub>/(NH<sub>4</sub>)<sub>2</sub>S<sub>2</sub>O<sub>8</sub>/

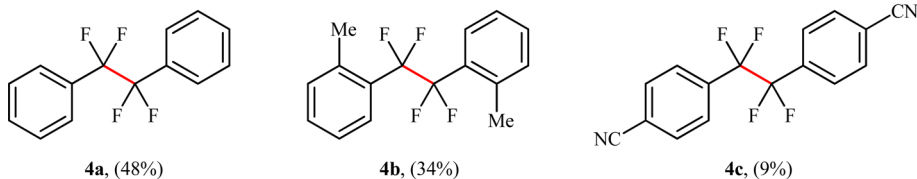


Scheme 1 (a) Ag-catalyzed double decarboxylative coupling of (hetero)benzylic carboxylic acids **1**; (b) a plausible mechanism for the formation of (hetero)aryl-substituted ethanes **2**.<sup>8</sup>





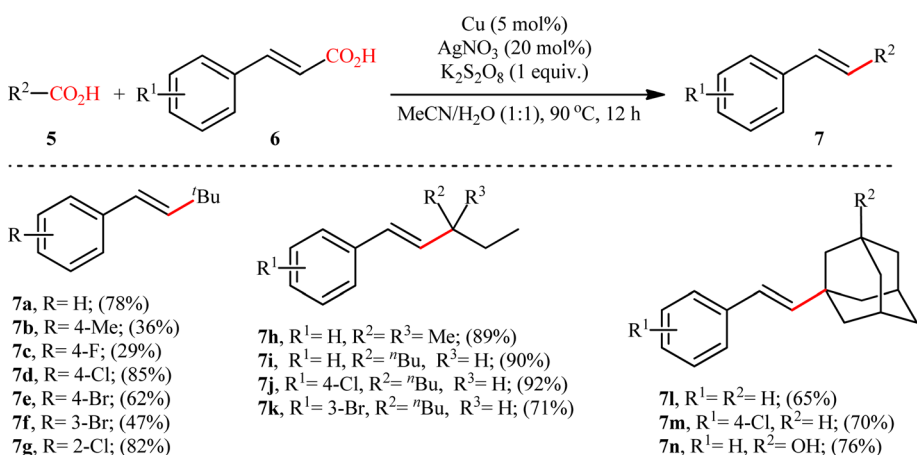
Selected examples:

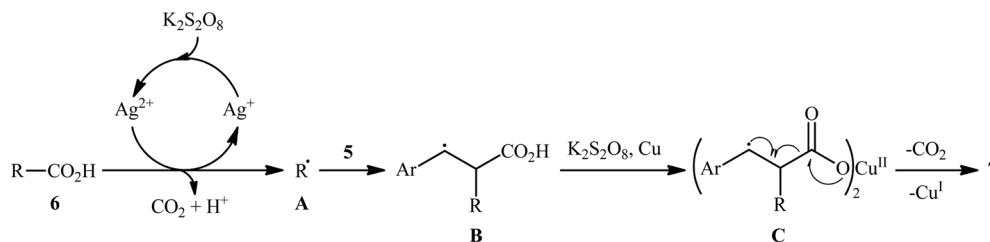
Scheme 2 Wan's synthesis of 1,1,2,2-tetrafluoro-1,2-diarylethanes **4**.<sup>9</sup>

$\text{KHCO}_3$  combination as a catalytic system in dimethyl sulfoxide (DMSO) at 120 °C (Scheme 2). Besides  $\text{AgNO}_3$ , other silver salts such as  $\text{Ag}_2\text{CO}_3$ ,  $\text{AgBF}_4$ ,  $\text{AgOAc}$  and  $\text{AgSO}_3\text{CF}_3$  were also found to promote this decarboxylative homocoupling reaction; albeit, in lower yields. However, replacement of silver salts with copper(I) or (II) salts completely suppressed reaction. Unfortunately, no comment was made by the authors regarding these observations. Depending on the electronic effects of substituents on the aromatic ring, substrates with electron-donating groups provided higher yields than those with electron-withdrawing groups. Interestingly, the reaction proved insensitive to steric hindrance. While the dimethylated substrate produced 46% yield, the trimethylated one produced 85% yield. A drawback of the protocol is the requirement for an inert atmosphere and an elevated temperature (120 °C), which may limit its application profile. Unfortunately, 2,2-difluoro-2-thienylacetic acid did not take part in this homocoupling and therefore no other heterobenzylic carboxylic acids were examined in the protocol. According to the authors, the reaction proceeds *via* a mechanism analogous to that of Li, Xiang, and co-workers for the formation of (hetero)aryl-substituted ethanes **2**.

### 3. $\text{C}(\text{sp}^3)\text{--C}(\text{sp}^2)$ bond formation

The first and only example on the formation of  $\text{C}(\text{sp}^3)\text{--C}(\text{sp}^2)$  bonds through double decarboxylative cross-coupling reaction between two carboxylic acids was published by Mai *et al.*,<sup>10</sup> who revealed that the treatment of various aliphatic carboxylic acids **5** and cinnamic acid derivatives **6** in the presence of a cooperative  $\text{AgNO}_3$  and copper(0) catalytic system produced the corresponding  $\beta$ -alkyl styrene derivatives **7** in satisfactory yields (Scheme 3). Under the optimized conditions, both cyclic and acyclic (secondary and tertiary) aliphatic carboxylic acids were compatible substrates in this transformation. The reaction, however, appears to be limited to unsubstituted and cinnamic acids bearing weak electron-withdrawing groups. Strangely, the primary carboxylic acids failed to participate in this reaction. Moreover, when cinnamic acid bearing 4-OMe substitution was used as the substrate under the identical conditions, the unwanted 4-methoxybenzaldehyde was isolated in a yield of 82%, without the formation of desired product. The synthetic potential of this double decarboxylative coupling protocol was further demonstrated by alkenylation of gemfibrozil, an oral

Scheme 3 Selected examples of the Cu/Ag-catalyzed decarboxylative alkenylation of aliphatic carboxylic acids **5** with cinnamic acids **6**.<sup>10</sup>



Scheme 4 Mechanism proposed to explain the formation of  $\beta$ -alkyl styrenes 7.

drug used to lower lipid levels. An important feature of this synthetic strategy is that no homo-coupled products were detected in this transformation since the nucleophilic alkyl radicals were preferentially trapped by the cinnamate acceptor in an exclusive manner. Mechanistically, this  $C(sp^3)$ - $C(sp^2)$  bond forming reaction starts with the oxidation of  $Ag(I)$  by persulfate to  $Ag(II)$ , which decarboxylates the aliphatic carboxylic acid **5** and generates the key alkyl radical **A**. Afterwards, this alkyl radical attacks  $\alpha$ -position of cinnamic acid **6** to produce benzyl radical intermediate **B**, which after interaction with  $Cu(0)$  affords carboxylate species **C**. Finally, the newly formed intermediate **C** undergoes a single electron transfer (SET) process to release  $CO_2$  and form the observed product **7** (Scheme 4).

## 4. $C(sp^3)$ - $C(sp)$ bond formation

Based on their established strategy, Mai, Sun, and co-workers further developed an alkyl-alkynyl double decarboxylative cross-coupling to forge  $C(sp^3)$ - $C(sp)$  bonds through the similar  $Ag/Cu$  bimetallic tandem catalysis and just by elevating the reaction temperature to  $110\text{ }^\circ\text{C}$ .<sup>10</sup> In this preliminary work, the authors investigated relatively broad scope of aliphatic carboxylic acids (**8** (14 substrates), but very limited scope of alkynoic acids (only phenylpropionic acid **9**); however, the yields were good (Scheme 5). Nevertheless, it should be mentioned that primary aliphatic carboxylic acids and secondary aliphatic carboxylic acids containing ether, halide, or ketone groups on

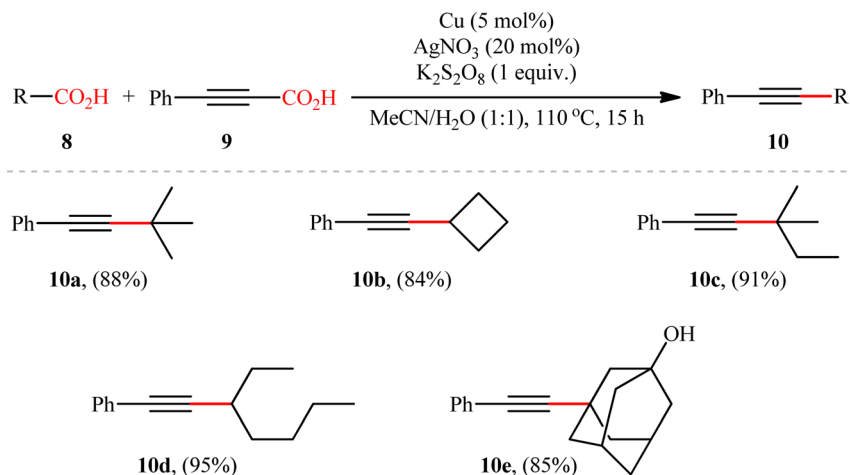
the adjacent position were not compatible with the reaction conditions. The author proposed mechanism for this transformation is analogous to the one depicted for alkenylation of aliphatic carboxylic acids.

## 5. $C(sp^2)$ - $C(sp^2)$ bond formation

In this section, we describe the current literature on the double decarboxylative coupling reactions that form  $C(sp^2)$ - $C(sp^2)$  bonds *via* cleavage of  $C(sp^2)$ - $CO_2H$  bonds. The section is organized according to the type of product formed in three different sub-sections. Thus, the synthesis of biaryl derivatives through the decarboxylative homo-/hetero-coupling of benzoic acids are discussed first. This is followed by double-decarboxylative cross-coupling between  $\alpha$ -keto acids and  $\alpha,\beta$ -unsaturated acids to form  $\alpha,\beta$ -unsaturated carbonyls. Finally, the only reported example for the synthesis of 1,2-diketones *via* the decarboxylative homocoupling of  $\alpha$ -keto acids will be covered at the end of the section.

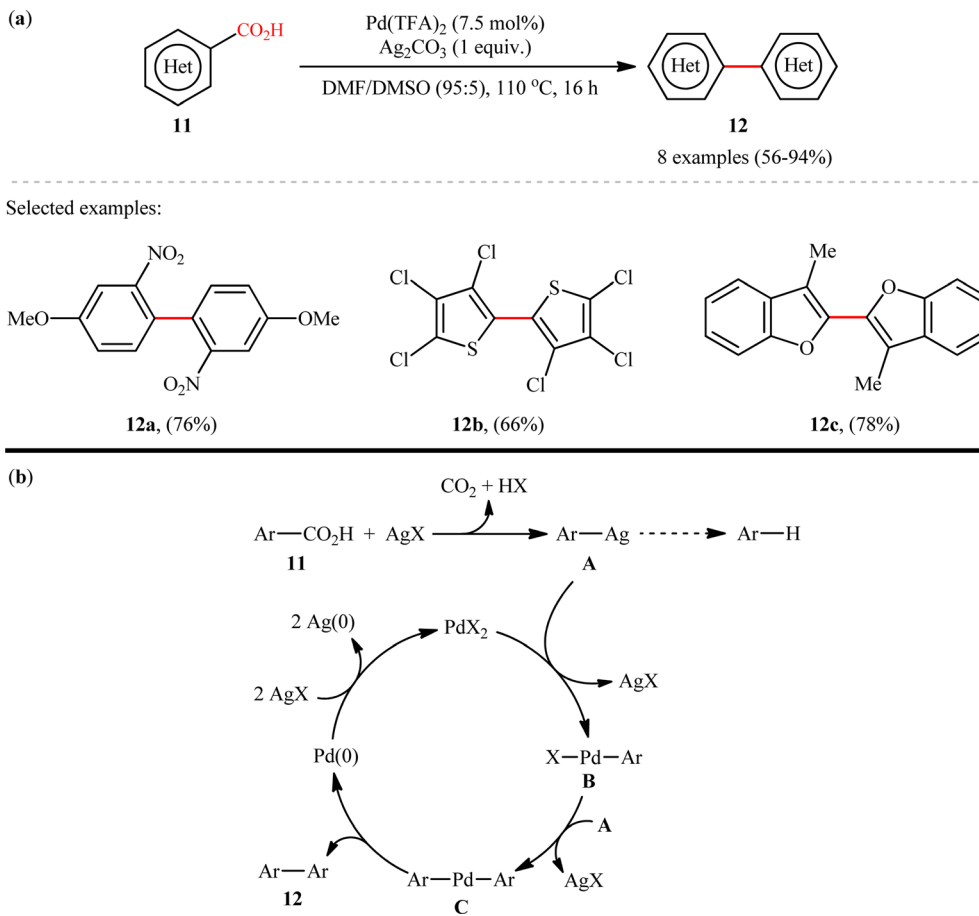
### 5.1. Biaryls synthesis

The first example on decarboxylative  $C_{(aryl)}-CO_2H/C_{(aryl)}-CO_2H$  coupling reactions has been reported by the group of Larrosa in 2010,<sup>11</sup> when a range of hetero(aromatic) carboxylic acids **11** underwent decarboxylative homocoupling in the presence of a  $Pd/Ag$  system in a mixed solvent of dimethylformamide (DMF) and DMSO to form the corresponding symmetrical biaryls **12** in moderate to excellent yields (Scheme 6a). Although only 2-



Scheme 5  $Cu/Ag$ -catalyzed double decarboxylative cross-coupling reaction between aliphatic carboxylic acids **8** and phenylpropionic acid **9**.<sup>10</sup>





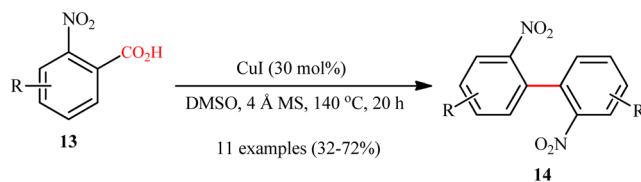
Scheme 6 (a) Larrosa's synthesis of symmetrical biaryls **12**; (b) suggested mechanism for decarboxylative homocoupling of hetero(aromatic) carboxylic acids **11**.<sup>11</sup>

heteroaromatic carboxylic acids or aromatic carboxylic acids with an *ortho* electron-withdrawing substituent were tolerated, this method could be an inspiration for further researchers. A limitation of this procedure was the competing protodemetalation of the Ag(I)-arene intermediate which results in the formation of unwanted protodecarboxylated products. Unfortunately, when benzoic acids *ortho*-substituted with Br, OMe, or F were applied under the identical conditions, decarboxylation to the corresponding arenes were the main products observed, with only small amounts (10–20% NMR yield) of the desired dimer products. These results clearly indicated that the relative rates of protodemetalation *versus* transmetalation are highly affected by the nature of the group in *ortho* position. The following mechanistic cycle was proposed by the authors for this decarboxylative homocoupling reaction (Scheme 6b): Initially, Ag(I) salt promotes the decarboxylation of (hetero) arene carboxylic acid **11** to generate the Ag(I)-arene intermediate **A**, which after transmetalation to the Pd(II) catalyst provides Pd(II)-arene species **B**. Subsequently, a second transmetalation with another Ag(I)-arene **A** takes place to form the bisaryl-Pd species **C**, that after reductive elimination provides the target biaryl products **12** and the Pd(0) species. Finally, two equiv. of Ag(I) oxidizes Pd(0) to regenerate Pd(II) catalyst and complete the catalytic cycle.

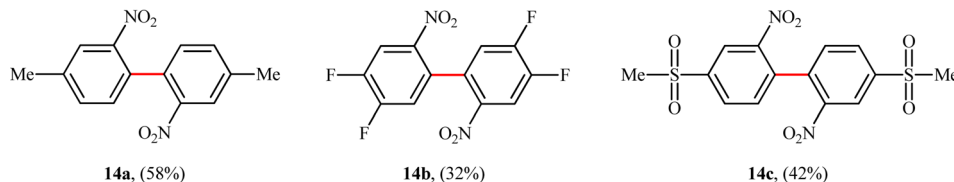
Subsequently, copper-catalyzed version of this homocoupling reaction was disclosed by Cai and co-workers,<sup>12</sup> who revealed that the treatment of various *ortho*-nitrobenzoic acids **13** bearing electron-deficient (fluoro, chloro, trifluoromethyl, and sulfonyl) and electron-donating groups (methyl and methoxy) with a catalytic amount of CuI in the presence of 4 Å molecular sieves (MS) in DMSO, afforded the corresponding 2,2'-dinitrosubstituted biaryls **14** in poor to good yields (Scheme 7). It is worthwhile to note that the 4-methylated substrate produced 58% yield, whereas the 6-methylated one was quite inert under the identical conditions, indicating high sensitivity of this transformation to steric hindrance. In the investigation of the scope of this transformation, it was found that presence of a nitro group at the *ortho*-position of benzoic acid substrate was vital for the success of the reaction. The authors explained this observation by stabilizing effect of the nitro group for the transition structure of decarboxylation procedure and enhancing the rate of formation of aryl-copper intermediate in the transformation. It should be mentioned that other copper catalysts such as CuBr, CuOAc, and Cu<sub>2</sub>O were also effective in this homocoupling reaction but gave lower yield of product.

A notable contribution to this field was reported by Tan, Deng, and co-workers in 2011.<sup>13</sup> They disclosed that a merge of PdCl<sub>2</sub> and PPh<sub>3</sub> with Ag<sub>2</sub>CO<sub>3</sub> could enable challenging double





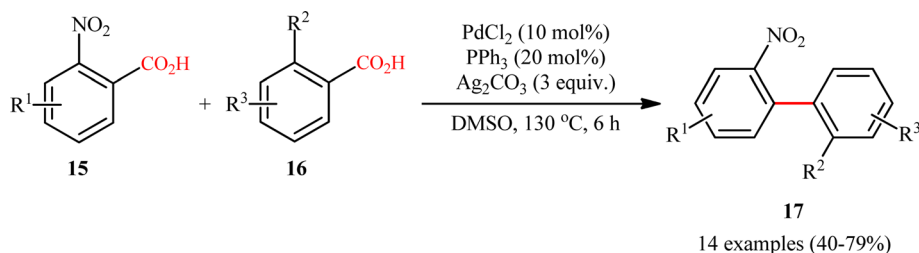
Selected examples:

Scheme 7 Cu-catalyzed decarboxylative homocoupling of *ortho*-nitrobenzoic acids **13**.<sup>12</sup>

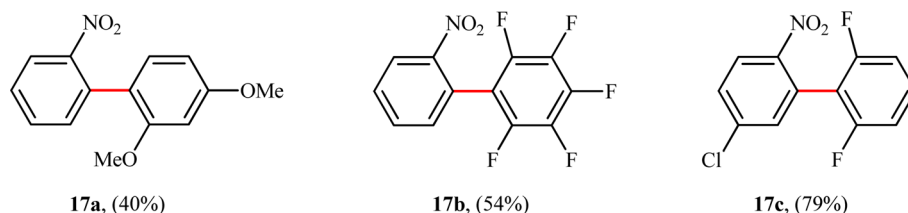
decarboxylative cross-coupling between two benzoic acid substrates. On the basis of the optimal conditions, a series of *o*-nitrobenzoic acid derivatives **15** smoothly coupled with various *o*-substituted benzoic acids **16** by a double decarboxylation process procedure to generate desired unsymmetrical biaryl products **17** in moderate to good yields (Scheme 8). It should be mentioned that significant amounts of symmetrical biaryl by-products, formed by homocoupling of arenecarboxylic acids, were also observed in all cases. Indeed, the cross-coupling/homocoupling selectivity was less than 3.5 : 1 at best. In this system, silver salt should play multiple roles:<sup>14</sup> (i) the decarboxylating promoter, (ii) the transmetalating agent, and (iii) an external oxidant. In a closely related study, Su and co-workers disclosed that a variety of unsymmetrical bi(hetero)aryl compounds **20** were successfully formed from two different (hetero)aryl carboxylic acids **18** and **19** using a Pd/Ag bimetallic system equipped with a phosphine ligand (Scheme 9).<sup>15</sup> It is noteworthy that this protocol not only allows the cross-coupling of arenecarboxylic acids that are electronically different but also those that are electronically similar, and provided good yields. However, like Tan-Deng's work, this process also relies on an

elevated temperature (120 °C) and *ortho*-substituent in benzoic acids, which limited its broad application in practical synthesis. Along this line, the catalytic system involved PdCl<sub>2</sub> (20 mol%) in presence of Cu(OH)<sub>2</sub> (75 mol%) was demonstrated by Rameau *et al.* for the same cross decarboxylative coupling, albeit with much lower efficiency (9 examples with average yield of 19%).<sup>16</sup>

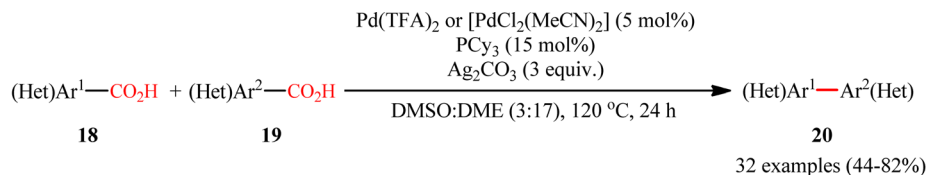
Following these works, Shi and colleagues unraveled an elegant strategy for the synthesis of unsymmetrical *meta*-substituted biaryls **23** from two different electron-rich benzoic acids **21** and **22** through a Pd-catalyzed carboxyl-directed intermolecular cross-dehydrogenative coupling and subsequent decarboxylation.<sup>17</sup> The reaction took place in the presence of Pd(OAc)<sub>2</sub>/Ag<sub>2</sub>CO<sub>3</sub>/K<sub>2</sub>HPO<sub>4</sub> combination as an efficient catalytic system in refluxing DME, and provided the desired products in synthetically useful yields (Scheme 10). It should be mentioned that in these reactions, the carboxyl group served as a traceless directing group that after formation of the desired C–C bond is easily removed *via* a Pd-catalyzed protodecarboxylation process. Unlike previous double decarboxylative coupling protocols which were limited to the use of *o*-substituted benzoic acids where at least one of the them was



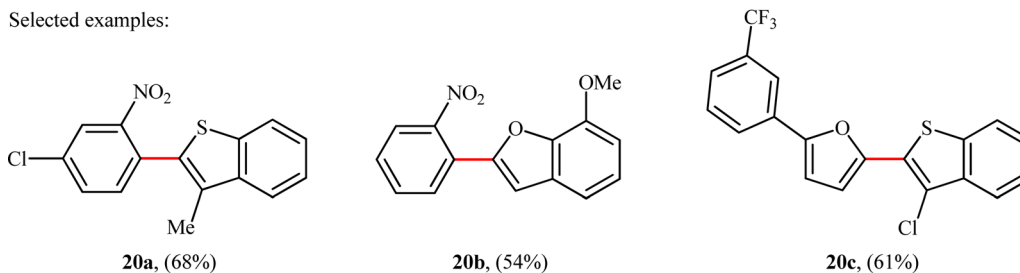
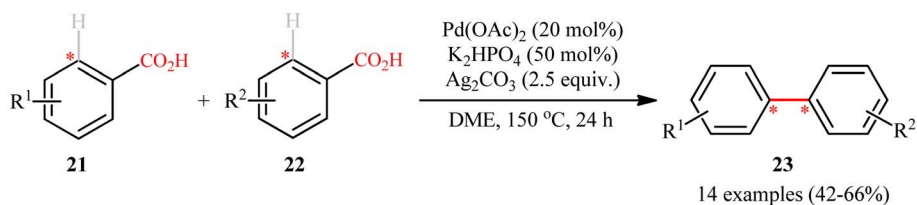
Selected examples:

Scheme 8 Tan-Deng's synthesis of unsymmetrical biaryls **17**.<sup>13</sup>

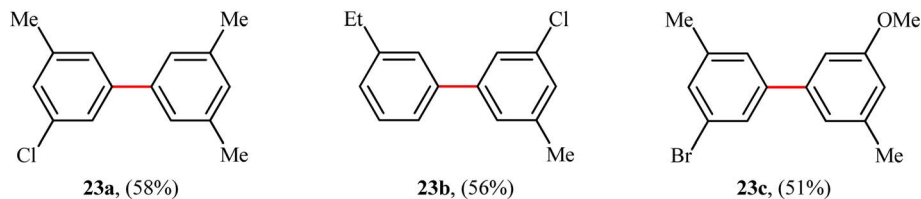




Selected examples:

Scheme 9 Su's synthesis of unsymmetrical biaryls **20**.<sup>15</sup>

Selected examples:

Scheme 10 Synthesis of biaryls **3** through Pd-catalyzed decarboxylative cross-dehydrogenative coupling between two different benzoic acids **21** and **22**.<sup>17</sup>

electron deficient, this new strategy tolerated electron-rich acids and the new C–C bonds were formed in the *ortho* position of carboxyl.

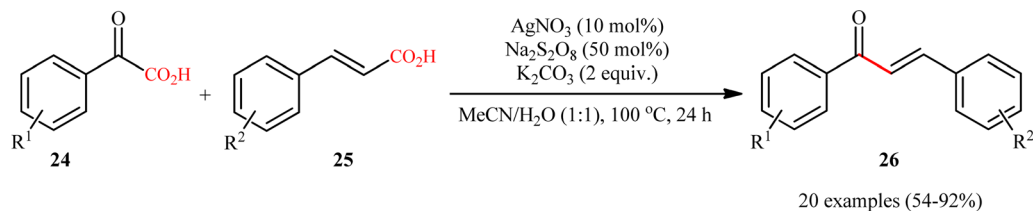
## 5.2. $\alpha,\beta$ -Unsaturated carbonyls synthesis

In 2015, Yang and Wang along with their co-workers developed a novel scheme for the synthesis of chalcone derivatives **26** by silver-catalyzed double-decarboxylative cross-coupling of aromatic  $\alpha$ -keto acids **24** with cinnamic acids **25**.<sup>18</sup> In this study, twenty functionalized chalcones **26** have also been obtained with  $\text{AgNO}_3$  as the catalyst and  $\text{Na}_2\text{S}_2\text{O}_8$  as the oxidant in an aqueous medium with yields up to 92% (Scheme 11). Although a series of cinnamic acids bearing both electron-donating (*e.g.*, Me, OMe) and electron-withdrawing (*e.g.*, F, Cl, Br) functional groups were well tolerated under the reaction conditions, the scope of  $\alpha$ -keto acids restricted to electron-rich derivatives. Besides that, neither aliphatic  $\alpha$ -keto acids nor aliphatic conjugated acids, such as crotonic acid could react in this system, thus limiting the range of applications this procedure.

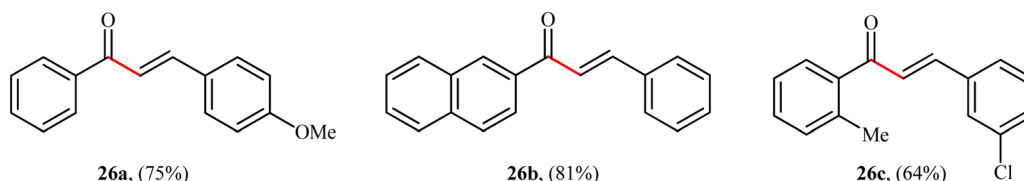
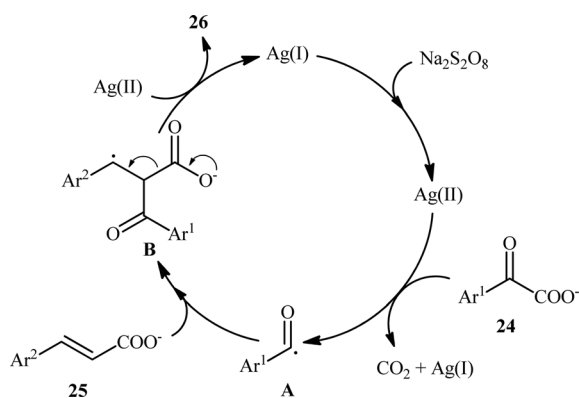
The proposed mechanism for this transformation is outlined in Scheme 12. Initially, the acyl radical **A** was generated from  $\alpha$ -keto acid **24** by an oxidative radical decarboxylation procedure. This acyl radical attacked to the  $\alpha$ -position of the double bond of the cinnamic acid **25**, followed by elimination of  $\text{CO}_2$  to provide the target product **26**. There is no need to say that such a radical mechanism is preferred in water because of the inertness of water toward radical species and enhance the reaction rates.

Concurrently, the Guo laboratory developed iron-catalyzed version of the above reaction.<sup>19</sup> The reaction was carried out under nitrogen atmosphere in a  $\text{H}_2\text{O}/\text{DMSO}$  mixture solvent, using 10 mol% inexpensive  $\text{FeCl}_2$  as the catalyst, 2 equiv. of sodium formate as the base, 2.5 equiv. of potassium persulfate as the oxidant at 120  $^\circ\text{C}$ . Under the optimized conditions, decarboxylative coupling of various 2-oxoacetic acid derivatives **27** (including aryl, heterocyclic, aliphatic, amino 2-oxoacetic acids) and cinnamic acids **28** with either electron-donating or -withdrawing groups at the *para*, *meta* or *ortho* position of the





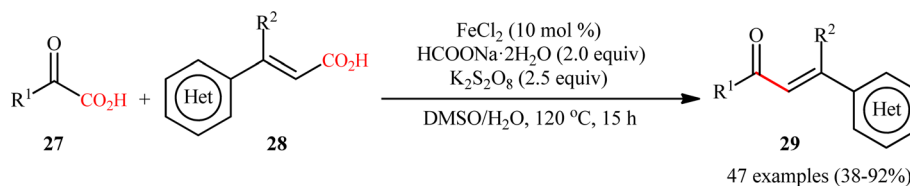
Selected examples:

Scheme 11 Ag-catalyzed double-decarboxylative cross-coupling of aromatic  $\alpha$ -keto acids **24** with cinnamic acids **25**.<sup>18</sup>Scheme 12 Plausible mechanism for the Ag-catalyzed synthesis of chalcones **26**.

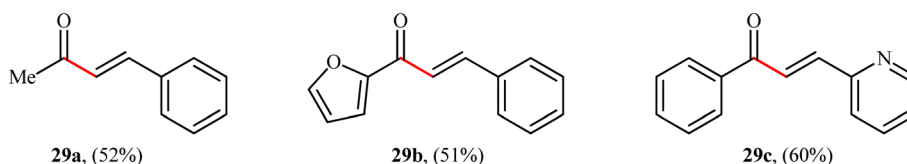
phenyl ring, afforded the corresponding  $\alpha,\beta$ -unsaturated carbonyl products **29** in moderate to high yields (Scheme 13). Besides cinnamic acids, conjugated dienoic acids also could be applied as suitable substrates under the identical conditions. The selectivity of this C–C coupling was demonstrated in the reaction using 1,4-phenylenediacyrylic acid that afforded

exclusively the monoacylated product without any diacylated derivative. Unfortunately,  $\beta$ -alkyl acrylic acid such as crotonic acid was not amenable to this procedure. Noteworthy, the scalability of the reaction was demonstrated through the synthesis of chalcone (1,3-diphenyl-2-propene-1-one) in 1.29 g scale in good yield of 62%. Generally, compared to the Ag-catalyzed variant, this Fe-catalyzed alternative showed the advantage of a broader substrate scope and a higher average yield.

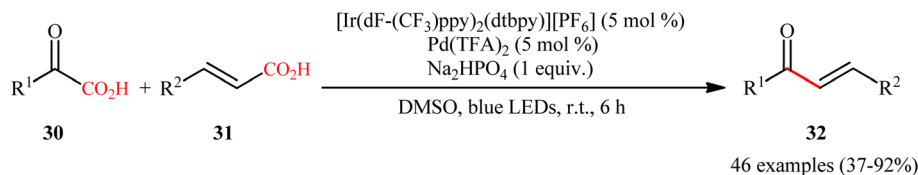
Pursuing in this direction, very recently, Ghosh's research team devised a dual catalytic system comprised of a palladium and an iridium photocatalyst, which enabled double decarboxylative coupling of a wide range of  $\alpha$ -keto acid derivatives **30** (including mono and polycyclic aromatic, heteroaromatic, cyclic and open chain aliphatic  $\alpha$ -keto acids) with various  $\beta$ -alkyl/aryl/heteroaryl  $\alpha,\beta$ -unsaturated acids **31** to form the corresponding  $\alpha,\beta$ -unsaturated ketones **32** in modest to excellent yields with outstanding (*E*)-selectivity (Scheme 14).<sup>20</sup> The catalytic reaction was found to tolerate the presence of a diverse range of important functional groups (*e.g.*, OMe, OCOMe, OCF<sub>3</sub>, OH, F, Cl, Br, CF<sub>3</sub>, CN, NO<sub>2</sub>, SO<sub>2</sub>Me) on both partners, thus expanding on the scope of previous reports in this field. Beside broad substrate scope and excellent stereoselectivity, beside



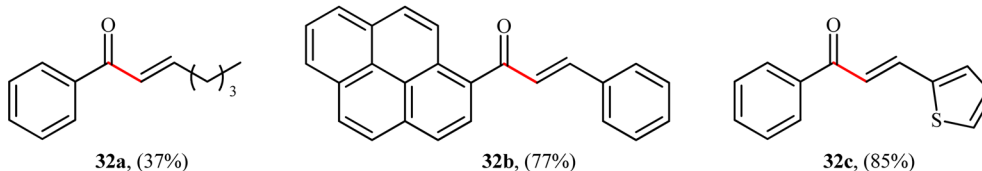
Selected examples:

Scheme 13 Fe-catalyzed double decarboxylative cross-coupling between 2-oxoacetic acids **27** and cinnamic acid derivatives **28**.<sup>19</sup>





Selected examples:

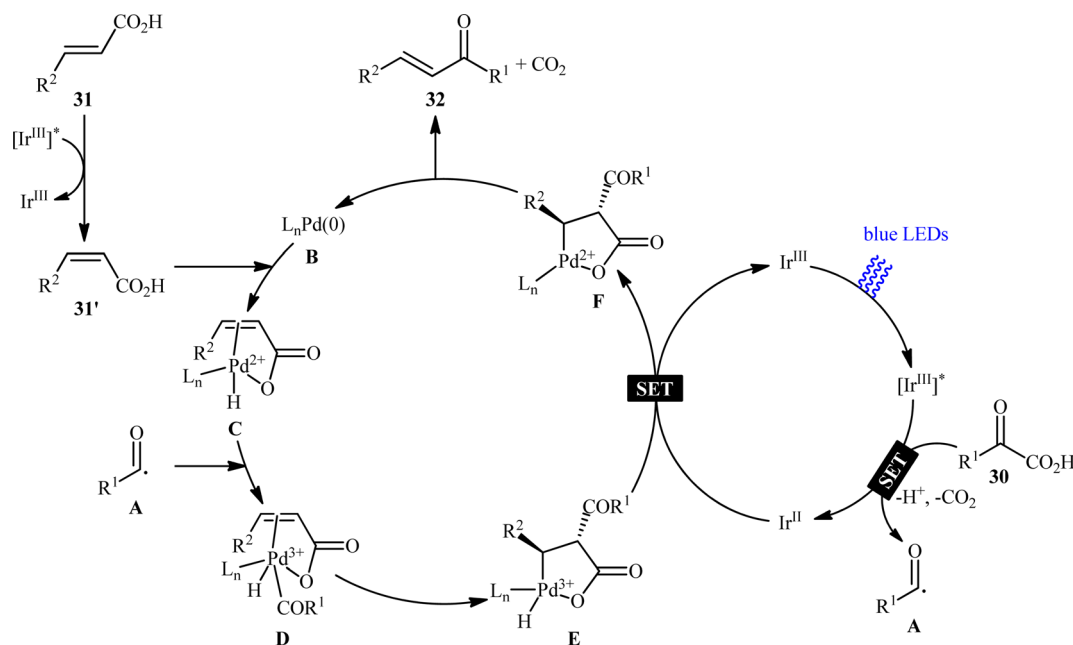
Scheme 14 Ir/Pd-catalyzed double decarboxylative cross-coupling of  $\alpha$ -keto acid derivatives **1** with  $\alpha,\beta$ -unsaturated acids **2**.<sup>20</sup>

good yields, scale ability and mild reaction conditions can be considered as the advantages of this Ir/Pd-catalyzed doubly decarboxylative cross-coupling protocol. According to the authors, the reaction proceeds through two intertwined catalytic cycles as shown in Scheme 15. At first, the ground state photocatalyst Ir<sup>III</sup> undergoes photoexcitation under visible-light irradiation to produce the excited state [Ir<sup>III</sup>]<sup>\*</sup>, which oxidizes  $\alpha$ -keto acid **30** by a SET process and promote decarboxylative acyl radical **A** formation. Meanwhile, photoexcited [Ir<sup>III</sup>]<sup>\*</sup> species converts *trans*- $\alpha,\beta$ -unsaturated acid **31** into its *cis*-form **31'** through energy transformation. Subsequently, coordination of *cis*- $\alpha,\beta$ -unsaturated acid **31'** to the *in situ* generated palladium(0) active catalyst **B** provides Pd<sup>II</sup>-intermediate **C**. Afterwards, acyl radical **A** addition to cinnamate coordinated Pd<sup>II</sup>-intermediate **C** experiences one electron oxidation of palladium species and forms intermediate **D**. Next,  $\beta$ -migratory insertion of acyl group to the coordinated double bond affords a five member pallado-

cycle **E**, which after taking up one electron from Ir<sup>II</sup> *via* SET provides Pd<sup>II</sup>-intermediate **F**. Finally, concerted decarboxylative demetallation of intermediate **F** affords the target (*E*)- $\alpha,\beta$ -unsaturated ketone product **32** and regenerate the active palladium species **B**.

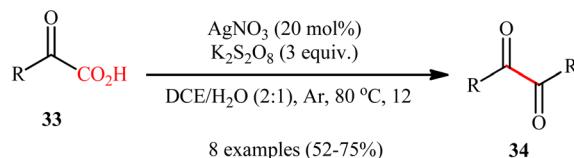
### 5.3. 1,2-Diketones synthesis

In 2018, in the same paper describing construction of C(sp<sup>3</sup>)-C(sp<sup>3</sup>) bonds through the double decarboxylative coupling of aliphatic carboxylic acids,<sup>8</sup> Li-Xiang's research group unraveled the preparation of a library of 1,2-diketones **34** in moderate to good yields *via* the oxidative decarboxylative homocoupling of respective  $\alpha$ -keto acids **33** under their standard conditions. As shown in Scheme 16, various aliphatic, aromatic, and hetero-aromatic  $\alpha$ -keto acids were utilized to establish the general applicability of the protocol. It is worthwhile to mention that the judicious selection of catalyst and oxidant was crucial for

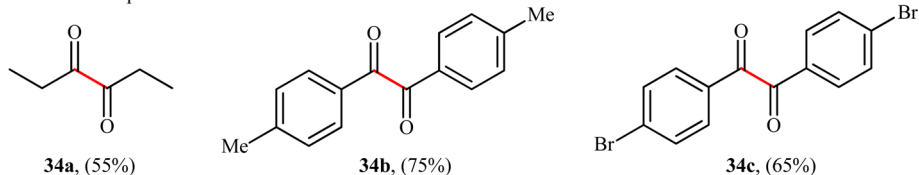


Scheme 15 Proposed mechanism for the reaction in Scheme 14.





Selected examples:

Scheme 16 Li-Xiang's synthesis of 1,2-diketones **34**.<sup>8</sup>

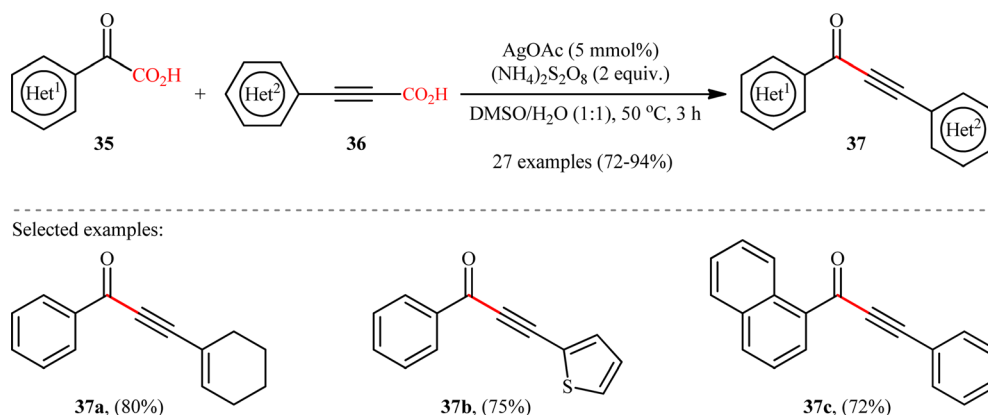
the reaction to proceed successfully, otherwise poor yields or no desired product was obtained at all. Next to 1,2-diketones, anhydrides could be also applied in this decarboxylative coupling reaction. Thus, under the similar conditions and just by adding a few drops of  $\text{H}_2\text{SO}_4$ , an array of symmetrical and unsymmetrical anhydrides underwent decarboxylative coupling to give corresponding 1,2-diketones in synthetically useful yields. Mechanistically, the reaction proceeds along a similar pathway to that described in Scheme 2. To the best of our knowledge, this is the only reported example on the direct synthesis of 1,2-diketones from the corresponding  $\alpha$ -keto acids.

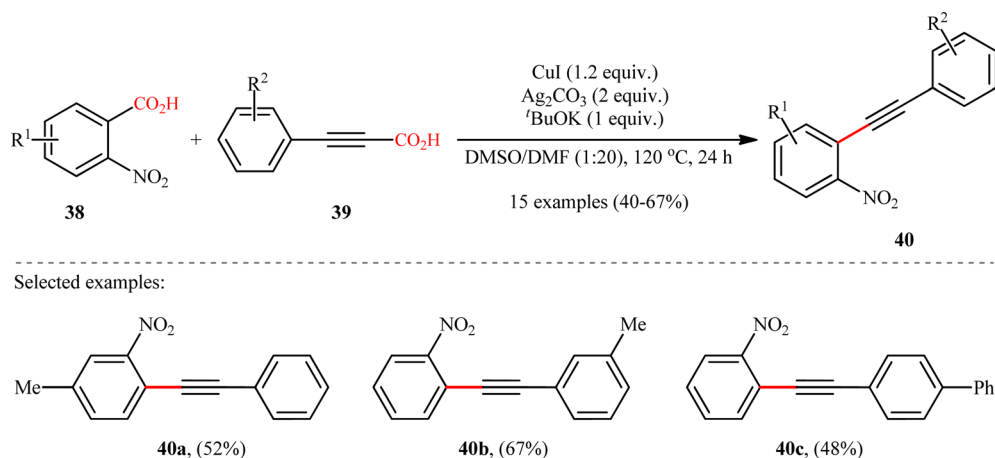
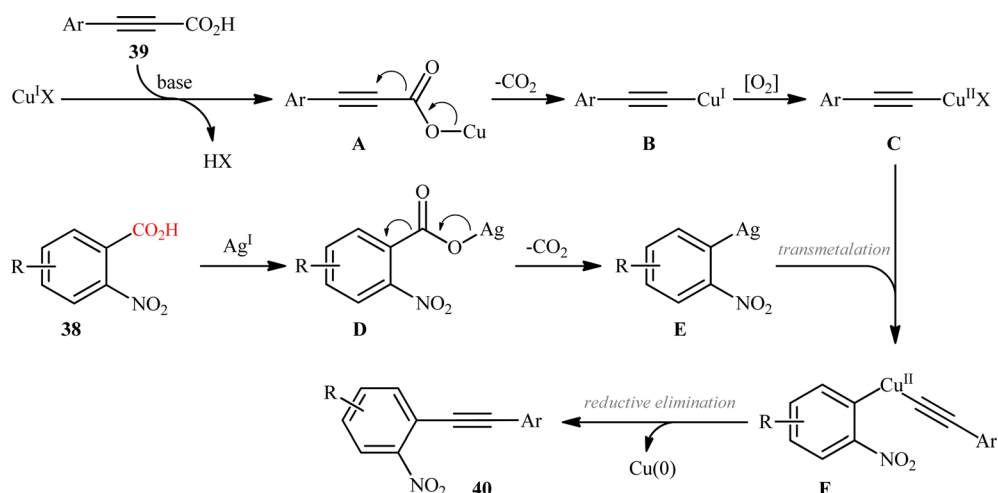
## 6. $\text{C}(\text{sp}^2)\text{--C}(\text{sp})$ bond formation

In 2018, Cheng and co-workers reported an elegant study on the preparation of synthetically and biologically important aryl ynones **37** by the  $\text{Ag}(\text{i})$ -catalyzed double decarboxylative alkylation of (hetero)aromatic  $\alpha$ -keto acids **35** with (hetero)arylpropionic acids **36**.<sup>21</sup> As illustrated in Scheme 17, the reaction proceeded efficiently in aqueous medium ( $\text{DMSO}/\text{H}_2\text{O}$  1:1) under relatively mild conditions and provided the expected ynones **37** in high yields (up to 94%) within 3 h. Concerning the substrate scope, the reaction was almost independent of the steric- and electronic-factors of both partners. Therefore, either electron-donating or electron-withdrawing functionalities on

both reaction components were well tolerated by this protocol. The strategy was compatible with alkenyl propionic acid derivatives, as exemplified by high yielding synthesis of 3-(cyclohexen-1-yl)-1-phenylprop-2-yn-1-one from 2-oxo-2-phenylacetic acid and 3-(cyclohexen-1-yl)propionic acid. However, the protocol was unfruitful with both aliphatic  $\alpha$ -keto acids and alkyl propionic acids. Based on some control experiments, the authors have proposed that this  $\text{C}(\text{sp}^2)\text{--C}(\text{sp})$  bond forming reaction may proceed through a radical addition/decarboxylation sequence. Intriguingly, this methodology was also brilliantly adapted to the synthesis of a panel of nineteen 2-phenyl-4*H*-chromen-4-one derivatives through the decarboxylative annulation reaction between 2-hydroxyphenyl glyoxylic acids and arylpropionic acids.

In the same year, Jana and colleagues reported a conceptually analogous  $\text{C}(\text{sp}^2)\text{--C}(\text{sp})$  bond forming reaction using a silver(i)/copper(i) bimetallic system.<sup>22</sup> Thus, a variety of 1-aryl-2-(2-nitrophenyl)acetylenes **40** were synthesized in moderate yields *via*  $\text{Ag}_2\text{CO}_3/\text{CuI}$ -promoted double decarboxylative cross-coupling between *o*-nitrobenzoic acid derivatives **38** and arylpropynoic acids **39** (Scheme 18). It is worthwhile to note that presence of nitro group at *ortho* position of arene carboxylic acids was crucial for the success of this reaction. Therefore, other benzoic acids such as *p*-nitrobenzoic acid, *o*-methoxybenzoic acid, pentafluorobenzoic acid, and heteroaryl

Scheme 17 Cheng's synthesis of ynones **37**.<sup>21</sup>

Scheme 18 Ag/Cu-promoted decarboxylative alkylation of 2-nitrobenzoic acids **38** with arylpropynoic acids **39**.<sup>22</sup>Scheme 19 Proposed mechanism for the formation of 1-aryl-2-(2-nitrophenyl)acetylenes **40**.

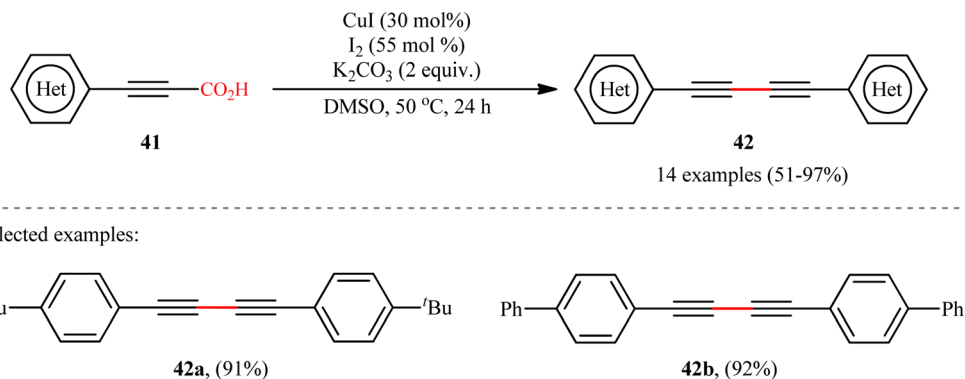
carboxylic acids were proven not to be adaptable substrates for this reaction. Notably, *ortho* nitrobenzoic acids with another electron-deficient substituent (*e.g.*, 2,4-dinitrobenzoic acid) resulted in decarboxylative protonation product only. Besides these general limitations, inactivity of alkylated propiolic acids and formation of significant amounts (40–50%) of 1,4-diarylsubstituted 1,3-diyne by-products through homocoupling of arylpropynoic acids were other disadvantages reported by the authors for their methodology. The proposed mechanism for this decarboxylative alkylation is outlined in Scheme 19. Transmetalation between arylethynylcopper complex C (generated *via* decarboxylation of arylpropynoic acid **39**) and arylsilver complex E (generated *via* the decarboxylation of *o*-nitrobenzoic acid **38**) affords an aryl(arylethynyl)copper complex F, which after reductive elimination delivers the observed product **40**.

## 7. C(sp)–C(sp) bond formation

The idea to synthesis of 1,3-diynes through decarboxylative homocoupling of corresponding propiolic acids was exploited

in 2014 by Lang and co-workers.<sup>23</sup> By employing 3-phenylpropionic acid as the model substrate, quite some catalysts, oxidants, bases, and solvents were screened, choosing eventually the CuI/I<sub>2</sub>/K<sub>2</sub>CO<sub>3</sub> combination as the most suitable catalytic system and DMSO as the optimal solvent. Under the optimized conditions, fourteen (hetero)aryl propiolic acids **41** underwent decarboxylative homocoupling and gave the expected symmetrical 1,4-di(hetero)arylsubstituted 1,3-diynes **42** in moderate to almost quantitative yields (Scheme 20). However, no examples of the coupling of alkyl propiolic acids were given in this study. In order to expand the scope of their methodology, the authors applied their catalytic system to the cross-coupling reaction of a series of aryl propiolic acids with 4-ethynylanisole in order to synthesize of unsymmetric 1,3-diynes. Although in all examples a mixture of three possible products were obtained, the reaction showed good selectivity toward cross-coupling *versus* homocoupling. The results showed that the presence of an electron-donating group on the phenyl ring of aryl propiolic acids enhanced the ratios of the cross-coupling/homocoupling products. The plausible mechanism for this C(sp)–C(sp) bond

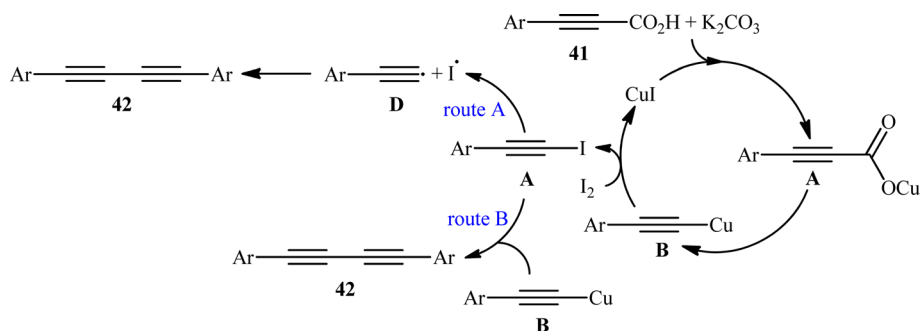
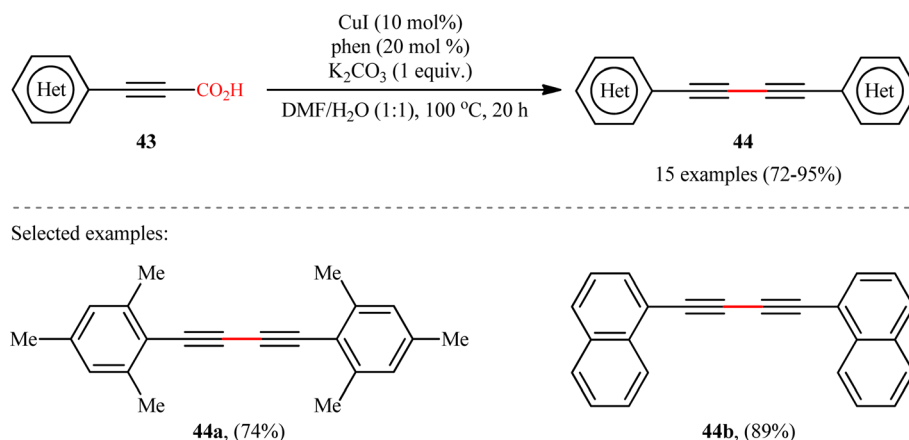


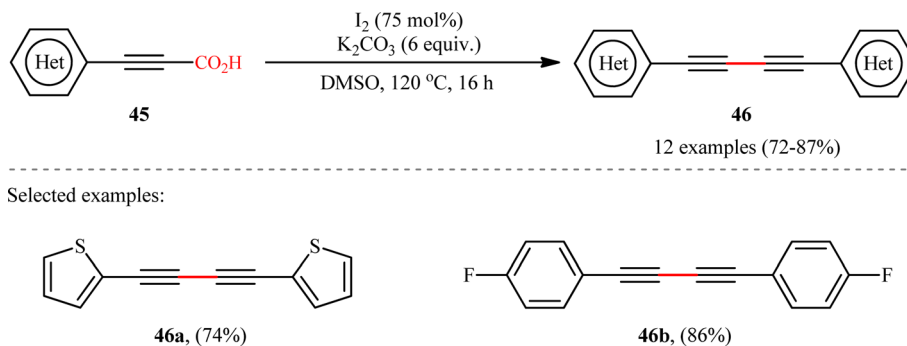
Scheme 20 Cu-catalyzed oxidative decarboxylative homocoupling of aryl propiolic acids **41**, developed by Lang.<sup>23</sup>

forming reaction is shown in Scheme 20 and starts with the formation of the carboxylate intermediate **A** via the reaction of aryl propiolic acid **41** with copper catalyst in the presence of  $\text{K}_2\text{CO}_3$ , which is followed by its decarboxylation to furnish the  $\text{Cu}(\text{I})$ -acetylide intermediate **B**. Subsequently, the oxidative reaction of this intermediate with molecular iodine affords the alkyneiodide intermediate **C** and regenerates  $\text{CuI}$ . Finally, intermediate **C** undergoes decomposition to produce alkyne radical **D**, which after homocoupling forms the observed 1,3-diyne **2** (Scheme 21, path a). In another possibility, the

alkynyl iodide intermediate **C** may react with  $\text{Cu}(\text{I})$ -acetylide intermediate **B** to give the target product **42** (Scheme 21, path b).

In another study, the same research group reported that a lower loading of copper catalyst (10 mol%) could be employed for similar purposes when combined with 1,10-phenanthroline (phen) ligand (Scheme 22), resulting in a protocol that significantly improved yields for sterically hindered substrates when compared to their previous work (74% versus 51% yield for 2,4,6-trimethyl-substituted substrate).<sup>24</sup> Along this line, Ghosh and Chattopadhyay

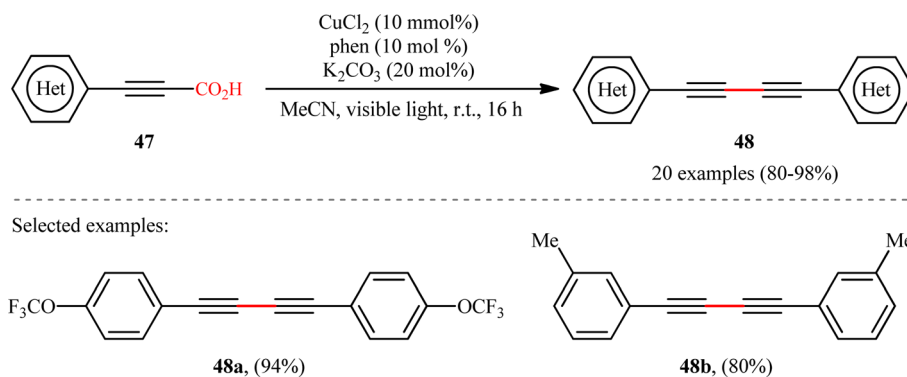
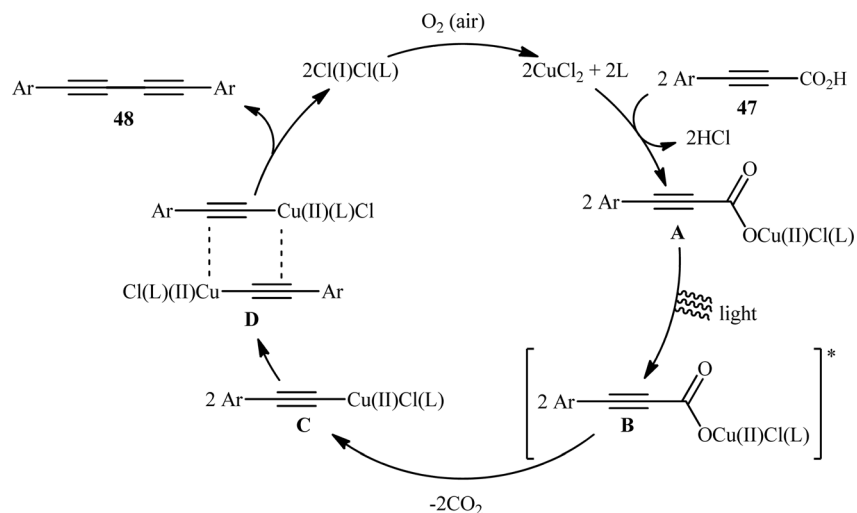
Scheme 21 Mechanism proposed to explain the 1,4-diarylsubstituted 1,3-diyne **42** synthesis.Scheme 22  $\text{CuI}/\text{phen}$ -catalyzed decarboxylative homocoupling of (hetero)aryl propiolic acids **43**.<sup>24</sup>

Scheme 23 Ghosh–Chattopadhyay's synthesis of 1,4-di(hetero)arylsubstituted 1,3-diyne **46**.<sup>25</sup>

described that a similar transformation can be effected with molecular iodine in the presence of  $\text{K}_2\text{CO}_3$ , thus avoiding the use of metal catalysts and ligands.<sup>25</sup> Thus, a panel of 12 (hetero)aryl propiolic acids **45** reacted well under the standard conditions [ $\text{I}_2$  (0.75 equiv.),  $\text{K}_2\text{CO}_3$  (6 equiv.), DMSO, 120 °C, 16 h] to produce the corresponding symmetrical 1,4-di(hetero)arylsubstituted 1,3-diyne **46** in high yields (Scheme 23). After a series of mechanistic investigations, it was confirmed that

this reaction most likely proceeds through a radical pathway with a 1-iodoalkyne intermediate.

With the objective of designing a milder procedure to 1,3-diyne through the oxidative decarboxylative homocoupling of propiolic acids, very recently Pathania and Roy were able to demonstrate that a library of symmetrical 1,4-di(hetero)arylsubstituted 1,3-diyne **48** could be obtained in high to excellent yields (up to 98%) from the respective (hetero)aryl propiolic

Scheme 24 Photoinduced Cu-catalyzed decarboxylative homocoupling of (hetero)aryl propiolic acids **47**.<sup>26</sup>Scheme 25 Plausible mechanism for the formation of 1,4-di(hetero)arylsubstituted 1,3-diyne **48**.

acids **47** using CuCl<sub>2</sub>/phen/K<sub>2</sub>CO<sub>3</sub> combination as a catalytic system under the irradiation of visible light at room temperature (Scheme 24).<sup>26</sup> Notably, the presence of catalyst, ligand or light was crucial for the success of this transformation. The reaction was completely shut down in the absence of any of them. Unfortunately, alkyl-substituted propiolic acids were incompatible in this protocol. It is noteworthy that when the cross-over experiment was performed using 3-phenylpropionic acid and 3-(*p*-tolyl)propionic acid, the mixture of three possible products were obtained in the ratio 1:1:1, indicating that cupric acetylides may have participated in an intermolecular fashion to produce the observed 1,3-diyne products. The plausible mechanism for this homocoupling reaction as proposed by the authors is depicted in Scheme 25.

## 8. Conclusion

As shown in this review, over the last fourteen years (2010–2023), several interesting double decarboxylative homo- and cross-coupling reactions of carboxylic acids were developed that allow the direct and efficient creation of various C–C bonds [*i.e.*, C(sp<sup>3</sup>)–C(sp<sup>3</sup>), C(sp<sup>3</sup>)–C(sp<sup>2</sup>), C(sp<sup>3</sup>)–C(sp), C(sp<sup>2</sup>)–C(sp<sup>2</sup>), C(sp<sup>2</sup>)–C(sp), and C(sp)–C(sp)], without the requirement for any pre-functionalization of the starting materials. The major advantage of this new page of C–C bond formation is the low-cost, non-toxic, shelf-stable, and readily available starting materials along with the generation of non-toxic and easily removable CO<sub>2</sub> as the only waste by-product. Nevertheless, there are still many challenges to be addressed in this methodology. Some of these are listed below: (i) most of the reported examples on this chemistry were performed at elevated temperatures; thus, the exploration and discovery of novel catalytic systems, which can allow these reactions under milder conditions would be highly desirable; (ii) the majority of reactions covered in this review are limited to the use of silver catalysts. Therefore, the exploration of naturally abundant and inexpensive first row transition metal catalysts on this chemistry will be highly desirable from economy and sustainable chemistry point of view; (iii) as illustrated, almost all reported examples on the titled reactions most likely proceeds through a radical pathway. Considering the large number of advantages of electrochemically driven radical transformations, the investigation and development of efficient double decarboxylative couplings under electrochemical conditions is highly desirable; (iv) in general, cross-coupling reactions between two similar types of carboxylic acids (*e.g.*, two benzoic acids) suffer from formation of unwanted homocoupling side products. Therefore, more efforts are expected to develop highly chemoselective protocols towards cross-coupling over homo-coupling reactions; and (v) the reported examples of the formation of some C–C bond types (*e.g.*, sp<sup>3</sup>–sp<sup>3</sup> and sp–sp) are generally limited to homocoupling reactions with no successful report on cross-coupling reactions.

## Conflicts of interest

There are no conflicts to declare.

## References

- Selected reviews: (a) N. Rodríguez and L. J. Goossen, *Chem. Soc. Rev.*, 2011, **40**, 5030–5048; (b) T. Patra and D. Maiti, *Chem.–Eur. J.*, 2017, **23**, 7382–7401; (c) T. Zhang, N. X. Wang and Y. Xing, *J. Org. Chem.*, 2018, **83**, 7559–7565; (d) G. J. Perry and I. Larrosa, *Eur. J. Org. Chem.*, 2017, 3517–3527; (e) N. A. A. Salman, A. H. Adhab, H. Bahir, M. H. Sami and R. sadeghzadeh, *Chem. Rev. Lett.*, 2023, **6**, 139–149; (f) H. Tariq, T. A. Qassem, H. Bashir, F. Behmagham and F. Shahimi, *Chem. Rev. Lett.*, 2023, **6**, 235–244; (g) N. A. A. Salman, A. H. Adhab, H. Bahir, M. H. Sami and R. sadeghzadeh, *Chem. Rev. Lett.*, 2023, **6**, 139–149; (h) E. A. Mahmood, B. Azizi and S. Majedi, *Chem. Rev. Lett.*, 2020, **3**, 2–8; (i) S. Majedi, S. Majedi and F. Behmagham, *Chem. Rev. Lett.*, 2019, **2**, 187–192.
- Selected reviews: (a) A. Hosseinian, P. D. K. Nezhad, S. Ahmadi, Z. Rahmani and A. Monfared, *J. Sulfur Chem.*, 2019, **40**, 88–112; (b) R. Sharma and M. R. Yadav, *Org. Biomol. Chem.*, 2021, **19**, 5476–5500.
- Selected reviews: (a) S. Kotha, K. Lahiri and D. Kashinath, *Tetrahedron*, 2002, **58**, 9633–9695; (b) J. P. Corbet and G. Mignani, *Chem. Rev.*, 2006, **106**, 2651–2710; (c) W. Shi, C. Liu and A. Lei, *Chem. Soc. Rev.*, 2011, **40**, 2761–2776; (d) C. C. Johansson Seechurn, M. O. Kitching, T. J. Colacot and V. Snieckus, *Angew. Chem., Int. Ed. Engl.*, 2012, **51**, 5062–5085; (e) M. R. J. Sarvestani, N. Mert and E. Vessally, *J. Chem. Lett.*, 2020, **1**, 93–102.
- Selected reviews: (a) A. Hosseinian, F. A. H. Nasab, S. Ahmadi, Z. Rahmani and E. Vessally, *RSC Adv.*, 2018, **8**, 26383–26398; (b) S. Arshadi, S. Ebrahimiasl, A. Hosseinian, A. Monfared and E. Vessally, *RSC Adv.*, 2019, **9**, 8964–8976; (c) A. Monfared, S. Ebrahimiasl, M. Babazadeh, S. Arshadi and E. Vessally, *J. Fluorine Chem.*, 2019, **220**, 24–34; (d) J. Li, L. Li and E. Vessally, *J. Chin. Chem. Soc.*, 2021, **68**, 13–26.
- Selected reviews: (a) A. Hosseinian, S. Farshbaf, L. Z. Fekri, M. Nikpassand and E. Vessally, *Top. Curr. Chem.*, 2018, **376**, 1–19; (b) W. Peng, E. Vessally, S. Arshadi, A. Monfared, A. Hosseinian and L. Edjlali, *Top. Curr. Chem.*, 2019, **377**, 1–22; (c) A. Hosseinian, S. Ahmadi, F. A. H. Nasab, R. Mohammadi and E. Vessally, *Top. Curr. Chem.*, 2018, **376**, 1–32; (d) I. Söğütlü, E. A. Mahmood, S. A. Shendy, S. Ebrahimiasl and E. Vessally, *RSC Adv.*, 2021, **11**, 2112–2125; (e) S. K. Saraswat, R. Seemaladinne, H. Zaini, N. Ahmad, N. Ahmad and E. Vessally, *RSC Adv.*, 2023, **13**, 13642–13654.
- (a) Y. Peng, R. Isshiki, K. Muto and J. Yamaguchi, *Chem. Lett.*, 2022, **51**, 749–753; (b) K. Xu, Z. Tan, H. Zhang, J. Liu, S. Zhang and Z. Wang, *Chem. Commun.*, 2017, **53**, 10719–10722; (c) J. K. Li, B. Zhou, Y. C. Tian, C. Jia, X. S. Xue, F. G. Zhang and J. A. Ma, *Org. Lett.*, 2020, **22**, 9585–9590; (d) P. Das, S. Gondo, P. Nagender, H. Uno, E. Tokunaga and N. Shibata, *Chem. Sci.*, 2018, **9**, 3276–3281; (e) R. A. Daley and J. J. Topczewski, *Org. Biomol. Chem.*, 2019, **17**, 1709–1713; (f) T. Maji and J. A. Tunge, *Org. Lett.*, 2015, **17**, 4766–4769.





- 7 J. Choi, J. Lim, F. M. Irudayanathan, H. S. Kim, J. Park, S. B. Yu, Y. Jang, G. C. E. Raja, K. C. Nam, J. Kim and S. Lee, *Asian J. Org. Chem.*, 2016, **5**, 770–777.
- 8 H. X. Zou, Y. Li, Y. Yang, J. H. Li and J. Xiang, *Adv. Synth. Catal.*, 2018, **360**, 1439–1443.
- 9 Y. Wang, H. Zhao, X. Xie, H. Jiang, H. Deng, J. Hao and W. Wan, *Synth. Commun.*, 2019, **49**, 2961–2970.
- 10 W. P. Mai, G. Song, G. C. Sun, L. R. Yang, J. W. Yuan, Y. M. Xiao, P. Mao and L. B. Qu, *RSC Adv.*, 2013, **3**, 19264–19267.
- 11 J. Cornella, H. Lahlali and I. Larrosa, *Chem. Commun.*, 2010, **46**, 8276–8278.
- 12 Z. Fu, Z. Li, Q. Xiong and H. Cai, *RSC Adv.*, 2015, **5**, 52101–52104.
- 13 K. Xie, S. Wang, Z. Yang, J. Liu, A. Wang, X. Li, Z. Tan, C. C. Guo and W. Deng, *Eur. J. Org. Chem.*, 2011, 5787–5790.
- 14 Á. L. Mudarra, S. M. de Salinas and M. H. Pérez-Temprano, *Org. Biomol. Chem.*, 2019, **17**, 1655–1667.
- 15 P. Hu, Y. Shang and W. Su, *Angew. Chem., Int. Ed. Engl.*, 2012, **51**, 5945–5949.
- 16 N. Rameau, S. Cadot, A. Paquet, C. Pinel and L. Djakovitch, *Top. Catal.*, 2014, **57**, 1430–1437.
- 17 F. Pu, L. Y. Zhang, Z. W. Liu and Y. Y. Shi, *Adv. Synth. Catal.*, 2018, **360**, 2644–2649.
- 18 N. Zhang, D. Yang, W. Wei, L. Yuan, F. Nie, L. Tian and H. Wang, *J. Org. Chem.*, 2015, **80**, 3258–3263.
- 19 Q. Jiang, J. Jia, B. Xu, A. Zhao and C. C. Guo, *J. Org. Chem.*, 2015, **80**, 3586–3596.
- 20 S. Mondal, S. P. Midya, S. Mondal, S. Das and P. Ghosh, *Chem.–Eur. J.*, 2023, e202303337.
- 21 M. Meng, G. Wang, L. Yang, K. Cheng and C. Qi, *Adv. Synth. Catal.*, 2018, **360**, 1218–1231.
- 22 A. Hossian, K. Manna, P. Das and R. Jana, *ChemistrySelect*, 2018, **3**, 4315–4318.
- 23 D. X. Liu, F. L. Li, H. X. Li, J. Gao and J. P. Lang, *Tetrahedron*, 2014, **70**, 2416–2421.
- 24 D. X. Liu, F. L. Li, H. X. Li, W. J. Gong, J. Gao and J. P. Lang, *Eur. J. Org. Chem.*, 2014, 4817–4822.
- 25 S. Ghosh and S. K. Chattopadhyay, *Tetrahedron Lett.*, 2022, **102**, 153908.
- 26 V. Pathania and S. R. Roy, *Asian J. Org. Chem.*, 2023, **12**, e202300300.

