

REVIEW

View Article Online

View Journal | View Issue

Cite this: *Org. Chem. Front.*, 2020, 7, 2349

Radical reactions promoted by trivalent tertiary phosphines

Dingwu Pan, Guihua Nie, Shichun Jiang, Tingting Li and Zhichao Jin *

Tertiary phosphines have been extensively developed as effective organic catalysts/reagents to promote various modern organic transformations in both racemic and enantioselective fashions. However, their applications in radical generation and reactions remain relatively less explored. Phosphine-centered radical species, generated from various tertiary phosphines via phosphine-oxidant charge transfer processes, photoredox catalysis and electrochemical oxidations, can give rise to many unprecedented activation modes and reactions. Single-electron-transfer (SET) reactions associated with tertiary phosphines in particular have recently gained popularity, affording novel and promising synthetic approaches to challenging molecular structures from readily available starting materials upon simple operation. Summarized herein are the historical background and recent breakthroughs in this dynamic field of phosphine-mediated radical organic reactions.

Received 20th April 2020,
Accepted 20th June 2020

DOI: 10.1039/d0qo00473a

rsc.li/frontiers-organic


1. Introduction

Phosphine organocatalysis has seen prosperous growth in the past 20 years.¹ The use of tertiary phosphines as promoters for organic reactions could date back to 1963, when Rauhut and Currier described their pioneering work of the dimerization of electron-deficient alkenes in their patent.² To date, countless efficient methods have been established with tertiary phosphines

being used as the reaction catalysts for chemo-, regio- and stereoselective transformations. However, most of the well-developed methodologies are limited to electron-pair-transfer reactions. The development of the single-electron-transfer (SET) variants is relatively rare (Fig. 1). Numerous elegant reviews focusing on phosphine organocatalysis have been well-documented,¹ but a systematic review concentrating on tertiary phosphine-associated radical reactions has not been presented.³

The discovery of radical ions derived from trivalent amines has proven to be a milestone in organic synthesis.⁴ The applications of such radical species have attracted considerable interest with numerous efficient synthetic methods established

Laboratory Breeding Base of Green Pesticide and Agricultural Bioengineering, Key Laboratory of Green Pesticide and Agricultural Bioengineering Ministry of Education, Guizhou University, Huaxi District, Guiyang 550025, China.
E-mail: zcjin@gzu.edu.cn



Dingwu Pan

Dingwu Pan received his BS and MSc degrees from Guizhou University in 2012 and 2016, respectively. He is now pursuing his PhD degree under the guidance of Prof. Yonggui Robin Chi and Prof. Zhichao Jin at Guizhou University.



Guihua Nie

Guihua Nie received her BS degree from Central South University of Forestry and Technology in 2018. She then entered Guizhou University in 2018 to pursue her PhD degree under the guidance of Prof. Yonggui Robin Chi and Prof. Zhichao Jin.

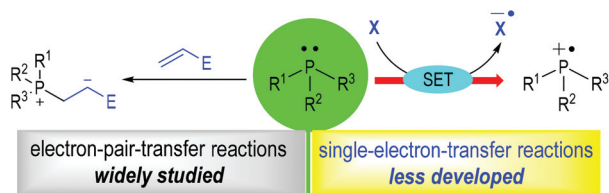


Fig. 1 Phosphine-catalyzed electron-pair-transfer reactions and SET reactions.

in the past 20 years.⁵ In contrast, the applications of trivalent tertiary phosphine-derived radical species in organic synthesis are relatively less developed, although they have been established for more than half a century.⁶ Given the rapid development in radical chemistry and phosphine organocatalysis in recent years, it has become more and more attractive to develop novel synthetic methods using phosphine-derived radical intermediates. The concept of a tertiary phosphonium radical ion as a reaction intermediate has also proven to be significant in modern organic synthesis.

Therefore, we would like to provide an overview on the radical reactions promoted by trivalent tertiary phosphine molecules. The postulated reaction mechanisms involved in these SET processes will also be discussed in detail. This review article will be organized into four sections: (i) radical reactions of tertiary phosphines with oxidative reagents, (ii) radical reactions of tertiary phosphines in irradiative reactions, (iii) radical reactions of tertiary phosphines in electrochemical reactions, and (iv) the summary and outlook in tertiary phosphine-associated radical reactions. Although several excellent examples might inevitably be missed out in this review, the aim is to provide a systematic summarization of the tertiary phosphine-associated radical transformations and reaction mechanisms. Radical reactions promoted by phosphorus molecules other than trivalent tertiary phosphines will be excluded in this review, since they have already been summarized in the corresponding review articles.³ We hope this review will provide researchers with a scientific auxiliary tool in phosphine/radical chemistry, inspiring more strategic synthetic

applications, and stimulating future mechanistic research within this dynamic and exciting field.

2. Radical reactions of tertiary phosphines with oxidative reagents

2.1. Phosphine-associated radical reactions with quinone oxidants

The generation of radical ion species from tertiary phosphines was first evidenced by Ramirez and co-workers in 1956.⁶ The authors observed two different types of interactions between triphenylphosphine and *p*-quinones (Fig. 2). Simple *p*-quinone **1** reacted with triphenylphosphine **2** through a conjugate addition to form intermediate **3**, which finally afforded the zwitterion **4** through a proton transfer process (Fig. 2a). The sterically hindered *p*-quinone **5**, however, reacted with **2** at the oxygen atoms and constructed O–P bonds to give the ion pair **I** consisting of the anion **6** and cation **8** as the final product (Fig. 2b). This reaction was supposed to go through SET processes. The triphenylphosphine **2** was oxidized by *p*-chloranil **5** through two steps of SET reactions which gave the dianion **6** and the radical cation **7** (Fig. 2b, eqn (1)). The radical cation **7** then reacted with another molecule of **5** through SET processes to afford the dication **8** (Fig. 2b, eqn (2)).

Although supportive demonstration for the formation of the radical cation **7** could be observed from paramagnetic resonance absorption measurements, there was no direct experimental evidence for the existence of such a species. In their following work the authors further studied the reaction mechanism by means of electron spin resonance (ESR) and UV absorption spectroscopy.⁷ A charge transfer complex **9** was expected to be formed (Fig. 3, eqn (1)) which rapidly underwent oxidations by chloranil **5** to give a chloranil semiquinone radical anion **10** together with a phenoxyradical phosphonium cation **11** (Fig. 3, eqn (2)).

Bartlett and co-workers also observed unusual catalytic activities of triphenylphosphine in the reactions with mercaptans, where the phosphonium radical cation **7** had been



Shichun Jiang

Shichun Jiang received her BS degree from Anshan Normal University in 2017. She then entered Guizhou University in 2017 to pursue her PhD degree under the guidance of Prof. Yonggui Robin Chi and Prof. Zhichao Jin.



Tingting Li

Tingting Li received his BS degree from Qingdao Agricultural University in 2014 and MSc degree from Anhui Normal University in 2017. He then entered Guizhou University in 2017 to pursue his PhD degree under the guidance of Prof. Yonggui Robin Chi and Prof. Zhichao Jin.

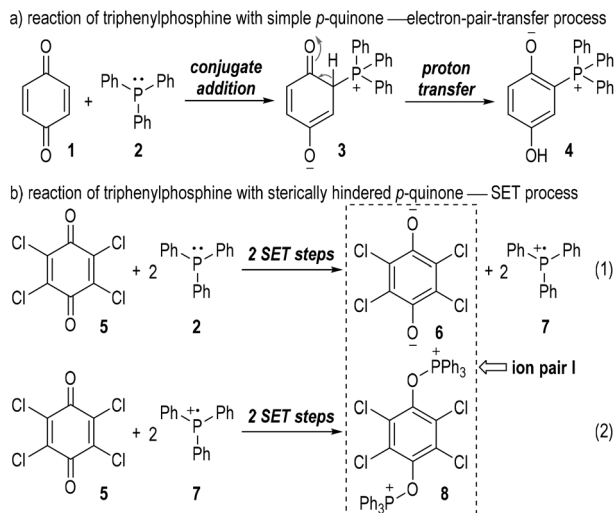


Fig. 2 The first evidence of the radical ion species generated from tertiary phosphines.

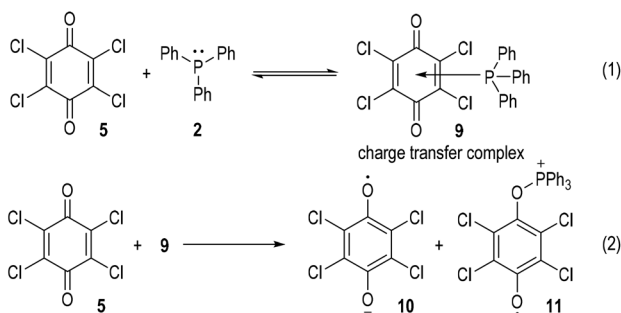


Fig. 3 Another possible reaction pathway for the SET reaction between triphenylphosphine 2 and chloranil 5.



Zhichao Jin

Prof. Zhichao Jin received his MSc degree from East China University of Science and Technology in 2011 under the guidance of Prof. Jinxing Ye, and PhD degree in chemistry from Nanyang Technological University in 2015 under the guidance of Prof. Yonggui Robin Chi. After postdoctoral training with Prof. Yixin Lu at National University of Singapore, he started his independent academic career at Guizhou

University in 2017. His current research interests include the development of novel catalytic activation modes and functional molecules for applications in pesticides.

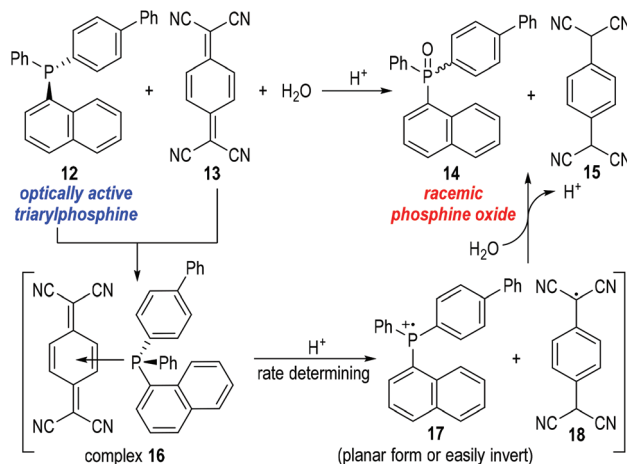


Fig. 4 Oxidation of the chiral triarylphosphine 12 by TCNQ 13.

suggested as the reaction intermediate.⁸ But there had, again, been no definitive proof to support the generation of such phosphinium radical cations until in 1969 when Powell and Hall reported their observations on the racemization of an optically active triarylphosphine 12⁹ under the oxidation reaction of 7,7,8,8-tetracyanoquinodimethane (TCNQ) 13 (Fig. 4).¹⁰

Powell and Hall used optically active 4-biphenyl- α -naphthylphenylphosphine 12 to react with the oxidative TCNQ 13 in the presence of water and a catalytic amount of HCl. Racemic phosphine oxide 14 and TCNQH₂ 15 were afforded in almost quantitative yields. In a control experiment, optically active phosphine oxide (the chiral form of 14) could be obtained through oxidation of 12 with H₂O₂ in acetic acid and the afforded enantiomerically enriched product did not racemize in the presence of HCl or 15. The results of the control experiment indicated that the phosphine oxide 14 was racemized upon its formation from the reaction between 12 and 13. Therefore, a planar or easily inverted phosphinium radical cation 17 was postulated as the key intermediate for this oxidative process. Kinetic studies on this oxidation reaction suggested that complex 16 was quickly formed from 12 and 13, and underwent a rate-determining fragmentation with acids to give the radical cation 17 and the neutral radical 18. The radical species 17 and 18 then reacted with H₂O to give the final product 14 and 15 and released one equiv. of proton for additional catalytic cycles. The radical cation 17 was believed to bear a planar structure or a low inversion energy barrier and thus gave the phosphine oxide product 14 in racemic forms.

2.2. Phosphine-associated radical reactions with iodine-containing oxidants

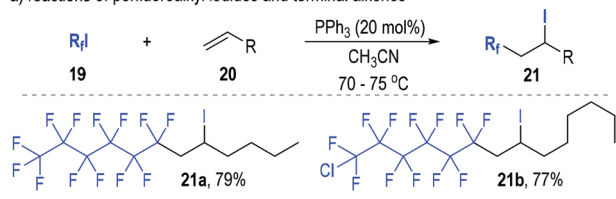
Perfluoroalkyl iodides can react with trivalent phosphines through SET processes and generate phosphinium radical cations together with free perfluoroalkyl carbon radicals. Various radical chain reactions can therefore be initiated through this protocol.

In 1990, Huang and Zhang reported the first organophosphine-initiated radical addition reaction of perfluoroalkyl iodides **19** with alkenes **20** (Fig. 5).¹¹ Both carbons of the C=C double bond of the alkenes **20** were functionalized by the perfluoroalkyl iodides **19** and the adducts **21** were afforded in good to excellent yields (Fig. 5a).

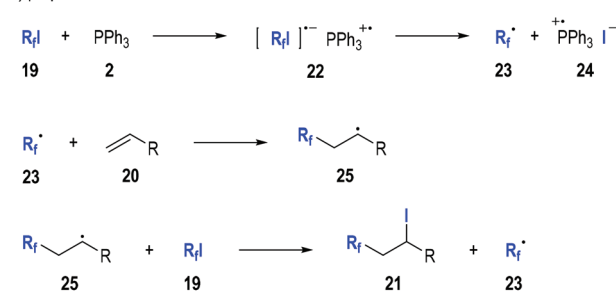
The reaction was believed to go through radical addition pathways (Fig. 5b). Perfluoroalkyl iodides **19** first reacted with triphenyl phosphine **2** to give a radical ion complex **22**, which would quickly crack to the free carbon radical **23** and the phosphonium radical ion pair **24**. The free radical **23** could add to alkene **20** and gave the radical adduct **25**, which then reacted with another perfluoroalkyl iodide **19** to afford the final product **21** and release the free radical **23** for additional radical chain propagation processes.

The generation and participation of the radical intermediates in this reaction was supported by the cyclization reaction of perfluoroalkyl iodides **19** with diallyl ether **26** (Fig. 5c). The

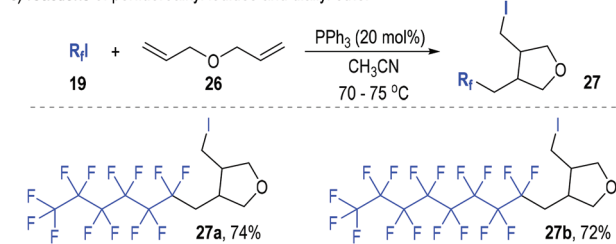
a) reactions of perfluoroalkyl iodides and terminal alkenes



b) proposed reaction mechanism



c) reactions of perfluoroalkyl iodides and diallyl ether



d) reactions of perfluoroalkyl iodides and α -pinene

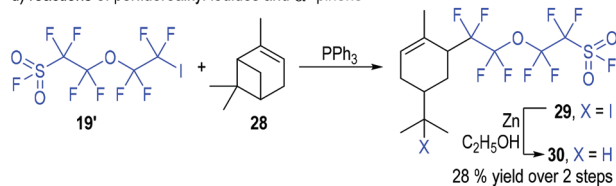


Fig. 5 Phosphine initiated radical addition reaction of perfluoroiodides and alkenes.

free radical intermediate **25** would preferentially react with an intramolecular C=C double bond when the R group contained an alkene moiety (e.g., **26**). Hence, the tetrahydrofuran derivatives **27** were obtained as the final products from the radical addition reactions between the perfluoroalkyl iodides **19** and the diallyl ether **26**.

Interestingly, pinenes were also effective substrates for this radical addition reaction (Fig. 5d). For example, α -pinene **28** reacted with the perfluoroalkyl iodide **19'** in the presence of a catalytic amount of triphenylphosphine and created the rearrangement product **29** via a radical-associated ring opening process. The iodide **29** was further reduced to **30** in a 28% overall yield after purification.

Moreno-Mañas and co-workers further studied this reaction in 2002.¹² They monitored the reaction process with ³¹P NMR and found that triphenylphosphine had been the only significant phosphorus compound detectable at the beginning of the reaction. The signal for triphenylphosphine oxide appeared slowly during the reaction with no other phosphorus species observed. This indicated that the SET process from triphenylphosphine **2** to perfluoroalkyl iodides **19** was a rate determining step in this radical chain reaction.

It is worth noting that neither the work reported by Huang and Zhang nor the one by Moreno-Mañas and co-workers had commented on the potential roles of light in the phosphine-promoted alkene iodo perfluoroalkylation reactions.

In 2019, Czekelius and co-workers reported their discovery on the key roles of light in this transformation (Fig. 6).¹³ They have repeated some of the previously reported protocols¹² for alkene perfluoroalkylations in the dark and found no conversions could be detected after 48 h. This is strong evidence supporting that the phosphine-associated perfluoroalkylation of alkenes is indeed a photo-induced radical reaction. The authors had systematically studied the reaction conditions for this alkene perfluoroalkylation reaction and found that the *tert*-butylphosphine could efficiently promote this transformation under irradiation by a blue LED (461 nm). An electron donor-acceptor (EDA) complex was likely formed from the perfluoroalkyl iodide and the trivalent phosphine. The EDA complex could be activated by blue light and fragment into the perfluoroalkyl radical **23**. The radical **23** could react with the

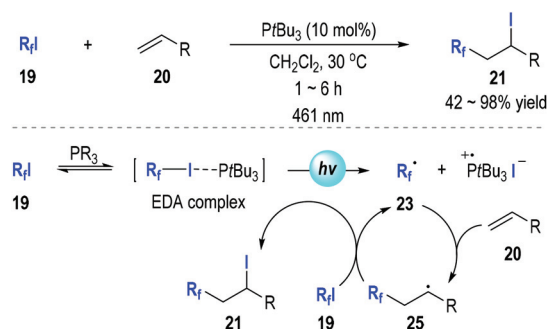


Fig. 6 The key role of light in trivalent phosphine associated alkene perfluoroalkylation.

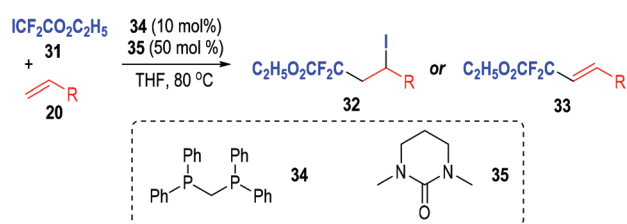
alkene **20** through a radical addition process and gave the radical adduct **25**, which could react with another iodide **19** to afford the final product **21** and regenerate the perfluoroalkyl radical **23** for additional radical propagation reactions.

In addition, Zhao, He and co-workers further developed this chemistry and used the iododifluoroacetate **31** as the alkylation reagent in the phosphine-initiated difluoroalkylation reaction of alkenes (Fig. 7).¹⁴ In their report, they observed optical absorption by the reactants between 350 nm and 370 nm, which indicated that visible light might play unclarified roles in this transformation. Bis(diphenylphosphino) methane **34** was used as the radical chain initiator and 1,3-dimethyl-3,4,5,6-tetrahydro-2(1*H*)-pyrimidinone **35** was used as an additive. The additive **35** could reduce the level of formation of the main by-product $\text{HCF}_2\text{CO}_2\text{C}_2\text{H}_5$ and thus enhance the yields of the target products. Two types of reaction products were obtained in this transformation. Alkyl substituted terminal alkenes gave the 1,2-addition products **32** in good to excellent yields with a broad range of substitution groups being tolerated. Substituted styrenes and internal aryl alkenes led to the Heck-type products **33** in moderate to excel-

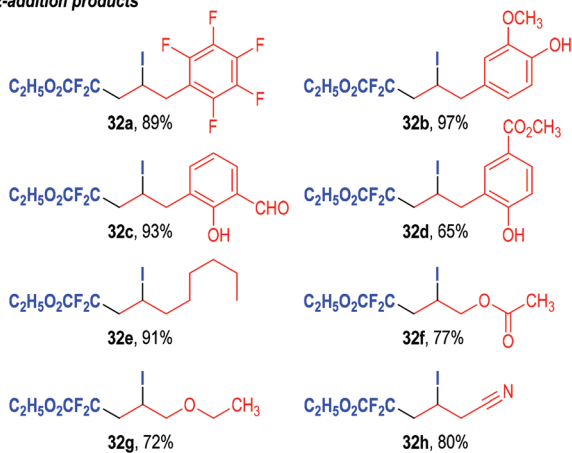
lent yields. The authors also studied the reaction mechanism through control experiments and provided substantial evidence for the involvement of radical intermediates in such transformations. The 1,2-addition products **32** were supposed to be afforded through a similar radical addition reaction pathway as depicted in Fig. 5b. However, when the R group of the radical intermediate **25** was a phenyl group (**36**, generated from styrene), it would be more stable than the alkyl radical species, thus giving a cation **37** via a SET process. Deprotonation of the cation intermediate **37** finally led to the Heck-type product **33** in generally moderate to good yields.

The deoxygenation of alcohols (**38**) has always been a valuable strategy in organic synthesis.¹⁵ Koreeda and Zhang have proved that such important transformations could be efficiently achieved through a trivalent phosphine-associated radical reaction process (Fig. 8).¹⁶ The phosphite derivative **39** bearing an iodobenzene unit was used as the key reaction promoter in this strategy. Alcohol **38** was readily converted to the phosphite **40** by **39** under classical conditions. The iodophenyl-containing phosphite **40** could fragment homolytically into the radical intermediate **41** under standard radical initiation conditions. An intramolecular radical addition process led to the formation of the phosphoranyl radical **42**, which could undergo a β -scission process to give the phosphinate **43** and the free carbon radical **44**. The carbon radical could take away a hydrogen atom from the reducing reagent to afford the deoxygenated product **45** (Fig. 8a). Of note, a number of biologically interesting molecules containing hydroxyl groups¹⁷ could be effectively deoxygenated through this protocol (Fig. 8b).

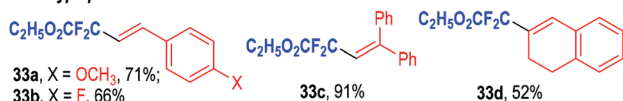
This phosphite-associated radical deoxygenation strategy was further developed by Miller and Jordan in 2012.¹⁸ They adapted this method to a catalytic phosphoramidite transfer process that they had previously developed (Fig. 9). Phosphoramidite **46** was used as the trivalent phosphite precursor and phenyltetrazole **47** was used as the reaction catalyst. The iodophenyl-containing phosphite **40** was efficiently



1,2-addition products



Heck-type products



formation of the Heck-type products

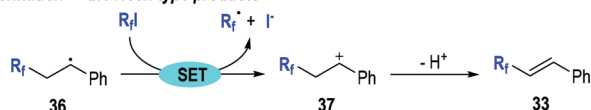
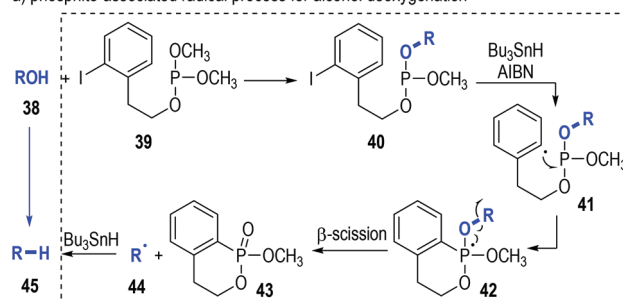


Fig. 7 Phosphine-promoted difluoroalkylation of alkenes.

a) phosphite-associated radical process for alcohol deoxygenation



b) examples of the alcohol substrates

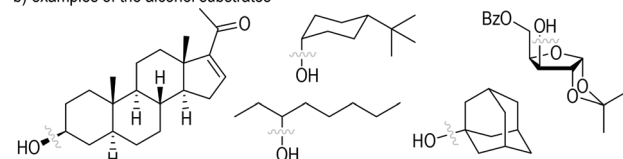


Fig. 8 Phosphite-associated deoxygenation of alcohols.

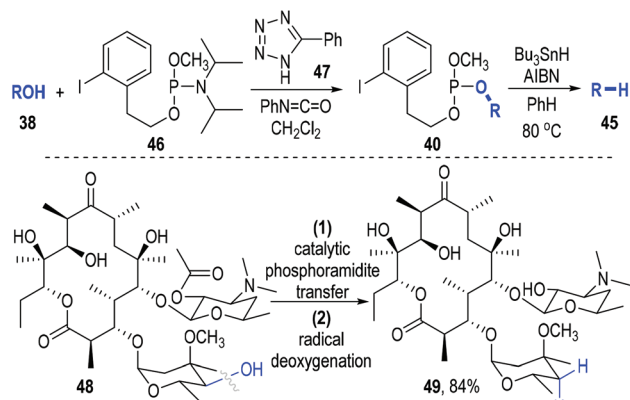


Fig. 9 Combination of catalytic phosphoramidite transfer with radical deoxygenation of alcohols.

afforded from **38** and **46** under the catalysis of **47**. The released amine by-product could be scavenged by the phenyl isocyanate that had been added into the reaction system. Then the afforded crude phosphite intermediate (**40**) was directly subjected to a standard radical reaction condition without purification and gave the desired deoxygenated product **45** in good yields with retention of the optical purities. Highly oxygenated molecules such as **48** worked smoothly in this transformation, with the deoxygenated product **49** being secured in 84% yield.

In 2015, Liu, Tan and co-workers reported a phosphine-catalyzed radical reaction in the one-pot synthesis of bistrifluoromethylated enamindes (Fig. 10).¹⁹ Both the amide β -C-H and the alkene group of the *N*-(1-(2-allylphenyl)ethyl) benzamide **50** were functionalized by Togni's reagent **51** under the catalysis of the phosphine **52**. The bistrifluoromethylated product **53** was afforded through multiple SET processes.

The trivalent phosphine **52** first reacted with the oxidative Togni's reagent **51** through SET processes and gave the free trifluoromethyl radical **54** and the phosphinium radical cation **55**. The carbon radical **54** next added onto the alkene unit of the substrate **50** and afforded the radical adduct **56**. An intramolecular 1,5-hydrogen atom transfer (1,5-HAT) process in **56** led to the new radical intermediate **57**, which then reacted with another Togni's reagent **51** through a SET/deprotonation process, generating the radical intermediate **58**. One electron could be transferred from **58** to the phosphinium radical cation **55**, and the product **53** was finally afforded *via* a further deprotonation step; meanwhile, the trivalent phosphine **52** was regenerated for subsequent catalytic cycles (Fig. 10a).

Various substituents and substitution patterns were well tolerated in this protocol and the corresponding products could be obtained in moderate to excellent yields and stereoselectivities (Fig. 10b).

The authors also successfully combined this transformation with an iodane-associated oxidative enamide cyclization reaction in one-pot. The bioactive molecule **59** bearing a 5-(trifluoromethyl)oxazole fragment was achieved in a good yield through this protocol (Fig. 10c).

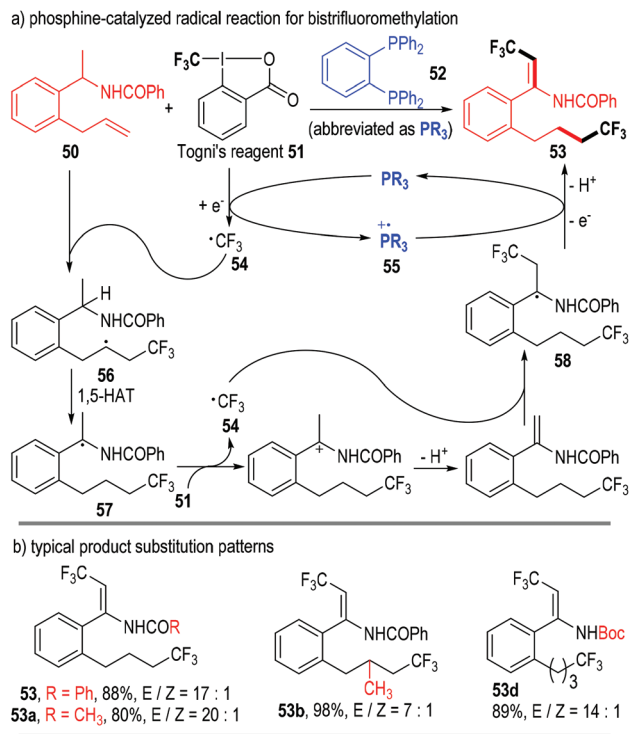


Fig. 10 Phosphine-catalyzed bistrifluoromethylation of allylphenyl amide.

2.3. Phosphine-associated radical reactions with electron-deficient nitrogen-containing oxidants

Aryldiazonium salts are also suitable oxidative reactants that can accept one electron from trivalent phosphine molecules. Yasui and co-workers reported in 1991 that the 4-nitrophenyldiazonium salt **60** could react with triphenylphosphine **2** in alcoholic solvents **61** and give nitrobenzene **62**, triphenylphosphine oxide **63** and ketones **64** as the final products (Fig. 11a).²⁰ A radical chain reaction mechanism was proposed for the generation of all the above products. Mechanism-wise, the 4-nitroarene **60** first reacted with triphenylphosphine **2** through a SET process and gave the radical intermediates **65** and **7**. The aryl radical **65** could then react with the alcoholic solvent molecule **61** through a hydrogen-atom-transfer (HAT) process to afford the arene product **62** and the radical **66**. A reaction between the radical intermediate **66** and another diazonium salt **60** gave the ketone product **64**, with the aryl radical **65** being regenerated for further chain propagation reactions. In fact, the phosphinium radical cation intermediate **7** could also react with the alcohol **61** and give the deprotonated radical adduct **67**, which would be quickly decomposed to give the phosphine oxide **63** and a carbon radical **68**.

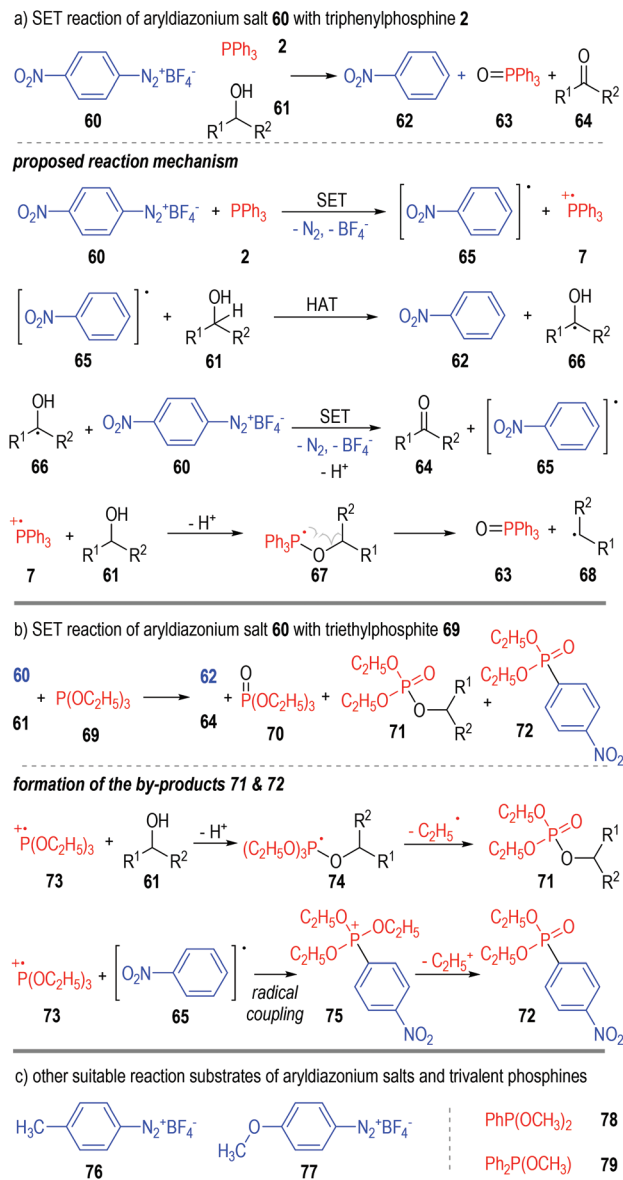


Fig. 11 SET reactions of aryldiazonium salts with trivalent phosphines.

The triphenylphosphine **2** used in this reaction can also be replaced with the triethylphosphite **69** (Fig. 11b). The formation of additional by-products **71** and **72** was observed in this case, which further supported the SET reaction mechanism as proposed. The transesterified phosphate **71** was supposed to be formed through fragmentation of the deprotonated radical adduct **74**. The radical coupling reaction between **73** and **65** gave the phosphonium intermediate **75**, which then released one equiv. of the ethyl carbocation and afforded **72** as the stable product.

Switching the electron-withdrawing 4-NO₂ group on the nitrophenyldiazonium salt **60** into electron-donating groups (e.g., 4-CH₃, **76** & 4-OCH₃, **77**) was found to have little effect on the target product yields (Fig. 11c, left part).²¹

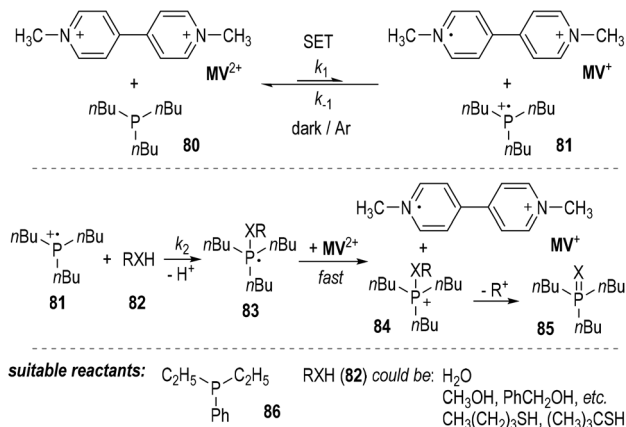


Fig. 12 One electron reduction of MV²⁺ by trivalent phosphines.

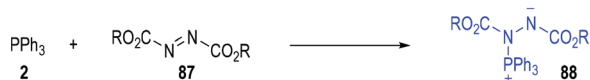
Similarly, several trivalent phosphines such as dimethyl phenylphosphonite **78** and methyl diphenylphosphinite **79** were also suitable single-electron donors for this radical chain reaction (Fig. 11c, right part).²²

The authors also found that 1,1'-dimethyl-4,4'-bipyridinium dication (methylviologen, abbreviated as MV²⁺) could be used as a suitable one-electron acceptor for the SET reactions employing trivalent phosphorus compounds (Fig. 12).²³ MV²⁺ was readily reduced by tributylphosphine **80** in the presence of water, alcohols or thiols. The one-electron-reduced form MV⁺ was gradually accumulated without the formation of the two-electron-reduced product of MV⁰. The generation of the MV⁺ from MV²⁺ was believed to result from a SET process between tributylphosphine **80** and MV²⁺ (Fig. 12, top). The afforded phosphonium radical cation **81** then reacted with the nucleophilic compound **82** and gave a phosphoranyl radical **83**, which could be quickly oxidized by MV²⁺ to become a phosphonium ion **84** and another one-electron-reduced product of MV⁺. Elimination of an alkyl carbocation (R⁺) from **84** led to the formation of the oxidized product **85** (Fig. 11, middle). Diethylphenylphosphine **86** could also be used instead of the tributylphosphine **80** as the reducing reagent in this reaction. Water and various alcohols and thiols could be used as the oxidative quenching reagents (Fig. 12, bottom).

Kinetic studies revealed that the reaction was not a simple first-order reaction.²⁴ The reaction rate of the backward SET process from MV⁺ and **81** (*k*₋₁) is comparable with that of the ionic reaction between **81** and **82** (*k*₂). Since the oxidation potential of the phosphoranyl radical **83** was estimated to be much lower than that of MV²⁺, the SET oxidation of **83** by MV²⁺ was believed to be very fast and irreversible. When benzyl alcohol was used as the oxidative quenching reagent **82** (RXH), benzyl ether was detected as a by-product. This observation further supported the radical reaction mechanism, since benzyl ether would be generated during the decomposition process of the phosphonium ion **84** to the oxidized product **85**.

Disubstituted azo molecules are significant nitrogen-containing oxidants in organic synthesis. They are widely

a) the first step of a Mitsunobu reaction — generation of a betaine



b) re-established reaction mechanism for the first step of a Mitsunobu reaction

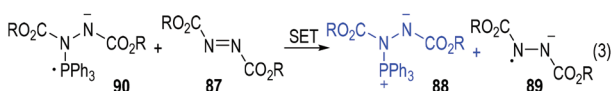
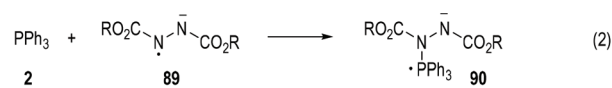
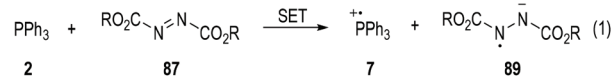


Fig. 13 Re-investigation of the mechanism of Mitsunobu reaction.

employed in the Mitsunobu reaction²⁵ to convert the hydroxyl group existing in an organic compound into other nucleophilic groups. It is widely accepted that the first step of a Mitsunobu reaction involves the formation of a betaine (**88**) through a Michael-type nucleophilic addition of triphenylphosphine (**2**) to the dialkyl azodicarboxylate (**87**) (Fig. 13a).²⁶ However, the yellow to deep red coloured solution generated from mixing the triphenylphosphine and dialkyl azodicarboxylates prompted scientists to re-evaluate the reaction mechanism of the beginning step.²⁷

Mitsunobu has first noted the colour changes in these reactions and suggested that radical species might be generated during these processes.²⁸ Jenkins and co-workers further studied the reaction mixtures with electron paramagnetic resonance (EPR) spectroscopy in 1995 and observed the formation of radicals in these processes.²⁹ With this in mind, Jenkins and co-workers claimed that it was also possible to form the betaine intermediate **88** via a radical chain mechanism (Fig. 13b).

Triphenylphosphine **2** could first react with the azodicarboxylate **87** through a SET process to give the radical cation **7** and the radical anion **89** to initiate the radical chain processes (Fig. 13b, eqn (1)).

When triphenylphosphine **2** was present in an excess amount in the reaction mixture, the radical anion **89** would react with another molecule of **2** and afforded the new radical anion **90** (eqn (2)). The azodicarboxylate **87** could then receive one electron from **90** to form the target betaine **88**, with the

radical anion **89** regenerated (eqn (3)) for more chain propagation reactions (eqn. (2) and (3)).

In the case that the azodicarboxylate **87** was present in an excess amount, the radical cation **7** generated from eqn (1) would react with **87** to give the new radical cation **91**, which then took one electron from **2** to afford the betaine **88** with the phosphonium radical cation **7** regenerated as radical chain carriers (eqn (4) and (5)).

The radical chain would be finally closed when both the radical cation **7** and the radical anion **89** existed in large amounts in the reaction mixture, since they would collide into the betaine **88** through radical coupling reactions (eqn (6)).

As a technical note, the formation of the radical cation **91** was detected by EPR analysis during the reactions (eqn (4)). None of the other radical species was clearly observed in this study, probably because of the very short lifetime of these highly reactive transient structures.

Schmidt and Lardy developed a novel method for the anti-Markovnikov alkene hydroamination through a trivalent phosphite-associated radical addition reaction (Fig. 14).³⁰ *N*-Hydroxyphthalimide **92** was used as the amination reagent to react with alkene **93** under the catalysis of phosphite **69** and gave the hydroaminated product **94** with moderate to excellent isolated yields. The polar addition product **94'** was observed as the main side-product at high reaction temperatures.

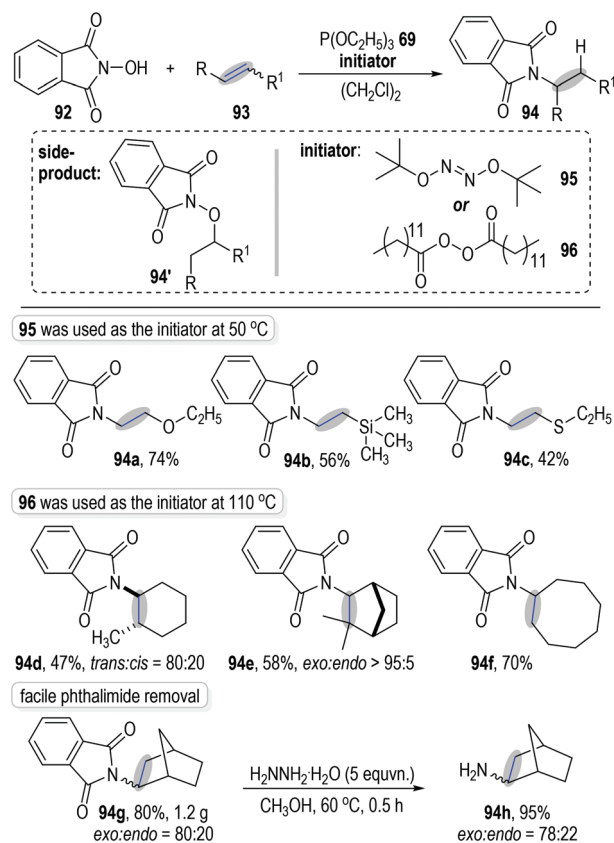


Fig. 14 Hydroamination of unactivated alkenes.

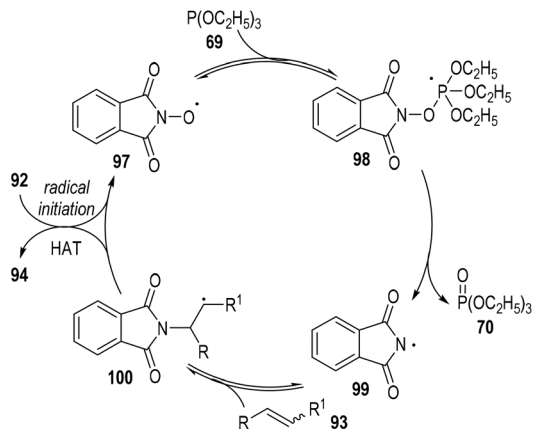


Fig. 15 Proposed reaction mechanism for the hydroamination of unactivated alkenes.

Therefore, *tert*-butyl hyponitrite **95**, which displayed a lower fragmentation temperature, was applied as the initiator for this radical chain reaction. Excellent anti-Markovnikov regioselectivities were observed when using electron-rich alkenes as the reaction substrates (e.g., Fig. 14, **94a** to **94c**). However, when electron-unbiased alkenes were used as reaction substrates, dilauroyl peroxide **96** was needed as the radical initiator at a higher temperature in order to reach satisfactory product yields (e.g., **94d** to **94f**). The radical addition reactions could be carried out at gram scales without obvious erosion on the product yields (e.g., **94g**). Of note, the phthalimide protecting group existing in the final products could be effectively removed through simple protocols to give the corresponding free primary amines in good yields (e.g., **94h**).

A radical chain reaction mechanism was proposed for this phosphite-associated alkene hydroamination reaction (Fig. 15). The active radical precursor **95** or **96** could fragment into free radicals under heating conditions and abstracted a hydrogen atom from the *N*-hydroxyphthalimide **92** to give the *O*-centred radical **97**. The radical **97** then added to the phosphite **69** and gave the phosphoranyl radical intermediate **98**, which could then go through a β -scission step to generate the *N*-centred radical **99** with one equiv. of phosphate **70** released. The phthalimidyl radical **99** could react with the alkene substrate **93** and give the radical adduct intermediate **100**. Finally, the free carbon radical **100** took away one hydrogen atom from the *N*-hydroxyphthalimide **92** to afford the target product **94**, with the *O*-centred radical **97** regenerated for additional propagation reactions.

3. Radical reactions of tertiary phosphines in irradiative reactions

3.1. Generation and detection of radical species from tertiary phosphines under irradiation

The characterization of phosphine-centered radical species has been well established in the early 1970s.³¹ Meanwhile, ESR

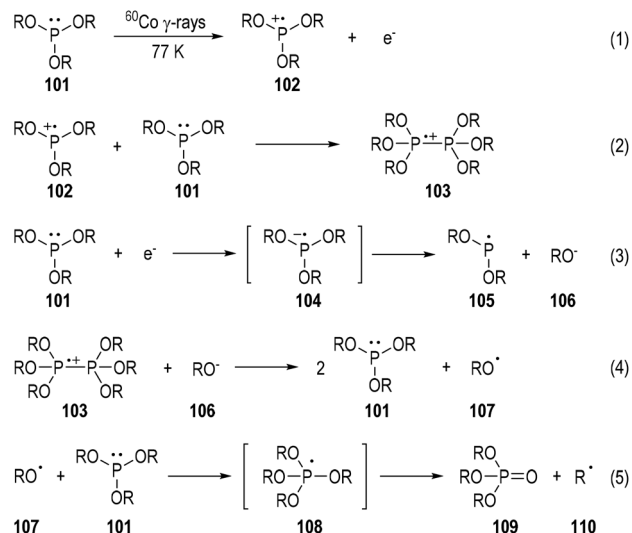


Fig. 16 ESR studies on the radiation mechanisms for the generations of phosphine radical species.

spectroscopy has played a key role throughout the 1970s. A variety of tertiary phosphines were exposed to ⁶⁰Co γ -rays at 77 K and the reaction mixtures were subjected to ESR analyses.³² To cite the trialkylphosphite **101** as an example (Fig. 16),^{32b} the phosphine-centered radical cation (e.g., **102**), dimeric radical cation (e.g., **103**), and neutral radical (e.g., **105**) can all be detected through this method. The reaction mechanisms for the generations of these radical species have been postulated based on the evidence of the detected radicals and the afforded reaction products. The radical anion **104** generated from an electron addition to the trialkylphosphite **101** was detected. It might quickly fragment into the neutral radical **105** and the alkoxy anion **106**. The free *O*-centered radical **107** and the *C*-centered radical **110** could also be sometimes observed due to fragmentations of the dimeric radical cation **103** and the phosphoranyl radical **108**. The trialkyl phosphate **109** was always noticed as the final product in this phosphite irradiative transformation.

3.2. Photo-induced radical reactions of tertiary phosphines with electron-deficient arenes

Electron-deficient aromatic nitriles have long been used as good electron acceptors in photo-induced electron-transfer reactions.³³ The solution of 1,4-dicyanonaphthalene (abbreviated as DCN, **111**) could give fluorescence emission at 395 nm when it was exposed to photoirradiation at 320 nm (Fig. 17, eqn (1)).³⁴ The fluorescence could be effectively quenched by trivalent phosphines *via* SET processes (eqn (2) to (5)).³⁵ The photo-excited **111*** could accept one electron from the electron-rich triphenylphosphine **2** and give the radical ionic pairs **7** and **112** (eqn (2)). The radical cation **7** then reacted with the nucleophilic H₂O to give the radical cation intermediate **113** (eqn (3)), which subsequently transferred one electron to **111** and afforded the phosphoranyl

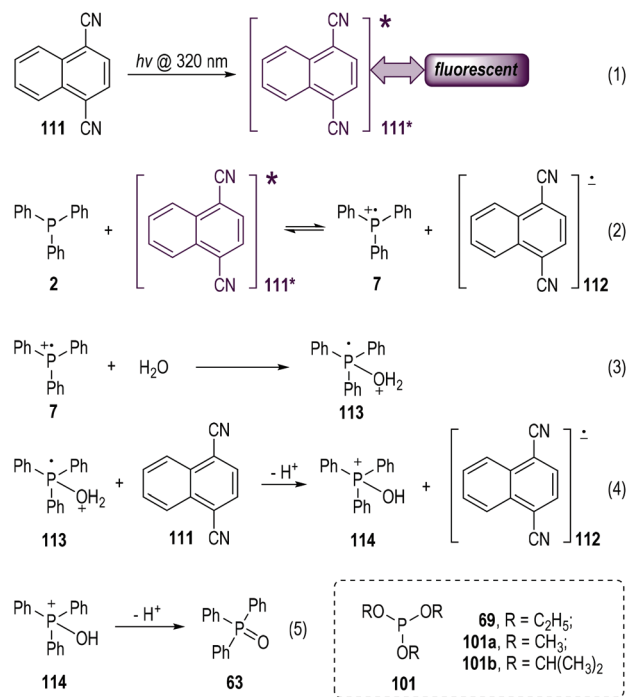


Fig. 17 Quenching of DCN fluorescence by trivalent phosphines.

cation **114** after a deprotonative process (eqn (4)). A further deprotonation of **114** led to the formation of the triphenylphosphine oxide **63** as the final product (eqn (5)). It is worth noting that no intermolecular reaction product from **2** and **111** was observed in this process. The DCN **111** was recovered in almost quantitative yield after this photolysis reaction. A further redox process between the radical anion **112** and the released protons might happen in the reaction system.

As a technical note, the electron transfer process depicted in eqn (2) would undergo a backward process to re-generate **2** and **111** (**111***) in the absence of H_2O that was used for the fast deactivation of the radical cation **7**. Moreover, various trivalent phosphites (e.g., **69**, **101a**, **101b**) also worked well in this process and gave the corresponding trialkyl phosphates as the radical reaction products.

9,10-Dicyanoanthracene **115** can also be used as the reaction promoter for this photo-induced SET process.³⁶ Visible light can activate **115** to generate the first excited singlet state **115***, which is an effective SET reagent for the intramolecular rearrangement of the 2-phenylallyl phosphite **116** (Fig. 18).³⁷ One electron was readily transferred from the trivalent phosphite **116** to the excited intermediate **115*** and the phosphonium radical cations **117** (**117a** & **117b**) were afforded with elimination of the radical anion **115^{•-}**. Since the oxidation potential of the trivalent phosphite is comparable to that of styrene, both of the radical cations **117a** and **117b** might be formed in this SET oxidative step. However, the radical cations **117a** and **117b** gave the same phosphoranyl radical cation intermediate **118** through intramolecular cyclization processes. β -Scission of the phosphoranyl radical cation **118** led to the

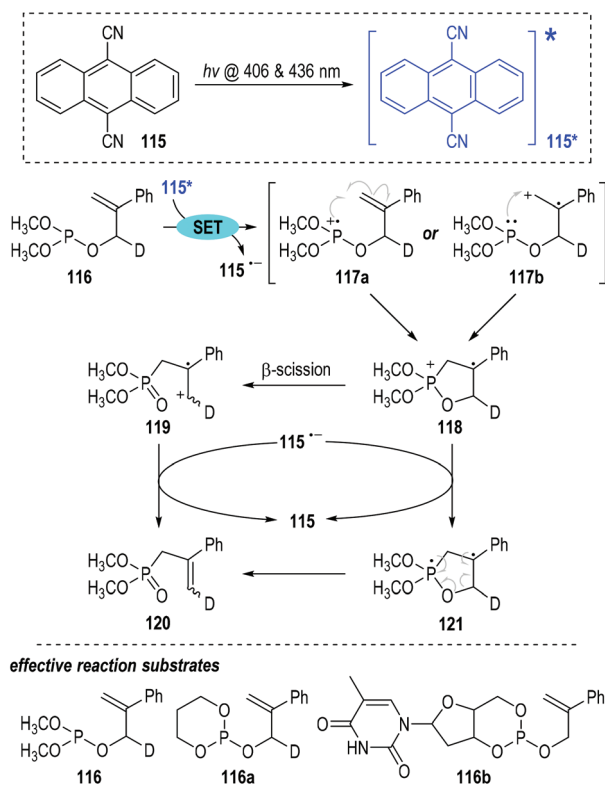


Fig. 18 Rearrangement of 2-phenylallyl phosphite.

phosphonate-containing carbon radical cation **119**, which absorbed one electron from the radical anion **115^{•-}** to give the final rearrangement phosphonate product **120** with regeneration of the 9,10-dicyanoanthracene **115** for further photo-induced SET processes. Alternatively, the cyclized radical cation **118** could absorb one electron from **115^{•-}** to give the diradical intermediate **121**, which then went through a radical coupling process to break the ring structure and afford the target rearrangement product **120**.

This photo-induced radical reaction showed good functional group tolerance (e.g., **116a**, **116b**) with the corresponding phosphite rearrangement products being obtained in moderate to good yields.

In 1991, Yasui and Ohno reported a photo-induced SET reduction of 10-methylacridinium iodide **122** by triphenylphosphine **2** in aqueous solutions (Fig. 19).³⁸ The hydrogenated 10-methylacridan **123** and the triphenylphosphine oxide **63** were afforded as the final products. The 10-methylacridinium ion of **122** was activated under visible light irradiation to give the excited state **122***, which was ready to accept one electron from triphenylphosphine to give the free radical **124**. Homo radical coupling of the radical **124** gave the dimer intermediate **125**. The intermediate **125** was stable in aqueous methanol and could be isolated in good yield at the early stage of the reaction process. However, in acetonitrile the dimer **125** was further reduced since it was slightly soluble into the reaction system. The dimer **125** could also absorb visible light to form the excited state and get one electron from

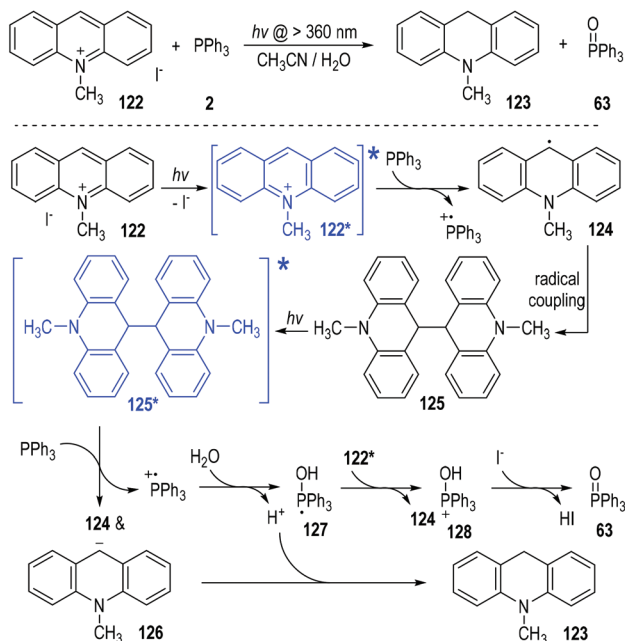


Fig. 19 Reduction of 10-methylacridinium ion by triphenylphosphine.

triphenylphosphine to crack into the free radical 124 and the carbanion 126. The carbanion 126 could be protonated by the aqueous system to give the final product 123. The triphenylphosphonium generated during the SET processes could react with H₂O or the alcoholic solvents to form the phosphoranyl radical 127. Transferring one electron from 127 to the electron-deficient methylacridinium ion of 122* led to the phosphoranyl cation 128, which was finally deprotonated to afford the phosphine oxide 63 as the product. The counter anion of I⁻ existing in 122 was considered as the base to facilitate the deprotonation step of the intermediate 128.

The authors also observed two different reaction pathways between the 10-methylacridinium iodide 122 and the isopropyl diphenylphosphinite 129 (Fig. 20).³⁹ An intermolecular nucleophilic addition of 129 to 122 happened in the dark to give a phosphonium ion 130, which gradually decomposed to give the phosphine oxide 132 as the final product (Fig. 20, pathway A). However, when the reaction system was irradiated with visible light under an argon atmosphere, 10-methylacridan 123 and isopropyl diphenylphosphinate 133 were formed as the final products (pathway B).

The formation of 10-methylacridan 123 and isopropyl diphenylphosphinate 133 was believed to go through a photo-induced radical reaction pathway.⁴⁰ It has been mentioned that 122 could be activated by visible light to form the excited state 122* (Fig. 19). The excited methylacridinium 122* was readily to accept one electron from the trivalent phosphine species 129 and afforded the radical 124 and the phosphonium cation 134. Reactions of these radical intermediates with water gave the new radical cation 135 and the phosphoranyl radical 136 as the reaction intermediates. An electron transfer process between 135 and 136 finally produced the desired product of

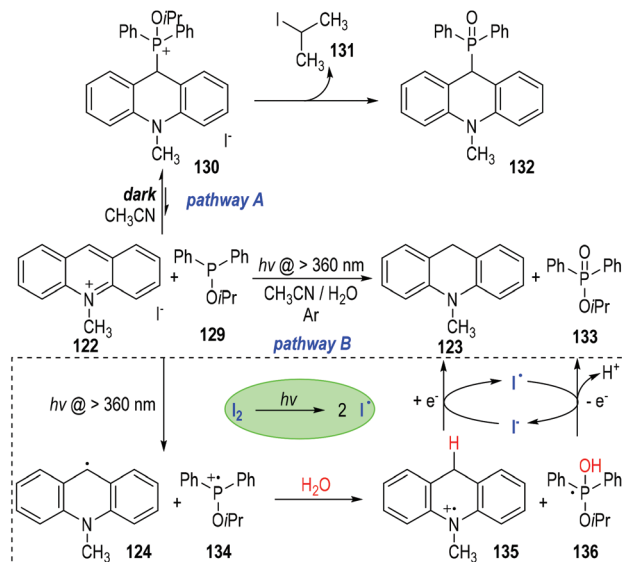


Fig. 20 Photo-induced reduction of 10-methylacridinium iodide by isopropyl diphenylphosphite.

123 and 133, respectively. It should be noted that, the electron transfer process between 135 and 136 could be promoted by a catalytic amount of I₂, which could crack into the free iodo radicals I[•] to carry on the single electrons between 135 and 136.

3.3. Photo-induced radical reactions of tertiary phosphines with iodonium salts and iodides

Disubstituted iodonium salts⁴¹ are reactive reagents in the radical reactions with tertiary phosphines. Particularly, alkynylodonium tetrafluoroborate 137 could react with triphenylphosphine 2 at -78 °C in dichloromethane under sunlight irradiation (Fig. 21).⁴² The synthetically useful (alkylethynyl)triphenylphosphonium salt 138 was afforded as the final product in almost quantitative yield. The reaction was believed to go through a visible light-induced SET process. The hypervalent iodine(III) was activated by sunlight irradiation and obtained one electron from triphenylphosphine 2 to give the radical cation 7 and the iodo radical 139. Radical 139 added onto the triphenyl-

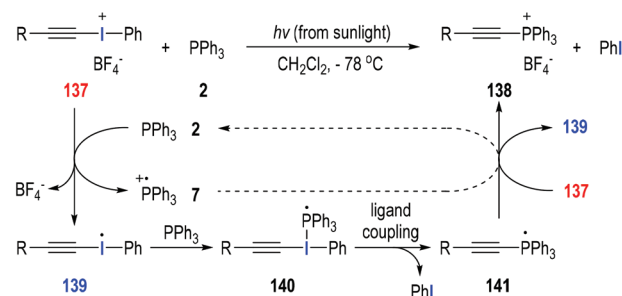


Fig. 21 Preparation of (alkylethynyl)triphenylphosphonium salts through photo-induced radical reactions.

phosphine **2** to afford the phosphoranyl radical **140**, which underwent an intramolecular ligand coupling process to give the new phosphoranyl radical **141** with elimination of a phenyl iodide. The phosphoranyl radical **141** transferred one electron to the iodonium salt **137** and gave the target product **138** with the regeneration of the iodo radical **139** for additional radical propagation reactions. In our opinion, the SET process between the phosphoranyl radical **141** and the phosphonium radical cation **7** could also happen and facilitate the formation of the final product **138** with the regeneration of triphenylphosphine **2**.

It has also been well-known that trivalent phosphines can react with various alkyl iodides through SET processes and generate reactive radical intermediates for versatile reactions (for details, see section 2.2). Visible light has also proven to be crucial in some of these transformations (section 2.2, Fig. 6).¹³ Moreover, the formation of a phosphine-iodine complex radical (*e.g.*, $\text{Ph}_3\text{P}\cdot\text{I}^\cdot$) have been observed *via* EPR spectroscopy in the early 1970s.⁴³

However, in the field of photoredox catalysis,⁴⁴ the most applied reaction catalysts were expensive transition-metal complexes⁴⁵ and organic dyes.⁴⁶ To address the shortcomings of existing catalysts, the application of inexpensive and readily available phosphine-iodine complexes as catalysts in photoredox reactions became attractive.

Very recently, Shang, Fu and co-workers disclosed a photo-induced, triphenylphosphine and sodium iodide co-catalyzed decarboxylative alkylation reaction (Fig. 22).⁴⁷ The aliphatic redox-active ester **142** was used as the alkyl radical precursor to react with silyl enol ether **143** through photocatalytic SET processes (Fig. 22a). The alkylated ketones **144** were afforded as the final products in moderate to excellent yields. The reaction could tolerate a broad range of substituents and substitution patterns. *N*-Heteroarenes **145** could also be used as the alkyl radical acceptors in this protocol, with the Minisci-type reaction products **146** being afforded in good yields with excellent regio-selectivities (Fig. 22b). Gratifyingly, this photocatalytic Minisci-type decarboxylative alkylation reaction could also be carried out in enantioselective fashion (Fig. 22c). In this case, chiral phosphoric acid **150** was used in a catalytic amount instead of trifluoroacetic acid in the photo-induced radical coupling reaction between **147** and **148**. The corresponding Minisci-type product **149** was afforded in an excellent yield and optical purity, only under slightly adjusted catalytic conditions.

The authors have studied the reaction mechanism through both experimental and computational methods (Fig. 23). Control experiments have confirmed the essential roles of NaI, PPh_3 and irradiation. The non-covalent complex **151** was formed reversibly from NaI and PPh_3 and was ready to coordinate with the aliphatic redox-active ester **142** to afford the charge transfer complex **152**. The complex **152** fragmented under visible light irradiation to give the phosphine-iodine radical **153** and the radical anion **154**. The radical anion **154** was not stable and was readily to fragment into the alkyl radical **155** and the anion **156** with the elimination of CO_2 .

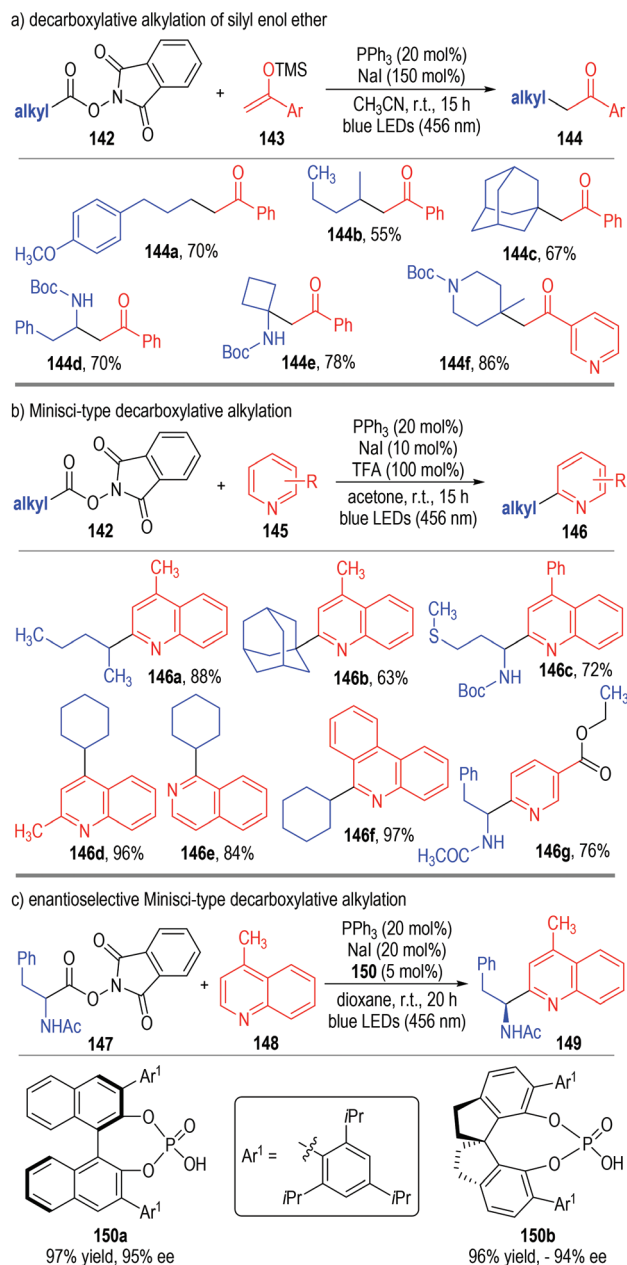


Fig. 22 Triphenylphosphine and sodium iodide mediated photocatalytic decarboxylative alkylations.

The alkyl radical **155** reacted with the protonated quinoline **157** through a radical addition process to give the radical cation **158**, which then reacted further with the phosphine-iodine radical **153** through a SET process to afford the desired product **159** with elimination of the corresponding counter acidic by-products (**160** and **161**).

3.4. Photo-induced radical reactions of tertiary phosphines with transition metal complexes

Tertiary phosphines can also transfer one electron to the excited state of various transition metal complexes and give the reactive phosphonium radical cation intermediates for SET

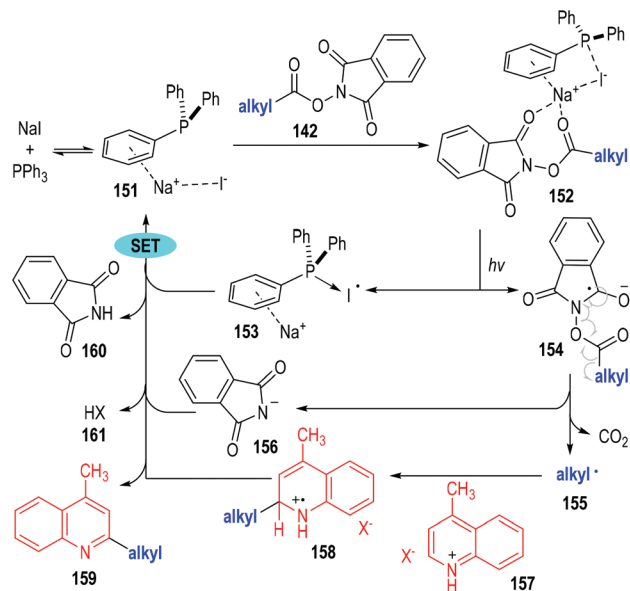
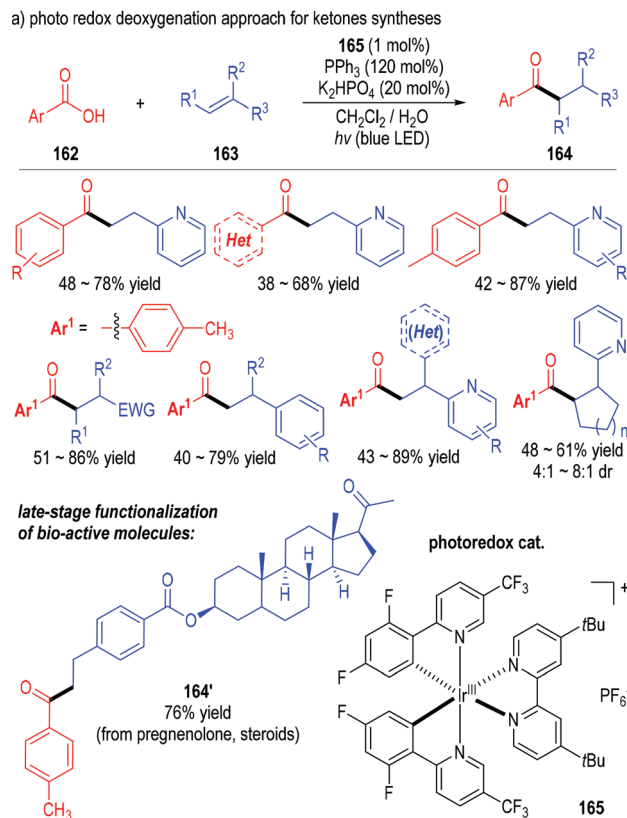


Fig. 23 Postulated reaction mechanism for the photocatalytic decarboxylative alkylation.

transformations. The combination of the transition metal-catalyzed photo-redox transformations with tertiary phosphine associated radical reactions can provide effective protocols for several otherwise challenging synthesis tasks.

In 2018, Xie, Zhu and co-workers reported a phosphine-associated photoredox approach for the deoxygenative functionalization of carboxylic acids (Fig. 24).⁴⁸ Aryl carboxylic acids **162** could be effectively deoxygenated through this protocol and react with alkenes **163** to give the aryl alkyl ketones **164** as the final products. The iridium complex salt **165** was used as the photoredox catalyst. Both the stoichiometric amount of triphenylphosphine and the irradiation with blue LED were essential for this transformation. A wide range of substrates bearing different substituents and substitution patterns could be used in this approach, with the target ketone products being afforded in moderate to good yields (Fig. 24a). Of note, this method was useful in the late-stage modification of complex structures. A variety of structurally sophisticated bioactive molecules could be effectively transformed to their corresponding ketone derivatives with moderate to good yields and stereoselectivities (*e.g.*, **164'**).

The reaction was believed to go through a photo-redox SET process (Fig. 24b). The Ir(III) complex **165** was activated by the blue LED light to the excited state and then absorbed one electron from triphenylphosphine **2** to afford the Ir(II) complex and the phosphinium radical cation **7**. The radical cation **7** reacted with the deprotonated carboxylic acid **166** through a SET process and gave the phosphoranyl radical **167**. β-Scission of the phosphoranyl radical **167** led to the acyl radical **168** with elimination of the triphenylphosphine oxide **63**. The acyl radical **168** could react with the alkene substrate **163** through a radical addition process to give the radical adduct **169**, which absorbed one electron from the reduced Ir(II) complex to



b) proposed reaction mechanism for the phosphine associated photoredox process

Fig. 24 Phosphine associated photoredox catalytic deoxygenation reaction for ketone synthesis.

afford anion **170** with regeneration of the photo-redox catalyst Ir(III) for subsequent photocatalytic cycles. The anion **170** was protonated to give the final ketone product **164**.

Almost at the same time, Doyle, Rovis and co-workers independently disclosed the generation of phosphoranyl radicals from trivalent phosphines through photoredox catalytic SET processes (Fig. 25).⁴⁹ They adopted this polar/SET crossover reaction platform in the direct deoxygenation of both alcohols and carboxylic acids (Fig. 25a, **171**). Of note, several structurally sophisticated natural products containing carboxylic

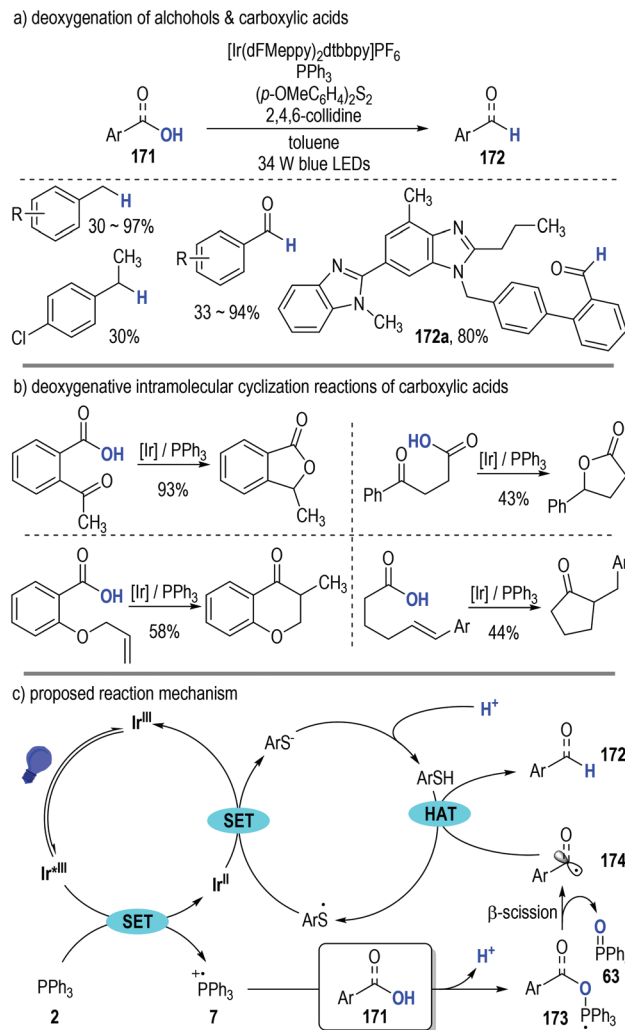


Fig. 25 Phosphine associated photoredox catalytic deoxygenative reactions of alcohols and carboxylic acids.

groups could be efficiently converted to the corresponding aldehydes in good yields through this protocol (e.g., 172a).

This phosphine-associated photoredox deoxygenation process can also be applied in the intramolecular cyclization reactions of various functionalized carboxylic acids (Fig. 25b). The acyl radicals generated during the deoxygenative process were keen to add onto the unsaturated functional groups existing in the same molecule and the corresponding cyclic carbonyl compounds were given as the final products in moderate to excellent yields.

The reaction was believed to be initiated *via* a reductive quenching process of the excited photoredox Ir*(III) catalyst (Fig. 25c). Triphenylphosphine 2 was effectively oxidized to the radical cation 7 by the excited Ir*(III) catalyst. A deprotonative ionic addition reaction between the substrate 171 and the radical cation 7 gave the phosphoranyl radical 173, which was readily fragmented into the carbon radical 174 and the phosphine oxide 63 through a β -scission process. An HAT took place between the radical 174 and the thiol additive (ArSH) to

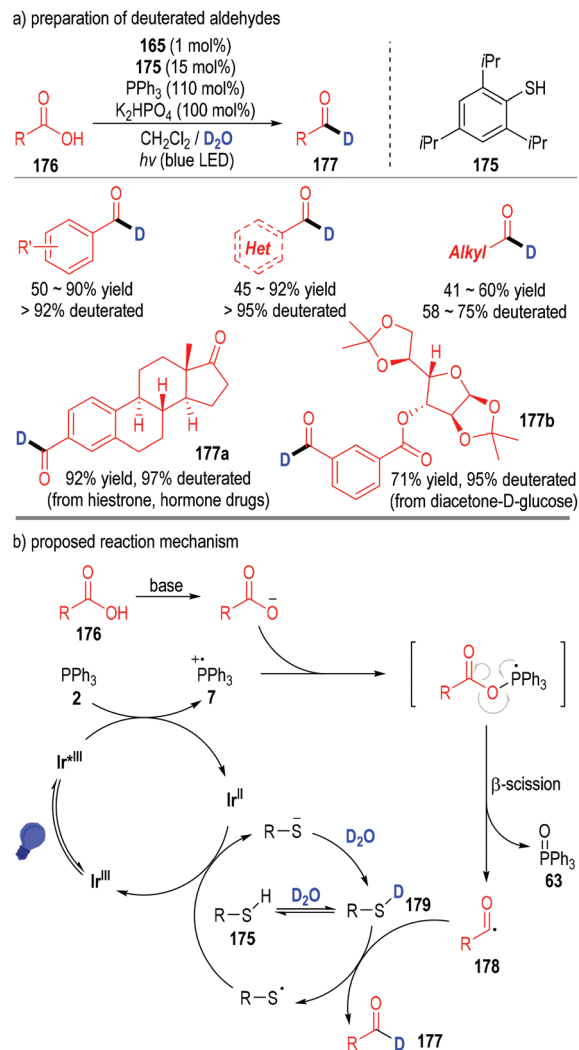


Fig. 26 Phosphine associated photoredox catalytic deoxygenation reaction for deuterated aldehyde preparation.

produce the target deoxygenative product 172. It should be noted that, the thio radicals (ArS•) generated from the HAT process went on to oxidize the reduced Ir(II) catalyst to help complete the photoredox catalytic cycle, with the corresponding thiols (ArSH) being regenerated upon protonation for additional HAT reactions.

This phosphine-associated photo-redox catalytic process can also be used in the preparation of deuterated aldehydes (Fig. 26).⁵⁰ However, due to the strong bond dissociation energy of D-O-D (118 kcal mol⁻¹), it is very difficult for the acyl radical to directly obtain a D atom from D₂O. Therefore, a thiol catalyst 175 was applied in this protocol to tune the equilibrium with D₂O and the HAT rate in the catalytic process (Fig. 26a). Deuterated aromatic aldehydes were prepared in moderate to excellent yields with excellent deuterated rates of the aldehyde protons. Although aliphatic carboxylic acids also worked well in this process, the deuterated rates of the corresponding aldehyde protons were relatively lower. A variety of

complex bioactive carboxylic acids were amenable in this transformation, with the structurally complex deuterated aldehydes being afforded in moderate to excellent yields with excellent aldehyde proton deuterated rates (e.g., **177a**, **177b**).

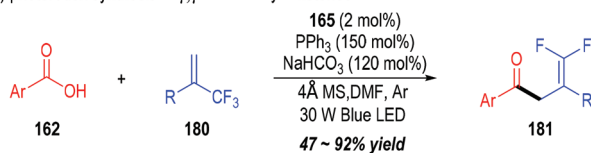
From the mechanistic perspective, the acyl radical **178** could be generated through similar SET processes between the carboxylic acid **176** and triphenylphosphine **2** (Fig. 26b). Then an atom transfer process took place between the radical **178** and the deuterated thiol catalyst **179** to afford the desired deuterated aldehyde product **177**. The released thiol radical went on to obtain one electron from the reduced Ir(II) complex to give the thiol anion ($R-S^-$) and the Ir(III) to complete the catalytic cycles.

Very recently, Wang and co-workers successfully synthesized a variety of γ,γ -difluoroallylic ketones through the photo-induced, triphenylphosphine-associated deoxygenative reaction of carboxylic acids (Fig. 27).⁵¹ Terminal α -trifluoromethyl alkenes **180** were used as the radical acceptors to react with the acyl radicals generated from the aromatic carboxylic acids **162**. γ,γ -Difluoroallylic ketones **181** bearing various substituents were secured in moderate to excellent yields (Fig. 27a).

The reaction was believed to go through a similar photoredox mechanism as depicted in Fig. 24b (Fig. 27b). The aromatic acyl radical **168** was generated from the carboxylic acid **162** through a phosphonium-associated radical reducing process. The addition of the radical **168** to the terminal alkene **180** led to the formation of the radical adduct **182**, which was further reduced to the carbanion **183** through a SET process with the oxidized photocatalyst Ir(III). A β -fluoride elimination process within the carbanion **183** finally gave γ,γ -difluoroallylic ketone **181** as the target product.

Besides carboxylic acids and alcohols, strained cycloketone oximes **184** are also suitable substrates for the generation of phosphoranyl radical intermediates under photoredox catalytic conditions (Fig. 28).⁵² The N-O bond of the oxime molecule

a) photoredox synthesis of γ,γ -difluoroallylic ketones



b) proposed reaction mechanism

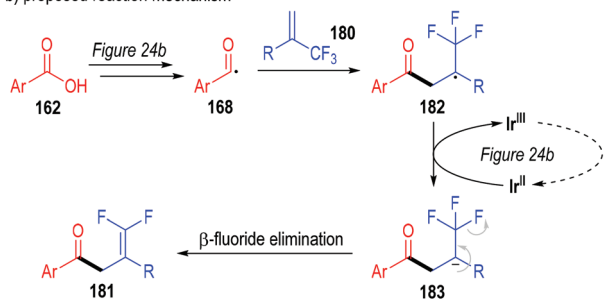
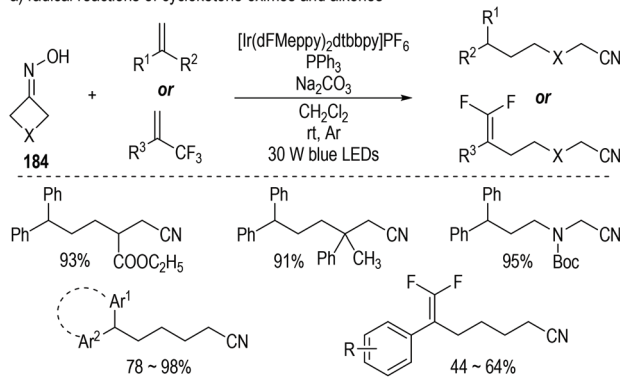


Fig. 27 Photo-induced deoxygenation/defluorination reaction for the synthesis of γ,γ -difluoroallylic ketones.

a) radical reactions of cycloketone oximes and alkenes



b) proposed reaction mechanism

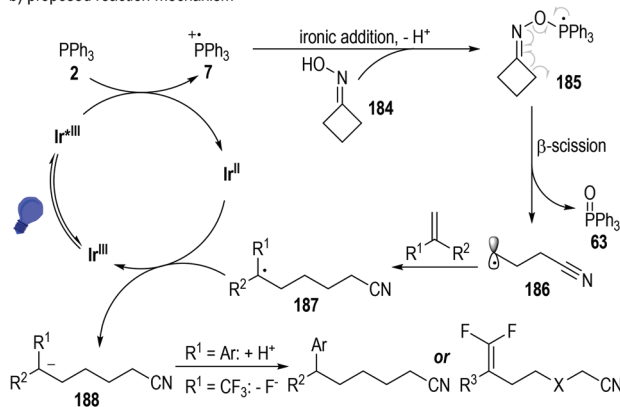


Fig. 28 Photo-induced deoxygenation/defluorination reaction for the synthesis of γ,γ -difluoroallylic ketones.

can be directly cleaved *via* this protocol. Various aliphatic nitriles were afforded in moderate to excellent yields from the oxime and alkene substrates under mild photoredox catalytic conditions (Fig. 28a).

Oxime **184** could add onto the phosphinium radical **7** *via* a deprotonative ionic addition process to give the phosphoranyl radical **185**, which was prone to decompose to the ring-opening cyano radical **186** with elimination of the phosphine oxide **63** (Fig. 28b). Radical addition reactions between intermediate **186** and alkenes led to the formation of the elongated cyano radical **187**, which then reacted with the reduced photoredox catalyst Ir(II) through a SET process to give the anion intermediate **188**. A protonation or a fluoride elimination of intermediate **188** finally gave the desired elongated aliphatic nitrile products.

Qing and co-workers have disclosed a photoredox catalytic reaction for the hydrotrifluoromethylthiolation of alkenes **20** and alkynes **189** (Fig. 29).⁵³ Trifluoromethanesulfonic anhydride (abbreviated as Tf_2O) was used as the trifluoromethylthiolation reagent in this process; methyldiphenylphosphine (PPh_2CH_3) was used as both a reducing reagent for the Tf_2O and a radical carrier for the radical chain reactions. A broad scope of trifluoromethylthiolated alkanes **190** and alkenes **191** were afforded through this approach in moderate to excellent yields (Fig. 29a).

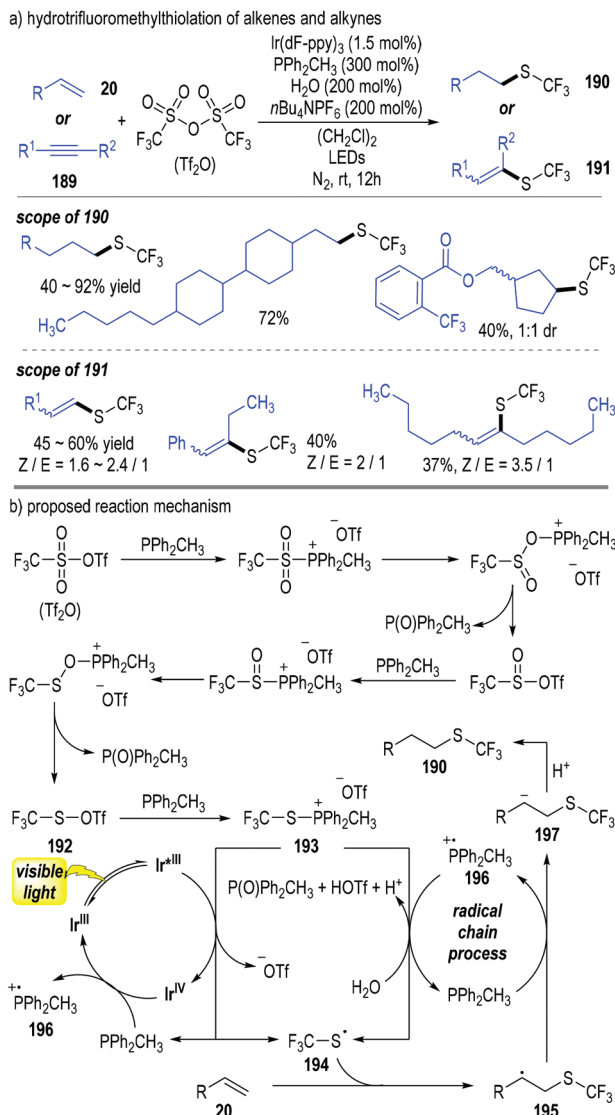


Fig. 29 Photoredox catalytic hydrotrifluoromethylthiolation reaction.

Tf₂O was reduced using 2 equiv. of trivalent phosphine (PPh₂CH₃) through deoxygenative processes and gave the thiosulfonate **192** with elimination of 2 equiv. of phosphine oxide. The thiosulfonate **192** reacted with another trivalent phosphine molecule and generated the trifluoromethylthiophosphonium salt **193**. The intermediate **193** obtained one electron from the photo-activated Ir*(III) catalyst to afford the thio radical **194** with the elimination of the phosphine (PPh₂CH₃). The released PPh₂CH₃ could help reduce the oxidized Ir(IV) to regenerate the photocatalyst Ir(III) for continuous catalytic cycles. The afforded free thio radical **194** reacted with the alkene substrate **20** and gave the radical adduct **195**. Electron transfer between the radical **195** and the trivalent phosphine (PPh₂CH₃) made the phosphonium radical **196** and the carbanion **197**. Radical cation **196** could react with the intermediate **193** in the presence of H₂O and gave phosphine oxide together with trivalent phosphine (PPh₂CH₃) catalyti-

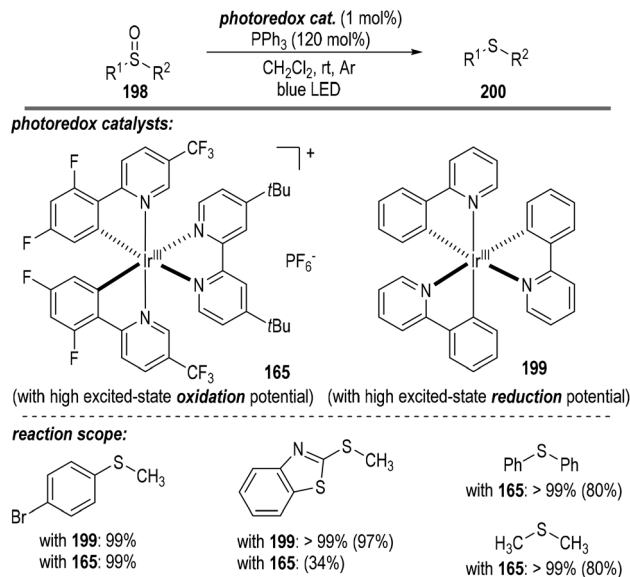


Fig. 30 Photo-induced deoxygenation reaction of sulfoxides.

cally. Protonation of the carbanion **197** by the afforded acidic species achieved the trifluoromethylthiolated alkane **190** as the final product (Fig. 29b).

A short time later, Rossi-Ashton and co-workers reported the photoredox catalytic deoxygenation reaction of sulfoxides **198** with the assistance of triphenylphosphine (Fig. 30).⁵⁴ Both the photoredox catalyst **165** possessing a high excited-state oxidation potential and the catalyst **199** with a high excited-state reduction potential were able to promote this radical process. Thioether product **200** comprising both aromatic and aliphatic substituents was afforded in good to excellent yields.

Since both the photoredox catalysts **165** and **199** bearing entirely different excited-state potentials promoted this radical reaction well, the authors proposed two distinct reaction pathways for this transformation (Fig. 31). The photoredox catalytic sulfoxide deoxygenation reaction could be initiated either by a phosphine oxidation process or by a phosphine-sulfoxide adduct reduction process. Given that the excited-state oxidation potential of the photo-redox catalyst **165** is greater than that of the PPh₃, effective single-electron oxidation of the PPh₃ was enabled to give the trivalent phosphine radical cation **7** through a reductive quenching process of the excited Ir*(III) catalyst (Fig. 31a). Nucleophilic attack of the sulfoxide **198** to the radical cation **7** led to the formation of a new radical cation intermediate **201**, which was ready to crack into the sulfide radical cation intermediate **202** with the elimination of the phosphine oxide **63**. A SET process between the reduced Ir(II) catalyst and the radical cation intermediate **202** finally afforded the target thioether product **200** with the regeneration of the photoredox Ir(III) catalyst at the ground state.

Alternatively, when the photoredox Ir(III) catalyst **199** with a highly excited-state reductive potential was used, an oxidative quenching cycle might operate in this radical transformation (Fig. 31b). In this scenario, an unclarified sulfoxide-PPh₃

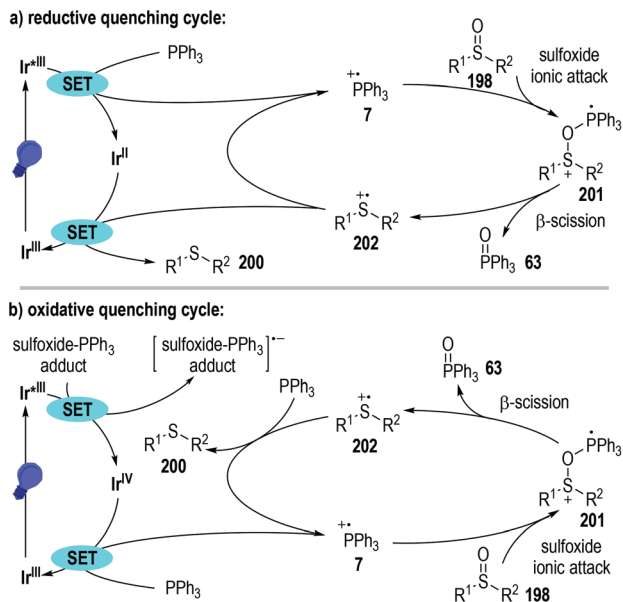


Fig. 31 Two reaction pathways for photo-induced sulfoxide deoxygenation.

adduct might be initially formed, which could accept one electron from the excited $\text{Ir}^*(\text{III})$ catalyst to give a highly reactive oxidized $\text{Ir}(\text{IV})$. The oxidized $\text{Ir}(\text{IV})$ then absorbed one electron from the PPh_3 to initiate the following radical deoxygenation reaction of sulfoxides and regenerate the photoredox $\text{Ir}(\text{III})$ catalyst at the ground state for additional photo-induced catalytic cycles.

Mercaptans can be used as the alkyl radical precursor through the combination of a photoredox catalytic process and radical chain reactions.⁵⁵ Hashmi and co-workers reported in 2019 that trivalent phosphines could act as the desulfurization reagent in the photocatalyzed reductive C–C coupling reaction between terminal arylalkenes **203** and the electron-deficient mercaptans **204** (Fig. 32).⁵⁶ Various substituents could be installed on the aryl rings of the terminal alkenes **203**, and the electron-withdrawing groups on the mercaptan **204** could be ester groups, ketone groups, cyano groups, or electron deficient aryl/alkyl groups. Functionalized alkanes **205** were obtained as the final products in moderate to excellent yields.

Mechanistically speaking, the reaction was postulated to go through a combination of a photoredox catalytic cycle with a chained radical propagation process. The electron-deficient mercaptan substrate **204** could first react with the gold catalyst to give a new gold complex **206**, which could be activated by blue light to give the excited state **206***. The excited gold complex **206*** was ready to fragment into the reduced gold species and the thio radical cation **207** through a ligand-to-metal charge transfer process. The thio radical cation **207** could be coupled with the triphenylphosphine and gave the phosphoranyl radical **208** after deprotonation. Phosphoranyl radical **208** could then react with the terminal alkene **203** through a β -scission/radical addition process and give the

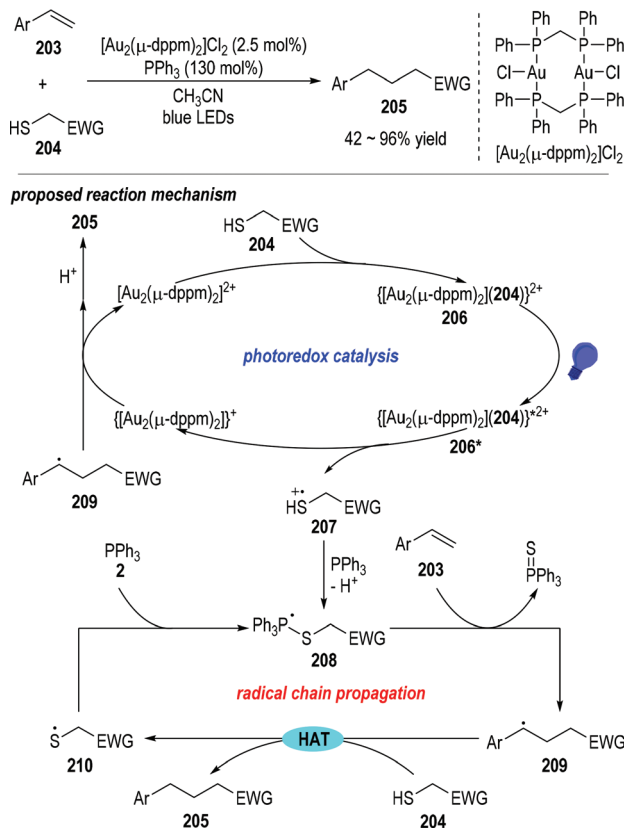


Fig. 32 Photoredox catalytic desulfurizing C–C coupling reaction.

radical adduct **209** with the elimination of triphenylphosphine sulfide. The radical adduct **209** could absorb a hydrogen atom from the mercaptan substrate **204** and afford the thio radical **210** and the final product **205**. The thio radical **210** could couple with another triphenylphosphine and give the phosphoranyl radical **208** for other rounds of radical propagation reactions. On the other hand, the reduced gold complex could transfer one electron to the radical adduct **209**, thereby regenerating the gold catalyst and releasing another equiv. of the final product **205** after an additional protonation step.

The C=N double bonds of aromatic imines **211** could be alkylated by mercaptans **212** through the photoredox catalytic radical reactions (Fig. 33).⁵⁷ The functionalized secondary amines **213** could be afforded as the final products in moderate to good yields (Fig. 33a). Likewise, the mercaptan **212** could be oxidized by the excited state of the photocatalyst $\text{Ir}(\text{III})^*$ to give the sulfinium radical cation **214**, which could be coupled with the triphenylphosphine to form the phosphoranyl radical **215** after deprotonation. β -Scission of the phosphoranyl radical **215** led to the alkyl radical **216** with the elimination of triphenylphosphine sulfide. The alkyl radical **216** could be coupled with the amino radical anion **217** that was generated from the SET reaction between the imine **211** and the reduced photocatalyst $\text{Ir}(\text{II})$, delivering the amino anion **218** (Fig. 33b, pathway A). Alternatively, the amino anion **218** could be afforded through the SET process between the

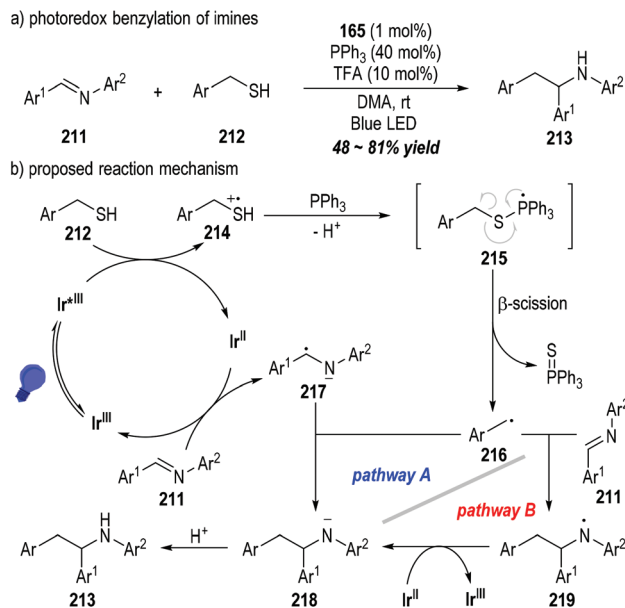


Fig. 33 Photo-induced benzylation of imines *via* phosphine-associated radical processes.

reduced photocatalyst Ir(II) and the amino radical **219** that was generated from the radical addition reaction of **216** and the imine substrate **211** (Fig. 33b, pathway B). Protonation of the amino anion **218** provided the desired functionalized amine product **213**.

4. Radical reactions of tertiary phosphines in electrochemical reactions

Electrochemical oxidation can also be used for the generation of tertiary phosphine-derived radical cations **220** (Fig. 34, eqn (1)).⁵⁸ The radical cations **220** are too reactive to be detected when their parent phosphines were oxidized in the cavity of an ESR spectrometer, but they are readily to dimerize

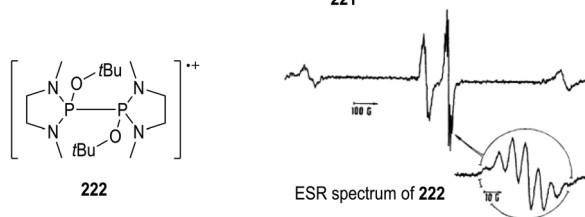
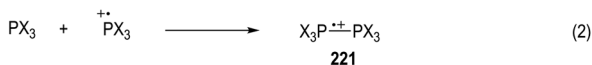
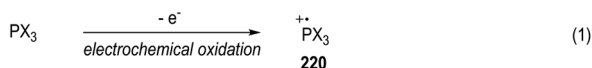


Fig. 34 ESR studies on the electronic oxidative generation of phosphonium radical cations.

in polar solvents to form a new radical cation **221** (e.g., CH₃CN, eqn (2)). Clean ESR spectra of such dimeric radical cations **221** can be obtained through anodic oxidative processes. For instance, the electronic oxidative formation of the transient dimeric radical cation **222** was detected by Roberts and co-workers in 1975 *via* ESR analysis.^{58a}

It has been well established that the kinetic stabilities of a radical species rely on the steric hindrance around the radical center.⁵⁹ Therefore, a variety of crowded trivalent phosphines have been synthesized and examined in the anodic oxidation reactions.⁶⁰ Several of the phosphonium radical cations generated from the very bulky triarylphosphines were found persistent enough to be observed by ESR at even room temperature. An ESR signal of the phosphonium radical cation **223** generated electrochemically from the structurally crowded trimesitylphosphine could be observed at -111 °C (Fig. 35).

As expected, however, the conventional phosphonium radical cations are extremely reactive and are prone to react with various nucleophilic reagents such as H₂O, arenes, and electron-enriched heteroatoms.⁶¹ For example, triphenylphosphine **2** could be oxidized electrochemically in the presence of H₂O and gave the triphenylphosphine oxide **63**, followed by the elimination of two protons (Fig. 36, eqn (1)).

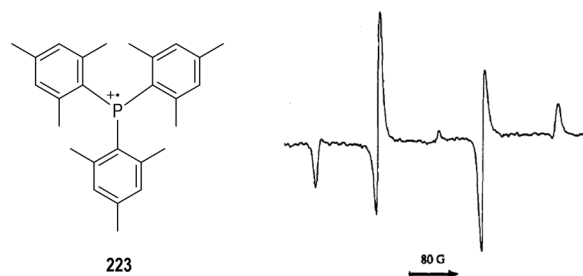


Fig. 35 ESR spectrum of the phosphonium radical cation generated electrochemically from a bulky triarylphosphine.

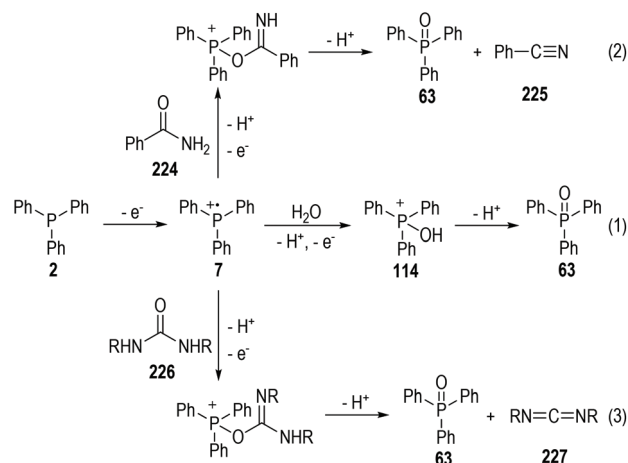


Fig. 36 Reactions of electrochemically generated phosphonium radical cations with heteroatoms.

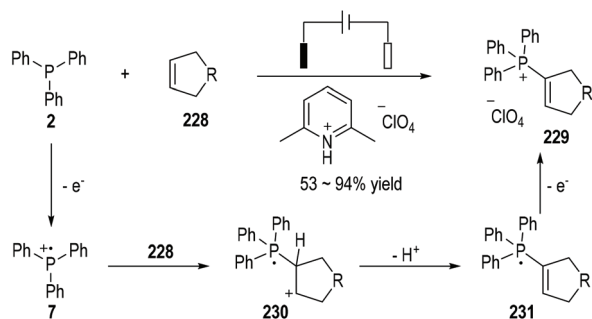


Fig. 37 Reactions of electrochemically generated phosphonium radical cations with alkenes.

Amide **224** can react with the phosphonium radical cation **7** and give the benzonitrile **225** under electrochemical conditions. The carbodiimide **227** can be effectively afforded electrochemically through the reactions of the radical cation **7** with urea **226**, in up to 92% yield (eqn (2) and (3)).

Electron-rich cyclic alkenes **228** can react with the triphenylphosphine **2** under electrochemical conditions and produce the phosphonium salts **229** as the final products in moderate to excellent yields (Fig. 37).⁶² The nucleophilic addition of alkenes **228** to the electrochemically generated radical cation **7** can give a new radical cation **230**, which can then be deprotonated to become the neutral radical **231**. An additional one-electron anodic oxidation of the radical **231** can lead to the formation of the final product **229**.

5. Summary and outlook

Trivalent tertiary phosphines are one class of the most important nucleophilic reagents in organic synthesis. They could not only be used as reactive electron-pair donors, but also be used as single-electron reductants. Although the generation and detection methods of the radical species from trivalent tertiary phosphines have been established for over half a century, the applications of the SET processes associated with them in organic synthesis have been relatively scarce. However, the significance of tertiary phosphine associated radical transformations has been recognized in recent years and a number of excellent synthetic methodologies have been developed based on this strategy. In particular, the combinations of the tertiary phosphine-associated SET processes with photoredox catalysis or electrochemical synthesis have provided us with promisingly new approaches to achieve challenging molecular structures from readily available starting materials *via* simple operation.

Nevertheless, challenges still exist in the radical transformations promoted by trivalent tertiary phosphines. One of the main shortcomings within this research field lies in the lack of chirality controls in these SET reactions. The phosphine reagents used in these radical reactions are usually oxidized to phosphonium radical cation intermediates by either the reaction substrates or the photoredox catalysts. The afforded phos-

phonium radical cation intermediates generally act as radical carriers or single-electron reductants that do not participate in most of the new bond forming processes. It is therefore difficult for a chiral phosphine catalyst to transfer any chiral elements into the reaction. As a result, limited success has been achieved in the phosphine-promoted enantioselective radical reactions.

The application of a chiral non-covalent co-catalyst is one of the promising protocols to solve this problem.⁴⁷ H-bond donating organocatalysts and Lewis acids are both suitable candidates for the chiral co-catalysts used in the phosphine-catalyzed enantioselective radical reactions. They could not only coordinate with the electron-rich functional groups existing in the reaction substrates but also have interactions with the radical species generated from the other reactants, thus making the radical coupling/addition reactions happen in stereoselective fashions.

Alternatively, the combination of the phosphine-promoted radical reactions with other organic or transmetallic catalytic enantioselective processes may also provide us with effective ways for various asymmetric phosphine-radical-associated reactions. For example, the activation of an aldehyde substrate by a chiral amine or NHC catalyst *via* covalent bond formation generates chiral reactive intermediates that can react with the radical species generated through phosphine-promoted SET processes in an asymmetric fashion.

The limitation in activation modes is another drawback long-standing in the trivalent phosphine-promoted SET transformation. The ways for the generation and the very short lifetimes of the *P*-centered radical cation intermediates both have severely restricted their reaction modes. For example, electron-deficient iodides have frequently been used for the generation of phosphonium radicals to initiate the radical propagation chain reactions. Electron-neutral or electron-rich halides are not applicable in such reactions, which is probably due to their high bond-dissociation energies and the mismatched oxidative potentials. The design and preparation of new trivalent phosphine catalysts bearing various functional groups to change their reductive/oxidative potentials is a promising method to make breakthroughs in the scope of phosphine-promoted radical reactions. On the other hand, the newly designed functionalized trivalent phosphine molecules may extend the lifetimes of the corresponding *P*-centered radical species, and it would therefore be possible for less reactive substrates to have interactions with the *P*-radicals before they collapsed into inert species.

Although the trivalent phosphines have played significant roles in various photo-induced radical reactions, their application in electrochemistry is relatively less investigated. It has been proven that radical species could be generated under electrochemical conditions, but limited success has been achieved in the phosphine-induced electrochemical reactions. Given the rapid and remarkable development in the field of electrochemistry in the last decade, trivalent phosphines should have prospective applications within this field. For example, the generation and application of the corresponding phosphoranyl radical intermediates under electrochemical

conditions would be more attractive, since the use of the costly noble metal photoredox catalysts could be avoided in the preparation of valuable functional products (e.g., the functional products prepared in section 3.4).

However, compared with the electron-pair transfer reactions catalyzed by tertiary phosphines, the phosphine-promoted radical reactions have provided us with unprecedented activation modes and achieved challenging transformations that had previously been not reliable. For instance, electron-neutral or electron-rich alkenes cannot be used in the phosphine-catalyzed electron-pair-transfer reactions, while they can be effectively functionalized through radical pathways promoted by trivalent phosphines. Functional molecules such as alcohols, carboxylic acids, and oximes cannot be activated by phosphine catalysts through electron-pair-transfer processes, but they can be efficiently transformed into various interesting products *via* phosphine-associated SET pathways.

Compared with the radical reactions catalyzed by amines and NHC catalysts, the trivalent phosphines bear different activation modes and could embrace a different set of reaction substrates for SET transformations. Conventionally, trivalent amines and NHC catalysts react with one of the reaction substrates through electron-pair-transfer steps to give electron-rich intermediates, which are prone to be oxidized by external oxidants through SET processes to afford reactive ionic radical species for additional transformations. Therefore, aldehydes, ketones and related carbonyl compounds took significant positions as the reaction starting materials in the radical transformations catalyzed by amines and NHC catalysts. Trivalent phosphine molecules can be independently oxidized to give the reactive radical cation intermediates at the beginning of the radical reactions, and therefore can be used in the activation of various functional molecules such as alcohols, carboxylic acids, oximes and others. The SET activation modes provided by trivalent phosphines can be developed into a widely used activation strategy with a broad scope of reaction substrates applicable for the efficient preparation of various functional molecules.

To date, the development of synthetic methods involving radical species generated from tertiary phosphines has attracted more and more attention. With the rapid development of photoredox catalysis and electrochemical synthesis, SET reactions associated with tertiary phosphines will definitely make essential contributions to the development of novel, efficient and sustainable synthetic protocols.

Conflicts of interest

There are no conflicts to declare.

Acknowledgements

We acknowledge financial support from the National Natural Science Foundation of China (No. 21801051, 21961006) and

Guizhou University (No. GZU[2017]34, KY[2017]376). We thank Dr Wai-Lun Chan from Hong Kong Baptist University for his generous help on language use and writing.

Notes and references

- For selected reviews on phosphine organocatalysis, see: (a) X. Lu, C. Zhang and Z. Xu, Reactions of Electron-Deficient Alkynes and Allenes under Phosphine Catalysis, *Acc. Chem. Res.*, 2001, **34**, 535; (b) J. L. Methot and W. R. Roush, Nucleophilic Phosphine Organocatalysis, *Adv. Synth. Catal.*, 2004, **346**, 1035; (c) L.-W. Ye, J. Zhou and Y. Tang, Phosphine-triggered Synthesis of Functionalized Cyclic Compounds, *Chem. Soc. Rev.*, 2008, **37**, 1140; (d) Y. Wei and M. Shi, Multifunctional Chiral Phosphine Organocatalysts in Catalytic Asymmetric Morita-Baylis-Hillman and Related Reactions, *Acc. Chem. Res.*, 2010, **43**, 1005; (e) T. Wang, X. Han, F. Zhong, W. Yao and Y. Lu, Amino Acid-Derived Bifunctional Phosphines for Enantioselective Transformations, *Acc. Chem. Res.*, 2016, **49**, 1369; (f) H. Ni, W.-L. Chan and Y. Lu, Phosphine-Catalyzed Asymmetric Organic Reactions, *Chem. Rev.*, 2018, **118**, 9344; (g) H. Guo, Y. C. Fan, Z. Sun, Y. Wu and O. Kwon, Phosphine Organocatalysis, *Chem. Rev.*, 2018, **118**, 10049.
- M. M. Rauhut and H. Currier, (American Cyanamid Co.), Preparation of Dialkyl 2-methyleneglutarates, U.S. Patent 307499919630122, 1963, *Chem. Abstr.*, 1963, vol. 58, p. 11224a.
- For reviews on phosphorus radicals, see: (a) D. Leca, L. Fensterbank, E. Lacote and M. Malacria, Recent Advances in the Use of Phosphorus-centered Radicals in Organic Chemistry, *Chem. Soc. Rev.*, 2005, **34**, 858; (b) X.-Q. Pan, J.-P. Zou, W.-B. Yi and W. Zhang, Recent Advances in Sulfur- and Phosphorous-centered Radical Reactions for the Formation of SeC and PeC Bonds, *Tetrahedron*, 2015, **71**, 7481.
- For selected reviews on radical reactions catalyzed by trivalent amines, see: (a) S. Afewerki and A. Córdova, Combinations of Aminocatalysts and Metal Catalysts: A Powerful Cooperative Approach in Selective Organic Synthesis, *Chem. Rev.*, 2016, **116**, 13512; (b) S. A. Morris, J. Wang and N. Zheng, The Prowess of Photogenerated Amine Radical Cations in Cascade Reactions: From Carbocycles to Heterocycles, *Acc. Chem. Res.*, 2016, **49**, 1957.
- For selected examples on radical reactions catalyzed by trivalent amines, see: (a) T. D. Beeson, A. Mastracchio, J.-B. Hong, K. Ashton and D. W. C. MacMillan, Enantioselective Organocatalysis Using SOMO Activation, *Science*, 2007, **316**, 582; (b) D. A. Nicewicz and D. W. C. MacMillan, Merging Photoredox Catalysis with Organocatalysis: The Direct Asymmetric Alkylation of Aldehydes, *Science*, 2008, **322**, 77; (c) D. A. Nagib and D. W. C. MacMillan, Trifluoromethylation of Arenes and

- Heteroarenes by Means of Photoredox Catalysis, *Nature*, 2011, **480**, 224; (d) A. McNally, C. K. Prier and D. W. C. MacMillan, Discovery of an α -Amino C-H Arylation Reaction using the Strategy of Accelerated Serendipity, *Science*, 2011, **334**, 1114; (e) M. T. Pirnot, D. A. Rankic, D. B. C. Martin and D. W. C. MacMillan, Photoredox Activation for the Direct β -Arylation of Ketones and Aldehydes, *Science*, 2012, **339**, 1593; (f) E. Arceo, I. D. Jurberg, A. Álvarez-Fernández and P. Melchiorre, Photochemical Activity of A Key Donor-acceptor Complex Can Drive Stereoselective Catalytic α -Alkylation of Aldehydes, *Nat. Chem.*, 2013, **5**, 750; (g) J. Jin and D. W. C. MacMillan, Alcohols as Alkylating Agents in Heteroarene C-H Functionalization, *Nature*, 2015, **525**, 87; (h) J. D. Cuthbertson and D. W. C. MacMillan, The Direct Arylation of Allylic sp³ C-H Bonds via Organic and Photoredox Catalysis, *Nature*, 2015, **519**, 74; (i) J. J. Murphy, D. Bastida, S. Paria, M. Fagnoni and P. Melchiorre, Asymmetric Catalytic Formation of Quaternary Carbons by Iminium Ion Trapping of Radicals, *Nature*, 2016, **532**, 218; (j) M. Silvi, C. Verrier, Y. P. Rey, L. Buzzetti and P. Melchiorre, Visible-light Excitation of Iminium Ions Enables the Enantioselective Catalytic β -Alkylation of Enals, *Nat. Chem.*, 2017, **9**, 868.
- 6 F. Ramirez and S. Dershowitz, The Structure of Quinone-donor Adducts. I. The Action of Triphenylphosphine on p-Benzoquinone, 2,5-Dichloro-p-benzoquinone, and Chloranil, *J. Am. Chem. Soc.*, 1956, **78**, 5614.
 - 7 E. A. C. Lucken, F. Ramirez, V. P. Catto, D. Rhum and S. Dershowitz, Radical Ions in the Reactions of p-Chloranil with Triphenylphosphine and with Triethyl Phosphite. Electron Spin Resonance and Ultraviolet Absorption Spectra, *Tetrahedron*, 1966, **22**, 637.
 - 8 P. D. Bartlett, E. F. Cox and R. E. Davies, Reactions of Elemental Sulfur. IV. Catalytic Effects in the Reaction of Sulfur with Triphenylphosphine, *J. Am. Chem. Soc.*, 1961, **83**, 103.
 - 9 V. G. Wittig, H. J. Gristau and H. Braun, Racematspaltung Unsymmetrischer Triarylphosphine, *Angew. Chem.*, 1967, **79**, 721.
 - 10 R. L. Powell and C. D. Hall, Phosphinium Radical Cation, *J. Am. Chem. Soc.*, 1969, **91**, 5403.
 - 11 W. Y. Huang and H. Z. Zhang, Reaction of Perfluoroalkyl Iodides with Alkenes Initiated by Organophosphine and Related Compounds, *J. Fluor. Chem.*, 1990, **50**, 133.
 - 12 M. Lumbierres, M. Moreno-Mañas and A. Vallribera, Addition of Perfluorooctyl Iodide to Alkenes. Catalysis by Triphenylphosphine, *Tetrahedron*, 2002, **58**, 4061.
 - 13 L. Helmecke, M. Spittler, K. Baumgarten and C. Czekelius, Metal-Free Activation of C-I Bonds and Perfluoroalkylation of Alkenes with Visible Light Using Phosphine Catalysts, *Org. Lett.*, 2019, **21**, 7823.
 - 14 L. Zhao, Y. Huang, Z. Wang, E. Zhu, T. Mao, J. Jia, J. Gu, X. F. Li and C. Y. He, Organophosphine-Catalyzed Difluoroalkylation of Alkenes, *Org. Lett.*, 2019, **21**, 6705.
 - 15 R. C. Larock, *Comprehensive Organic Transformations*, Wiley-VCH, New York, 2nd edn, 1999, pp. 49–52.
 - 16 L. Zhang and M. Koreeda, Radical Deoxygenation of Hydroxyl Groups via Phosphites, *J. Am. Chem. Soc.*, 2004, **126**, 13190.
 - 17 P. A. Lartey, H. N. Nellans, R. Faghiih, A. Petersen, C. M. Edwards, L. Freiberg, S. Quigley, K. Marsh, L. L. Klein and J. J. Plattner, Synthesis of 4''-Deoxy Motilides: Identification of a Potent and Orally Active Prokinetic Drug Candidate, *J. Med. Chem.*, 1995, **38**, 1793.
 - 18 P. A. Jordan and S. J. Miller, An Approach to the Site-Selective Deoxygenation of Hydroxy Groups Based on Catalytic Phosphoramidite Transfer, *Angew. Chem., Int. Ed.*, 2012, **51**, 2907.
 - 19 P. Yu, S. C. Zheng, N. Y. Yang, B. Tan and X. Y. Liu, Phosphine-Catalyzed Remote β -C-H Functionalization of Amines Triggered by Trifluoromethylation of Alkenes: One-Pot Synthesis of Bistrifluoromethylated Enamides and Oxazoles, *Angew. Chem., Int. Ed.*, 2015, **54**, 4041.
 - 20 S. Yasui, M. Fujii, C. Kawano, Y. Nishimura and A. Ohno, Dediazonation of Arenediazonium Salt with Trivalent Phosphorus Compounds by One-electron Transfer Mechanism, *Tetrahedron Lett.*, 1991, **32**, 5601.
 - 21 S. Yasui, M. Fujii, C. Kawano, Y. Nishimura, K. Shioji and A. Ohno, Mechanism of Dediazonation of Arenediazonium Salts with Triphenylphosphine and Trialkyl Phosphites. Generation of Cation Radicals from Trivalent Phosphorus Compounds and Their Reactions, *J. Chem. Soc., Perkin Trans. 2*, 1994, 177.
 - 22 S. Yasui, K. Shioji and A. Ohno, Reaction of a Cation Radical Generated from Trivalent Phosphorus Compound through Single-electron Transfer to Arenediazonium Salt, *Tetrahedron Lett.*, 1994, **35**, 2695.
 - 23 S. Yasui, K. Shioji, M. Tsujimoto and A. Ohno, Reactivity of Cation Radicals Generated from Trivalent-phosphorus Compounds in the Reaction with Methylviologen: Kinetic Analysis, *Chem. Lett.*, 1995, 783.
 - 24 S. Yasui, K. Shioji, M. Tsujimoto and A. Ohno, Kinetic Study on the Reaction of Tributylphosphine with Methylviologen. Reactivity of the Phosphine Radical Cation Intermediate towards Nucleophiles, *J. Chem. Soc., Perkin Trans. 2*, 1999, 855.
 - 25 (a) O. Mitsunobu, The Use of Diethyl Azodicarboxylate and Triphenylphosphine in Synthesis and Transformation of Natural Products, *Synthesis*, 1981, **1**; (b) D. L. Hughes, The Mitsunobu Reaction, *Org. React.*, 1992, **42**, 335.
 - 26 (a) D. C. Morrison, Reactions of Alkyl Phosphites with Diethyl Azodicarboxylate, *J. Org. Chem.*, 1958, **23**, 1072; (b) E. Brunn and R. Huisgen, Structure and Reactivity of the Betaine derived from Triphenylphosphine and Dimethyl Azodicarboxylate, *Angew. Chem., Int. Ed. Engl.*, 1969, **8**, 513; (c) D. Crich, H. Dyker and R. J. Harris, Some Observations on the Mechanism of the Mitsunobu Reaction, *J. Org. Chem.*, 1989, **54**, 257.
 - 27 D. Camp and I. D. Jenkins, The Mechanism of the Mitsunobu Esterification Reaction. Part I. The Involvement

- of Phosphoranes and Oxyphosphonium Salts, *J. Org. Chem.*, 1989, **54**, 3045.
- 28 K. Kato and O. Mitsunobu, Oxidation of Mercaptans with Diethyl Azodicarboxylate and Trivalent Phosphorus Compounds, *J. Org. Chem.*, 1970, **35**, 4227.
- 29 D. Camp, G. R. Hanson and I. D. Jenkins, Formation of Radicals in the Mitsunobu Reaction, *J. Org. Chem.*, 1995, **60**, 2977.
- 30 S. W. Lardy and V. A. Schmidt, Intermolecular Radical Mediated Anti-Markovnikov Alkene Hydroamination Using N-Hydroxyphthalimide, *J. Am. Chem. Soc.*, 2018, **140**, 12318.
- 31 (a) A. Horsfield, J. R. Morton and D. H. Whiffen, Electron Spin Resonance and Structure of the Ionic Radical, PO_3^- , *Mol. Phys.*, 1961, **4**, 475; (b) J. K. Kochi and P. J. Krusic, Displacement of Alkyl Groups from Organophosphorus Compounds Studied by Electron Spin Resonance, *J. Am. Chem. Soc.*, 1969, **91**, 3944; (c) M. C. R. Symons, Unstable Intermediates. LXXV. Electron Spin Resonance Studies of the Effect of Environment upon the Hyperfine Parameters for PO_3^{2-} and NO_3^{2-} , *J. Chem. Soc. A*, 1970, 1998; (d) A. G. Davies, D. Griller and B. P. Roberts, ESR Study of the Oxidation of Triethyl Phosphite by tert-Butoxy Radicals, *Angew. Chem., Int. Ed. Engl.*, 1970, **10**, 738; (e) M. C. R. Symons, Nonempirical LCAO-MO-SCF Studies of the Group IIA Dihalides Beryllium Fluoride, Magnesium Fluoride, and Calcium Fluoride, *J. Chem. Phys.*, 1970, **58**, 857; (f) A. Begum and M. C. R. Symons, Unstable Intermediates. XCV. Electron Spin Resonance Spectra Assigned to the Radicals POCl_3^- , POCl_2 , PO_2Cl_2 , PCl_2 , and PCl_4 in γ -Irradiated Phosphoryl Chloride, Phosphorus Trichloride, and Phosphorus Pentachloride, *J. Chem. Soc. A*, 1971, 2065; (g) M. C. R. Symons, Electron Spin Resonance Spectrum of Radicals in γ -Irradiated Trimethyl Phosphite: $\text{P}(\text{OMe})_4$, $\text{HP}(\text{OMe})_3$, $\text{P}(\text{OMe})_2$, $(\text{MeO})_3\text{P-P}(\text{OMe})_3^+$, and $\text{H}_2\text{COP}(\text{OMe})_2$, *Mol. Phys.*, 1972, **24**, 885; (h) A. G. Davies, D. Griller and B. P. Roberts, Electron Spin Resonance Study of Dialkoxyposphonyl Radicals, $(\text{RO})_2\text{PO}$, *J. Am. Chem. Soc.*, 1972, **94**, 1782; (i) I. S. Ginns, S. P. Mishra and M. C. R. Symons, Unstable Intermediates. CXXXVI. Survey of the Magnetic Properties of $\text{PL}_3\text{-PL}_4$ Radicals. The Radicals $\text{P}(\text{OH})_3$, $\text{As}(\text{OH})_4$, and $(\text{MeO})_3\text{PO}^-$, *J. Chem. Soc., Dalton Trans.*, 1973, 2509; (j) B. W. Fullam, S. P. Mishra and M. C. R. Symons, Unstable Intermediates. CXLIX. Electron Spin Resonance Study of Phosphinyl Radicals Formed by Solid-state Radiolysis, *J. Chem. Soc., Dalton Trans.*, 1974, 2145; (k) D. Griller, B. P. Roberts, A. G. Davies and K. U. Ingold, Kinetic Applications of Electron Paramagnetic Resonance Spectroscopy. XII. Self-reactions of Some Phosphorus Centered Radicals, *J. Am. Chem. Soc.*, 1974, **96**, 554.
- 32 (a) B. W. Fullman and M. C. R. Symons, Radiation Mechanisms. II. Electron, Spin Resonance Studies of the Mechanism of Radiation Processes in Trivalent Phosphorus Derivatives, *J. Chem. Soc., Dalton Trans.*, 1975, 861; (b) C. M. L. Kerr, K. Webster and F. Williams, Electron Spin Resonance Studies of γ -Irradiated Phosphite and Phosphate Esters. Identification of Phosphinyl, Phosphonyl, Phosphoranyl, and Phosphine Dimer Cation Radicals, *J. Phys. Chem.*, 1975, **79**, 2650.
- 33 R. S. Davidson, The Chemistry of Exited Complexes: a Survey of Reactions, *Adv. Phys. Chem.*, 1983, **19**, 1.
- 34 (a) D. R. Arnold, P. C. Wong, A. J. Maroulis and T. S. Cameron, Radical Ions in Photochemistry. 12. The Photoaddition of Olefins to Cyano Aromatic Compounds in Polar Solvents, *Pure Appl. Chem.*, 1980, **52**, 2609; (b) F. Z. Ronald, L. Steven and D. J. Zui, Photoluminescence of Phosphine Complexes of d^{10} Metals, *J. Chem. Soc., Chem. Commun.*, 1970, 1124.
- 35 G. Pandey, D. Pooranchand and U. T. Bhalerao, Photoinduced Single Electron Transfer Activation of Organophosphines: Nucleophilic Trapping of Phosphine Radical Cation, *Tetrahedron*, 1991, **47**, 1745.
- 36 (a) D. Rehm and A. Weller, Kinetics of Fluorescence Quenching by Electron and Hydrogen-atom Transfer, *Isr. J. Chem.*, 1970, **8**, 259; (b) A. P. Darmanyan, Experimental Study of Singlet-triplet Energy Transfer in Liquid Solutions, *Chem. Phys. Lett.*, 1984, **110**, 89.
- 37 S. Ganapathy, K. P. Dockery, A. E. Sopchik and W. G. Bentrude, Photoinduced Single Electron Transfer Initiated Rearrangements of 2-Phenylallyl Phosphites, *J. Am. Chem. Soc.*, 1993, **115**, 8863.
- 38 S. Yasui and A. Ohno, The Photoreduction of 10-Methylacridinium Ion by Triphenylphosphine through One-electron Transfer Mechanism, *Tetrahedron Lett.*, 1991, **32**, 1047.
- 39 S. Yasui, K. Shioji, M. Yoshihara, T. Maeshima and A. Ohno, The Thermal- and Photo-reactions of a Diphenylphosphinite Ester with 10-Methylacridinium Iodide. Discrimination between Polar and Single Electron Transfer Processes, *Tetrahedron Lett.*, 1992, **33**, 7189.
- 40 S. Yasui, K. Shioji, A. Ohno and M. Yoshihara, Reactivity of Phosphorus-Centered Radicals Generated during the Photoreaction of Diphenylphosphinous Acid with 10-Methylacridinium Salt, *J. Org. Chem.*, 1995, **60**, 2099.
- 41 M. Ochiai, K. Sumi, Y. Nagao and E. Fujita, Vinylodonium Salts: Their Stereospecific Synthesis and Reactions as the Activated Vinyl Halides, *Tetrahedron Lett.*, 1985, **26**, 2351.
- 42 M. Ochiai, M. Kunishim, Y. Nagao, K. Fuji and E. Fujita, sp-Carbon-iodine Bond Cleavage of Alkynyl(phenyl)iodonium Salts. Novel Synthesis of (Alkylethynyl)triphenylphosphonium Salts, *J. Chem. Soc., Chem. Commun.*, 1987, 1708.
- 43 M. C. R. Symons and R. L. Petersen, Halide Ion Capture by Radicals. Electron Spin Resonance Spectra of $\text{R}_3\text{P}^{\cdot-}\text{-hal}$ and $\text{R}_2\text{S}^{\cdot-}\text{-hal}$ σ^* Radicals, *J. Chem. Soc., Faraday Trans. 2*, 1979, **75**, 210.
- 44 (a) J. Twilton, C. Le, P. Zhang, M. H. Shaw, R. W. Evans and D. W. C. MacMillan, The Merger of Transition Metal and Photocatalysis, *Nat. Rev. Chem.*, 2017, **1**, 0052; (b) *Visible Light Photocatalysis in Organic Chemistry*, ed. C. R. J. Stephenson, T. P. Yoon and D. W. C. MacMillan, Wiley, 2018.

- 45 (a) C. K. Prier, D. A. Rankic and D. W. C. MacMillan, Visible Light Photoredox Catalysis with Transition Metal Complexes: Applications in Organic Synthesis, *Chem. Rev.*, 2013, **113**, 5322; (b) J. C. Tellis, D. N. Pimer and G. A. Molander, Single-Electron Transmetalation in Organoboron Cross-coupling by Photoredox/nickel Dual Catalysis, *Science*, 2014, **345**, 433; (c) C. P. Johnston, R. T. Smith, S. Allmendinger and D. W. C. MacMillan, Metallaphotoredox-catalysed sp^3 - sp^3 Cross-coupling of Carboxylic Acids with Alkyl Halides, *Nature*, 2016, **536**, 322; (d) E. R. Welin, C. Le, D. M. Arias-Rotondo, J. K. McCusker and D. W. C. MacMillan, Photosensitized, Energy Transfer-mediated Organometallic Catalysis through Electronically Excited Nickel(II), *Science*, 2017, **355**, 380; (e) C. Le, Y. Liang, R. W. Evans, X. Li and D. W. C. MacMillan, Selective sp^3 C-H Alkylation via Polarity-match-based Cross-coupling, *Nature*, 2017, **547**, 79.
- 46 N. A. Romero and D. A. Nicewicz, Organic Photoredox Catalysis, *Chem. Rev.*, 2016, **116**, 10075.
- 47 M. C. Fu, R. Shang, B. Zhao, B. Wang and Y. Fu, Photocatalytic Decarboxylative Alkylations Mediated by Triphenylphosphine and Sodium Iodide, *Science*, 2019, **363**, 1429.
- 48 M. Zhang, J. Xie and C. Zhu, A General Deoxygenation Approach for Synthesis of Ketones from Aromatic Carboxylic Acids and Alkenes, *Nat. Commun.*, 2018, **9**, 3517.
- 49 E. E. Stache, A. B. Ertel, T. Rovis and A. G. Doyle, Generation of Phosphoranyl Radicals via Photoredox Catalysis Enables Voltage-Independent Activation of Strong C–O Bonds, *ACS Catal.*, 2018, **8**, 11134.
- 50 M. Zhang, X. A. Yuan, C. Zhu and J. Xie, Deoxygenative Deuteration of Carboxylic Acids with D_2O , *Angew. Chem., Int. Ed.*, 2019, **58**, 312.
- 51 Y. Q. Guo, R. Wang, H. Song, Y. Liu and Q. Wang, Visible-Light-Induced Deoxygenation/Defluorination Protocol for Synthesis of γ,γ -Difluoroallylic Ketones, *Org. Lett.*, 2020, **22**, 709.
- 52 P.-J. Xia, Z.-P. Ye, Y.-Z. Hu, D. Song, H.-Y. Xiang, X.-Q. Chen and H. Yang, Photocatalytic, Phosphoranyl Radical-Mediated N–O Cleavage of Strained Cycloketone Oximes, *Org. Lett.*, 2019, **21**, 2658.
- 53 Y. Ouyang, X. H. Xu and F. L. Qing, Hydrotrifluoromethylthiolation of Unactivated Alkenes and Alkynes with Trifluoromethanesulfonic Anhydride through Deoxygenative Reduction and Photoredox Radical Processes, *Angew. Chem., Int. Ed.*, 2019, **58**, 18508.
- 54 A. K. Clarke, A. Parkin, R. J. K. Taylor, W. P. Unsworth and J. A. Rossi-Ashton, Photocatalytic Deoxygenation of Sulfoxides Using Visible Light: Mechanistic Investigations and Synthetic Applications, *ACS Catal.*, 2020, **10**, 5814.
- 55 F. Denes, M. Pichowicz, G. Povie and P. Renaud, Thiyl Radicals in Organic Synthesis, *Chem. Rev.*, 2014, **114**, 2587.
- 56 L. Zhang, X. Si, Y. Yang, S. Witzel, K. Sekine, M. Rudolph, F. Rominger and A. S. K. Hashmi, Reductive C–C Coupling by Desulfurizing Gold-Catalyzed Photoreactions, *ACS Catal.*, 2019, **9**, 6118.
- 57 J. Zhang and M. Zhang, Harnessing Thiol as a Benzyl Reagent for Photocatalytic Reductive Benzylation of Imines, *Org. Lett.*, 2020, **22**, 2112.
- 58 (a) W. B. Gara and B. P. Roberts, Electrochemical Generation of the Radical Cations $[X_3PPX_3]^+$, *J. Chem. Soc., Chem. Commun.*, 1975, 949; (b) W. B. Gara and B. P. Robert, An Electron Spin Resonance Study of the Electrochemical Oxidation of Phosphorus(III) Compounds, *J. Chem. Soc., Perkin Trans. 2*, 1978, 150.
- 59 (a) D. Griller and K. U. Ingold, Persistent Carbon-centered Radicals, *Acc. Chem. Res.*, 1976, **9**, 13; (b) D. Griller and K. U. Ingold, Electron Paramagnetic Resonance and the Art of Physical-organic Chemistry, *Acc. Chem. Res.*, 1980, **13**, 193; (c) A. V. Il'Yasov, Y. M. Kargin, E. V. Nikitin, A. A. Vafina, G. V. Romanov, O. V. Parakin, A. A. Kazakova and A. N. Pudovik, Tris(2,4,6-trimethylphenyl)phosphine and Arsine Radical Cations, *Phosphorus Sulfur Relat. Elem.*, 1980, **8**, 259; (d) M. Culcasi, G. Gronchi and P. Tordo, Oxidation of Triarylphosphines, Tetraaryldiphosphine and Cyclopolyphosphines. Electrochemical and ESR studies, *Phosphorus Sulfur Relat. Elem.*, 1987, **30**, 511.
- 60 M. Culcasi, Y. Berchadsky, G. Gronchi and P. Tordo, Anodic Behavior of Crowded Triarylphosphines. ESR Study of Triarylphosphoniumyl Radicals, Ar_3P^+ , *J. Org. Chem.*, 1991, **56**, 3537.
- 61 H. Ohmori, K. Sakai, N. Nagai, Y. Mizuki and M. Masui, Reaction of Electrochemically Generated Triphenylphosphine Radical Cation with Amides and Ureas, *Chem. Pharm. Bull.*, 1985, **33**, 373.
- 62 H. Ohmori, T. Takanami and M. Masui, Reaction of Triphenylphosphine Radical Cation with Cycloalkenes: Electrochemical One-step Preparation of 1-Cycloalkenyltriphenylphosphonium Salts, *Tetrahedron Lett.*, 1985, **26**, 2199.