

Dalton Transactions

Accepted Manuscript



This is an *Accepted Manuscript*, which has been through the Royal Society of Chemistry peer review process and has been accepted for publication.

Accepted Manuscripts are published online shortly after acceptance, before technical editing, formatting and proof reading. Using this free service, authors can make their results available to the community, in citable form, before we publish the edited article. We will replace this *Accepted Manuscript* with the edited and formatted *Advance Article* as soon as it is available.

You can find more information about *Accepted Manuscripts* in the [Information for Authors](#).

Please note that technical editing may introduce minor changes to the text and/or graphics, which may alter content. The journal's standard [Terms & Conditions](#) and the [Ethical guidelines](#) still apply. In no event shall the Royal Society of Chemistry be held responsible for any errors or omissions in this *Accepted Manuscript* or any consequences arising from the use of any information it contains.

**Resolution of P-stereogenic P-heterocycles via the formation of
diastereomeric molecular and coordination complexes
(a review)**

Péter Bagi,^{a,*} Viktória Ujj,^b Mátyás Czugler,^a Elemér Fogassy,^a György Keglevich^{a,*}

^a *Department of Organic Chemistry and Technology, Budapest University of Technology and
Economics, 1521 Budapest, Hungary*

^b *ComInnex Inc., Záhony u. 1031 Budapest, Hungary*

Received 4 August 2015, revised 5 October 2015

ABSTRACT

TADDOL derivatives and the Ca²⁺-salts of tartaric acid derivatives were found to be versatile and generally applicable resolving agents for the preparation of the enantiomers of P-stereogenic heterocyclic phosphine oxides and phosphinates via the formation of the corresponding diastereomeric molecular and coordination complexes. A few of the diastereomeric intermediates were characterized by single crystal X-ray crystallography to get insights into the binding mode of the corresponding heterocyclic phosphine oxide (“guest”) and the resolving agent (“host”) and to study the underlying phenomenon of the enantiomeric recognition.

Keywords:

Cyclic phosphine oxides, phosphinates, optical resolution, molecular complexes, coordination complexes, enantiomers, P-chirality

* Corresponding author. Tel.: +36 1 4631111/5883; fax: +36 1 4633648.
E-mail address: gkeglevich@mail.bme.hu (G. Keglevich).

Contents

1. Introduction

2. The optical resolution of *P*-heterocycles (**1-8**)

2.1. Optical resolution of five- and six-membered *P*-heterocycles (**1-8**) with TADDOL derivatives [(-)-**9** and (-)-**10**]

2.1.1. Resolution of 1-aryl- and 1-alkyl-3-methyl-3-phospholene 1-oxides (**1a-j**) with TADDOL [(-)-**9**]

2.1.2. Resolution of 1-alkoxy-3-methyl-3-phospholene 1-oxides (**4a-d**) with TADDOL [(-)-**9**]

2.1.3. Resolution of 1-aryl- and 1-alkyl-3-methyl-3-phospholene 1-oxides (**1a-j**) with spiro-TADDOL [(-)-**10**]

2.1.4. Solvent dependent resolution of 1-aryl- and 1-alkyl-3-methyl-3-phospholene 1-oxides (**1a-j**) with spiro-TADDOL [(-)-**10**]

2.1.5. Resolution of 1-alkoxy-3-methyl-3-phospholene 1-oxides (**4a-d**) with spiro-TADDOL [(-)-**10**]

2.1.6. Resolution of a 3-methyl-2-phospholene oxide (**2**), a 3-methyl-3-phospholene sulfide (**3**), six-membered *P*-heterocyclic phosphine oxides (**5-7**) and a six-membered phosphoramidate (**8**) with TADDOL derivatives [(-)-**9** and (-)-**10**]

2.2. Optical resolution of five- and six-membered *P*-heterocycles (**1-8**) with the calcium salts of tartaric acid derivatives

2.2.1. Resolution of 1-aryl- and 1-alkyl-3-methyl-3-phospholene 1-oxides (**1a-j**) with calcium hydrogen *O,O'*-dibenzoyl-(2*R*,3*R*)-tartrate [(-)-**11**]

2.2.2. Resolution of 1-aryl- and 1-alkyl-3-methyl-3-phospholene 1-oxides (**1a-j**) with calcium hydrogen *O,O'*-di-*p*-toluoyl-(2*R*,3*R*)-tartrate [(-)-**12**]

2.2.3. Resolution of 1-alkoxy-3-methyl-3-phospholene 1-oxides (**4a-c**) with calcium hydrogen *O,O'*-dibenzoyl- and di-*p*-toluoyl-(2*R*,3*R*)-tartrate [(-)-**11** and (-)-**12**]

2.2.4. Resolution of six-membered *P*-heterocyclic phosphine oxides and a phosphoramidate (**5**, **7** and **8**) with calcium hydrogen *O,O'*-dibenzoyl- and di-*p*-toluoyl-(2*R*,3*R*)-tartrate [(-)-**11** and (-)-**12**]

2.3. X-Ray analysis of the diastomeric complexes

1. Introduction

Optically active organophosphorus compounds are of great importance in organic syntheses.¹ An important application is the use of chiral P(III) derivatives (phosphorous, phosphonous and phosphinous esters/amides and especially phosphines) as P-ligands in transition metal complexes which are potential catalysts in enantioselective homogeneous catalytic transformations, such as hydrogenation or hydroformylation.²⁻⁵ Within chiral organophosphorus compounds, the species bearing P-stereogenic center(s) are of special interest.⁶⁻¹⁰

P-stereogenic organophosphorus compounds cannot be found in the natural pool of chirality in optically active form, thus resolution and asymmetric synthesis remain the primary sources for the preparation of such compounds.^{9,11} Despite the wide variety of asymmetric syntheses,¹²⁻²¹ the resolution of racemic P-compounds is still a well-established way for the preparation of the corresponding optically active organophosphorus compounds.^{9,11,21,22} In the following few paragraphs, selected examples are shown for the preparation of optically active P-stereogenic heterocycles via the formation of diastereomers. The systematization of the optical resolution of the acyclic derivatives was not our aim, as this was covered by the review of *Pietrusiewicz* and *Zablocka*, as well as by the book of *Grabulosa*.^{9,11}

One of the first examples for the preparation of optically active P-heterocycles via the formation of covalent diastereomer was described by *Campbell* and *Way*. They prepared diastereomeric amides by the reaction of an optically active dibenzophosphole oxide bearing a carboxyl functional group with 1-phenylethylamine.²³ *Mathey et. al.* reported the synthesis of 1-phosphanorbornadiene-2-carboxaldehydes which were resolved via the corresponding diastereomeric acetals formed with (*S,S*)-1,2-diphenylethane-1,2-diol.²⁴

Tang and his co-workers elaborated the resolution of *t*-butyl-hydroxy-benzodihydrooxaphosphole oxide by reacting the racemate with menthyl chloroformate. The

separation of the covalent diastereomers followed by hydrolysis afforded the enantiomerically pure *t*-butyl-hydroxy-benzodihydrooxaphosphole oxide.^{25,26} *Pietrusiewicz et al.* reported the oxidative resolution of phenylhexahydrocyclopenta[b]phosphole with menthyl bromoacetate. The corresponding enantiopure phenylhexahydrocyclopenta[b]phosphole oxide was obtained after the purification and hydrolysis of the corresponding diastereomeric phosphonium salt.^{11,27}

The resolution of P-stereogenic compounds may be elaborated via the formation of diastereomeric salts if the corresponding organophosphorus compound is a phosphonium salt or it contains an acidic or basic functional group. *Ostrogovich and Kerek* elaborated the resolution of 1-(4-diethylaminophenyl)-2-phospholene oxide by forming diastereomeric salts with camphorsulfonic acid.²⁸ *Kobayashi et al.* described the optically active borane complex of 1-phenylphospholane-2-carboxylic acid prepared via optical resolution applying quinine.²⁹ For the preparation of optically active phosphonium salts, the silver salt of dibenzoyl-tartaric acid, camphorsulfonic acid or menthoxy-acetic acid found wide-spread application. Using these resolving agents, the resolution of a few P-stereogenic phosphonium salts bearing heterocyclic moiety was elaborated (Fig. 1).³⁰⁻³⁵

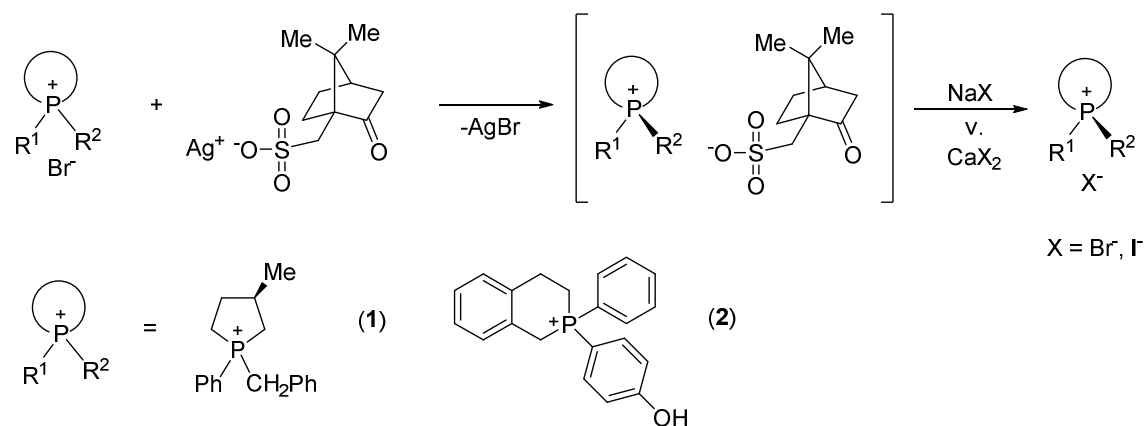


Fig. 1 Resolution of P-heterocyclic phosphonium salts using the silver salt of camphorsulfonic acid

Organophosphorus compounds having neither acidic nor basic functional groups may be resolved via the formation of diastereomeric molecular complexes. *O,O'*-Dibenzoyl-(2*R*,3*R*)-tartaric acid was suitable for the preparation of optically active phosphine oxides,³⁶⁻⁴³ among which a few P-heterocyclic and P-stereogenic examples can be found, such as 1-phenyl-2-phospholene oxide,¹¹ DuanPhos oxide⁴⁴ and a *bis*-benzophosphetane oxide (Fig. 2).⁴⁵

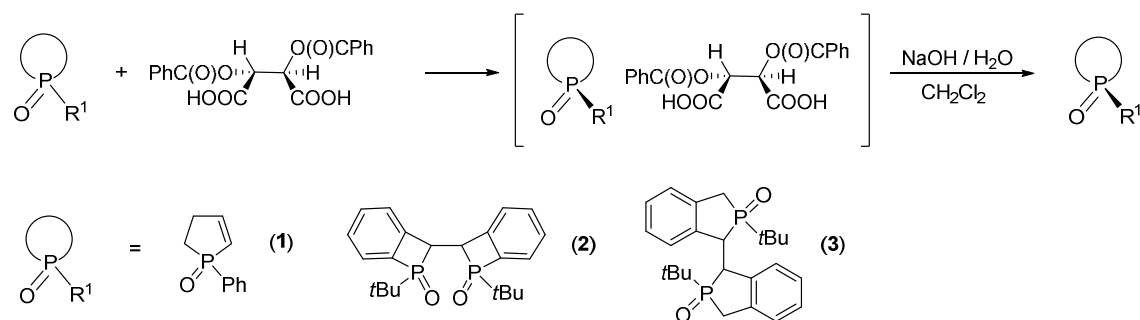


Fig. 2 Resolution of P-heterocyclic phosphine oxides using *O,O'*-dibenzoyl-(2*R*,3*R*)-tartaric acid

Exploiting the coordination ability of phosphines to transition metals, the palladium complex of phenylethylamine or naphthylethylamine was a generally applicable resolving agent for P-stereogenic phosphines via the formation of the corresponding diastereomeric coordination complex. In this manner several mono- or bis-P-heterocyclic phosphines could be separated into their enantiomers (Fig. 3).⁴⁶⁻⁵⁴

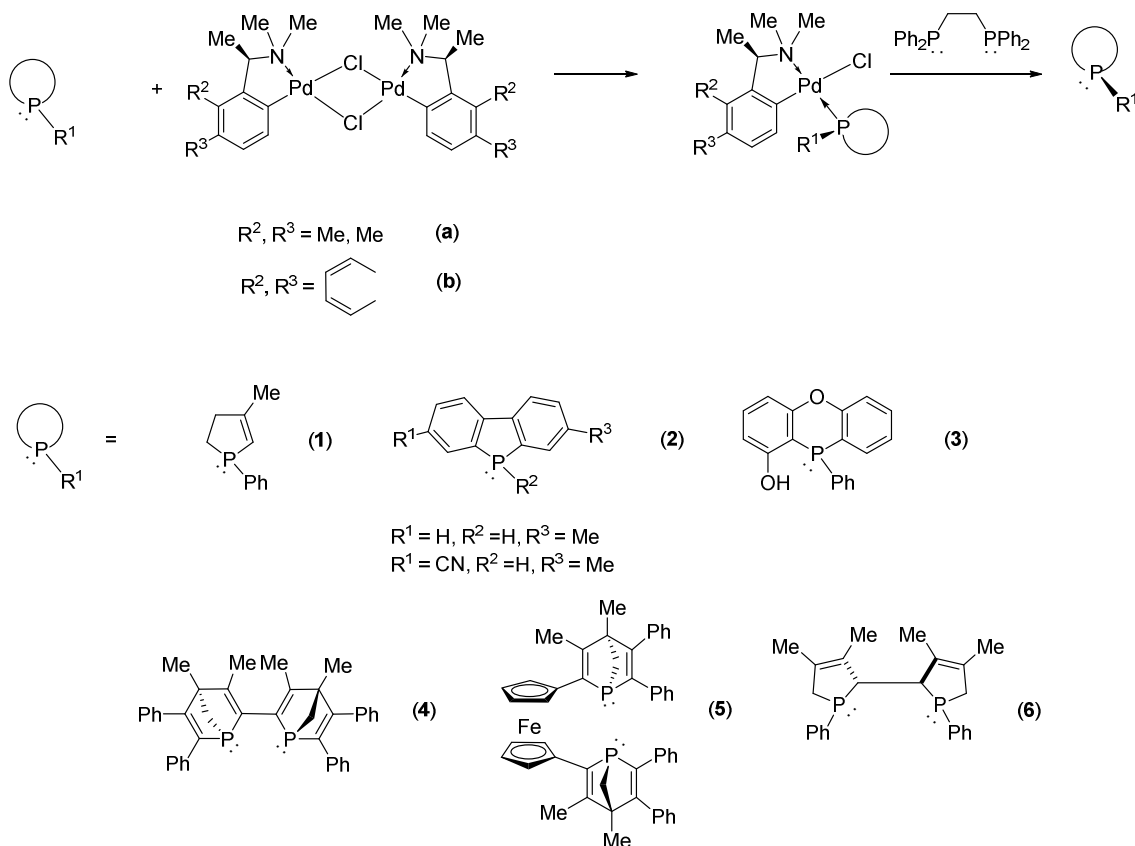


Fig. 3 Resolution of P-heterocyclic phosphines using the palladium complex of phenylethylamine or naphthylethylamine

Herein, our aim was to summarize the results obtained in the field of the resolution methods developed in our research group for the preparation of optically active five- and six-membered P-heterocyclic phosphine oxides, phosphinates and a few other derivatives (**1-8**) applying TADDOL derivatives [(**-**)-**9** and (**-**)-**10**] or the Ca^{2+} -salts of tartaric acid derivatives [(**-**)-**11** and (**-**)-**12**] as the resolving agents (Fig. 4).

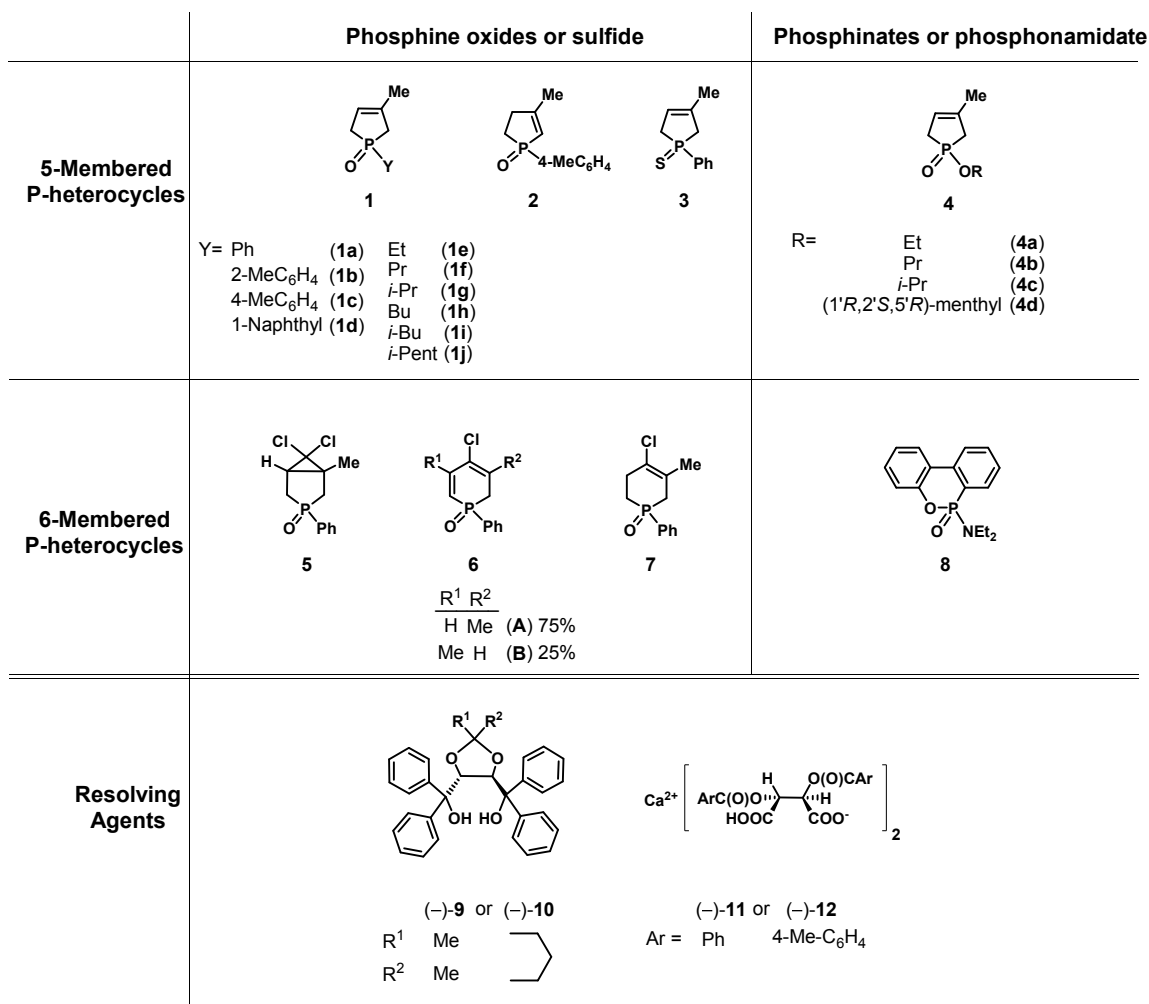


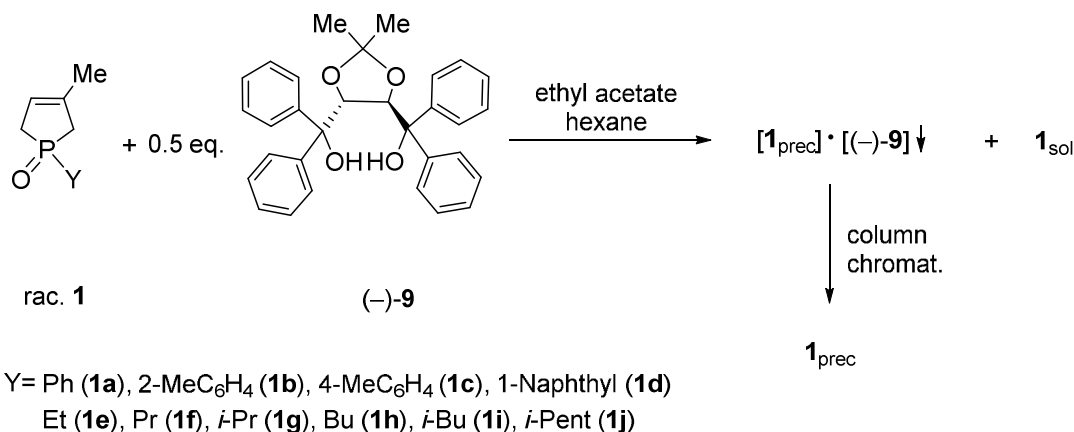
Fig. 4 The racemic compounds (1-8) and the resolving agents [(-)-9-(-)-12] included in this review

2. The optical resolution of *P*-heterocycles

2.1. Optical resolution of five- and six-membered *P*-heterocycles (1-8) with TADDOL derivatives [(-)-9 and (-)-10]

2.1.1. Resolution of 1-aryl- and 1-alkyl-3-methyl-3-phospholene 1-oxides (1a-j) with TADDOL [(-)-9]

First, our aim was to elaborate the enantiomeric separation of 1-aryl- and 1-alkyl-3-methyl-3-phospholene 1-oxides (**1a-j**). As the cyclic phosphine oxides (**1a-j**) have neither acidic nor basic functional groups, we anticipated that resolution methods based on the formation of diastereomeric molecular complexes were worth trying. In the initial screening study of the resolving agents, TADDOL [(–)-**9**] and spiro-TADDOL [(–)-**10**] seemed to be promising for the enantiomeric separation of racemic 3-phospholene oxides **1a-j**. Previously, TADDOL derivatives [(–)-**9** and (–)-**10**] were found to be excellent chiral host molecules in the resolution of racemates containing *H*-acceptor functional groups. To the best of our knowledge, this was the first case, when the TADDOL derivatives [(–)-**9** and (–)-**10**] were used as the resolving agents to prepare the enantiomers of P-stereogenic phosphine oxides.⁵⁵ It was the first breakthrough, when the TADDOL (–)-**9** was applied in the resolution of 1-aryl- and alkyl-3-methyl-3-phospholene 1-oxide (**1a-j**).⁵⁶ According to our resolution method (Scheme 1), the racemic phospholene oxide (**1a-j**) and half equivalent of TADDOL [(–)-**9**] were dissolved in ethyl acetate. Hexane was then added to the solution to promote the precipitation of the corresponding diastereomeric molecular associates. It was found that the maximum resolving capability could be obtained by using the “half equivalent method”.⁵⁷⁻⁶⁰ The diastereomeric complexes formed were purified further generally by two recrystallizations, and the 3-phospholene oxide (**1a-j**) enantiomers were then recovered from the corresponding diastereomers by flash column chromatography (Scheme 1). In all instances, the enantiomeric purity of the given enantiomeric mixtures was determined by HPLC or GC on chiral stationary phases. The results selected are summarized in Table 1.



Scheme 1 General protocol for the resolution of 1-aryl- and 1-alkyl-3-methyl-3-phospholene 1-oxides (**1a-j**) with TADDOL [(-)-**9**]

Table 1. Resolution of 1-aryl- and 1-alkyl-3-methyl-3-phospholene 1-oxides (**1a-j**) with 0.5 equiv of TADDOL [(-)-**9**] in a mixture of ethyl acetate and hexane

Entry	Y	Diastereomeric complex	ee ^a (%)	Yield ^{a,b} (%)	S ^{a,c} (-)	Abs. config. ^d	Ref
1	Ph (1a)	(1a) · [(-)- 9]	97	44	0.43	(<i>S</i>)	56, 61
2	2-MeC ₆ H ₄ (1b)	(1b) · [(-)- 9]	57	49	0.28	(<i>S</i>)	61
3	4-MeC ₆ H ₄ (1c)	(1c) · [(-)- 9]	69	42	0.29	(<i>S</i>)	61
4	1-Naphthyl (1d)	(1d) · [(-)- 9]	70	42	0.29	(<i>S</i>)	61
5	Et (1e)	(1e) · [(-)- 9]	24	36	0.09	(<i>R</i>)	61
6	Pr (1f)	(1f) · [(-)- 9]	95	35	0.33	(<i>R</i>)	61
7	<i>i</i> -Pr (1g)	(1g) · [(-)- 9]	6	81	0.05	(<i>R</i>)	62
8 ^e	Bu (1h)	(1h) · [(-)- 9] ₂ [*]	74	23	0.17	(<i>S</i>)	63
9	<i>i</i> -Bu (1i)	(1i) · [(-)- 9]	35	14	0.05	(<i>R</i>)	64
10 ^f	<i>i</i> -Pent (1j)	(1j) ₃ · [(-)- 9] ₂ [*]	18	38	0.07	(<i>R</i>)	65

^a Enantiomeric excess, yield and resolving capability obtained after recrystallizations.

^b Based on the half of the racemate that is regarded to be 100% for each antipode.

^c Resolving capability, also known as the Fogassy parameter [$S = (\text{Yield}/100) \times (\text{ee}/100)$].⁶⁶

^d Determined by X-Ray crystallography or CD spectroscopy.

^e 1 equiv. of TADDOL [(-)-**9**] was used.

^f 0.33 equiv. of TADDOL [(-)-**9**] was used.

^{*} The composition of the diastereomer was different from that of the predominant associate shown in Scheme 1.

Applying TADDOL [(-)-**9**] as the resolving agent for the enantiomeric separation of 3-phospholene oxides (**1**), the corresponding enantiomeric excess values fell in the range of 6-97%, whereas the resolving capability values (*S*) were 0.05-0.43 (Table 1).

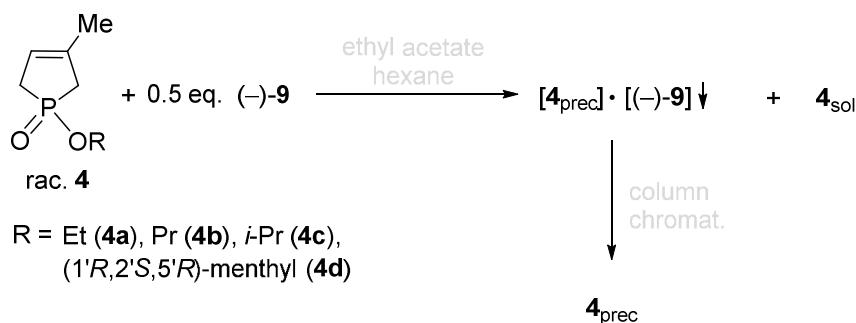
It was observed that the ethyl derivative (**1e**) could be resolved with a lower efficiency (*S*), than the propyl derivative (**1f**) (Compare Table 1, Entries 5 and 6). It was also found that the enantiomers of 3-phospholene oxides bearing a branched substituent (**1g**, **1i** and **1j**) could be prepared with lower resolving capability (*S*) than the derivatives having normal alkyl chain (**1e**, **1f** and **1h**) (Compare Table 1, Entries 7, 9 and 10 with 5, 6 and 8). On the one hand, these results revealed that an adequate length of the alkyl chain is necessary for the interactions being responsible for the enantiomeric recognition between the host [(–)-**9**] and the guest molecules (**1e-j**). On the other hand, the results also showed that the increasing steric bulk of the alkyl chain may hinder or weaken the non-bonding interactions between the corresponding 3-phospholene oxide (**1e-j**) and the TADDOL [(–)-**9**] molecule that leads to less efficient enantiomeric separation.

In case of phenyl-3-phospholene oxide (**1a**), it was observed that kinetic or thermodynamic effects did not affect significantly the resolving capability values obtained.⁶¹ It was found that the (*S*)-aryl-3-phospholene oxides (**1a-d**) could be prepared with TADDOL [(–)-**9**] (Table 1, Entries 1-4). However, among the alkyl derivatives (**1e-j**), the TADDOL [(–)-**9**] resolving agent preferred diastereomeric complex formation with the (*R*)-enantiomers in all but one instance, and the only exception was the butyl-3-phospholene oxide (**1h**) (Table 1, Entries 5-10). The ¹H NMR spectra of the corresponding diastereomers revealed that the ratio of the corresponding 3-phospholene oxide (**1a-g** and **1i**) and the TADDOL [(–)-**9**] was 1:1 in most instances (Table 1, Entries 1-7 and 9).

2.1.2. Resolution of 1-alkoxy-3-methyl-3-phospholene 1-oxides (**4a-d**) with TADDOL [(–)-**9**]

Beside the resolution of five-membered cyclic phosphine oxides (**1a-j**), TADDOL [(–)-**9**] was also suitable for the resolution of the corresponding phosphinate analogues, namely the

alkoxy-3-phospholene oxides (**4a-d**). The resolution experiments were carried out as it was described in *Section 2.1.1* (Scheme 2). The results selected are summarized in Table 2.



Scheme 2 General procedure for the resolution of 1-alkoxy-3-methyl-3-phospholene 1-oxides (**4a-d**) with TADDOL [(-)-9]

Table 2. Resolution of 1-alkoxy-3-methyl-3-phospholene 1-oxides (**4a-d**) with 0.5 equiv of TADDOL [(-)-9] in a mixture of ethyl acetate and hexane

Entry	R	Diastereomeric complex	ee ^a (%)	Yield ^{a,b} (%)	S ^{a,c} (-)	Abs. config. ^d	Ref
1	Et (4a)	(4a) · [(-)-9]	44	25	0.11	(<i>S</i>)	61
2	Pr (4b)	(4b) · [(-)-9]	>99	38	0.38	(<i>R</i>)	67
3	<i>i</i> -Pr (4c)	(4c) · [(-)-9]	>99	5	0.05	(<i>R</i>)	61
4	Men (4d)	(4d) · [(-)-9]	>99	25	0.25	(-) ^e	68

^{a-d} as in Table 1

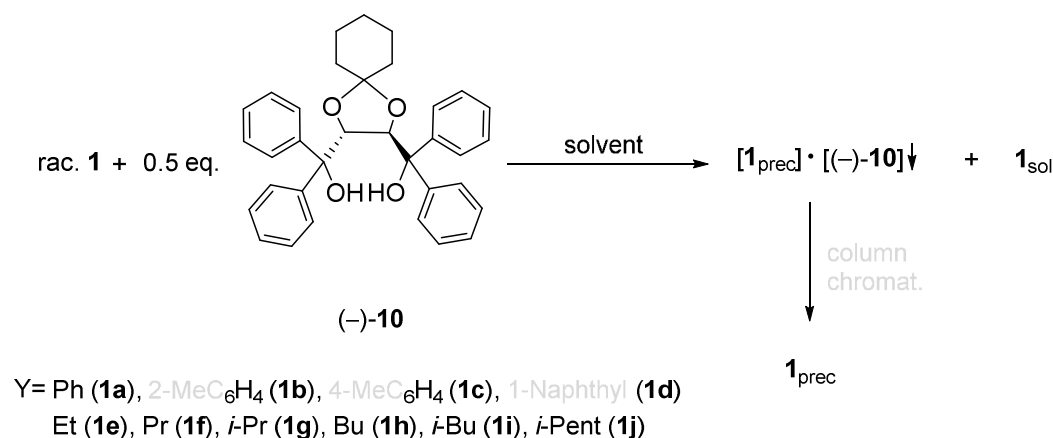
^e The sign of optical rotation. The absolute P-configuration was not determined.

The corresponding optically active alkoxy-3-phospholene oxides (**4a-d**) were prepared with an ee above 99% in three out of four instances (Table 2, Entries 2-4). Similarly to the results obtained in case of the alkyl derivatives (**1e-j**), it was observed that the length and the bulkiness of the alkoxy chain influenced the overall efficiency of the resolution (*S*). The enantiomeric excess and the resolving capability (*S*) values were lower in case of the ethoxy derivative (**4a**) than in that of the propoxy derivative (**4b**) (Table 2, Entries 1 and 2). The (*R*)-*i*-propoxy-3-methyl-3-phospholene oxide [(*R*)-**4c**] was prepared with lower resolving capability than the propoxy derivative (**4b**) despite the fact that the corresponding enantiomeric excess values were identical (Table 2, Entries 2 and 3).

Beside the phosphinates (**4a-c**) bearing only one asymmetric center, the 1:1 diastereomeric mixture of 1-[(1'*R*,2'*S*,5'*R*)-(-)-menthyloxy]-3-methyl-3-phospholene 1-oxide (**4d**) could also be separated using TADDOL [(-)-**9**], and the (-)-**4d** diastereomer was obtained with a diastereomeric purity above 99% (Table 2, Entry 4). Interestingly, the separation of the two diastereomers of **4d** was not successful under achiral conditions (*e.g.* column chromatography or crystallization).

2.1.3. Resolution of 1-aryl- and 1-alkyl-3-methyl-3-phospholene 1-oxides (**1a-j**) with spiro-TADDOL [(-)-**10**]

Inspired by the initial success obtained with TADDOL (-)-**9**, its analogue, the spiro-TADDOL [(-)-**10**] was also used in our studies to prepare the enantiomers of 1-aryl- and 1-alkyl-3-phospholene oxides (**1a-j**). In these instances, the resolution experiments were carried out as it was described for TADDOL [(-)-**9**], and the mixture of ethyl acetate and hexane was the solvent used in each study (Scheme 3). The results selected are summarized in Table 3.



Scheme 3 General route for the resolution of 1-aryl- and 1-alkyl-3-methyl-3-phospholene 1-oxides (**1a-j**) with spiro-TADDOL [(-)-**10**]

Table 3. Resolution of 1-aryl- and 1-alkyl-3-methyl-3-phospholene 1-oxides (**1a-j**) with 0.5 equiv. of spiro-TADDOL [(-)-**10**] in a mixture of ethyl acetate and hexane

Entry	Y	Diastereomeric complex	ee ^a (%)	Yield ^{a,b} (%)	S ^{a,c} (-)	Abs. config. ^d	Ref
1	Ph (1a)	(1a) · [(-)- 10]	>99	29	0.29	(S)	56, 61
2	2-MeC ₆ H ₄ (1b)	(1b) · [(-)- 10]	>99	41	0.41	(S)	61
3	4-MeC ₆ H ₄ (1c)	(1c) · [(-)- 10]	>99	30	0.30	(S)	61
4	1-Naphthyl (1d)	(1d) · [(-)- 10]	>99	55	0.55	(S)	61
5	Et (1e)	(1e) · [(-)- 10]	58	45	0.26	(R)	61
6 ^e	Pr (1f)	(1f) · [(-)- 10] ₂ [*]	89	30	0.27	(S)	61
7	<i>i</i> -Pr (1g)	(1g) · [(-)- 10]	64	60	0.39	(R)	62
8 ^e	Bu (1h)	(1h) · [(-)- 10] ₂ [*]	95	52	0.49	(S)	63
9	<i>i</i> -Bu (1i)	(1i) · [(-)- 10]	25	39	0.10	(S)	64
10	<i>i</i> -Pent (1j)	(1j) ₂ · [(-)- 10]	Rac.	-	-	-	65

^{a-d} as in Table 1

^e 1 equiv. of spiro-TADDOL [(**-**)-**10**] was used.

^{*} The composition of the diastereomer was different from that of the predominant associate shown in Scheme 3.

In all but one instance, the spiro-TADDOL [(**-**)-**10**] was also found an applicable resolving agent for the preparation of optically active aryl- and alkyl-3-phospholene oxides (**1a-i**) with an ee of 25-99%, and resolving capability values of 0.10-0.55 (Table 3, Entries 1-9). The *i*-pentyl-3-phospholene oxide (**1j**) was the only five-membered P-heterocycle, where no enantiomeric discrimination could be observed (Table 3, Entry 10).

The direct comparison of the results obtained with TADDOL [(**-**)-**9**] or spiro-TADDOL [(**-**)-**10**] in a mixture of ethyl acetate and hexane shows that in almost all instances the application of spiro-TADDOL [(**-**)-**10**] resulted in better enantiomeric separation of the corresponding 3-phospholene oxide (**1a-i**) leading to higher resolving capability values (Compare Tables 1 and 3). Considering the resolving capability values, the phenyl- and the propyl-3-phospholene oxides (**1a** and **1f**) were the exceptions, where the application of the TADDOL [(**-**)-**9**] was more beneficial than that of the spiro-TADDOL [(**-**)-**10**] (Compare Table 1, Entry 1 with Table 3, Entry 1 and Table 1, Entry 6 with Table 3, Entry 6).

In all but three instances, the composition of the diastereomers was 1:1 [(**1**) · (**-**)-**10**] similarly to the results obtained with TADDOL [(**-**)-**9**] (Compare Tables 1 and 3). In case of the propyl-, butyl- and the *i*-pentyl-3-phospholene oxide (**1f**, **1h** and **1j**) the composition of the

diastereomer was different, as the given complex contained the corresponding 3-phospholene oxide (**1f**, **1h** or **1j**) and the spiro-TADDOL [(–)-**10**] in a ratio of 1:2 or 2:1 (Table 3, Entries 6, 8 and 10).

According to expectations, in most instances both TADDOL derivatives [(–)-**9** or (–)-**10**] preferred diastereomeric complex formation with the same enantiomer of the corresponding aryl- or alkyl-3-phospholene oxide (**1a-e**, **1g**, **1h** and **1j**). However, in case of the propyl- and *i*-butyl derivatives (**1f** and **1i**), despite the same absolute configuration and chiral environment of the resolving agents [(–)-**9** and (–)-**10**], different 3-phospholene oxide enantiomers could be prepared with TADDOL [(–)-**9**] or spiro-TADDOL [(–)-**10**] (Compare Tables 1 and 3).

In this series of experiments, it was also observed that the sterically demanding alkyl chains on the 3-phospholene moiety (**1i** or **1j**) decreased the overall efficiency of the resolution with TADDOL derivatives [(–)-**9** or (–)-**10**] (Table 3, Entries 9 and 10).

2.1.4. Solvent dependent resolution of 1-aryl- and 1-alkyl-3-methyl-3-phospholene 1-oxides (1a-j) with spiro-TADDOL [(–)-10]

In the above instances (Tables 1-3), resolution experiments were carried out with TADDOL derivatives [(–)-**9** or (–)-**10**] in a mixture of ethyl acetate and hexane. Another aim of ours was to investigate if the nature of the solvents influenced enantiomeric separation of 1-aryl- and 1-alkyl-3-phospholene oxides (**1a-j**).

First, the resolution of phenyl-3-phospholene oxide (**1a**) with spiro-TADDOL [(–)-**10**] was carried out in ethyl acetate and hexane as described above, but 2 equivalents of a given solvent (i.e. acetone, DMSO, DMF, acetonitrile, acetic acid, water, ethanol, methyl ethyl ketone or methyl isobutyl ketone) was also added to the reaction mixture. It was found that additives with a dielectric constant between 5 and 40 improved the resolution efficiency.

Whereas, the resolving capability values decreased significantly, when solvents having a dielectric constant above 40 (*e.g.* DMSO or water) were added to the reaction mixture.⁶⁹

This correlation observed between the dielectric constant of the solvent and the efficiency of the resolution led us to the conclusion that the application of *H*-acceptor or *H*-donor solvent could be beneficial for the optical resolution of 1-aryl- and 1-alkyl-3-phospholene oxides (**1a-j**) with TADDOL derivatives [(-)-**9** or (-)-**10**], as the solvents may influence the coordination sphere of the TADDOL derivatives [(-)-**9** or (-)-**10**] which subsequently affect the enantiomeric recognition and resolving capability. This assumption was also supported by the fact that in a few instances acetone was incorporated into the molecular complex, when crystals were grown using acetone.⁵⁶

Motivated by these results, the resolution of a few 3-phospholene oxides (**1a-f**) was carried out with spiro-TADDOL [(-)-**10**] in acetone or in a mixture of acetone and hexane. In other experiments (**1g-j**), alcohols were used as solvent (Scheme 3). The results selected are summarized in Table 4.

Table 4. Resolution of 1-aryl- and 1-alkyl-3-methyl-3-phospholene 1-oxides (**1a-j**) with 0.5 equiv. of spiro-TADDOL [(-)-**10**] in various solvents

Entry	Y	Solvent	Diastereomeric complex	ee ^a (%)	Yield ^{a,b} (%)	S ^{a,c} (-)	Abs. config. ^d	Ref.
1	Ph (1a)	acetone	(1a) · [(-)- 10]	97	83	0.81	(<i>S</i>)	69
2	2-MeC ₆ H ₄ (1b)	acetone	(1b) · [(-)- 10]	88	48	0.42	(<i>S</i>)	69
3	4-MeC ₆ H ₄ (1c)	acetone-hexane	(1c) · [(-)- 10]	97	18	0.18	(<i>S</i>)	70
4	1-Naphthyl (1d)	acetone	(1d) · [(-)- 10]	71	32	0.23	(<i>S</i>)	69
5 ^e	Et (1e)	acetone	(1e) · [(-)- 10] ₂ [*]	55	41	0.23	(<i>S</i>)	70
6 ^{e,f}	Pr (1f)	acetone	(1f) · [(-)- 10] ₂ [*]	91	66	0.60	(<i>S</i>)	70
7	<i>i</i> -Pr (1g)	EtOH	(1g) · [(-)- 10] ₂ [*]	95	50	0.47	(<i>S</i>)	62
8 ^f	Bu (1h)	EtOH	(1h) · [(-)- 10] ₂ [*]	70	17	0.12	(<i>R</i>)	63
9 ^f	Bu (1h)	<i>i</i> -PrOH	(1h) · [(-)- 10] ₂ [*]	78	43	0.33	(<i>S</i>)	63
10 ^f	<i>i</i> -Bu (1i)	EtOH	(1i) · [(-)- 10] ₂ [*]	96	26	0.25	(<i>R</i>)	64
11 ^f	<i>i</i> -Pent (1j)	<i>i</i> -PrOH	(1j) · [(-)- 10] ₂ [*]	>99	16	0.16	(<i>R</i>)	65

^{a-d} as in Table 1

^e 1 mol of acetone was incorporated into the diastereomer.

^f 1 equiv. of spiro-TADDOL [(-)-**10**] was used.

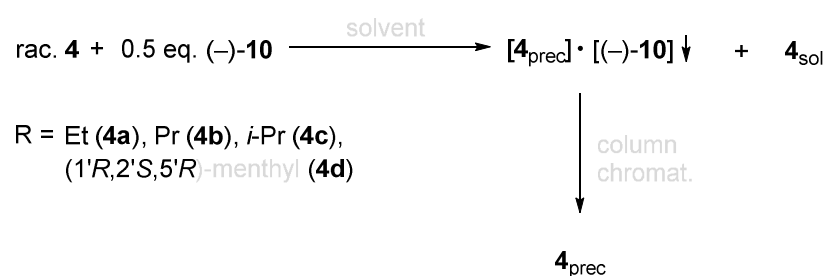
^{*} The composition of the diastereomer was different from that of the predominant associate shown in Scheme 3.

In 7 out of 11 cases (Table 4, Entries 1, 2, 5, 6, 7, 10 and 11), the application of the above mentioned *H*-acceptor or *H*-donor solvents was beneficial as the resolving capability values were higher or showed parity with the results obtained in a mixture of ethyl acetate and hexane (Compare Tables 3 and 4). One of the most remarkable examples was the phenyl-3-phospholene oxide (**1a**), where the resolving capability values changed from 0.29 to 0.81 with the solvent change (Compare Table 3, Entry 1 and Table 4, Entry 1). Moreover, the *i*-pentyl-3-phospholene oxide (**1j**) could be prepared with spiro-TADDOL [(–)-**10**] in *i*-propanol with an ee above 99%, whereas no enantiomeric separation was observed in a mixture of ethyl acetate and hexane (Compare Table 3, Entry 10 and Table 4, Entry 11). Another intriguing observation was that in case of the ethyl-, *i*-propyl-, butyl- and *i*-butyl derivatives (**1e** and **1g-i**) the solvent influenced which 3-phospholene oxide enantiomer (**1e** and **1g-i**) was incorporated into the corresponding diastereomeric associate. In this manner, both antipodes of the corresponding 3-phospholene oxide (**1e** and **1g-i**) could be prepared with the same resolving agent that was spiro-TADDOL [(–)-**10**] simply by changing the solvent (Compare Table 3, Entries 5, 7, 8, and 9 with Table 4, Entries 5, 7, 8, 9 and 10). The underlying phenomena of this solvent dependent enantioselection may be that the solubility of the corresponding diastereomeric complexes is different in various solvents, or the corresponding solvents incorporated into the diastereomeric associates change the mode of binding of the host [(–)-**10**] and guest molecules (**1e** and **1g-i**).

In a few cases (**1e-j**), a change in the solvent influenced the composition of the diastereomers, and diastereomeric complexes having a composition of $(\mathbf{1}) \cdot [(-)\mathbf{-10}]_2$ were formed in all, but one instances contrary to the previously prevalent diastereomeric composition of $(\mathbf{1}) \cdot [(-)\mathbf{-10}]$ (Compare Table 3, Entries 5-10 and Table 4, Entries 5-11).

2.1.5. Resolution of 1-alkoxy-3-methyl-3-phospholene 1-oxides (**4a-d**) with spiro-TADDOL [(-)-**10**]

Beside the aryl- and alkyl-3-phospholene oxides (**1a-j**), their phosphinate analogues (**4a-d**) were also the subject of our systematic resolution studies with spiro-TADDOL [(-)-**10**]. Similarly to the cases described in Sections 2.1.3 and 2.1.4, the resolution experiments were carried out in a few solvents or solvent mixtures according to the procedure described in Sections 2.1.3 (Scheme 4). The results selected are summarized in Table 5.



Scheme 4 General method for the resolution of 1-alkoxy-3-methyl-3-phospholene 1-oxides (**4a-d**) with spiro-TADDOL [(-)-**10**]

Table 5. Resolution of 1-alkoxy-3-methyl-3-phospholene 1-oxides (**4a-d**) with 0.5 equiv of spiro-TADDOL [(-)-**10**] in various solvents

Entry	R	Solvent	Diastereomeric complex	ee ^a (%)	Yield ^{a,b} (%)	S ^{a,c} (-)	Abs. config. ^d	Ref
1	Et (4a)	EtOAc-hexane	(4a) · [(-)- 10]	95	50	0.48	(<i>R</i>)	61
2	Et (4a)	acetone	(4a) · [(-)- 10] ₂ [*]	58	38	0.22	(<i>R</i>)	70
3	Pr (4b)	EtOAc -hexane	(4b) · [(-)- 10]	93	43	0.40	(<i>R</i>)	67
4 ^e	Pr (4b)	EtOH	(4b) · [(-)- 10] ₂ [*]	93	15	0.14	(<i>S</i>)	67
5	<i>i</i> -Pr (4c)	EtOAc -hexane	(4c) · [(-)- 10]	>99	37	0.37	(<i>R</i>)	61
6	<i>i</i> -Pr (4c)	acetone-hexane	(4c) · [(-)- 10]	>99	56	0.56	(<i>R</i>)	69
7	Men (4d)	EtOAc -hexane	(4d) · [(-)- 10]	90	45	0.41	(-) ^f	68

^{a-d} as in Table 1

^e 1 equiv. of spiro-TADDOL [(-)-**10**] was used.

^f The sign of optical rotation. The absolute P-configuration was not determined.

^{*} The composition of the diastereomer was different from that of the predominant associate shown in Scheme 4.

In case of the alkoxy-3-phospholene oxides (**4a-d**), the enantiomeric excess values were in the range of 58-99%, whereas the corresponding resolving capability values were 0.14-0.56

(Table 5). The direct comparison of the result obtained with either spiro-TADDOL [(–)-**10**] or TADDOL [(–)-**9**] in a mixture of ethyl acetate and hexane revealed that the application of spiro-TADDOL [(–)-**10**] was more advantageous considering the resolving capability values (Compare Table 2, Entries 1-4 and Table 5, Entries 1, 3, 5 and 7). Moreover, the TADDOL derivatives [(–)-**9** or (–)-**10**] formed diastereomeric molecular complexes with the same antipodes of the corresponding alkoxy-3-phospholene oxides (**4b-d**) in all but one instances. The exception was the ethoxy derivative (**4a**), in which case different antipodes of **4a** could be prepared with TADDOL [(–)-**9** or spiro-TADDOL [(–)-**10**] (Compare Table 2, Entry 1 and Table 5, Entry 1) similarly to the case described for the two alkyl-3-phospholene oxides (**1f** and **1i**).

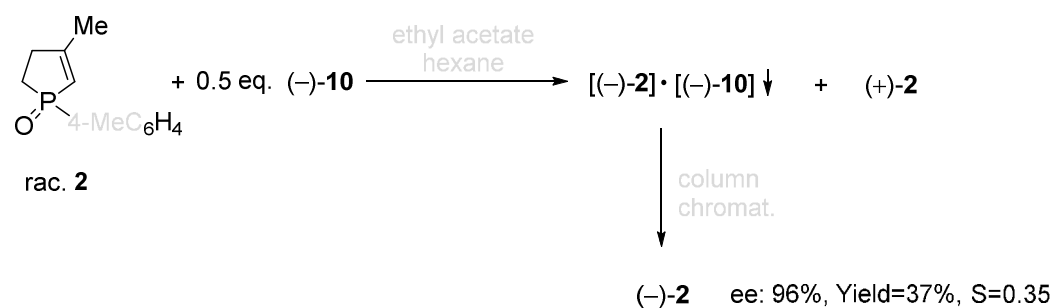
In two out of three cases, the solvents other than the mixture of ethyl acetate and hexane lowered the overall efficiency (S) of the resolution of the alkoxy-3-phospholene oxides (**4a** and **4b**) (Compare Table 5, Entry 1 with 2 and Entry 3 with 4). Moreover, in case of the propoxy derivative (**4b**), the solvent influenced the enantioselectivity of the spiro-TADDOL [(–)-**10**], and both antipodes of **4b** could be prepared with the same resolving agent in different solvents (Table 5, Entries 3 and 4).

2.1.6. Resolution of a 3-methyl-2-phospholene oxide (2), a 3-methyl-3-phospholene sulfide (3), six-membered P-heterocyclic phosphine oxides (5-7) and a six-membered phosphonamidate (8) with TADDOL derivatives [(–)-9 and (–)-10]

After the thorough investigation of the resolution of 1-aryl-, 1-alkyl- and 1-alkoxy-3-phospholene oxides (**1** and **4**) with TADDOL and spiro-TADDOL [(–)-**9** and (–)-**10**], we were interested in if these resolution methods were of more general value, so the enantiomeric separation of other five- and six-membered P-heterocyclic phosphine oxides, a phosphine sulfide and a phosphonic ester-amide (**2**, **3** and **5-8**) was also studied. The resolution of the

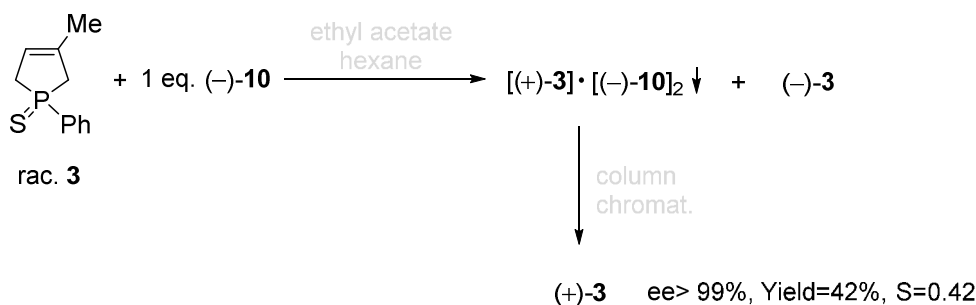
corresponding racemic compound (**2**, **3** and **5-8**) was carried out according to the method described in *Section 2.1.1*. The results are summarized in Schemes 5-10.

The resolution procedure applying spiro-TADDOL [(-)-**10**] as the resolving agent was also suitable for the enantiomeric separation of 1-(4-methylphenyl)-3-methyl-2-phospholene 1-oxide (**2**). The (-)-**2** enantiomer was obtained with an ee of 96% and a resolving capability of 0.35 which is in good agreement with the results obtained in case of the corresponding 3-phospholene oxide analogue (**1c**) (Compare Scheme 5 and Table 3, Entry 3). This result suggests that the position of the double-bond in the phospholene moiety does not affect significantly the overall efficiency of resolution with spiro-TADDOL [(-)-**10**].⁷⁰



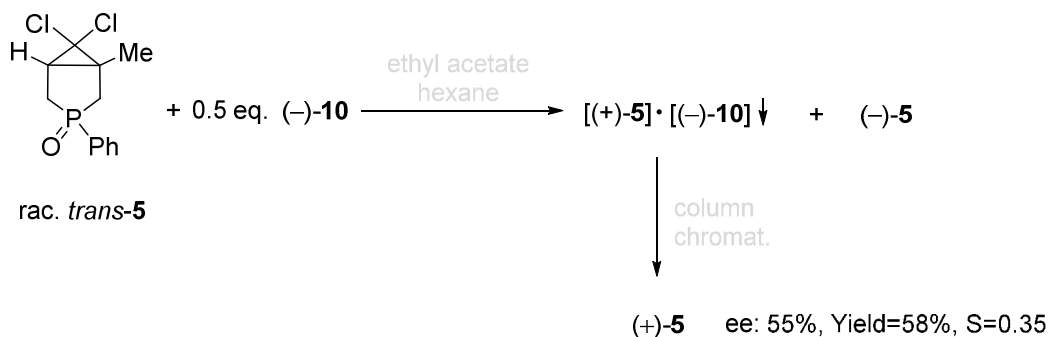
Scheme 5 The resolution of 1-(4-methylphenyl)-3-methyl-2-phospholene 1-oxide (**2**) with spiro-TADDOL [(-)-**10**]

The (+)-1-phenyl-3-methyl-3-phospholene sulfide [(+)-**3**] was also prepared by resolution with spiro-TADDOL [(-)-**10**], the ee was above 99% in this case (Scheme 6). The crude product of the phospholene sulfide (**3**) was used as starting material in this resolution experiment. Interestingly, less efficient enantioseparation of phosphine sulfide **3** was achieved, when purified phenyl-3-phospholene sulfide (**3**) was used as the racemic starting material.⁶¹



Scheme 6 The resolution of 1-phenyl-3-methyl-3-phospholene sulfide (**3**) with spiro-TADDOL [(-)-**10**]

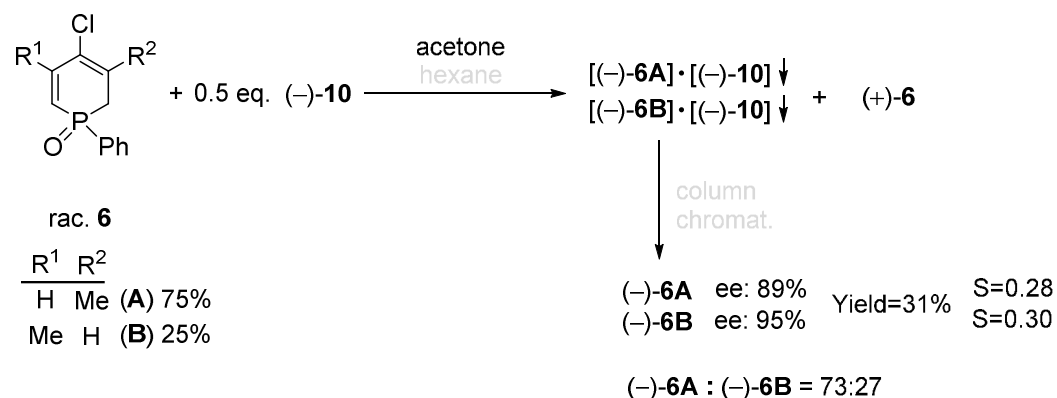
The wide applicability of TADDOL derivatives [(-)-**9** and (-)-**10**] for the preparation of optically active five-membered phosphine oxides (**1** and **2**), a sulfide (**3**) and phosphinates (**4**) motivated us to extend this method to six-membered derivatives as well, such as phosphine oxides (**5-7**) and a phosphonic ester-amide (**8**). Among the six-membered P-heterocyclic phosphine oxides, the (+)-6,6-dichloro-1-methyl-3-phenyl-3-phosphabicyclo[3.1.0]hexane 3-oxide [(+)-**5**] bearing the dichlorocyclopropane ring and the P=O function in position *trans* disposition could be prepared with an ee of 55% using spiro-TADDOL [(-)-**10**] as the resolving agent (Scheme 7).⁷¹



Scheme 7 The resolution of 6,6-dichloro-1-methyl-3-phenyl-3-phosphabicyclo[3.1.0]hexane 3-oxide (**5**) with spiro-TADDOL [(-)-**10**]

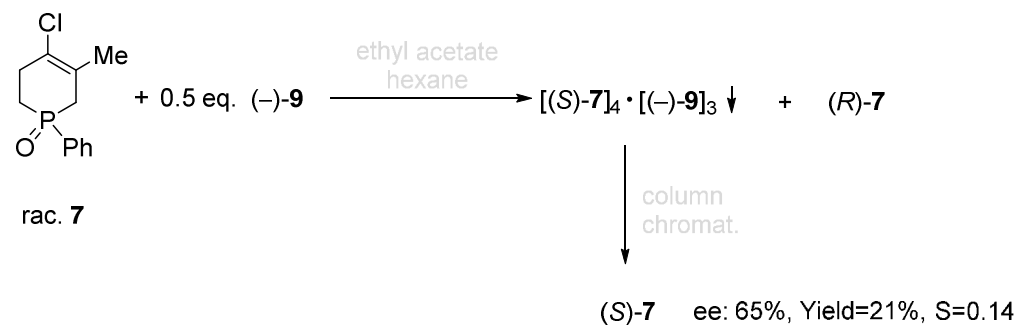
Racemic 4-chloro-1-phenyl-1,2-dihydrophosphinine 1-oxide (**6**) comprised a 3:1 mixture of two double-bond isomers (**6A** and **6B**) that could not be separated. Therefore, the mixture of

dihydrophosphinine oxides **6A** and **6B** was resolved using spiro-TADDOL [(-)-**10**] in a mixture of acetone-hexane. The ratio of the double-bond isomers (**6A** and **6B**) did not change significantly during the resolution procedure. However, the enantiomeric excess of **6A** and **6B** was slightly different (89% and 95%, respectively) (Scheme 8).⁷²



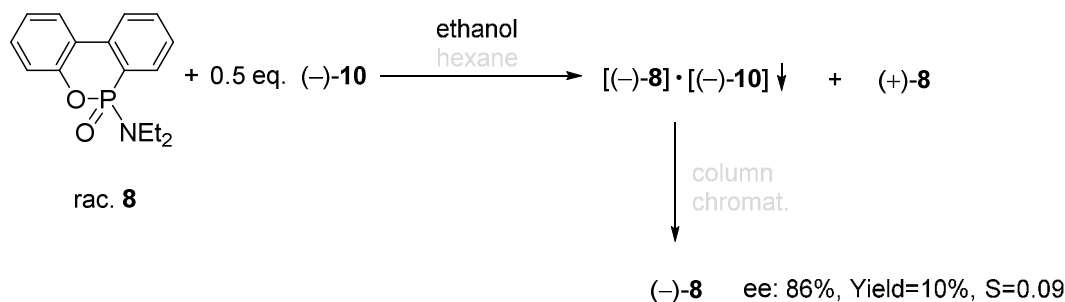
Scheme 8 The resolution of 4-chloro-1-phenyl-1,2-dihydrophosphinine 1-oxide (**6**) with spiro-TADDOL [(-)-**10**]

TADDOL [(-)-**9**] was also suitable for the partial resolution of 4-chloro-5-methyl-1-phenyl-1,2,3,6-tetrahydrophosphinine 1-oxide (**7**), whereupon (*S*)-**7** was obtained with an ee of 65% (Scheme 9).⁷¹ Recently, X-ray crystallographic and CD spectroscopic studies allowed us to assign (*S*) absolute configuration to the (-)-4-chloro-5-methyl-1-phenyl-1,2,3,6-tetrahydrophosphinine 1-oxide enantiomer [(-)-**7**].⁷³



Scheme 9 The resolution of 4-chloro-5-methyl-1-phenyl-1,2,3,6-tetrahydrophosphinine 1-oxide (**7**) with TADDOL [(-)-**9**]

A six-membered phosphonic ester-amide, the 6-diethylamino-dibenzo[*c.e*][5,6]oxaphosphorine 6-oxide (**8**) was partially resolved with spiro-TADDOL [(-)-**10**], and as a result, (-)-**8** was obtained with an ee of 86% (Scheme 10).⁷⁰

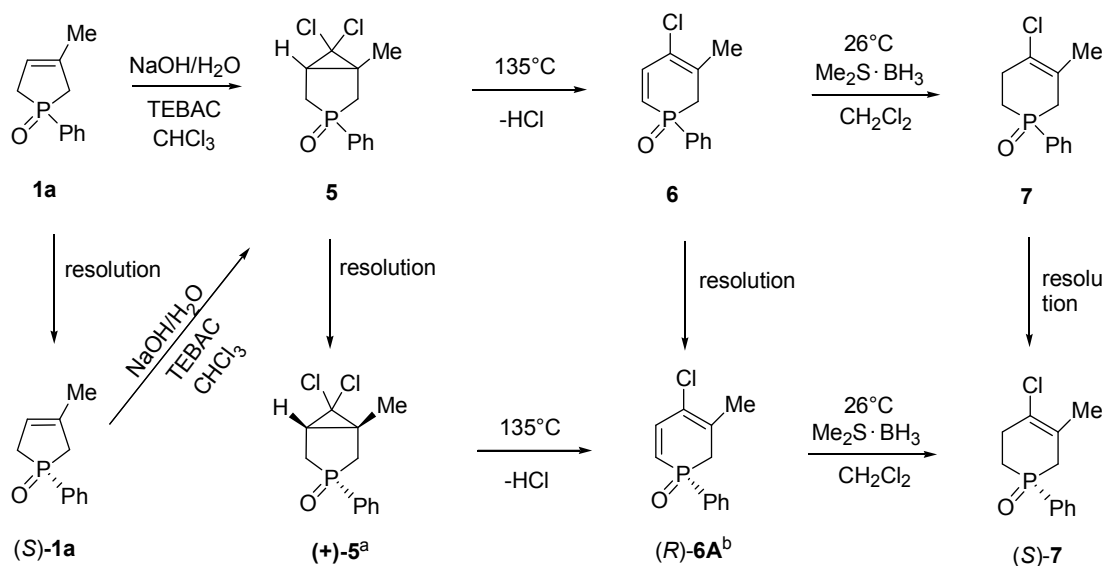


Scheme 10 The resolution of 6-diethylamino-dibenzo[*c.e*][5,6]oxaphosphorine 6-oxide (**8**) with spiro-TADDOL [(-)-**10**]

Beside the systematic resolution experiments of the six-membered heterocyclic phosphine oxides (**5-7**) with TADDOL derivatives (-)-**9** or (-)-**10**, we investigated the stereochemical outcome of the 3-methyl-1-phenyl-3-phospholene 1-oxide (**1a**) \rightarrow 6,6-dichloro-1-methyl-3-phenyl-3-phosphabicyclo[3.1.0]hexane 3-oxide (**5**) \rightarrow 4-chloro-1-phenyl-1,2-dihydrophosphinine 1-oxide (**6**) \rightarrow 4-chloro-5-methyl-1-phenyl-1,2,3,6-tetrahydrophosphinine 1-oxide (**7**) reaction sequence described earlier in our research group.^{74,75} It was proven that the dichlorocarbene addition on the double-bond of phenyl-3-phospholene oxide (**1a**) involved racemization on the P-stereogenic center. However, the thermolytic ring opening of 3-phosphabicyclo[3.1.0]hexane oxide (**5**), and the selective reduction of the α,β -double bond of the 4-chloro-3-methyl-1-phenyl-1,2-dihydrophosphinine 1-oxide (**6A**) could be accomplished without the loss of optical activity.

Knowing the stereochemical outcome of the **6A** \rightarrow **7** transformation, and considering the absolute configuration of the phenyl-1,2,3,6-tetrahydrophosphinine oxide (**7**) allowed us to make an indirect assignment of (*R*) absolute configuration to the P atom of (-)-4-chloro-3-methyl-1-phenyl-1,2-dihydrophosphinine 1-oxide (**6A**) enantiomer.⁷¹ In Scheme 11, the

possible ways of preparing optically active six-membered P-heterocyclic phosphine oxides (**5-7**) are summarized.



^a Tentative assignment of absolute configuration.

^b Only the predominant enantiomer is shown.

Scheme 11 Preparation of optically active six-membered P-heterocyclic phosphine oxides (**5-7**)

2.2. Optical resolution of five- and six-membered P-heterocycles with the calcium salts of tartaric acid derivatives

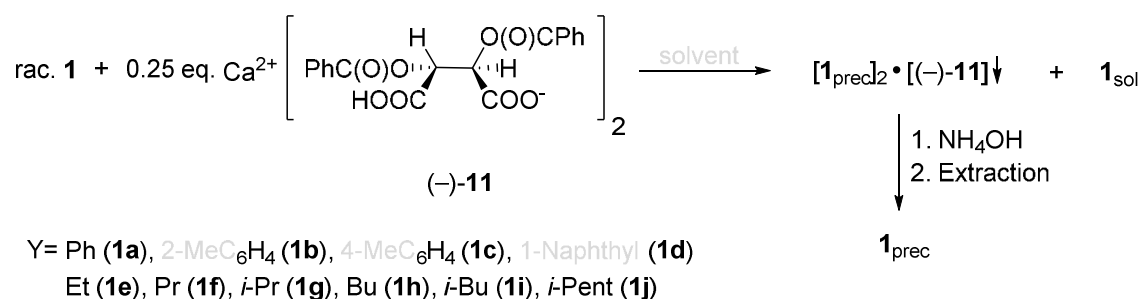
2.2.1. Resolution of 1-aryl- and 1-alkyl-3-methyl-3-phospholene 1-oxides (**1a-j**) with calcium hydrogen *O,O'*-dibenzoyl-(2*R*,3*R*)-tartrate [(*-*)-**11**]

TADDOL derivatives [(*-*)-**9** or (*-*)-**10**] were applied successfully as resolving agents for a wide variety of P-heterocyclic compounds (**1-8**) as it was described in Section 2.1. However, these chiral hosts [(*-*)-**9** or (*-*)-**10**] are rather expensive, they are not available on large scale, and the recovery of the corresponding enantiomers (**1-8**) required column chromatography.

To overcome these disadvantages deriving from the application of TADDOL derivatives (*-*)-**9** or (*-*)-**10**, we attempted the application of the cheap and readily available tartaric acid and its derivatives. Unfortunately, none of the tartaric acid derivatives tried out could form

diastereomeric molecular complex with 3-phospholene oxides (**1** or **4**). Then, we focused on the acidic calcium salts of *O,O'*-dibenzoyl- and *O,O'*-di-*p*-toluoyl-(2*R*,3*R*)-tartaric acids [$\text{Ca}(\text{H-DBTA})_2$ (–)-**11** and $\text{Ca}(\text{H-DPTTA})_2$ (–)-**12**, respectively]. These resolving agents combine the advantage of the chiral recognition ability of the tartaric acid scaffold and the coordination ability of the calcium ion what was beneficial for the enantiomeric separation of α -alkoxyalcohols, α -alkoxycarboxylic acids, as well as α - and β -hydroxycarboxylic acid esters.⁷⁶⁻⁷⁸

The first proof of this concept was the successful resolution of 1-phenyl- and 1-(1-naphthyl)-3-methyl-3-phospholene oxides (**1a** and **1d**) with $\text{Ca}(\text{H-DBTA})_2$ (–)-**11** or $\text{Ca}(\text{H-DPTTA})_2$ (–)-**12**.⁷⁹ Then, these resolution methods were extended to other 1-aryl- and 1-alkyl-3-phospholene oxides (**1b**, **1c** and **1e-j**). According to our general procedure, the solutions of the given 3-phospholene oxides (**1a-j**) were added to the solution of the resolving agent (–)-**11**. The crystalline diastereomeric coordination complexes obtained were purified by digestion in the suitable solvent. Then the phospholene oxides (**1a-j**) were recovered by the treatment of the dichloromethane solution of the diastereomeric complexes with aqueous ammonia (Scheme 12). The best results obtained after optimization are summarized in Table 6.



Scheme 12 General route for the resolution of 1-aryl- and 1-alkyl-3-methyl-3-phospholene 1-oxides (**1a-j**) with $\text{Ca}(\text{H-DBTA})_2$ [(–)-**11**]

Table 6. Resolution of 1-aryl- and 1-alkyl-3-methyl-3-phospholene 1-oxides (**1a-j**) with 0.25 equiv of $\text{Ca}(\text{H-DBTA})_2$ [(–)-**11**]

Entry	Y	Solvent	Diastereomeric	ee ^a	Yield ^{a,b}	S ^{a,c}	Abs.	Ref
-------	---	---------	----------------	-----------------	----------------------	------------------	------	-----

			complex	(%)	(%)	(-)	config.	
1	Ph (1a)	EtOAc-EtOH ^d EtOH-Water ^e	(1a) ₂ · (-)- 11 ^g	96	52	0.50	(<i>R</i>)	80
2	2-MeC ₆ H ₄ (1b)	MeCN-EtOH ^{d,e}	(1b) ₂ · (-)- 11	93	33	0.31	(<i>R</i>)	80
3	4-MeC ₆ H ₄ (1c)	MeCN-EtOH ^{d,e}	(1c) ₂ · (-)- 11	44	28	0.12	(<i>S</i>)	80
4	1-Naphthyl (1d)	EtOAc-EtOH ^d EtOH-Water ^e	(1d) ₂ · (-)- 11	99	42	0.42	(<i>R</i>)	80
5	Et (1e)	EtOAc-EtOH ^{d,e}	(1e) ₂ · (-)- 11	49	25	0.12	(<i>R</i>)	80
6 ^f	Pr (1f)	EtOH-Water ^{d,e}	(1f) ₂ · (-)- 11 ^{g*}	96	18	0.17	(<i>S</i>)	80
7	<i>i</i> -Pr (1g)	EtOH ^{d,e}	(1g) ₂ · (-)- 11	43	8	0.03	(<i>R</i>)	62
8	Bu (1h)	MeCN-EtOH ^{d,e}	(1h) ₂ · (-)- 11	76	21	0.16	(<i>S</i>)	63
9	Bu (1h)	EtOAc-EtOH ^{d,e}	(1h) ₂ · (-)- 11	13	14	0.02	(<i>R</i>)	63
10	<i>i</i> -Bu (1i)	EtOAc-EtOH ^{d,e}	(1i) ₂ · (-)- 11	29	7	0.02	(<i>R</i>)	64
11	<i>i</i> -Pent (1j)	MeCN-EtOH ^{d,e}	(1j) ₂ · (-)- 11	99	17	0.17	(<i>S</i>)	65

^a Enantiomeric excess, yield and resolving capability obtained after digestions.

^b Based on the half of the racemate that is regarded to be 100% for each antipode.

^c Resolving capability, also known as the Fogassy parameter [$S = (\text{Yield}/100) \times (\text{ee}/100)$].⁶⁶

^d Solvent used for crystallization.

^e Solvent used for digestions.

^f 0.5 Equiv. of Ca(H-DBTA)₂ [(-)-**11**] was used.

^g Water was incorporated into the diastereomer.

* The composition of the diastereomer was different from that of the predominant associate shown in Scheme 12.

Applying Ca(H-DBTA)₂ [(-)-**11**] as the resolving agent, the corresponding enantiomeric excess values of the aryl- and alkyl-3-phospholene oxides (**1a-j**) fell in the range of 13-99%, whereas the resolving capability values (S) were 0.02-0.50 (Table 6). In 5 out of 10 cases, the 3-phospholene oxides (**1a**, **1b**, **1d**, **1f** and **1j**) could be prepared with an ee above 90% (Table 6, Entries 1, 2, 4, 6 and 11). It is noteworthy that the resolving capability values (S) obtained in the instance of the aryl-3-phospholene oxides (**1a-d**) (S = 0.12-0.50) were significantly higher than in case of the corresponding alkyl derivatives (**1e-j**) (S = 0.02-0.17) (Compare Table 6, Entries 1-4 and 5-11). The underlying reason for this difference may be the fact that the strength and the nature of the non-bonding interactions between the resolving agent [(-)-**11**] and the given 3-phospholene oxide are presumably different in case of the aryl- and alkyl derivatives (**1a-d** or **1e-j**).

Generally, the enantiomeric excess values obtained with acidic Ca²⁺-salt of the *O,O'*-dibenzoyl-(2*R*,3*R*)-tartaric acid [(-)-**11**] were comparable with the ee values obtained with

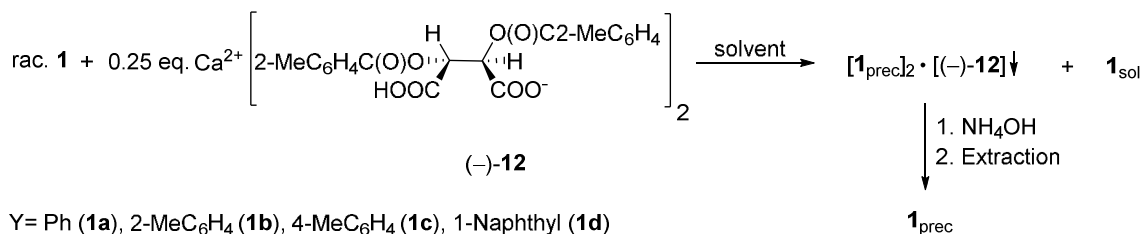
TADDOL derivatives [(–)-**9** or (–)-**10**]. However, $\text{Ca}(\text{H-DBTA})_2$ [(–)-**11**] underperformed TADDOL and spiro-TADDOL [(–)-**9** and (–)-**10**] in terms of the resolving capability values (S) (Compare Table 6 with Tables 1, 3 and 4).

In this series of resolution experiments, the solvent did not influence which antipode of the 3-phospholene oxide (**1a-g**, **1i** and **1j**) was incorporated into the diastereomer. The only exception was the 1-butyl-3-phospholene oxide (**1h**) (Table 6, Entries 8 and 9). However, the significance of this solvent dependent enantioselection was not as pronounced, as in the case of spiro-TADDOL [(–)-**10**] (Tables 3 and 4).

The ^1H NMR studies revealed that the predominant composition of the diastereomers may be described by formula $\text{Ca}(\mathbf{1})_2(\text{H-DBTA})_2$ (Table 6). The only exception was the propyl-3-phospholene oxide (**1f**), where one 3-phospholene oxide molecule was incorporated into the diastereomer (Table 6, Entry 6).

2.2.2. Resolution of 1-aryl- and 1-alkyl-3-methyl-3-phospholene 1-oxides (**1a-j**) with calcium hydrogen *O,O'*-di-*p*-toluoyl-(2*R*,3*R*)-tartrate [(–)-**12**]

Beside the acidic calcium salt of *O,O'*-dibenzoyl-(2*R*,3*R*)-tartaric acid [(–)-**11**], the corresponding *O,O'*-di-*p*-toluoyl derivative [(–)-**12**] was also applied to prepare optically active 1-aryl- and 1-alkyl-3-methyl-3-phospholene 1-oxides (**1a-j**) according to the procedure described in *Section 2.2.1* (Scheme 13). The results selected are summarized in Table 7.



Y= Ph (**1a**), 2-MeC₆H₄ (**1b**), 4-MeC₆H₄ (**1c**), 1-Naphthyl (**1d**)

Et (**1e**), Pr (**1f**), *i*-Pr (**1g**), Bu (**1h**), *i*-Bu (**1i**), *i*-Pent (**1j**)

Scheme 13 General protocol for the resolution of 1-aryl- and 1-alkyl-3-methyl-3-phospholene 1-oxides (**1a-j**) with Ca(H-DPTTA)₂ [(-)-**12**]

Table 7. Resolution of 1-aryl- and 1-alkyl-3-methyl-3-phospholene 1-oxides (**1a-j**) with 0.25 equiv of Ca(H-DPTTA)₂ [(-)-**12**]

Entry	Y	Solvent	Diastereomeric complex	ee ^a (%)	Yield ^{a,b} (%)	S ^{a,c} (-)	Abs. config.	Ref
1 ^d	Ph (1a)	EtOH-Water	(1a) · (-)- 12 ^e	93	55	0.51	(<i>S</i>)	80
2	2-MeC ₆ H ₄ (1b)	EtOH-Water	(1b) ₂ · (-)- 12	45	13	0.06	(<i>R</i>)	80
3	4-MeC ₆ H ₄ (1c)	EtOH-Water	(1c) ₂ · (-)- 12	32	15	0.05	(<i>S</i>)	80
4	1-Naphthyl (1d)	EtOH-Water	(1d) ₂ · (-)- 12 ^e	69	29	0.20	(<i>R</i>)	80
5	Et (1e)	EtOH-Water	(1e) ₂ · (-)- 12 ^e	73	34	0.25	(<i>S</i>)	80
6	Pr (1f)	EtOH-Water	(1f) ₂ · (-)- 12	41	42	0.17	(<i>S</i>)	80
7	<i>i</i> -Pr (1g)	EtOAc-EtOH-Water	(1g) ₂ · (-)- 12	92	10	0.09	(<i>S</i>)	62
8	Bu (1h)	EtOH-Water	(1h) ₂ · (-)- 12	77	27	0.21	(<i>S</i>)	63
9	<i>i</i> -Bu (1i)	EtOAc-EtOH-Water	(1i) ₂ · (-)- 12	73	23	0.17	(<i>R</i>)	64
10	<i>i</i> -Pent (1j)	EtOH-Water	(1j) ₄ · [(-)- 12] ₅ [*]	95	32	0.30	(<i>S</i>)	81

^{a-c} as in Table 6

^d 0.5 Equiv. of Ca(H-DPTTA)₂ [(-)-**12**] was used.

^e Water was incorporated into the diastereomer.

^{*} The composition of the diastereomer was different from that of the predominant associate shown in Scheme 13.

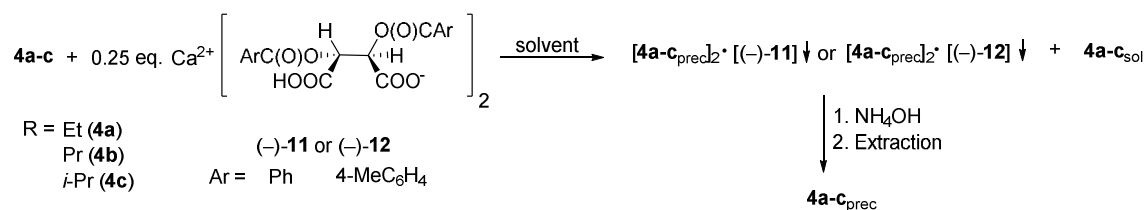
Regarding the aryl-3-phospholene oxides (**1a-d**), lower resolving capability values (*S*) could be obtained with Ca(H-DPTTA)₂ [(-)-**12**] than with Ca(H-DBTA)₂ [(-)-**11**] (Compare Table 6, Entries 2-4 and Table 7, Entries 2-4). The only exception was the 1-phenyl-3-phospholene oxide (**1a**), in which case the results showed parity (Compare Table 6, Entry 1 and Table 7, Entry 1). Interestingly, this tendency reversed for the series of the alkyl-3-phospholene oxides (**1e-j**), where, in 5 out of 6 instances, the application of Ca(H-DPTTA)₂ [(-)-**12**] was more

advantageous (Compare Table 6, Entries 5 and 7-11 with Table 7, Entries 5 and 7-10). Both $\text{Ca}(\text{H-DBTA})_2$ and $\text{Ca}(\text{H-DPTTA})_2$ [(–)-**11** and (–)-**12**] were equally applicable for the enantiomeric separation of 1-propyl-3-phospholene oxide (**1f**) in terms of resolving capability (S), but a higher enantiomeric excess could be obtained with $\text{Ca}(\text{H-DBTA})_2$ [(–)-**11**] (Compare Table 6, Entry 6 and Table 7, Entry 6). In this series of experiments, the formation of diastereomers with a composition of $\text{Ca}(\mathbf{1})_2(\text{H-DPTTA})_2$ was observed in most of the cases (Table 7) similarly to the instances described with the use of $\text{Ca}(\text{H-DBTA})_2$ [(–)-**11**] (Table 6).

The impact of the similar chiral environment of the *O,O'*-dibenzoyl- or *O,O'*-di-*p*-toluoyl-(2*R*,3*R*)-tartaric acid was that resolving agents (–)-**11** and (–)-**12** preferred diastereomeric complex formation with the same enantiomers of a given 3-phospholene oxide (**1b-d**, **1f** and **1h-1j**) in the majority of the instances (Compare Table 6, Entries 2-4, 6 and 8-11 with Table 7, Entries 2-4, 6 and 8-10). However, in case of the phenyl-, ethyl or *i*-propyl-derivatives (**1a**, **1e** and **1g**) different antipodes could be prepared with $\text{Ca}(\text{H-DBTA})_2$ and $\text{Ca}(\text{H-DPTTA})_2$ [(–)-**11** or (–)-**12**] (Compare Table 6, Entries 1, 5 and 7 with Table 7, Entries 1, 5 and 7). It is worth mentioning that no solvent dependent enantiopreference could be observed, when $\text{Ca}(\text{H-DPTTA})_2$ [(–)-**12**] was used as resolving agent.

2.2.3. Resolution of 1-alkoxy-3-methyl-3-phospholene 1-oxides (**4a-c**) with calcium hydrogen *O,O'*-dibenzoyl- and di-*p*-toluoyl-(2*R*,3*R*)-tartrate [(–)-**11** and (–)-**12**]

After the resolution of 1-aryl- and 1-alkyl-3-methyl-3-phospholene 1-oxides (**1a-j**), we extended our resolution methods applying $\text{Ca}(\text{H-DBTA})_2$ (–)-**11** or $\text{Ca}(\text{H-DPTTA})_2$ (–)-**12** for the enantiomeric separation of the corresponding phosphinate analogues, 1-alkoxy-3-methyl-3-phospholene 1-oxides (**4a-c**). The resolutions were carried out as it was described in Section 2.2.1 (Scheme 14). The selected best results are summarised in Table 8.



Scheme 14 General method for the resolution of 1-alkoxy-3-methyl-3-phospholene 1-oxides (**4a-c**) with Ca(H-DBTA)₂ or Ca(H-DPTTA)₂ [(-)-**11** or (-)-**12**]

Table 8. Resolution of 1-alkoxy-3-methyl-3-phospholene 1-oxides (**4a-c**) with 0.25 equiv of Ca(H-DBTA)₂ or Ca(H-DPTTA)₂ [(-)-**11** or (-)-**12**]

Entry	R	Resolving agent	Solvent	Diastereomeric complex	ee ^a (%)	Yield ^{a,b} (%)	S ^{a,c} (-)	Abs. config.	Ref
1	Et (4a)	(-)- 11	MeCN-EtOH	(4a) ₂ · (-)- 11	91	29	0.26	(<i>R</i>)	80
2	Pr (4b)	(-)- 11	MeCN-EtOH	(4b) ₂ · (-)- 11	59	18	0.11	(<i>R</i>)	67
3	Pr (4b)	(-)- 11	EtOAc-EtOH	(4b) ₂ · (-)- 11	17	34	0.06	(<i>S</i>)	67
4	<i>i</i> -Pr (4c)	(-)- 11	MeCN-EtOH	(4c) ₂ · (-)- 11	92	36	0.33	(<i>S</i>)	80
5	Et (4a)	(-)- 12	EtOH-Water	(4a) ₂ · (-)- 12	75	44	0.33	(<i>R</i>)	80
6	Pr (4b)	(-)- 12	EtOAc-EtOH-Water	(4b) ₂ · (-)- 12	55	36	0.20	(<i>R</i>)	67
7	<i>i</i> -Pr (4c)	(-)- 12	EtOH-Water	(4c) ₂ · (-)- 12	Rac.	-	-	-	80

^{a-c} as in Table 6

When Ca(H-DBTA)₂ [(-)-**11**] was the resolving agent, the alkoxy-3-phospholene oxides (**4a-c**) were prepared with an ee of 17-92%, whereas the corresponding resolving capability values fell in the range of 0.06-0.33 (Table 8, Entries 1-4). Applying Ca(H-DPTTA)₂ [(-)-**12**], the (*R*)-enantiomer of ethoxy- and propoxy-3-phospholene oxide could be prepared with an ee of 75% and 55%, respectively, and with a resolving capability value of 0.33 and 0.20, respectively (Table 8, Entries 5 and 6). It is noteworthy that Ca(H-DPTTA)₂ [(-)-**12**] could not differentiate between the two antipodes of *i*-propoxy-3-phospholene oxide (**4c**) (Table 8, Entry 7).

The results in Table 8 indicate that the longer alkoxy chain may influence the non-bonding interactions with the resolving agent in a negative manner (Compare Table 8, Entry 1 with 2-3 and Entry 5 with 6).

The 1-propoxy-3-phospholene oxide (**4b**) was the only alkoxy derivative whose (*R*)- and (*S*)-enantiomers could be prepared with the same resolving agent, Ca(H-DBTA)₂ [(–)-**11**] using different solvents (ee for (*R*)-**4b**: 59% and ee for (*S*)-**4b**: 17%) (Table 8, Entries 2 and 3).

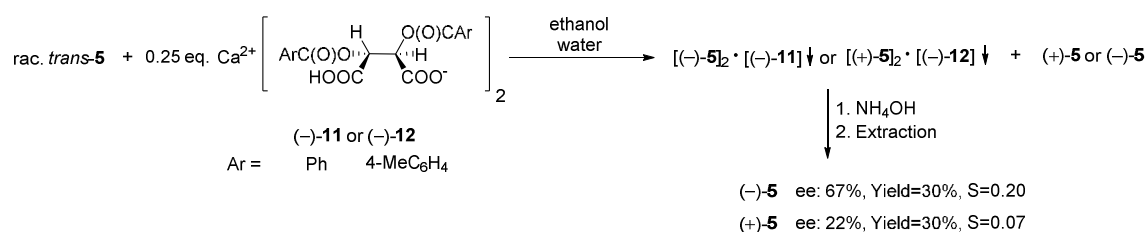
The diastereomers formed on resolution contained the corresponding 1-alkoxy-3-phospholene oxides (**4a-c**) and Ca(H-DBTA)₂ [(–)-**11**] or Ca(H-DPTTA)₂ [(–)-**12**] in a ratio of 2:1 similarly to the cases described for the resolution of most of the aryl- and alkyl-3-phospholene oxides (Compare Table 8 with Tables 6 and 7).

2.2.4. Resolution of six-membered P-heterocyclic phosphine oxides and a phosphonic ester-amide (5, 7 and 8) with calcium hydrogen O,O'-dibenzoyl- and di-p-toluoyl-(2R,3R)-tartrate [(–)-11 and (–)-12]

The success with the acidic calcium salts of *O,O'*-dibenzoyl- or *O,O'*-di-*p*-toluoyl-(2*R*,3*R*)-tartaric acid [(–)-**11** or (–)-**12**] in the optical resolution of five-membered phosphine oxides and phosphinates (**1a-j** and **4a-c**) encouraged us to try the enantiomeric separation of six-membered phosphine oxides and a phosphonic ester-amide. The 6,6-dichloro-1-methyl-3-phenyl-3-phosphabicyclo[3.1.0]hexane 3-oxide (**5**), 4-chloro-5-methyl-1-phenyl-1,2,3,6-tetrahydrophosphinine 1-oxide (**7**) and 6-diethylamino-dibenzo[*c.e*][5,6]oxaphosphorine 6-oxide (**8**) served as model compounds, and the resolutions were carried out as it was described in *Section 2.2.1*. The results are summarized in Schemes 15-17.

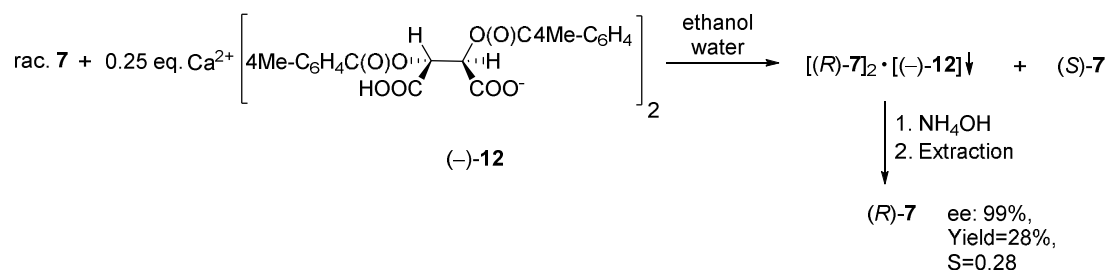
Both Ca(H-DBTA)₂ [(–)-**11**] and Ca(H-DPTTA)₂ [(–)-**12**] were applicable for the partial enantiomeric separation of phenyl-phosphabicyclo[3.1.0]hexane oxide (**5**). Interestingly, resolving agents (–)-**11** or (–)-**12** formed diastereomeric coordination complexes with the

different enantiomers of phosphabicyclo[3.1.0]hexane oxide **5**. In this manner, (–)-**5** and (+)-**5** could be prepared with an ee of 67% and 22%, respectively (Scheme 15).⁷¹



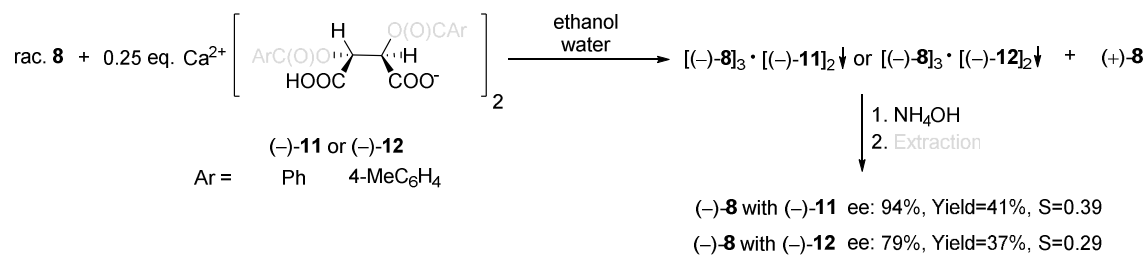
Scheme 15 The resolution of 6,6-dichloro-1-methyl-3-phenyl-3-phosphabicyclo[3.1.0]hexane 3-oxide (**5**) with Ca(H-DBTA)₂ or Ca(H-DPTTA)₂ [(–)-**11** or (–)-**12**]

Using Ca(H-DPTTA)₂ [(–)-**12**] as the resolving agent, enantiopure (*R*)-1-phenyl-1,2,3,6-tetrahydrophosphinine 1-oxide [(*R*)-**7**] could be prepared (Scheme 16). It is noted, that no crystalline diastereomers were formed, when Ca(H-DBTA)₂ [(–)-**11**] was used.⁷⁹



Scheme 16 The resolution of 4-chloro-5-methyl-1-phenyl-1,2,3,6-tetrahydrophosphinine 1-oxide (**7**) with Ca(H-DPTTA)₂ [(–)-**12**]

The acidic calcium salts *O,O'*-dibenzoyl- or *O,O'*-di-*p*-toluoyl-(2*R*,3*R*)-tartaric acid [(–)-**11** or (–)-**12**] were also suitable resolving agents for the preparation of the (–)-6-diethylamino-dibenzo[*c.e*][5,6]oxaphosphorine 6-oxide [(–)-**8**]. Among all of the resolving agents [(–)-**9** - (–)-**12**] used for the enantioseparation of dibenzooxaphosphorine oxide **8**, the highest ee and resolving capability values were obtained with Ca(H-DBTA)₂ [(–)-**11**] (Scheme 17).⁷⁰



Scheme 17 The resolution of 6-diethylamino-dibenzo[*c.e*][5,6]oxaphosphorine 6-oxide (**8**) with Ca(H-DBTA)₂ or Ca(H-DPTTA)₂ [(-)-**11** or (-)-**12**]

2.3. X-Ray analysis of the diastomeric complexes

The crystallization process plays an important role in these investigations not only by forming well defined solid precipitates, but also through the manipulation possibilities through solubility and insolubility properties, as well as affecting *e.g.* the dielectric properties by a designed engineering (fine tuning by crystal engineering). Thus, crystal structure determinations^{56-64,67,73,79} of these complex associate molecular systems may be of use in responding to queries regarding the structural background of the physical processes taking place during the experiments.

Crystallographic data shed light not only on the solvent^{56,64} or co-solvent by identifying not only the presence of these species but also their role in the structure of the respective crystals. An interesting example was provided by the crystal structure of the quaternary (*R*)-*i*-butyl-3-phospholene oxide [(*R*)-**1i**] - spiro-TADDOL [(-)-**10**] - isopropanol 1:2:1 molecular assembly.⁶⁴ In this case, a molecule of the applied solvent was also included in the crystal. The competitive binding of the solvent to the two host molecules and also to the (*R*)-*i*-butyl-3-phospholene oxide [(*R*)-**1i**] resolution target could be traced back to the slightly stronger binding of the solvent than that of the respective (*R*)-*i*-butyl-3-phospholene oxide guest [(*R*)-**1i**].

In an other neutral complex case, the key of the resolution process was the formation of the 2:1 associate of spiro-TADDOL [(-)-**10**] with the (*S*)-(-)-1-isopropyl-3-methyl-3-

phospholene oxide [(*S*)-**1g**] guest.⁶⁵ Apart from the well-defined classical *H*-bridges, large number of short C—H...O contacts were also present. Further support for the quantification of binding forces came from force field calculations and from a semi-empirical computational analysis. These provided nearly same and cohesive binding energies in the range of -135 – -125 kJ/mol.⁶² Thus, major binding effects were successfully recognized in the structure discussed (Fig. 5).

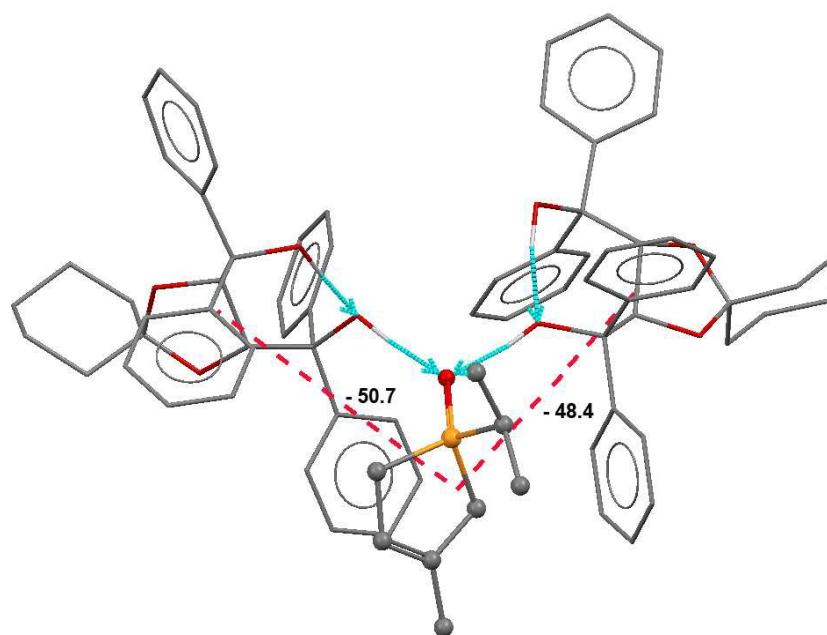


Fig. 5 The two largest attractive interactions (in kJ/mol) indicated also by red broken lines between respective molecular centres in the crystal of (*S*)-(-)-1-isopropyl-3-methyl-3-phospholene oxide guest [(*S*)-**1g**] with two independent spiro-TADDOL [(-)-**10**] hosts. Arrows indicate donor - acceptor directions of the H-bond vectors.

This identifies the major cohesive forces in the solid state that possibly also operates under the conditions of resolution.

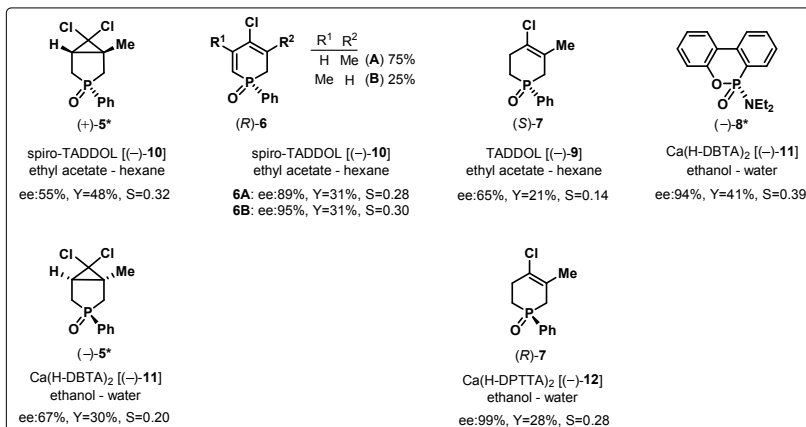
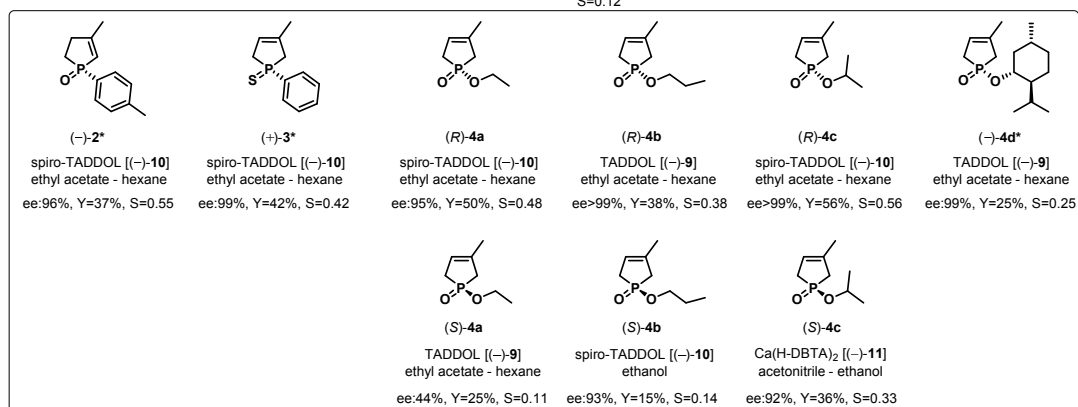
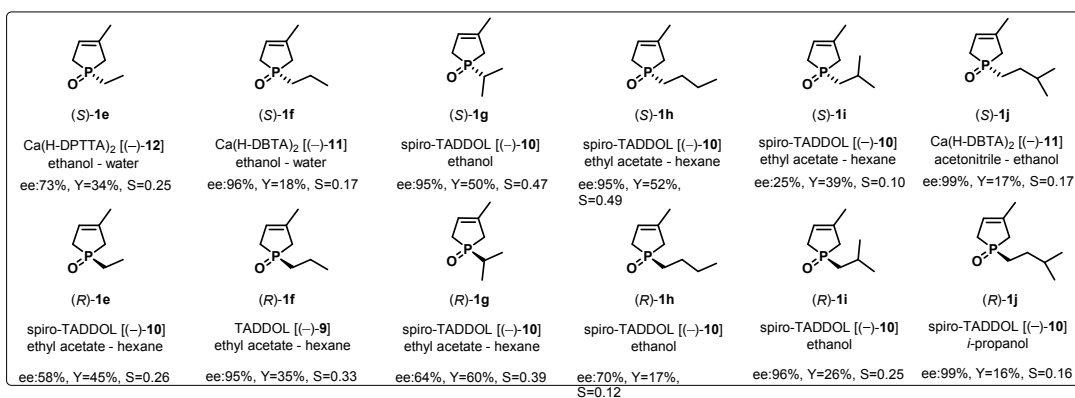
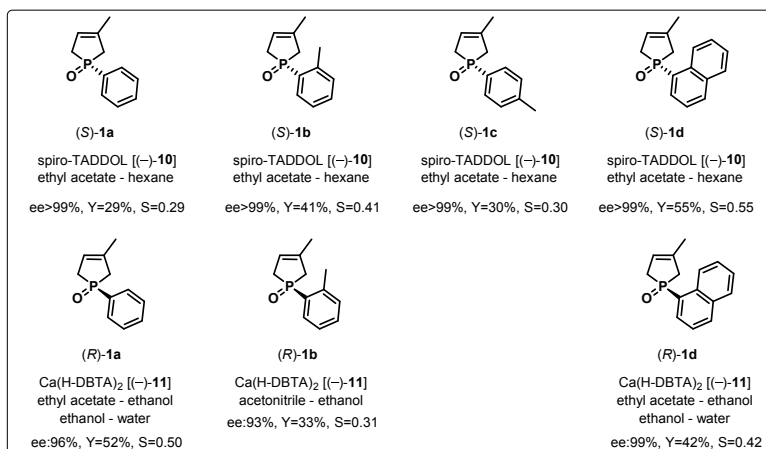
The crystal structures of the acidic Ca - tartarate salt complexes^{67,73,79} disclosed a more alike pattern both in the composition, and in the way of binding the target phospholene oxides (**1**). Common feature in these crystals is that two acidic tartarate anions and two phospholene oxides contributed to a square - pyramid coordination sphere around the Ca²⁺ cation and the formation of a catena - type endless chain using crystallographic translations. The acidic proton forms a *H*-bridge with the anion, so that the coordination from the carboxylic / carboxylate groups provide a partial negative charge distributed evenly. A further feature of the coordination sphere is that either a perfect or an approximate twofold symmetry or pseudo-symmetry rules their global shape.

As it turned out clearly from this series of crystal structure determinations,^{56-64,67,73,79} the obvious and common binding of the P-oxides is realized through the P=O oxygen atom. As it was described, the binding is primarily established through *H*-bonding in the neutral type assemblies incorporating TADDOL derivatives [(–)-**9** and (–)-**10**]. The acidic Ca salt matrices involved the binding of the P=O function into the sixfold coordination sphere of the metal ion. These observations may be explained by the enhanced negative charge on the P=O oxygen atom.

3. Conclusions

In this paper, our versatile resolution methods applying TADDOL derivatives [(–)-**9** and (–)-**10**] or the Ca²⁺-salts of tartaric acid derivatives [(–)-**11** and (–)-**12**] were summarized, that methods were widely applicable for the preparation of five- and six-membered P-heterocyclic phosphine oxides, phosphinates, a phosphine sulfide and a phosphonic ester-amide (**1-8**) in optically active form. The corresponding enantiomers (**1-8**) were obtained with ee above 95% in the majority of the instances. The P-heterocycles (**1-8**) discussed were unknown in the literature in optically active form. The absolute configuration of the P-stereogenic centers was

also determined in most of the instances. In a few cases, diastereomeric molecular or coordination complexes were characterized by X-ray crystallography and the characteristic non-bonding interactions between the host and the molecules were identified. The optically active P-heterocyclic phosphine oxides are precursors of the corresponding P(III)-compounds which could be applied as ligands in platinum complexes (**14**).^{62,81-85} In this paper, our versatile resolution methods applying TADDOL derivatives [(-)-**9** and (-)-**10**] or the Ca²⁺-salts of tartaric acid derivatives [(-)-**11** and (-)-**12**] were summarized, that methods were widely applicable for the preparation of five- and six-membered P-heterocyclic phosphine oxides, phosphinates, a phosphine sulfide and a phosphonic ester-amide (**1-8**) in optically active form (**Fig. 6**).



* Tentative assignment of the absolute P-configuration.

Fig. 6 The best results for the resolution of five- and six-membered P-heterocyclic phosphine oxides, phosphinates, a phosphine sulfide and a phosphonic ester-amide (**1-8**).

Acknowledgements

The authors are grateful to Hungarian Research Fund for financial support (Grant No. K83118, K104769 and PD116096).

References

1. L. D. Quin, *A guide to organophosphorus chemistry*, John Wiley & Sons, New York, 2000.
2. T. Imamoto, in *Handbook of Organophosphorus Chemistry*, ed. R. Engel, Marcel Dekker, New York, 1992, ch. 1, pp. 1-54.
3. R. Noyori, *Asymmetric Catalysis in Organic Synthesis*, John Wiley & Sons, New York, 1994.
4. A. Börner, ed., *Phosphorus Ligands in Asymmetric Catalysis*, Wiley-VCH, Weinheim, 2008.
5. I. Ojima, ed., *Catalytic Asymmetric Synthesis*, Wiley, Weinheim, 2010.
6. H. Brunner and W. Zettlmeier, *Handbook of enantioselective catalysis with transition metal compounds*, VCH, Weinheim, 1993.
7. E. N. Jacobsen, A. Pfaltz and H. Yamamoto, eds., *Comprehensive Asymmetric Catalysis*, Springer-Verlag, Heidelberg, 2000.
8. W. Tang and X. Zhang, *Chem. Rev.*, 2003, **103**, 3029-3070.
9. A. Grabulosa, *P-Stereogenic Ligands in Enantioselective Catalysis*, The Royal Society of Chemistry, Cambridge, 2010.
10. S. Lühr, J. Holz and A. Börner, *ChemCatChem*, 2011, **3**, 1708-1730.
11. K. M. Pietrusiewicz and M. Zablocka, *Chem. Rev.*, 1994, **94**, 1375-1411.
12. O. Korpiun and K. Mislow, *J. Am. Chem. Soc.*, 1967, **89**, 4784-4786.
13. S. Juge, M. Stephan, J. A. Laffitte and J. P. Genet, *Tetrahedron Lett.*, 1990, **31**, 6357-6360.
14. J. V. Carey, M. D. Barker, J. M. Brown and M. J. H. Russell, *J. Chem. Soc. Perkin Trans. 1*, 1993, 831-839.
15. E. J. Corey, Z. Chen and G. J. Tanoury, *J. Am. Chem. Soc.*, 1993, **115**, 11000-11001.
16. M. J. Johansson and N. Kann, *Mini-Rev. Org. Chem.*, 2004, **1**, 233-247.
17. A. Grabulosa, J. Granell and G. Muller, *Coord. Chem. Rev.*, 2007, **251**, 25-90.
18. D. S. Glueck, *Synlett*, 2007, **2007**, 2627-2634.
19. O. I. Kolodiazhnyi, *Tetrahedron: Asymmetry*, 2012, **23**, 1-46.
20. O. I. Kolodiazhnyi, V. P. Kukhar and A. O. Kolodiazhna, *Tetrahedron: Asymmetry*, 2014, **25**, 865-922.
21. E. Bergin, C. T. O'Connor, S. B. Robinson, E. M. McGarrigle, C. P. O'Mahony and D. G. Gilheany, *J. Am. Chem. Soc.*, 2007, **129**, 9566-9567.

22. K. Nikitin, K. V. Rajendran, H. Müller-Bunz and D. G. Gilheany, *Angew. Chem. Int. Ed.*, 2014, **53**, 1906-1909.
23. I. G. M. Campbell and J. K. Way, *J. Chem. Soc.*, 1961, 2133-2141.
24. S. Lelièvre, F. Mercier, L. Ricard and F. Mathey, *Tetrahedron: Asymmetry*, 2000, **11**, 4601-4608.
25. W. Tang, A. G. Capacci, A. White, S. Ma, S. Rodriguez, B. Qu, J. Savoie, N. D. Patel, X. Wei, N. Haddad, N. Grinberg, N. K. Yee, D. Krishnamurthy and C. H. Senanayake, *Org. Lett.*, 2010, **12**, 1104-1107.
26. W. Tang, B. Qu, A. G. Capacci, S. Rodriguez, X. Wei, N. Haddad, B. Narayanan, S. Ma, N. Grinberg, N. K. Yee, D. Krishnamurthy and C. H. Senanayake, *Org. Lett.*, 2010, **12**, 176-179.
27. Z. Pakulski, O. M. Demchuk, J. Frelek, R. Luboradzki and K. M. Pietrusiewicz, *Eur. J. Org. Chem.*, 2004, **2004**, 3913-3918.
28. G. Ostrogovich and F. Kerek, *Angew. Chem.*, 1971, **83**, 496-497.
29. X.-M. Sun, K. Manabe, W. W. L. Lam, N. Shiraishi, J. Kobayashi, M. Shiro, H. Utsumi and S. Kobayashi, *Chem. Eur. J.*, 2005, **11**, 361-368.
30. F. G. Holliman and F. G. Mann, *J. Chem. Soc.*, 1947, 1634-1642.
31. F. A. Hart and F. G. Mann, *J. Chem. Soc.*, 1955, 4107-4114.
32. J. R. Corfield, J. R. Shutt and S. Trippett, *J. Chem. Soc. Chem. Commun.*, 1969, 789-790.
33. K. D. Berlin and C.-H. Chen, *J. Org. Chem.*, 1971, **36**, 2791-2796.
34. K. L. Marsi and H. Tuinstra, *J. Org. Chem.*, 1975, **40**, 1843-1844.
35. N. Gurusamy and K. D. Berlin, *J. Am. Chem. Soc.*, 1982, **104**, 3114-3119.
36. H. Takaya, K. Mashima, K. Koyano, M. Yagi, H. Kumobayashi, T. Taketomi, S. Akutagawa and R. Noyori, *J. Org. Chem.*, 1986, **51**, 629-635.
37. Y. Hamada, F. Matsuura, M. Oku, K. Hatano and T. Shioiri, *Tetrahedron Lett.*, 1997, **38**, 8961-8964.
38. U. Matteoli, V. Beghetto, C. Schiavon, A. Scrivanti and G. Menchi, *Tetrahedron: Asymmetry*, 1997, **8**, 1403-1409.
39. T. Miura and T. Imamoto, *Tetrahedron Lett.*, 1999, **40**, 4833-4836.
40. T. Benincori, S. Gladiali, S. Rizzo and F. Sanniccolo, *J. Org. Chem.*, 2001, **66**, 5940-5942.
41. S. D. de Paule, S. Jeulin, V. Ratovelomanana-Vidal, J. P. Genet, N. Champion and P. Dellis, *Tetrahedron Lett.*, 2003, **44**, 823-826.
42. J. Omelanczuk, A. Karaçar, M. Freytag, P. G. Jones, R. Bartsch, M. Mikolajczyk and R. Schmutzler, *Inorg. Chim. Acta*, 2003, **350**, 583-591.
43. J. Holt, A. M. Maj, E. P. Schudde, K. M. Pietrusiewicz, L. Sieroń, W. Wieczorek, T. Jerphagnon, I. W. C. E. Arends, U. Hanefeld and A. J. Minnaard, *Synthesis*, 2009, **2009**, 2061-2065.
44. D. Liu and X. Zhang, *Eur. J. Org. Chem.*, 2005, **2005**, 646-649.
45. T. Imamoto, K. V. L. Crépy and K. Katagiri, *Tetrahedron: Asymmetry*, 2004, **15**, 2213-2218.
46. K. Tani, L. D. Brown, J. Ahmed, J. A. Ibers, M. Yokota, A. Nakamura and S. Otsuka, *J. Am. Chem. Soc.*, 1977, **99**, 7876-7886.
47. E. Duran, E. Gordo, J. Granell, M. Font-Bardia, X. Solans, D. Velasco and F. Lopez-Calahorra, *Tetrahedron: Asymmetry*, 2001, **12**, 1987-1997.
48. E. Duran, E. Gordo, J. Granell, D. Velasco and F. Lopez-Calahorra, *Tetrahedron Lett.*, 2001, **42**, 7791-7793.
49. F. Doro, M. Lutz, J. N. H. Reek, A. L. Spek and P. van Leeuwen, *Eur. J. Inorg. Chem.*, 2008, 1309-1317.

50. F. Robin, F. Mercier, L. Ricard, F. Mathey and M. Spagnol, *Chem. Eur. J.*, 1997, **3**, 1365-1369.
51. F. Mathey, F. Mercier, F. Robin and L. Ricard, *J. Organomet. Chem.*, 1998, **557**, 117-120.
52. G. Frison, F. Brebion, R. Dupont, F. Mercier, L. Ricard and F. Mathey, *C. R. Chimie*, 2002, **5**, 245-249.
53. F. Bienewald, L. Ricard, F. Mercier and F. Mathey, *Tetrahedron: Asymmetry*, 1999, **10**, 4701-4707.
54. G. He, K. F. Mok and P.-H. Leung, *Organometallics*, 1999, **18**, 4027-4031.
55. D. Seebach, A. K. Beck and A. Heckel, *Angew. Chem. Int. Ed.*, 2001, **40**, 92-138.
56. T. Novák, J. Schindler, V. Ujj, M. Czugler, E. Fogassy and G. Keglevich, *Tetrahedron: Asymmetry*, 2006, **17**, 2599-2602.
57. W. J. Pope and S. J. Peachey, *J. Chem. Soc., Trans.*, 1899, **75**, 1066-1093.
58. M. Ács, E. Fogassy, C. Kassai, D. Kozma and M. Nógrádi, *CRC Handbook of Optical Resolutions via Diastereoisomeric Salt Formation*, CRC Press, Boca Raton, 2002.
59. E. Fogassy, M. Nógrádi, D. Kozma, G. Egri, E. Pálovics and V. Kiss, *Org. Biomol. Chem.*, 2006, **4**, 3011-3030.
60. F. Faigl, E. Fogassy, M. Nógrádi, E. Pálovics and J. Schindler, *Tetrahedron: Asymmetry*, 2008, **19**, 519-536.
61. T. Novák, V. Ujj, J. Schindler, M. Czugler, M. Kubinyi, Z. A. Mayer, E. Fogassy and G. Keglevich, *Tetrahedron: Asymmetry*, 2007, **18**, 2965-2972.
62. P. Bagi, K. Juhász, I. Timári, K. E. Kövér, D. Mester, M. Kállay, M. Kubinyi, T. Szilvási, P. Pongrácz, L. Kollár, K. Karaghiosoff, M. Czugler, L. Drahos, E. Fogassy and G. Keglevich, *J. Organomet. Chem.*, 2015, **797**, 140-152.
63. P. Bagi, A. Fekete, M. Kállay, D. Hessz, M. Kubinyi, T. Holczbauer, M. Czugler, E. Fogassy and G. Keglevich, *Chirality*, 2014, **26**, 174-182.
64. P. Bagi, A. Fekete, M. Kállay, D. Hessz, M. Kubinyi, T. Holczbauer, M. Czugler, E. Fogassy and G. Keglevich, *Heteroatom Chem.*, 2015, **26**, 79-90.
65. P. Bagi, K. Juhász, D. Hessz, M. Kállay, M. Kubinyi, K. Karaghiosoff, M. Czugler, E. Fogassy and G. Keglevich, 2015, *unpublished work*.
66. R. A. Sheldon, *Chirotechnology: Industrial Synthesis of Optically Active Compounds*, Marcel Dekker, New York, 1993.
67. P. Bagi, M. Kállay, D. Hessz, M. Kubinyi, T. Holczbauer, M. Czugler, E. Fogassy and G. Keglevich, *Tetrahedron: Asymmetry*, 2014, **25**, 318-326.
68. G. Keglevich, J. Dvorszki, V. Ujj and K. Ludányi, *Heteroatom Chem.*, 2010, **21**, 271-277.
69. V. Ujj, T. Szuhánszki, J. Schinder, M. Czugler, E. Fogassy and G. Keglevich, *Hun. J. Ind. Chem.*, 2008, **36**, 131-136.
70. V. Ujj, Ph.D Thesis, 2010.
71. P. Bagi, A. Laki and G. Keglevich, *Heteroatom Chem.*, 2013, **24**, 179-186.
72. V. Ujj, A. Kerényi, A. Laki, E. Fogassy and G. Keglevich, *Lett. Org. Chem.*, 2010, **7**, 110-113.
73. P. Bagi, K. Karaghiosoff, M. Czugler, D. Hessz, M. Kállay, M. Kubinyi, T. Szilvási, P. Pongrácz, L. Kollár, I. Timári, K. E. Kövér, L. Drahos, E. Fogassy and G. Keglevich, *Heteroatom Chem.*, 2015, *submitted*.
74. G. Keglevich, *Synthesis*, 1993, 931-942.
75. G. Keglevich, *Curr. Org. Chem.*, 2006, **10**, 93-111.
76. A. Mravik, Z. Böcskei, Z. Katona, I. Markovits and E. Fogassy, *Angew. Chem. Int. Ed.*, 1997, **36**, 1534-1536.

77. A. Mravik, Z. Bocskei, K. Simon, F. Elekes and Z. Izsaki, *Chem. Eur. J.*, 1998, **4**, 1621-1627.
78. A. Mravik, Z. Böcskei, Z. Katona, I. Markovits, G. Pokol, D. K. Menyhárd and E. Fogassy, *J. Chem. Soc. Chem. Commun.*, 1996, 1983-1984.
79. V. Ujj, J. Schindler, T. Novák, M. Czugler, E. Fogassy and G. Keglevich, *Tetrahedron: Asymmetry*, 2008, **19**, 1973-1977.
80. V. Ujj, P. Bagi, J. Schindler, J. Madarász, E. Fogassy and G. Keglevich, *Chirality*, 2010, **22**, 699-705.
81. P. Bagi, T. Kovács, T. Szilvási, P. Pongrácz, L. Kollár, L. Drahos, E. Fogassy and G. Keglevich, *J. Organomet. Chem.*, 2014, **751**, 306-313.
82. A. Kerényi, V. Kovács, T. Körtvélyesi, K. Ludányi, L. Drahos and G. Keglevich, *Heteroatom Chem.*, 2010, **21**, 63-70.
83. P. Pongrácz, L. Kollár, A. Kerényi, V. Kovács, V. Ujj and G. Keglevich, *J. Organomet. Chem.*, 2011, **696**, 2234-2237.
84. G. Keglevich, P. Bagi, Á. Szöllősy, T. Körtvélyesi, P. Pongrácz, L. Kollár and L. Drahos, *J. Organomet. Chem.*, 2011, **696**, 3557-3563.
85. P. Bagi, T. Szilvási, P. Pongrácz, L. Kollár, L. Drahos and G. Keglevich, *Curr. Org. Chem.*, 2014, **18**, 1529-1538.

Graphical Abstract

Resolution of P-stereogenic P-heterocycles via the formation of diastereomeric molecular and coordination complexes (a review)

Péter Bagi, Viktória Ujj, Mátyás Czugler, Elemér Fogassy, György Keglevich

TADDOL derivatives and the Ca^{2+} -salts of tartaric acid derivatives were found to be versatile and generally applicable resolving agents for the preparation of the enantiomers of P-stereogenic heterocyclic phosphine oxides and phosphinates via the formation of the corresponding diastereomeric molecular and coordination complexes.

