

Cite this: *Chem. Sci.*, 2025, 16, 16567 All publication charges for this article have been paid for by the Royal Society of ChemistryReceived 22nd July 2025
Accepted 11th August 2025

DOI: 10.1039/d5sc05477j

rsc.li/chemical-science

Aminocatalytic enantioselective [2 + 2] cycloaddition of Bicyclo[1.1.0]butanes and α,β -unsaturated aldehydes

René Slot Bitsch,  Enrico Marcantonio,  Erlaitz Basabe Obregón,  †
Ida Rygaard Kocemba,  † Jonas Faghtmann  † and Karl Anker Jørgensen  *

Bicyclo[1.1.0]butanes have opened a new area of chemical space for construction of bicyclo[2.1.1]hexanes – a scaffold showing promise as *ortho*- and *meta*-aryl bioisosteres. Herein, we present the first aminocatalytic concept that enables the enantioselective [2 + 2] cycloaddition of bicyclo[1.1.0]butanes with α,β -unsaturated aldehydes. The reaction is general for α,β -unsaturated aldehydes, substituted at the γ -position with aromatic functionalities, esters and ketones, by applying a secondary aminocatalyst and Yb(OTf)₃ as a Lewis acid to activate the bicyclo[1.1.0]butane. For cinnamaldehydes, bicyclo[2.1.1]hexane cycloadducts are obtained in moderate to good yields, and up to 96.5:3.5 e.r. Pleasingly, α,β -unsaturated aldehydes containing ester and ketone functionalities in the γ -position provided high yields and enantioselectivities up to 98.5:1.5 e.r. For all three classes of [2 + 2] cycloadditions, a range of α,β -unsaturated aldehydes and bicyclo[1.1.0]butanes were successfully tolerated. Several transformations adding further complexity to the bicyclo[2.1.1]hexane scaffolds are disclosed. Finally, a reaction mechanism is proposed.

Introduction

Recently, small carbocyclic rings have received considerable attention due to their beneficial physicochemical properties and prospective use as bioisosteres.¹ In particular, bicyclo[2.1.1]hexanes (BCHs) have been in focus due to their potential as *ortho*- or *meta*-aryl replacements within the “Escape from Flatland” paradigm (Scheme 1A).²

The most facile approach for the generation of decorated BCHs is the strain-release driven [2 + 2] cycloaddition between the central bond of bicyclo[1.1.0]butanes (BCBs) and olefins. This was first accomplished in a racemic fashion by leveraging a photocatalytic energy-transfer process by the group of Glorius,³ or by utilizing a SmI₂ catalyzed radical relay process as demonstrated by Procter *et al.*⁴

The first entry into enantioenriched BCHs from BCBs was developed by the group of Bach using a stoichiometric chiral template as photosensitizer to promote an energy-transfer event to enable the [2 + 2] cycloaddition.⁵ Since then, several catalytic enantioselective methodologies have been developed to access carbon-based BCHs, mainly relying on four different catalytic strategies.⁶

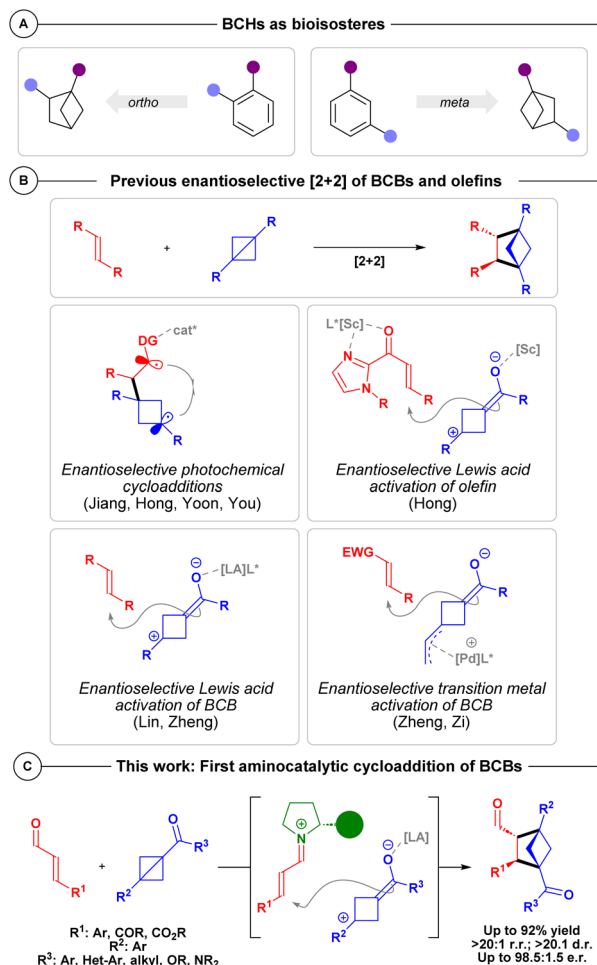
The first is based on photocatalytic [2 + 2] cycloadditions between BCBs and an olefin bearing a directing-group in the presence of a chiral Brønsted acid or Lewis acid (Scheme 1B, top left).⁷ Similarly, chiral Lewis acid catalysis has played a pivotal role in the formation of BCHs from BCBs in asymmetric [2 + 2] cycloadditions, and have been accomplished either by activating the olefin (Scheme 1B, top right)^{7b} or the BCB (Scheme 1B, bottom left).⁸ Lastly enantioenriched BCHs have also been accessed from transition-metal catalysis of vinyl-BCBs with electron-deficient olefins (Scheme 1B, bottom right).⁹ While not yet having been utilized for the formation of all-carbon BCH scaffolds, chiral Brønsted-acid catalysts have shown success for the formation of enantioenriched *aza*-BCHs.¹⁰ To the best of our knowledge, aminocatalysis has not been explored in the context of BCB chemistry for the enantioselective synthesis of BCHs.

Aminocatalysis has proven compatible with multiple external catalytic systems in synergistic strategies,¹¹ including metal complexes such as palladium,¹² and iridium,¹³ but also Lewis acids,¹⁴ and photoredox systems.¹⁵ In light of previous works regarding the formation of BCHs from BCBs, and the high tolerance of aminocatalysis towards external catalytic systems, we anticipated that a synergistic aminocatalytic methodology might be possible. Therefore, the BCB requires activation by a Lewis acid, meanwhile the aminocatalyst should activate the α,β -unsaturated aldehyde by *in situ* formation of an iminium ion (Scheme 1C).^{11,16}

Department of Chemistry, Aarhus University, 8000 Aarhus C, Denmark. E-mail: kaj@chem.au.dk

† These authors contributed equally.





Scheme 1 (A) BCHs as bioisosteres. (B) Asymmetric activation strategies to form BCHs. (C) Envisioned enantioselective aminocatalytic activation strategy.

Results and discussion

The envisioned [2 + 2] cycloaddition was unlocked by reacting 4-bromocinnamaldehyde **1a** and disubstituted phenyl ketone BCB **2a** in the presence of trimethylsilyl diaryl prolinol **C1** and HFIP (Table 1, entry 1). We were pleased to observe that the envisioned BCH **3a** was formed in 30% yield as a single regio- and diastereoisomer in 13 : 87 e.r. Next, we replaced HFIP with a catalytic amount of Yb(OTf)₃ and we were pleased that the enantiomeric ratio of **3a** was improved to 3 : 97 e.r. (entry 2). Two control experiments demonstrated the necessity of both aminocatalyst and Lewis acid for reactivity (entry 3 and 4). A series of Lewis acids were investigated (Table 1, entry 5, 6 and SI). The presence of a catalytic amount of Sc(OTf)₃ or BF₃·OEt₂ both provided the same enantiomeric ratio of **3a** in 3 : 97 e.r. similar to the application of Yb(OTf)₃. Interestingly, in the presence of BF₃·OEt₂, a by-product speculated to originate from the *oxa*-[2 + 2] between the BCB and aldehyde carbonyl, as demonstrated by Glorius utilizing the same Lewis acid, was observed in 25% NMR yield.¹⁷ Applying THF or PhCl as the solvent, the enantiomeric ratio improved up to 0.5 : 99.5;

Table 1 Optimization of reaction conditions^a

Entry	Solv.	BCB	LA	Cat.	Yield ^b [%]	e.r.
1 ^c	CH ₂ Cl ₂	2a	—	C1	30	13 : 87
2	CH ₂ Cl ₂	2a	Yb(OTf) ₃	C1	31	3 : 97
3	CH ₂ Cl ₂	2a	—	C1	<5	—
4	CH ₂ Cl ₂	2a	Yb(OTf) ₃	—	<5	—
5	CH ₂ Cl ₂	2a	Sc(OTf) ₃	C1	29	3 : 97
6	CH ₂ Cl ₂	2a	BF ₃ ·OEt ₂	C1	30	4 : 96
7	THF	2a	Yb(OTf) ₃	C1	13	1.5 : 98.5
8	PhCl	2a	Yb(OTf) ₃	C1	23	0.5 : 99.5
9 ^d	CH ₂ Cl ₂	2a	Yb(OTf) ₃	C1	16	3 : 97
10 ^e	CH ₂ Cl ₂	2a	Yb(OTf) ₃	C1	<5	—
11 ^f	CH ₂ Cl ₂	2a	Yb(OTf) ₃	C1	35	3 : 97
12 ^{f,g}	CH ₂ Cl ₂	2a	Yb(OTf) ₃	C1	63 ^h	3.5 : 96.5
13 ^f	CH ₂ Cl ₂	2b	Yb(OTf) ₃	C1	56	10 : 90
14 ^f	CH ₂ Cl ₂	2b	Yb(OTf) ₃	C2	62 ^h	93 : 7
15 ^f	CH ₂ Cl ₂	2b	Yb(OTf) ₃	C3	<5	—

^a Reaction conditions: **1a** (0.050 mmol), **2a** or **2b** (0.060 mmol), **C** (20 mol%), Lewis acid (10 mol%), H₂O (0.10 mmol) in solvent (0.2 mL) for 18 h at rt. Regio- and diastereoisomeric ratios determined by ¹H NMR spectroscopy of the reaction crude. e.r. determined by chiral-phase ultra performance convergence chromatography (UPC²) analysis. ^b Determined by ¹H NMR spectroscopy of the reaction crude using 1,3,5-trimethoxybenzene as internal standard. ^c Using 10 equiv. of HFIP, and no addition of H₂O. ^d Using 10 equiv. of H₂O. ^e Using 2 spheres of 4 Å MS and no addition of H₂O. ^f Using 3 equiv. of **1a** (0.15 mmol) and 1 equiv. of **2a** or **2b** (0.050 mmol). ^g Using 40 mol% **C1** and stirred for 48 h. ^h Isolated yield.

however, at the expense of the yield of **3a** (entry 7 and 8). During the optimization, we observed that water was crucial for reactivity, as its absence impaired the reaction (entry 9 and 10). A beneficial effect of water has also been observed by *e.g.* Feringa and Kobayashi who proposed that water coordinates to Yb(III), thereby loosening the coordination sphere and making it more accessible for coordination.¹⁸

The reaction was dependent on the stoichiometry, with a modest increase in yield applying 3 equiv. of **1a** relative to **2a** (entry 11). To achieve full conversion of BCB **2a** increased aminocatalyst loading and reaction time were required, affording **3a** in good yield and excellent enantioselectivity (entry 12 and SI). Replacing the phenyl ketone in the BCB to a pyrazole containing BCB **2b** improved the conversion and cycloadduct **3b** was furnished in 56% yield and 10 : 90 e.r. (entry 13 and SI). Screening of aminocatalysts revealed enhanced enantiomeric ratio with catalyst **C2** (entry 14, 15 and SI). The reaction was incompatible with monosubstituted BCBs, presumably due to

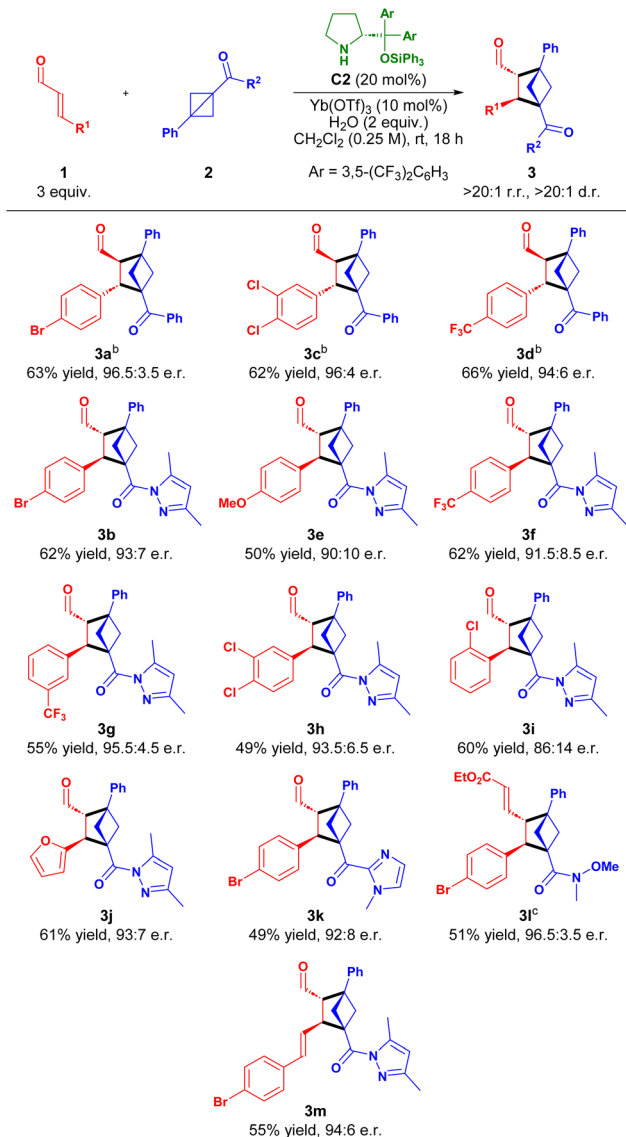


lack of the electronic push–pull system present in disubstituted BCBs **2** (see SI).^{1b,19}

With the optimal conditions in hand (Table 1, entry 10 and 12), the scope of the [2 + 2] cycloaddition of substituted cinnamaldehydes **1** with different BCBs **2** was investigated (Table 2).

For the [2 + 2] cycloaddition of *para*-substituted cinnamaldehydes **1a–c** with disubstituted phenyl ketone BCB **2a**, good yields of BCH-cycloadducts **3a,c,d** were obtained with excellent enantiomeric ratio (up to 96.5 : 3.5 e.r.). Replacing the phenyl substituent of the BCB with a pyrazole (**2b**) afforded similar yields of the cycloadducts, without increasing catalyst

Table 2 Scope of the [2 + 2] cycloaddition between cinnamaldehydes **1** and BCBs **2**^a



^a Reaction conditions: **1** (3 equiv.), **2** (1 equiv.), C2 (20 mol%), Yb(OTf)₃ (10 mol%), H₂O (2 equiv.) in CH₂Cl₂ (0.25 M) for 18 h. Yield of isolated product. Regio- and diastereoisomeric ratios determined by ¹H NMR spectroscopy of the reaction crude. e.r. determined by UPC² analysis. ^b With C1 (40 mol%) and stirred for 48 h. ^c Isolated after *in situ* Wittig olefination.

loadings. For *para*- and *meta*-substituted cinnamaldehydes, cycloadducts **3b,e–h** were formed in up to 62% yield; however, with a slight decrease in the enantiomeric ratio – 95.5 : 4.5 to 90 : 10 e.r. – compared to **3a** (96.5 : 3.5 e.r.). For *ortho*-chloro cycloadduct **3i**, the enantioselectivity was reduced to 86 : 14 e.r., presumably due to steric constraint. The furanyl-substituted α,β -unsaturated aldehyde reacted smoothly, yielding **3j** in 61% yield and 93 : 7 e.r. *N*-methyl imidazole and Weinreb amide containing BCBs, **2c** and **2d** were also suitable substrates providing the corresponding BCH-cycloadducts **3k** and **3l** (after *in situ* Wittig olefination) in moderate yields with high enantiomeric ratios. Interestingly, dienal **1h** reacted exclusively at the proximal olefin, leaving the distant one untouched, thereby generating **3m** in 55% yield and 96 : 4 e.r.²⁰ Replacing the aromatic functionality in the β -position with an alkyl (2-pentenal) only afforded the corresponding BCH-cycloadduct in trace amount (see SI).

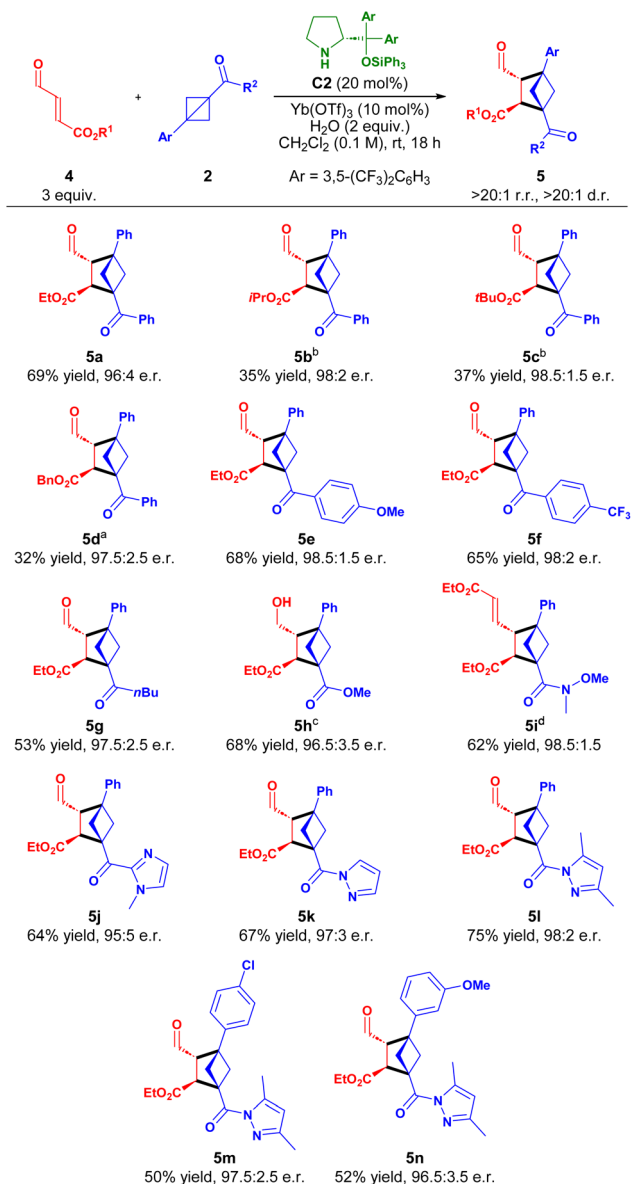
The results for the [2 + 2] cycloaddition of cinnamic aldehydes with BCBs in Table 2 reveal the reactions to proceed in moderate to good yields and with high to excellent enantiomeric excess. We were therefore pleased to find that more activated α,β -unsaturated aldehydes, such as γ -ester-enals **4** reacted faster for the phenyl-ketone derived BCBs compared to cinnamaldehydes **1** without necessitating increased amino-catalyst loading in the [2 + 2] cycloaddition (Table 3). The reaction proved more efficient under more dilute conditions (0.1 M) (see SI).

The [2 + 2] cycloaddition of ethyl γ -ester-enals **4a** with BCB **2a** efficiently afforded cycloadduct **5a** in 69% yield and 96 : 4 e.r. For the different γ -ester-enals **4b–d** a lower conversion (~40%) was observed; thus, using the optimized reaction conditions for **5a** provided **5b–d** in reduced yields (32–37%), but maintaining excellent enantioselectivity (97.5 : 2.5 to 98.5 : 1.5 e.r.). Derivatization of the phenyl ketone moiety of **2a** was also permitted, as both electron-donating and -withdrawing substituents reacted smoothly, affording **5e,f** in good yields and excellent enantiomeric ratios (98 : 2 to 98.5 : 1.5 e.r.). Additionally, an aliphatic ketone proved viable, forming **5g** in 53% yield with 97.5 : 2.5 e.r. Other carbonyl functionalities, such as esters and amides, on the BCB were also well-tolerated, yielding **5h,i** in high yields and excellent enantiomeric ratios after NaBH₄ reduction or Wittig olefination (up to 68% yield, 98.5 : 1.5 e.r.). Heteroaromatic carbonyls embedding an imidazole or pyrazoles were also feasible, furnishing **5j–l** in 64–75% yield and 95 : 5–98 : 2 e.r. Finally, derivatization of the aryl group of **2b** was possible, forming **5m,n** in moderate yield and excellent enantioselectivity. Introducing a CF₃-group at the *meta*-position of the aryl of **2b** shut down reactivity, probably due to the destabilization of the benzylic carbocation of the zwitterionic intermediate (*vide infra* and see SI).

Encouraged by the generality and positive results for the reaction of γ -ester-enals **4**, we next explored the reactivity of γ -keto-enals **6** in the [2 + 2] cycloaddition (Table 4).

A series of substituted γ -keto-enals **6a–f** bearing both electron-donating and -withdrawing substituents in *ortho*-, *meta*- and *para*-positions were well-tolerated, delivering BCHs **7a–f** in high yields (63–92%) with high enantioselectivities (95 :



Table 3 Scope of the [2 + 2] cycloaddition between γ -ester-enals 4 and BCBs 2^a

^a Reaction conditions: 4 (3 equiv.), 2 (1 equiv.), C2 (20 mol%), Yb(OTf)₃ (10 mol%), H₂O (2 equiv.) in CH₂Cl₂ (0.1 M) for 18 h. Yield of isolated product. Regio- and diastereoisomeric ratios determined by ¹H NMR spectroscopy of the reaction crude. e.r. determined by UPC² analysis. ^b Isolated at ~40% conversion. ^c Isolated after *in situ* NaBH₄ reduction. ^d Isolated after *in situ* Wittig olefination.

5–92:8 e.r.). Both linear and branched aliphatic γ -keto-enals **6g,h** reacted efficiently, yielding cycloadducts **7g** and **7h** in 71% yield with 97:3 e.r. and 59% yield with 95.5:4.5 e.r., respectively. Additionally, pyrazole substituted BCB reacted with aliphatic and aromatic γ -keto-enals in a similar fashion affording **7i** and **7j** in 58 and 45% yield and 96:4 and 92.5:7.5 e.r., respectively. Furthermore, BCBs bearing a Weinreb amide and methyl ester functionality were well-tolerated after *in situ* Wittig transformation providing **7k,l** in good yields and high enantioselectivities.

Table 4 Scope of the [2 + 2] cycloaddition between γ -keto-enals 6 and BCBs 2^a

^a Reaction conditions: 6 (3 equiv.), 2 (1 equiv.), C2 (20 mol%), Yb(OTf)₃ (10 mol%), H₂O (2 equiv.) in CH₂Cl₂ (0.1 M) for 18 h. Yield of isolated product. Regio- and diastereoisomeric ratios determined by ¹H NMR spectroscopy of the reaction crude. e.r. determined by UPC² analysis. ^b Isolated after *in situ* Wittig olefination.

Subsequently, to probe the synthetic utility of the methodology, several synthetic elaborations were performed to further decorate the BCHs (Scheme 2).

The acyl-pyrazole, aldehyde and phenyl-bromine moieties proved to be valuable handles for derivatization. Both aldehyde and acyl-pyrazole were efficiently and simultaneously reduced to diol **8a** by treatment with NaBH₄. The acyl-pyrazole was hydrolyzed to the carboxylic acid by subjection to aqueous LiOH, while leaving the aldehyde untouched, affording **8b** in good yield. Additionally, **3b** proved receptive towards a Suzuki–Miyaura cross-coupling in excellent yield to provide **8c**. The aldehyde motif was also efficiently transformed into the corresponding alkene by a Wittig olefination (**8d**) or hydrazone (**8e**) by treatment with a hydrazine. Finally, to our surprise, when **3b** was subjected to a one-pot imine formation and reduction by NaBH₄ in the presence of MeOH, it simultaneously underwent acyl-substitution to the methyl ester, thereby affording **8f**.





Scheme 2 Scale-up and synthetic transformations of BCH **3b**. Reaction conditions: (i) NaBH₄ in CH₂Cl₂/MeOH; (ii) LiOH in THF/H₂O; (iii) 4-MeO-Ph-B(OH)₂, P(O-Tol)₃, K₂CO₃ and Pd₂dba₃ in 1,4-dioxane/H₂O at 50 °C; (iv) EtO₂CCH=PPh₃ in CH₂Cl₂; (v) 4-bromo-2-nitrophenylhydrazine hydrochloride in CH₂Cl₂/MeOH; (vi) BnNH₂ and Et₃N in CH₂Cl₂ then NaBH₄ and MeOH. See SI for detailed reaction conditions.

The relative configuration of the products was determined by X-ray analysis of **8e**, and the absolute configuration of the BCHs was determined through comparison of the calculated electronic circular dichroism spectrum with the experimentally obtained spectrum for **3b** (see SI).



Scheme 3 Proposed reaction mechanism.

Scheme 3 presents a proposal for the reaction mechanism, where the organocatalyst and Yb(III) catalyst activate the α,β -unsaturated aldehyde and BCB, respectively, in a synergistic manner. In the first step, the aminocatalyst condenses with α,β -unsaturated aldehyde **1** forming iminium ion **I**. Simultaneously, BCB **2** is activated by Yb(OTf)₃ thereby generating a zwitterionic intermediate **II**, where the nucleophilic carbon of the enolate attacks the electrophilic β -carbon of **I** in the stereo-determining step. This generates a transient enamine **III** which undergoes a highly diastereoselective intramolecular cyclization affording **IV**, which after hydrolysis liberates the aminocatalyst providing BCH **3**. The proposed mechanism is supported by the observation that the introduction of an electron-withdrawing substituent in R^2 shuts down reactivity (see SI). Furthermore, the transient nature of **III** is supported by the excellent diastereoselectivities obtained for the three classes of α,β -unsaturated aldehydes. The introduction of a step-wise mechanism is based on the observation by Hong *et al.* where it was demonstrated that a (*Z*)-olefin exclusively provides the same diastereoisomer as applying the (*E*)-isomer of the olefin.^{7b}

Conclusions

In conclusion, we have developed the first aminocatalytic enantioselective strategy achieving enantioenriched BCHs, based on the activation of α,β -unsaturated aldehydes. This is based on the *in situ* generation of an iminium-ion reacting with Yb(III)-activated BCBs in a stereoselective [2 + 2] cycloaddition. The reaction is demonstrated to be tolerant towards multiple classes of both α,β -unsaturated aldehydes and BCBs affording BCHs in good-to-high yields and with high to excellent enantioselectivities. The formed BCHs contain multiple chemical handles that can be exploited to further expand the chemical complexity, such as a one-pot reductive amination of the aldehyde and acyl-substitution of the pyrazole functionality to the methyl ester. A mechanistic model is proposed to explain the developed methodology.

Author contributions

R. S. B. conceived the project and devised the experiments with K. A. J., and E. M. R. S. B. and E. M. optimized the reaction conditions. R. S. B., E. M., E. B. O., I. R. K. and J. F. executed the experiments. R. S. B., E. M., E. B. O., I. R. K., J. F. and K. A. J. rationalized the experimental results. R. S. B. performed XRD analysis and measured ECD spectra. R. S. B. and K. A. J. wrote the initial draft of the manuscript. All authors participated in editing the manuscript and agreed on the final version.

Conflicts of interest

There are no conflicts to declare.

Data availability

CCDC 2463774 contains the supplementary crystallographic data for this paper.²¹



The SI contains experimental procedures, characterization data, NMR spectra, UPC² chromatograms, X-ray crystallographic data for **8e** (CCDC 2463774) and ECD measurements and calculations for **3b**. See DOI: <https://doi.org/10.1039/d5sc05477j>.

Acknowledgements

K. A. J. thanks Villum Investigator grant (no. 25867), Novo Nordisk Foundation (NNF 21OC0072047), FNU (2032-00165B) and Aarhus University. We thank Jesper Bendix, Copenhagen University, for assisting with X-ray analysis and ECD analysis and to Anne Kristensen for performing the ECD calculations.

Notes and references

- (a) M. R. Bauer, P. D. Fruscia, S. C. C. Lucas, I. N. Michaelides, J. E. Nelson, R. I. Storer and B. C. Whitehurst, *RSC Med. Chem.*, 2021, **12**, 448; (b) C. B. Kelly, J. A. Milligan, L. J. Tilley and T. M. Sodano, *Chem. Sci.*, 2022, **13**, 11721; (c) M. Golfmann and J. C. L. Walker, *Commun. Chem.*, 2023, **6**, 9; (d) X.-C. Yang, J.-J. Wang, Y. Xiao and J.-J. Feng, *Angew. Chem., Int. Ed.*, 2025, **64**, e202505803; (e) P. K. Mykhailiuk, *Org. Biomol. Chem.*, 2019, **17**, 2839.
- (a) F. Lovering, J. Bikker and C. Humblet, *J. Med. Chem.*, 2009, **52**, 6752; (b) F. Lovering, *Med. Chem. Commun.*, 2013, **4**, 515; (c) I. Churcher, S. Newbold and C. W. Murray, *Nat. Rev. Chem.*, 2025, **9**, 140; (d) Y.-J. Li, Z.-L. Wu, Q.-S. Gu, T. Fan, M.-H. Duan, L. Wu, Y. -T Wan, J.-P. Wu, F.-L. Fu, F. Sang, A.-T. Peng, Y. Jiang, X.-Y. Liu and J.-S. Lin, *J. Am. Chem. Soc.*, 2024, **146**, 34427.
- R. Kleinmans, T. Pinkert, S. Dutta, T. O. Paulisch, H. Keum, C. G. Daniliuc and F. Glorius, *Nature*, 2022, **605**, 477.
- S. Agasti, F. Beltran, E. Pye, N. Kaltsoyannis, G. E. M. Crisenza and D. J. Procter, *Nat. Chem.*, 2023, **15**, 535.
- M. Robichon, T. Kratz, F. Beyer, J. Zuber, C. Merten and T. Bach, *J. Am. Chem. Soc.*, 2023, **145**, 24466.
- For reviews, see e.g.: (a) Y. Koo, J. Jeong and S. Hong, *ACS Catal.*, 2025, **15**, 8078; (b) Y. Xiao, L. Tang, X.-C. Yang, N.-Y. Wang, J. Zhang, W.-P. Deng and J.-J. Feng, *CCS Chem.*, 2025, **7**, 1903.
- (a) Q. Fu, S. Cao, J. Wang, X. Lv, H. Wang, X. Zhao and Z. Jiang, *J. Am. Chem. Soc.*, 2024, **146**, 8372; (b) J. Jeong, S. Cao, H.-J. Kang, H. Yoon, J. Lee, S. Shin, D. Kim and S. Hong, *J. Am. Chem. Soc.*, 2024, **146**, 27830; (c) E. F. Plachinski, R. Z. Qian, R. Villanueva, D. L. Poole, T. Rosenthal and T. P. Yoon, *J. Am. Chem. Soc.*, 2024, **146**, 31400; (d) W.-J. Shen, X.-X. Zou, M. Li, Y.-Z. Cheng and S.-L. You, *J. Am. Chem. Soc.*, 2025, **147**, 11667.
- (a) Y.-J. Li, Z.-L. Wu, Q.-S. Gu, T. Fan, M.-H. Duan, L. Wu, Y.-T. Wang, J.-P. Wu, F.-L. Fu, F. Sang, A.-T. Peng, Y. Jiang, X.-Y. Liu and J.-S. Lin, *J. Am. Chem. Soc.*, 2024, **146**, 34427; (b) H. Ren, Z. Lin, T. Li, Z. Li, X. Yu and J. Zheng, *ACS Catal.*, 2025, **15**, 4634.
- (a) T. Li, Y. Wang, Y. Xu, H. Ren, Z. Lin, Z. Li and J. Zheng, *ACS Catal.*, 2024, **14**, 18799; (b) T. Qin and W. Zi, *Chin. Chem. Lett.*, 2025, 111072; (c) T. Qin, M. He and W. Zi, *Nat. Synth.*, 2025, **4**, 124.
- (a) J.-T. Che, W.-Y. Ding, H.-B. Zhang, Y.-B. Wang, S.-H. Xiang and B. Tan, *Nat. Chem.*, 2025, **17**, 393; (b) L. Alama, N. Frank, L. Brücher, J. Nienhaus and B. List, *ACS Catal.*, 2025, **15**, 8297.
- For reviews on synergistic aminocatalysis, see e.g.: (a) A. D. Vecchio, A. Sinibaldi, V. Nori, G. Giorgianni, G. D. Carmine and F. Pesciaioli, *Chem.-Eur. J.*, 2022, **28**, e202200818; (b) S. Afewerki and A. Córdova, *Chem. Rev.*, 2016, **116**, 13512.
- See e.g.: (a) L. A. Leth, F. Glaus, M. Meazza, L. Fu, M. K. Thøgersen, E. A. Bitsch, K. S. Halskov and K. A. Jørgensen, *Angew. Chem., Int. Ed.*, 2016, **55**, 15272; (b) I. Ibrahim and A. Córdova, *Angew. Chem., Int. Ed.*, 2006, **45**, 1952; (c) H. Wang, R. Zhang, Q. Zhang and W. Zi, *J. Am. Chem. Soc.*, 2021, **143**, 10948; (d) M. Meazza, M. Kamlar, L. Jašíková, B. Formánek, A. Mazzanti, J. Roithová, J. Veselý and R. Rios, *Chem. Sci.*, 2018, **9**, 6368.
- See e.g.: (a) L. Næsborg, K. S. Halskov, F. Tur, S. M. N. Mønsted and K. A. Jørgensen, *Angew. Chem., Int. Ed.*, 2015, **54**, 10193; (b) S. Krautwald, D. Sarlah, M. A. Schafroth and E. M. Carreira, *Science*, 2013, **340**, 1065; (c) S. Krautwald, M. A. Schafroth, D. Sarlah and E. M. Carreira, *J. Am. Chem. Soc.*, 2014, **136**, 3020.
- Examples: (a) M. Meazza, G. Sotinova, C. Poderi, M. Mancinelli, K. Zhang, A. Mazzanti and R. R. Torres, *Chem.-Eur. J.*, 2018, **24**, 13306; (b) M. Meazza, F. Tur, N. Hammer and K. A. Jørgensen, *Angew. Chem., Int. Ed.*, 2017, **56**, 1634.
- See e.g.: (a) D. A. Nicewicz and D. W. C. MacMillan, *Science*, 2008, **322**, 77; (b) E. Arceo, I. D. Jurberg, A. Álvarez-Fernández and P. Melchiorre, *Nat. Chem.*, 2013, **5**, 750; (c) M. Silvi, C. Verrier, Y. P. Rey, L. Buzzetti and P. Melchiorre, *Nat. Chem.*, 2017, **9**, 868.
- Reviews: (a) P. Melchiorre, M. Marigo, A. Carlone and G. Bartoli, *Angew. Chem., Int. Ed.*, 2008, **47**, 6138; (b) S. Bertelsen and K. A. Jørgensen, *Chem. Soc. Rev.*, 2009, **38**, 2178; (c) A. Erkkilä, I. Majander and P. M. Pihko, *Chem. Rev.*, 2007, **107**, 5416.
- Y. Liang, F. Paulus, C. G. Daniliuc and F. Glorius, *Angew. Chem., Int. Ed.*, 2023, **62**, e202305043.
- (a) E. Keller and B. L. Feringa, *Tetrahedron Lett.*, 1996, **37**, 1879; (b) S. Kobayashi, *Synlett*, 1994, **1994**, 689; (c) J. R. Robinson, X. Fan, J. Yadav, P. J. Carroll, A. J. Wooten, M. A. Pericàs, E. J. Schelter and P. J. Walsh, *J. Am. Chem. Soc.*, 2014, **136**, 8034.
- (a) N. R. O'Connor, J. L. Wood and B. M. Stoltz, *Isr. J. Chem.*, 2016, **56**, 431; (b) T. F. Schneider, J. Kaschel and D. B. Werz, *Angew. Chem., Int. Ed.*, 2014, **53**, 5504.
- (a) Y. Hayashi, D. Okamura, S. Umemiya and T. Uchamaru, *ChemCatChem*, 2012, **4**, 959; (b) L. Dell'Amico, L. Albrecht, T. Naicker, P. H. Poulsen and K. A. Jørgensen, *J. Am. Chem. Soc.*, 2013, **135**, 8063; (c) M. Silvi, I. Chatterjee, Y. Liu and P. Melchiorre, *Angew. Chem., Int. Ed.*, 2013, **52**, 10780.
- R. S. Bitsch, E. Marcantonio, E. B. Obregón, I. R. Kocemba, J. Faghtmann and K. A. Jørgensen, CCDC 2463774: Experimental Crystal Structure Determination, 2025, DOI: [10.5517/ccdc.csd.cc2nprlq](https://doi.org/10.5517/ccdc.csd.cc2nprlq).

