

HIGHLIGHT

View Article Online
View Journal | View IssueCite this: *Org. Chem. Front.*, 2020, 7, 2531Received 11th June 2020,
Accepted 21st July 2020

DOI: 10.1039/d0qo00460j

rsc.li/frontiers-organic

Photoinduced strategies towards strained molecules

Mukund M. D. Pramanik, Hao Qian, Wen-Jing Xiao * and Jia-Rong Chen *

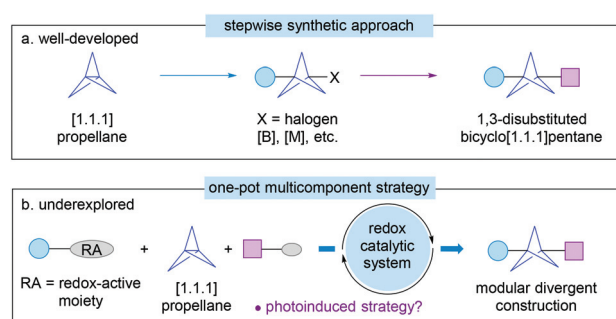
New photoinduced strategies towards radical reactions of strained molecules such as [1.1.1]propellane and bicyclo[1.1.0]butanes by photoredox or metallaphotoredox catalysis have recently been disclosed. Such strategies enable the controllable construction of 1,3-difunctionalized bicyclo[1.1.1]pentanes, cyclobutanes, and drug-like analogues, and offer new opportunities for reaction design of [1.1.1]propellane and other strained molecules.

The selective incorporation of three-dimensional, strained cyclic carbon scaffolds into bioactive molecules can often dramatically alter their pharmacokinetic profiles such as lipophilicity and passive permeability, compared to their parent compounds, while rendering similar or improved levels of potency.¹ Not surprisingly, therefore, the rigid, linear, and sp³-rich bicyclo[1.1.1]pentane (BCP) has recently been extensively explored as a robust bioisostere for arene, internal alkyne, and *tert*-butyl groups in modern medicinal chemistry and drug discovery.²

From the synthetic point of view, [1.1.1]propellane is the most promising precursor for the construction of BCP derivatives because of its unique fragile central carbon–carbon σ -bond.³ As a result, a wide range of radical or ionic ring-opening reactions of [1.1.1]propellane have been developed for the assembly of various 1,3-difunctionalized BCP derivatives using appropriate radicals or metal-based reagents by a single or multi-step procedure (Scheme 1a).⁴ Despite the high efficiency, however, in most cases, relatively forcing reaction conditions, sensitive organometallic reagents, or irradiation of a high-pressure mercury lamp results in limitation of the substrate scope, poor functional group tolerance, and/or low diversity of BCP products. In particular, the preparation of structurally complex 1,3-disubstituted BCP derivatives remains largely difficult and still requires long multiple chemical steps.⁵

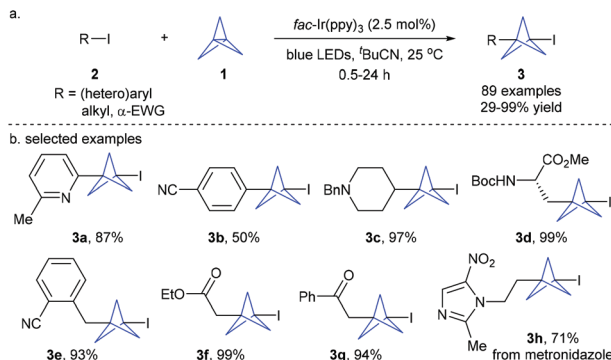
Recently, Anderson *et al.* disclosed that triethylborane-initiated atom transfer radical addition (ATRA) reactions of [1.1.1]propellane with organic halides provided an efficient access to a variety of 1-halo-3-substituted bicyclopentanes.^{6a} Combination of this protocol with transition metal-catalyzed coupling allows further introduction of functional groups at

the C–halogen bond. Shortly thereafter, Anderson, Duarte and coworkers developed the first example of the photoredox-catalyzed atom-transfer radical addition (ATRA) reaction of organic halides **2** to [1.1.1]propellane **1** under mild conditions (Scheme 2).^{6b} This reaction demonstrated an exceptionally broad substrate scope and functional group tolerance. A wide range of (hetero)aryl, 1°/2° alkyl iodides, and α -EWG halides are all well tolerated, giving the corresponding diversely functionalized 1-iodo-bicyclo[1.1.1]pentanes **3** (iodo-BCPs) with moderate to excellent yields. This protocol could also be applied to late-stage modification of biomolecules and drug-like compounds. The iodo-BCPs are versatile precursors of other derivatives. Building on this methodology, the Anderson group recently developed a generally applicable iron-catalyzed Kumada cross-coupling of iodo-BCPs with aryl and heteroaryl Grignard reagents, enabling the construction of various all-carbon 1,3-disubstituted bicyclo[1.1.1]pentanes.^{6c} Notably, the Zhu group recently disclosed an elegant photoredox-catalyzed ATRA reaction of [1.1.1]propellane using bromoalkyl heteroarylsulfones, providing atom economy and general access to diverse alkylheteroarylsulfone-substituted BCP derivatives.⁷



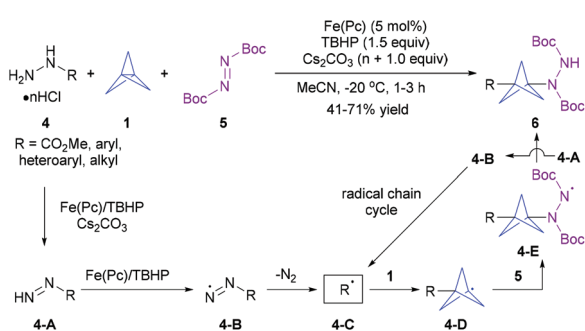
Scheme 1 State-of-the-art strategies for the synthesis of 1,3-disubstituted bicyclo[1.1.1]pentanes from strained [1.1.1]propellane.

CCNU-uOttawa Joint Research Center, Key Laboratory of Pesticides & Chemical Biology, Ministry of Education, College of Chemistry, Central China Normal University, 152 Luoyu Road, Wuhan, Hubei 430079, China.
E-mail: wjxiao@mail.ccnu.edu.cn, chenjiarong@mail.ccnu.edu.cn



Scheme 2 Anderson and Duarte's photoredox-catalyzed ATRA reaction between organic iodides and [1.1.1]propellane.

On the other hand, the one-pot radical multicomponent reaction (MCR) of [1.1.1]propellane is a synthetically more advantageous and versatile strategy for the one-step, modular construction of diversely 1,3-disubstituted BCP derivatives (Scheme 1b).⁸ A breakthrough in this field has come from the group of Uchiyama in 2017, who first disclosed that a combination of iron(II) phthalocyanine (Fe(Pc)) as a catalyst and *tert*-butyl hydroperoxide (TBHP) as an oxidant enabled an efficient radical multicomponent carboamination of [1.1.1]propellane using methyl hydrazinocarboxylate and (hetero)arylhydrazines 4 as carbon-radical precursors and di-*tert*-butyl azodicarboxylate (DBAD) 5 as a radical acceptor (Scheme 3).^{9a} The radical mechanism and overall thermodynamically and kinetically favourable process have also been supported by experimental and computational studies. Though this protocol has not been extended to any other radical traps, this tin-free radical multicomponent strategy opened up a new way to the direct preparation of unsymmetrically 1,3-disubstituted BCP derivatives 6, particularly the valuable 3-substituted BCP-amines (BCPAs). Quite recently, the Kanazawa and Uchiyama group further developed an interesting UV light-driven silaboration of [1.1.1]propellane using MesPhSi-Bpin for the first time.^{9b} This protocol enabled the direct introduction of B and Si functional groups into the [1.1.1]propellane scaffold by an ATRA process.

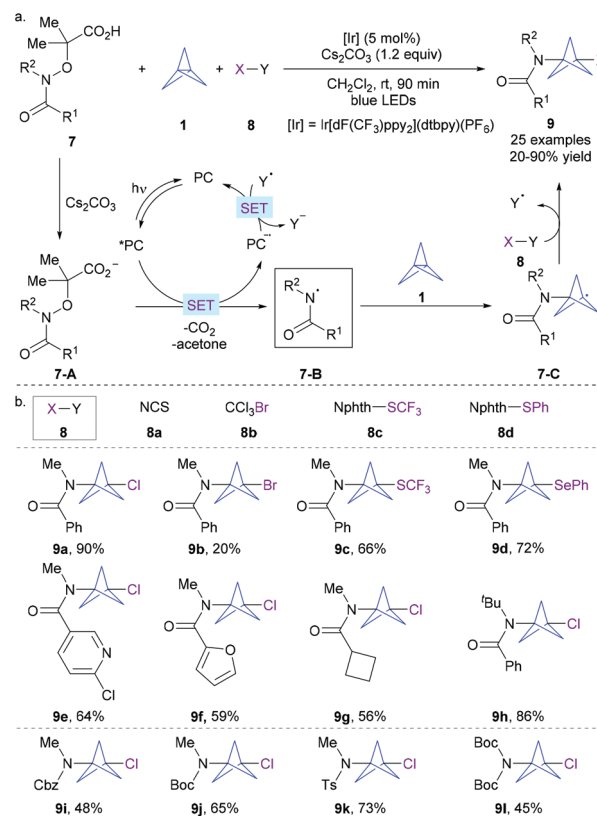


Scheme 3 Uchiyama's radical multicomponent carboamination of [1.1.1]propellane.

However, the current catalytic system was exclusively limited to Me₂PhSi-Bpin and MePh₂Si-Bpin.

In order to develop a more general and direct approach for the divergent synthesis of functionalized bicyclo[1.1.1]pentylamines, Leonori, Sheikh, and co-workers recently developed the first example of the photoredox-catalyzed radical multicomponent reaction of [1.1.1]propellane with amide-derived electrophilic nitrogen-radicals and SOMOPhiles (Scheme 4a).^{10,11} The key to the success of this strategy was the smart exploration of the electrophilic property of amidyl radicals and the electron-rich nature of [1.1.1]propellane 1 as well as the strong polar effects existing in their C–N bond-forming/ring-opening transition state. The feasibility of this step was also confirmed by detailed computational studies. Furthermore, kinetically preferred atom/group-transfer from the SOMOPhile to the initially formed BCP radicals over the competing BCP radical oligomerization is also critical to this protocol.

Guided by DFT calculation, Leonori, Sheikh, and co-workers first developed a practical procedure for reproducible and large-scale preparation of [1.1.1]propellane 1 as a 0.5 M solution in a 3 : 1 benzene/CH₂Cl₂ mixture, and identified that a combination of Ir[dF(CF₃)ppy₂](dtbpy)(PF₆) as a photocatalyst and Cs₂CO₃ as a base in CH₂Cl₂ under irradiation of blue LEDs enabled an efficient radical multicomponent reaction of α-imino-oxy acetic acid 7, [1.1.1]propellane 1, and SOMOPhiles 8 (Scheme 4a). Mechanistically, it was postulated that a reduc-



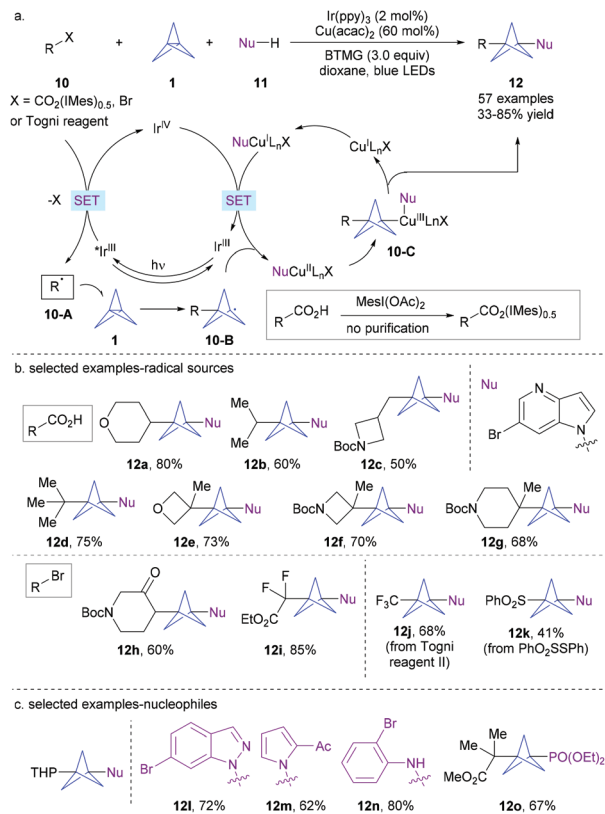
Scheme 4 Leonori and Sheikh's visible light-induced photoredox-catalyzed divergent amino-functionalization of [1.1.1]propellane.

tive quenching photoredox cycle was involved. The *in situ*-formed carboxylate **7-A** undergoes single electron transfer (SET) oxidation by the visible light-excited photocatalyst *PC to form the key amidyl radical **7-B** upon extrusion of CO_2 and acetone, together with the reduced form of the photocatalyst $PC^{\cdot-}$. Then, the electrophilic amidyl radical **7-B** undergoes addition across electron-rich **1** to trigger the cleavage of its central Csp^3-Csp^3 bond, resulting in stabilized bicyclopentyl radical **7-C**. Interception of **7-C** by phthalimide-based reagents **8** through an atom/group-transfer process gives rise to the final product **9** with the release of the electron-poor radical **Y'**. Ultimately, a SET from the reduced form of the photocatalyst to the intermediate **Y** occurred to regenerate the ground state photocatalyst PC , rendering a redox-neutral process and closing the photocatalytic cycle.

This protocol allowed simultaneous installation of the C–N bond together with the C–Cl, C–Br, C–S and C–Se bonds when using NCS, CCl_3Br , and phthalimide-based reagents **8c–d** (Scheme 4b). Markedly, significant variation of the substitution pattern of amidyl radical precursors can also be well tolerated. *N*-Me-benzamides with various functional groups on the phenyl ring, as well as those containing heteroaryl and alkyl groups, are all amenable to the reaction. Other electrophilic *N*-radicals based on easily removable protecting groups (*e.g.*, Cbz, Boc, Ts) also performed well to give the target products **9l–i** with good yields. This strategy significantly shortened the access to BCPAs and can be potentially extended to other electrophilic radicals.

Metallaphotoredox catalysis has recently emerged as a powerful platform for the controllable generation of radicals from diverse readily accessible precursors and their ensuing engagement in transition metal-catalyzed cross-coupling.¹² Building on their previous work on dual photoredox and copper-catalyzed carboxylic acid chemistry,¹³ the group of MacMillan disclosed an elegant metallaphotoredox-catalyzed one-step radical multicomponent reaction of [1.1.1]propellane using various activated carboxylic acids as the radical source and heteroatom nucleophiles (Scheme 5a).¹⁴ Despite the potential competing two-component cross-coupling between alkyl radicals and nucleophiles as well as BCP oligomerization, it was established that a combination of $Ir(ppy)_3$ (2 mol%) as a photocatalyst and $Cu(acac)_2$ (60 mol%) as a coupling catalyst in the presence of *2-tert*-butyl-1,1,3,3-tetramethylguanidine (BTMG) as a base enabled the target reaction to proceed smoothly with excellent chemoselectivity under irradiation of blue LEDs.

In contrast to Leonori and Sheikh's approach, herein, the key alkyl radicals were generated through a photocatalytic oxidative quenching cycle. It was proposed that the photoexcited strong reducing photocatalyst $^*Ir^{III}$ initially reduced the *in situ*-formed iodonium dicarboxylate **10** to form alkyl radical **10-A** after extrusion of CO_2 , together with the oxidized form of the catalyst Ir^{IV} . Next, a ring-opening radical addition of species **10-A** to [1.1.1]propellane **1** affords BCP radical **10-B**. Then, **10-B** can be intercepted by a nucleophile-ligated copper complex ($NuCu^{II}LnX$) to form the Cu^{III} complex that further undergoes

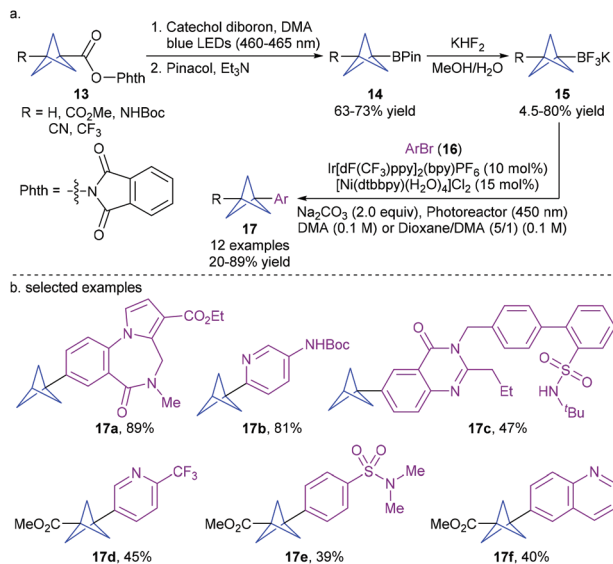


Scheme 5 MacMillan's visible light-induced dual photoredox and copper-catalyzed radical multicomponent coupling of [1.1.1]propellane.

reductive elimination to furnish the final product **12**. This decarboxylative radical multicomponent coupling demonstrates a broad substrate scope and high functional group compatibility (Scheme 5b). Notably, the radical precursors, iodonium dicarboxylates, can be generated directly from a wide range of easily available carboxylic acids without purification. As such, a variety of drug-like bicyclopentanes are obtained with moderate to good yields. The scope of the radical source could be expanded to alkyl bromides, Togni reagent II and thiosulfonate. Moreover, a series of *N*-nucleophiles including many medicinally relevant *N*-heterocycles, and anilines, as well as *P*- and *S*-nucleophiles are all amenable to this protocol (Scheme 5c). Successful application of this method to natural products and pharmaceuticals also highlights the potential of this MCR strategy.

Drawing inspiration from the extensive portfolio of dual photoredox and nickel-catalyzed radical cross-coupling,¹⁵ the Merck researchers VanHeyst and Qi *et al.*^{16a} recently disclosed a practical and scalable continuous flow synthesis of bicyclo [1.1.1]pentane trifluoroborate salts (BCP BF_3K **15**) by photo-induced decarboxylative borylation of *N*-hydroxyphthalimide (NHPI) esters **13** under irradiation of 100 W 460–465 nm blue LEDs and treatment with KHF_2 (up to 200 g scale) (Scheme 6).^{16b} Thereby, they developed a general visible light-induced cross-coupling of BCP BF_3K **15** with a variety of complex aryl halides using $Ir[dF(CF_3)ppy]_2(bpy)PF_6$ and

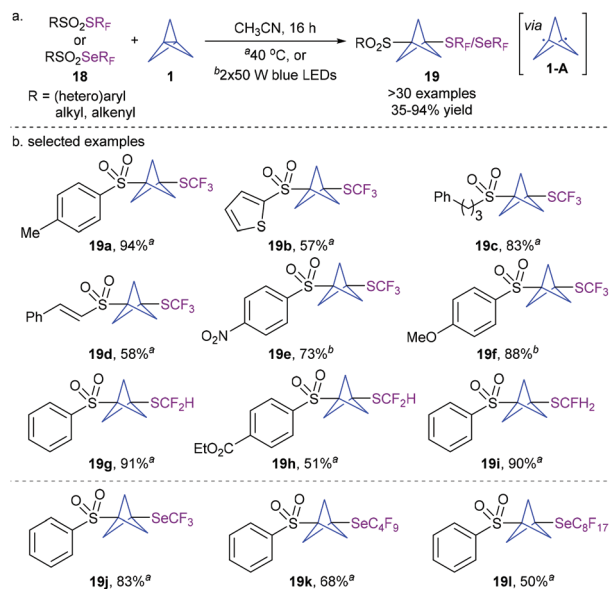
Highlight



Scheme 6 Merck's photo-induced cross-coupling of bicyclo[1.1.1]pentane trifluoroborate salts with (hetero)aryl halides.

[Ni(dtbbpy)(H₂O)₄]Cl₂ as catalysts. This protocol enables the efficient installation of the BCP scaffold into a wide range of drug-like molecules, highlighting its potential in drug discovery.

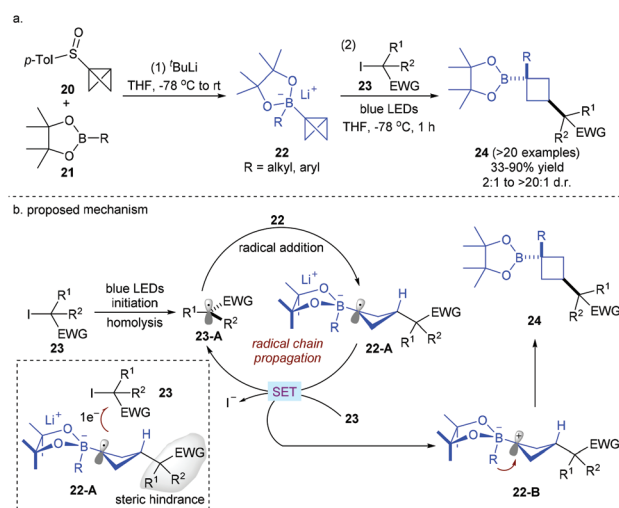
Given the biological significance of the fluoroalkylthio (seleno) moiety, the Zhu group recently disclosed for the first time an efficient approach for the synthesis of fluoroalkylthio (seleno)-functionalized BCPs under simple and practical thermal or photoinduced conditions without any photocatalyst (Scheme 7).¹⁷ A range of readily available reagents **18** containing SCF₃, SCF₂H, SCFH₂, SeCF₃, SeC₄F₉, or SeC₈F₁₇ reacted



Scheme 7 Zhu's practical approach to fluoroalkylthio(seleno)-functionalized bicyclo[1.1.1]pentanes.

well with [1.1.1]propellane **1**, furnishing a variety of 1,3-disubstituted BCPs **19** in generally good yields. A series of control experiments suggest that the reaction involves a radical process and proceeds *via* diradical intermediate **1-A** formed by the homolysis of the strained central C–C bond of [1.1.1]propellane **1**. This operationally simple and atom-economical method provides a novel access to new BCP scaffolds.

Functionalized cyclobutanes are another class of attractive carbocycles since they can serve as conformationally restricted structural scaffolds and C(sp³)-rich building blocks. Direct functionalization with bicyclo[1.1.0]butane (BCB) derivatives provides a powerful method for the construction of cyclobutane-containing natural products and drug-like compounds. Building on the reactivity mode between vinyl boronates and electrophilic radicals,^{18a,b} in 2019, the Aggarwal group developed for the first time a radical addition/rearrangement reaction between bicyclobutyl (BCB)–boronate complexes **22**, easily prepared from BCB–sulfoxides **20** and boronic acid pinacol esters **21**, and electron-deficient radicals derived from alkyl iodides under visible light irradiation without an external photocatalyst (Scheme 8).^{18c} This protocol shows a broad substrate scope and functional group tolerance with respect to both starting boronic esters and radical sources, providing the corresponding 1,3-disubstituted cyclobutyl boronic esters in good yields with excellent stereoselectivity. Successful extension to biologically active or complex compound-derived boronic esters and alkyl iodides also highlights the potential of this stereospecific strategy. As for the mechanism, it is postulated that alkyl radical **23-A** could be first generated from alkyl iodides by photolytic initiation. Then, electrophilic radical **23-A** undergoes addition to the strained central σ-C–C bond of **22** to give electron-rich radical anion **22-A**. A SET oxidation of **22-A** by another molecule of alkyl iodide **23** occurs to regenerate radical **23-A** and zwitterionic species **22-B**. Note that

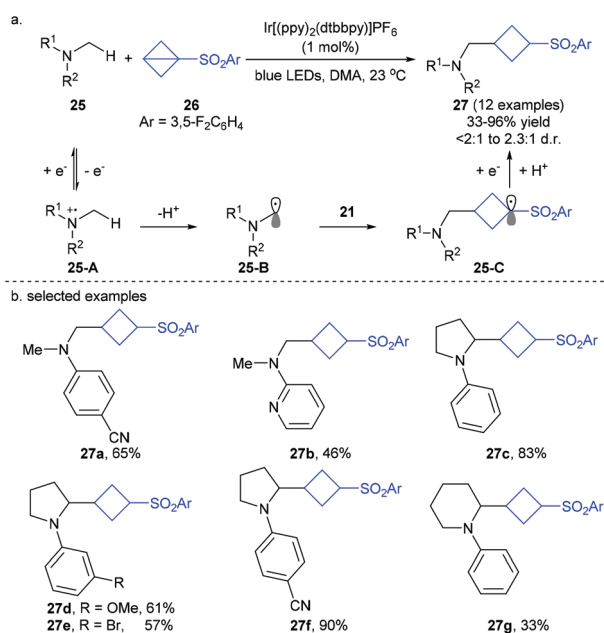


Scheme 8 Aggarwal's stereocontrolled synthesis of cyclobutyl boronic esters by photoinduced radical addition to bicyclobutyl (BCB)–boronate complexes.

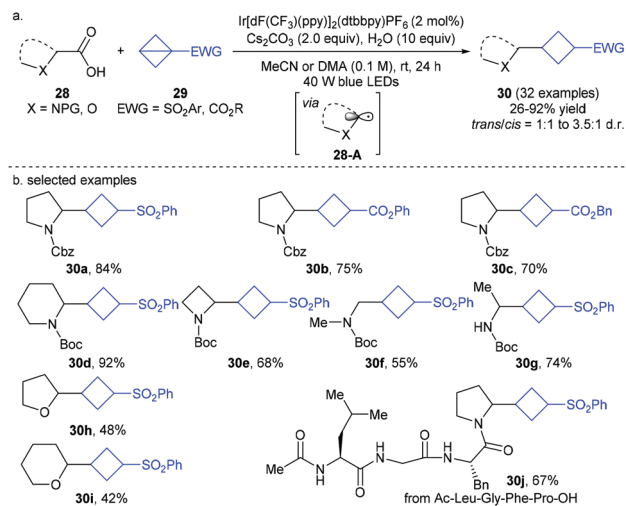
it is speculated that this step is also a stereoselectivity-determining process due to the steric hindrance between the alkyl iodide-derived substituent and alkyl iodide **23**. Finally, **22-B** undergoes facile 1,2-migration of the R group on the opposite lobe of the p orbital before the bond formation of the C⁺-B bond, leading to the desired product **24** with the *cis*-configuration.

On the basis of their previous photocatalytic addition of nonactivated amines to peptides,^{19a} the Jui group recently developed an interesting photoredox-catalyzed addition of dimethylaniline derivatives **25** to bench-stable BCB reagent **26**, giving the corresponding α -cyclobutyl *N*-alkylaniline products **27** in moderate to good yields with moderate diastereoselectivity (Scheme 9).^{19b} In this redox- and proton-neutral process, α -amino radicals **26-B**, formed by photo-induced SET oxidation of amines substrates **25**, are involved as the key intermediates and undergo a formal Giese-type addition to the highly strained phenyl sulfonyl BCB **26** via carbon radical intermediate **25-C**.

At almost the same time, Cintrat, Ernouf, and co-workers disclosed a robust photoredox-catalyzed decarboxylative radical addition of α -amino and α -oxy carboxylic acids **28** to sulfonyl BCB derivatives **29** (Scheme 10).²⁰ It is also proposed that the reaction involves α -amino and α -oxy C(sp³)-centered radicals **28-A** as the key intermediates, and proceeds through a formal Giese-type addition of such radicals to easily available and bench stable BCB derivatives **29**. This mild and redox-neutral protocol exhibited a broad substrate scope and excellent functional group tolerance with respect to each component including complex radical precursors such as peptides, thus providing a concise access to diverse highly valuable 1,3-disubstituted cyclobutanes **30**.



Scheme 9 Jui's photoredox-catalyzed Giese-type addition of α -amino carbon radicals to bicyclo[1.1.0]butane (BCB).



Scheme 10 Cintrat and Ernouf's photoredox-catalyzed decarboxylative radical addition of α -amino and α -oxy carboxylic acids to bicyclo[1.1.0]butanes (BCBs).

In summary, we have highlighted some recent inspiring advances in the use of photoinduced strategies toward the development of new reactions of strained [1.1.1]propellane and bicyclo[1.1.0]butane (BCB) derivatives. These reactions enabled the efficient and modular construction of diverse highly valuable polyfunctionalized bicyclo[1.1.1]pentanes and cyclobutanes. These studies offer new opportunities for reaction design of strained [1.1.1]propellane, bicyclo[1.1.0]butanes (BCBs), and other strained molecules such as azetidines and bicyclo[2.1.0]pentanes. However, some challenges still remain in this emerging field. For instance, the scope of radical precursors is relatively narrow and awaits further expansion. Moreover, under the above-mentioned photoinduced conditions, all of the bicyclo[1.1.1]pentanes, bicyclo[1.1.0]butanes, and their analogues are prepared only with 1,3-*para*-substituents. Therefore, further investigations toward the incorporation of valuable functionalities into their *ortho/meta*-position are desirable and can be expected.²¹ Another major issue involves the development of stereoselective variants due to the inherent radical properties of these processes. We hope that this highlight will attract more research interest to this field.²²

Conflicts of interest

There are no conflicts to declare.

Acknowledgements

Financial support of our own work in photochemistry from the NSFC (21971081, 91856119, 21820102003, and 91956201) is gratefully acknowledged.

Notes and references

- 1 (a) E. M. Carreira and T. C. Fessard, Four-Membered Ring-Containing Spirocycles: Synthetic Strategies and Opportunities, *Chem. Rev.*, 2014, **114**, 8257–8322; (b) X.-Y. Yu, J.-R. Chen and W.-J. Xiao, Visible Light-Driven Radical-Mediated C–C Bond Cleavage/Functionalization in Organic Synthesis, *Chem. Rev.*, 2020, DOI: 10.1021/acs.chemrev.0c00030.
- 2 (a) G. M. Locke, S. S. R. Bernhard and M. O. Senge, Nonconjugated Hydrocarbons as Rigid-Linear Motifs: Isosteres for Material Sciences and Bioorganic and Medicinal Chemistry, *Chem. – Eur. J.*, 2019, **25**, 4590–4647; (b) P. K. Mykhailiuk, Saturated Bioisosteres of Benzene: Where to Go Next?, *Org. Biomol. Chem.*, 2019, **17**, 2839–2849.
- 3 (a) A. M. Dilmac, E. Spuling, A. de Meijere and S. Bräse, Propellanes-From a Chemical Curiosity to “Explosive” Materials and Natural Products, *Angew. Chem., Int. Ed.*, 2017, **56**, 5684–5718; (b) M. D. Levin, P. Kaszynski and J. Michl, Bicyclo[1.1.1]pentanes, [n]Staffanes, [1.1.1]Propellanes, and Tricyclo[2.1.0.0(2,5)]pentanes, *Chem. Rev.*, 2000, **100**, 169–234.
- 4 (a) R. Gianatassio, J. M. Lopchuk, J. Wang, C. M. Pan, L. R. Malins, L. Prieto, T. A. Brandt, M. R. Collins, G. M. Gallego, N. W. Sach, J. E. Spangler, H. Zhu, J. Zhu and P. S. Baran, Strain-Release Amination, *Science*, 2016, **351**, 241–246; (b) I. S. Makarov, C. E. Brocklehurst, K. Karaghiosoff, G. Koch and P. Knochel, Synthesis of Bicyclo[1.1.1]pentane Bioisosteres of Internal Alkynes and *para*-Disubstituted Benzenes from [1.1.1]Propellane, *Angew. Chem., Int. Ed.*, 2017, **56**, 12774–12777.
- 5 R. Pellicciari, M. Raimondo, M. Marinuzzi, B. Natalini, G. Costantino and C. Thomsen, (*S*)-(+)-2-(3'-Carboxybicyclo[1.1.1]pentyl)-glycine, a Structurally New Group I Metabotropic Glutamate Receptor Antagonist, *J. Med. Chem.*, 1996, **39**, 2874–2876.
- 6 (a) D. F. J. Caputo, C. Arroniz, A. B. Durr, J. J. Mousseau, A. F. Stepan, S. J. Mansfield and E. A. Anderson, Synthesis and Applications of Highly Functionalized 1-Halo-3-substituted Bicyclo[1.1.1]pentanes, *Chem. Sci.*, 2018, **9**, 5295–5300; (b) J. Nugent, C. Arroniz, B. R. Shire, A. J. Sterling, H. D. Pickford, M. L. J. Wong, S. J. Mansfield, D. F. J. Caputo, B. Owen, J. J. Mousseau, F. Duarte and E. A. Anderson, A General Route to Bicyclo[1.1.1]pentanes through Photoredox Catalysis, *ACS Catal.*, 2019, **9**, 9568–9574; (c) J. Nugent, B. R. Shire, D. F. J. Caputo, H. D. Pickford, F. Nightingale, I. T. T. Houlsby, J. J. Mousseau and E. A. Anderson, Synthesis of All-Carbon Disubstituted Bicyclo[1.1.1]pentanes by Iron-Catalyzed Kumada Cross-Coupling, *Angew. Chem., Int. Ed.*, 2020, **59**, 11866–11870.
- 7 H. Zhang, M. Wang, X. Wu and C. Zhu, Radical-mediated Bromoalkylation of [1.1.1]Propellane: Synthesis of Bromo-substituted Bicyclo[1.1.1]pentane (BCP) Derivatives, *Chin. J. Org. Chem.*, 2020, DOI: 10.6023/cjoc202005001.
- 8 A. Domling, W. Wang and K. Wang, Chemistry and Biology of Multicomponent Reactions, *Chem. Rev.*, 2012, **112**, 3083–3135.
- 9 (a) J. Kanazawa, K. Maeda and M. Uchiyama, Radical Multicomponent Carboamination of [1.1.1]Propellane, *J. Am. Chem. Soc.*, 2017, **139**, 17791–17794; (b) M. Kondo, J. Kanazawa, T. Ichikawa, T. Shimokawa, Y. Nagashima, K. Miyamoto and M. Uchiyama, Silaboration of [1.1.1]Propellane: A Storable Feedstock for Bicyclo[1.1.1]pentane Derivatives, *Angew. Chem., Int. Ed.*, 2020, **59**, 1970–1974.
- 10 J. H. Kim, A. Ruffoni, Y. S. S. Al-Faiyz, N. S. Sheikh and D. Leonori, Divergent Strain-Release Amino-Functionalization of [1.1.1]Propellane with Electrophilic Nitrogen-Radicals, *Angew. Chem., Int. Ed.*, 2020, **59**, 8225–8231.
- 11 S. Garbarino, D. Ravelli, S. Protti and A. Basso, Photoinduced Multicomponent Reactions, *Angew. Chem., Int. Ed.*, 2016, **55**, 15476–15484.
- 12 J. Twilton, C. Le, P. Zhang, M. H. Shaw, R. W. Evans and D. W. C. MacMillan, The Merger of Transition Metal and Photocatalysis, *Nat. Rev. Chem.*, 2017, **1**, 0052.
- 13 Y. Liang, X. Zhang and D. W. C. MacMillan, Decarboxylative sp³ C–N Coupling via Dual Copper and Photoredox Catalysis, *Nature*, 2018, **559**, 83–88.
- 14 X. Zhang, R. T. Smith, C. Le, S. J. McCarver, B. T. Shireman, N. I. Carruthers and D. W. C. MacMillan, Copper-Mediated Synthesis of Drug-like Bicyclopentanes, *Nature*, 2020, **580**, 220–226.
- 15 (a) J. A. Milligan, J. P. Phelan, S. O. Badir and G. A. Molander, Alkyl Carbon-Carbon Bond Formation by Nickel/Photoredox Cross-Coupling, *Angew. Chem., Int. Ed.*, 2019, **58**, 6152–6163; (b) D. N. Primer and G. A. Molander, Enabling the Cross-Coupling of Tertiary Organoboron Nucleophiles through Radical-Mediated Alkyl Transfer, *J. Am. Chem. Soc.*, 2017, **139**, 9847–9850.
- 16 (a) M. D. VanHeyst, J. Qi, A. J. Roecker, J. M. E. Hughes, L. Cheng, Z. Zhao and J. Yin, Continuous Flow-Enabled Synthesis of Bench-Stable Bicyclo[1.1.1]pentane Trifluoroborate Salts and Their Utilization in Metallaphotoredox Cross-Couplings, *Org. Lett.*, 2020, **22**, 1648–1654; (b) A. Fawcett, J. Pradeilles, Y. Wang, T. Mutsuga, E. L. Myers and V. K. Aggarwal, Photoinduced Decarboxylative Borylation of Carboxylic Acids, *Science*, 2017, **357**, 283–286.
- 17 Z. Wu, Y. Xu, J. Liu, X. Wu and C. Zhu, A practical Access to Fluoroalkylthio(seleno)-functionalized Bicyclo[1.1.1]pentanes, *Sci. China: Chem.*, 2020, **63**, 1025–1029.
- 18 (a) M. Kischkewitz, K. Okamoto, C. Muck-Lichtenfeld and A. Studer, Radical-Polar Crossover Reactions of Vinylboronate Complexes, *Science*, 2017, **355**, 936–938; (b) M. Silvi, C. Sandford and V. K. Aggarwal, Merging Photoredox with 1,2-Metallate Rearrangements: The Photochemical Alkylation of Vinyl Boronate Complexes, *J. Am. Chem. Soc.*, 2017, **139**, 5736–5739; (c) M. Silvi and V. K. Aggarwal, Radical Addition to Strained σ -Bonds Enables the Stereocontrolled Synthesis of Cyclobutyl

- Boronic Esters, *J. Am. Chem. Soc.*, 2019, **141**, 9511–9515.
- 19 (a) R. A. Aycock, C. J. Pratt and N. T. Jui, Aminoalkyl Radicals as Powerful Intermediates for the Synthesis of Unnatural Amino Acids and Peptides, *ACS Catal.*, 2018, **8**, 9115–9119; (b) C. J. Pratt, R. A. Aycock, M. D. King and N. T. Jui, Radical α -C-H Cyclobutylation of Aniline Derivatives, *Synlett*, 2020, 51–54.
- 20 G. Ernouf, E. Chirkin, L. Rhyman, P. Ramasami and J.-C. Cintrat, Photochemical Strain-Release-Driven Cyclobutylation of C(sp³)-Centered Radicals, *Angew. Chem., Int. Ed.*, 2020, **59**, 2618–2622.
- 21 (a) X. Ma, D. L. Sloman, Y. Han and D. J. Bennett, A Selective Synthesis of 2,2-Difluorobicyclo[1.1.1]pentane Analogues: “BCP-F₂”, *Org. Lett.*, 2019, **21**, 7199–7203; (b) R. M. Bychek, V. Hutskalova, Y. P. Bas, O. A. Zaporozhets, S. Zozulya, V. V. Levterov and P. K. Mykhailiuk, Difluoro-Substituted Bicyclo[1.1.1]pentanes for Medicinal Chemistry: Design, Synthesis, and Characterization, *J. Org. Chem.*, 2019, **84**, 15106–15117.
- 22 M. O. Senge and N. Grover, Synthetic Advances in the C–H Activation of Rigid Scaffold Molecules, *Synthesis*, 2020, DOI: 10.1055/s-0040-1707884.