


 CrossMark  
click for updates
Cite this: *RSC Adv.*, 2016, 6, 73132Received 27th May 2016  
Accepted 26th July 2016

DOI: 10.1039/c6ra13737g

www.rsc.org/advances

# Stereoselective *Z*-halosulfonylation of terminal alkynes using sulfonylhydrazides and CuX (X = Cl, Br, I)<sup>†</sup>

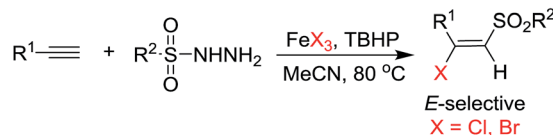
Jie-Ping Wan,\* Deqing Hu, Feicheng Bai, Li Wei and Yunyun Liu\*

The *Z*-selective halosulfonylation of terminal alkynes has been achieved via the halosulfonylation of terminal alkynes by using sulfonylhydrazides and copper(I) halides (CuI, CuBr and CuCl), which enables the generally applicable synthesis of halogenated vinyl sulfones with satisfactory efficiency.

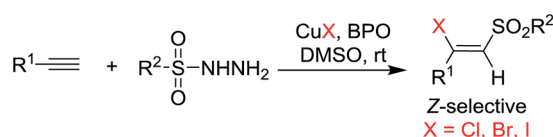
The difunctionalization of alkynes is a crucial strategy in modern organic synthesis by providing straightforward and flexible accesses to polyfunctionalized alkene derivatives.<sup>1</sup> Among the various known patterns of alkyne difunctionalization, halosulfonylation which provides halogenated vinyl sulfones has received extensive attention in recent years because of the prevalent presence of sulfonylated vinyl substructures in biologically functional molecules as well as their valuable application in organic synthesis.<sup>2</sup> There have been longstanding efforts made by chemists for the synthesis of these halogenated vinyl sulfones during the past decades, the survey on related literature shows that these halogenated vinyl sulfones can be synthesized by the electrophilic halogenation of sulfonylated vinyl zirconium,<sup>3</sup> the oxidation of  $\beta$ -halogenated vinyl sulfides,<sup>4</sup> and more universally, the difunctionalization of alkynes using various sulfonyl reagents. Generally, the halosulfonylation using sulfonyl halides,<sup>5</sup> sodium sulfonates/halogen source,<sup>6</sup> sulfinic acid/iodine<sup>7</sup> and sulfonylhydrazides have all been known as practical routes to halogenated vinyl sulfones.<sup>8</sup> While these known protocols provide enriched options in the synthesis of these functionalized compounds, an amazing fact was that almost all these known methods give vinyl sulfone products with *E*-selectivity, and the only known example of *Z*-selective alkyne difunctionalization toward the

$\beta$ -halo vinyl sulfone synthesis has been reported by Liang and co-workers wherein sulfonyl chloride is used as the difunctionalizing reagents in the presence of copper catalyst, stoichiometric Me<sub>2</sub>S ligand with 110 °C heating.<sup>5d</sup> On the other hand, the reactions employing stable sulfonylhydrazides as partners are known to provide selectively *E*-configured products (Scheme 1).<sup>8</sup> Additionally, another challenge in the difunctionalization-based synthesis of halogenated vinyl sulfones is that almost no method showing general applicability to the synthesis of chloro-, bromo- and iodo-vinyl sulfones is present available because of either the limited tolerance of the catalytic conditions or the unavailability of related halogen sources. In this regard, developing alkyne halosulfonylation reactions of *Z*-selectivity and/or general application to the synthesis of Cl, Br and I functionalized vinyl sulfones is presently an issue of urgent significance. Upon our recent research interest in the sulfonylhydrazide-based synthesis<sup>9</sup> and related reactions involving efficient C–S bond formation,<sup>10</sup> we report herein an unprecedented and generally applicable *Z*-selective halosulfonylation reactions of alkynes using CuX (X = Cl, Br, I) as halogen sources as well as the switchable alkyne hydro-sulfonylation reactions (Scheme 1).

**Previous:** *E*-selective halosulfonylation



**Present:** *Z*-selective halosulfonylation



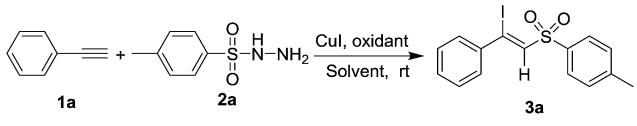
Scheme 1 Stereoselective halosulfonylation of alkynes.

College of Chemistry and Chemical Engineering, Jiangxi Normal University, Nanchang 330022, P.R. China. E-mail: wanjieping@jxnu.edu.cn; chemliuyunyun@jxnu.edu.cn

<sup>†</sup> Electronic supplementary information (ESI) available: General experimental information, procedure for the synthesis of 3 and 4, <sup>1</sup>H and <sup>13</sup>C NMR spectra of all products and the crystallographic data of 3i. CCDC 1474142. For ESI and crystallographic data in CIF or other electronic format see DOI: 10.1039/c6ra13737g

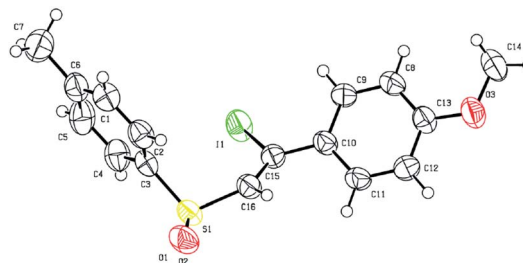
Originally, the reaction between phenylacetylene **1a** and tosyl hydrazine **2a** was conducted in the presence of CuI, BPO (benzoyl peroxide), and CuI/BPO, respectively. The results indicated that the presence of both CuI and BPO enabled the production of (*Z*)-iodosulfonylated styrene **3a** with moderate yield (entries 1–3, Table 1). While CuI was a mandatory component acting as both the catalyst and iodine source in the reaction, we then examined the effect of peroxide to the reaction. It was found that peroxides such as hydrogen peroxide and TBHP (*t*-butyl hydrogen peroxide) was not practical for the target transformation. Interestingly, the variation on the reaction medium with various organic solvents, including DMF, ethyl lactate (EL), EtOH, water, dichloromethane and toluene suggested that none of these solvent could mediate the reaction, implying the specific function of DMSO for this reaction probably by acting as a ligand to stabilize the copper catalyst (entries 6–11, Table 1). While the entry increasing the amount of CuI did not improve the yield of **3a** (entry 12, Table 1), increasing the loading of **2a** to 1.5 eq. led to evident improvement on the yield of **3a** (entries 13–14, Table 1). Finally, the variation on the amount of BPO was not able to further improve the reaction (entries 15–16, Table 1). An additional entry employing molecular iodine as the halogen source in the presence of catalytic amount of CuI resulted in the production of complex mixture

**Table 1** Optimization on the reaction conditions for the *Z*-selective iododisulfonylation<sup>a</sup>



Entry	Oxidant	Solvent	Yield <sup>b</sup> (%)
1 <sup>c</sup>	BPO	DMSO	nr
2	No	DMSO	Trace
3	BPO	DMSO	57
4	TBHP	DMSO	21
5	H <sub>2</sub> O <sub>2</sub>	DMSO	Trace
6	BPO	DMF	Trace
7	BPO	EL	nr
8	BPO	EtOH	nr
9	BPO	H <sub>2</sub> O	nr
10	BPO	CH <sub>2</sub> Cl <sub>2</sub>	nr
11	BPO	Toluene	nr
12 <sup>d</sup>	BPO	DMSO	59
13 <sup>e</sup>	<b>BPO</b>	<b>DMSO</b>	<b>85</b>
14 <sup>f</sup>	BPO	DMSO	82
15 <sup>g</sup>	BPO	DMSO	70
16 <sup>h</sup>	BPO	DMSO	75
17 <sup>i</sup>	BPO	DMSO	nr

<sup>a</sup> General conditions: **1a** (0.2 mmol), **2a** (0.2 mmol), CuI (0.2 mmol), oxidant (0.2 mmol), stirred at rt for 12 h in 2.0 mL solvent, nr = no reaction; EL = ethyl lactate. <sup>b</sup> Yield of isolated product based on **1a**. <sup>c</sup> No CuI was employed. <sup>d</sup> The CuI loading was 0.3 mmol. <sup>e</sup> The loading of **2a** was 0.3 mmol. <sup>f</sup> The loading of **2a** was 0.4 mmol. <sup>g</sup> The loading of BPO was 0.1 mmol. <sup>h</sup> The loading of BPO was 0.3 mmol. <sup>i</sup> Catalytic amount of CuI (10 mol%) in the presence of 1 eq. mole of I<sub>2</sub> (0.2 mmol), and complex mixture was formed.

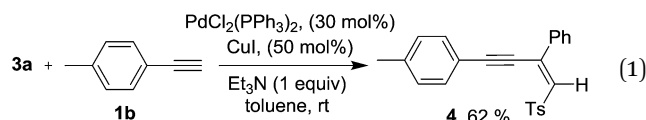


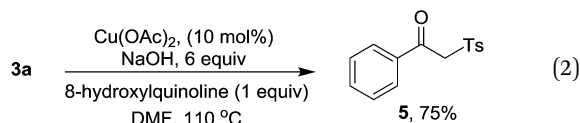
**Fig. 1** X-ray single crystal structure of **3i**.

(entry 17, Table 1). The *Z*-configuration of **3a** was clearly assigned by full spectroscopic analysis and the comparison of related data with those of *E*-isomer reported in literature.<sup>4c</sup> The X-ray analysis on the single crystal of the synthesized product **3i** was a further confirmation on the assignment (Fig. 1).

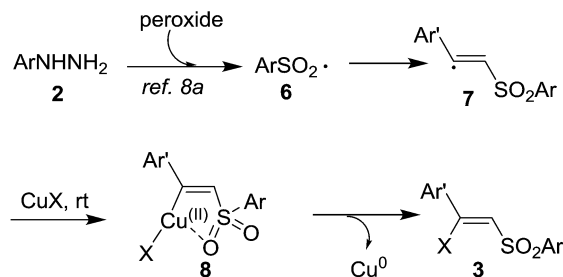
To examine the application scope, the synthesis of diverse *Z*-halogenated vinyl sulfones **3** was conducted by employing a variety of different terminal alkynes **1** and sulfonylhydrazides **2**. As shown in Table 2, under the optimized conditions, a number of *Z*-alkene products **3** were smoothly synthesized with generally good to excellent yields. Aryl terminal alkynes and sulfonylhydrazides containing various functional groups such as alkyl, alkoxy, halogen *etc.* were all well tolerated. Considerably lower yield of related product was acquired when phenylacetylene containing strong electron withdrawing group was used (**3ai**, Table 2). A highly notable fact of the present protocol lied in its universal applicability not only for the synthesis of iodinated products (**3a–3s**, Table 2), but also the brominated (**3t–3z**, **3aa–3ac**, Table 2) and chlorinated products (**3ad–3ah**, Table 2). Therefore, along with the hardly accessible *Z*-selectivity,<sup>11</sup> the general application scope to different halogen sources remarks another desirable feature of the present alkyne halosulfonylation protocol.<sup>12</sup> No expect halosulfonylation was observed when 1,2-diphenylethyne, a typical internal alkyne, aliphatic terminal alkyne or phenylacetylenes containing sensitive groups (3-hydroxyl phenylacetylene, 3-aminophenylacetylene and 2-formyl phenylacetylene, respectively) were subjected with tosyl hydrazine and CuI and standard reaction conditions. In addition, the reactions employing methanesulfonylhydrazide didn't provide expect transformation, either.

Considering the rare availability of these *Z*-halogenated vinyl sulfones determined by the lack of synthetic methodology, primary investigation on their synthetic applications of the *Z*-vinyl sulfone was then conducted. For example, products **3a** could undergo Sonogashira coupling reaction with terminal alkyne **1b** to provide corresponding conjugate *Z*-enyne **4** (eqn 1). In addition, the copper-catalyzed C(sp<sup>2</sup>)-I hydroxylation of **3a** could provide efficiently  $\alpha$ -tosyl phenylacetone **5** (eqn 2).





To illustrate the possible routes of transformation, the mechanism has been proposed on the basis of the outcomes obtained in our work and related literatures (Scheme 2).<sup>5d,8a</sup> In known reports of alkyne difunctionalization involving the sulfonyl reagents, the sulfone radical is a generally recognized intermediate. As proposed in the previous *E*-selective halosulfonylation of alkynes using sulfonohydrazides in the



Scheme 2 The proposed reaction mechanism.

presence of a peroxide and FeX<sub>3</sub> (X = Cl, Br),<sup>8a</sup> the sulfonyl radical 6 is proposed to be produced from the sulfonohydrazide in the presence of peroxide (BPO). With the activation CuX, the reaction of alkyne with sulfonyl radical 6 provides vinyl sulfone radical 7. The incorporation of 7 to CuX may then result in the formation of Cu(II)-species 8 *via* oxidative addition. The Cu···O interaction forming cyclic structure in 8 accounts for the *Z*-selectivity of this vinyl sulfone formation. Subsequently, the reductive elimination of 8 provides *Z*-halogenated vinyl sulfone products 3.

## Conclusions

In conclusion, by employing Cu(I) halides as the halogen sources and sulfonohydrazides as reaction partners, the hardly accessible *Z*-selective halosulfonylation of terminal alkynes has been successfully achieved in the presence of BPO at room temperature. The novel *Z*-stereoselectivity, mild reaction conditions and the general tolerance to halogen sources (Cl, Br, I) have featured the high potential of the present method in the synthesis of diverse halogenated vinyl sulfones.

## Acknowledgements

This work is financially supported by the National Natural Science Foundation of China (21562024) and Natural Science Foundation of Jiangxi Province (20151BAB203008).

## Notes and references

- (a) Q. Lu, J. Zhang, G. Zhao, Y. Qi, H. Wang and A. Lei, *J. Am. Chem. Soc.*, 2013, **135**, 11481; (b) B. Yao, Q. Wang and J. Zhu, *Angew. Chem., Int. Ed.*, 2012, **51**, 5170; (c) Z. Chen, J. Li, H. Jiang, S. Zhu, Y. Li and C. Qi, *Org. Lett.*, 2010, **12**, 3262; (d) H.-L. Hua, Y.-T. He, Y.-F. Qiu, Y.-X. Li, B. Song, P. Gao, X.-R. Song, D.-H. Guo, X.-Y. Liu and Y. M. Liang, *Chem.–Eur. J.*, 2015, **21**, 1468; (e) P.-P. Tian, S.-H. Cai, Q.-J. Liang, X.-Y. Zhou, Y.-H. Xu and T.-P. Loh, *Org. Lett.*, 2015, **17**, 1636; (f) F. Zhao, D. Zhang, Y. Nian, L. Zhang, W. Yang and H. Liu, *Org. Lett.*, 2014, **16**, 5124; (g) J. Lai, L. Tian, X. Huo, Y. Zhang, X. Xie and S. Tang, *J. Org. Chem.*, 2015, **80**, 5894.
- (a) D. C. Meadows and J. Gervay-Hague, *Med. Res. Rev.*, 2006, **26**, 793; (b) J. T. Palmer, D. Rasnick, J. L. Klaus and D. Bromme, *J. Med. Chem.*, 1995, **38**, 3193; (c)

Table 2 Scope of the *Z*-selective alkyne halosulfonylation<sup>a</sup>

R	Ar	X	Product	Yield <sup>b</sup> (%)
H	4-CH <sub>3</sub> C <sub>6</sub> H <sub>4</sub>	I	3a	85
H	Ph	I	3b	71
4-CH <sub>3</sub>	Ph	I	3c	86
3-CH <sub>3</sub>	Ph	I	3d	74
3-F	Ph	I	3e	65
2-F	Ph	I	3f	63
4-Cl	Ph	I	3g	81
4-Br	Ph	I	3h	83
4-CH <sub>3</sub> O	4-CH <sub>3</sub> C <sub>6</sub> H <sub>4</sub>	I	3i	79
4-Cl	4-CH <sub>3</sub> C <sub>6</sub> H <sub>4</sub>	I	3j	73
4-Br	4-CH <sub>3</sub> C <sub>6</sub> H <sub>4</sub>	I	3k	80
4-CH <sub>3</sub>	4-CH <sub>3</sub> OC <sub>6</sub> H <sub>4</sub>	I	3l	68
4-Cl	4-CH <sub>3</sub> OC <sub>6</sub> H <sub>4</sub>	I	3m	66
4-CH <sub>3</sub>	4-ClC <sub>6</sub> H <sub>4</sub>	I	3n	71
4-Cl	4-ClC <sub>6</sub> H <sub>4</sub>	I	3o	56
4-CH <sub>3</sub>	4-CNC <sub>6</sub> H <sub>4</sub>	I	3p	69
4-CH <sub>3</sub>	4-NO <sub>2</sub> C <sub>6</sub> H <sub>4</sub>	I	3q	65
4-Cl	2-CH <sub>3</sub> C <sub>6</sub> H <sub>4</sub>	I	3r	58
4-CH <sub>3</sub>	2-FC <sub>6</sub> H <sub>4</sub>	I	3s	61
4-CH <sub>3</sub>	Ph	Br	3t	83
4-CH <sub>3</sub> O	Ph	Br	3u	72
4-Cl	Ph	Br	3v	64
3-CH <sub>3</sub>	Ph	Br	3w	78
H	4-CH <sub>3</sub> C <sub>6</sub> H <sub>4</sub>	Br	3x	73
4-CH <sub>3</sub>	4-CH <sub>3</sub> C <sub>6</sub> H <sub>4</sub>	Br	3y	75
4-Cl	4-CH <sub>3</sub> C <sub>6</sub> H <sub>4</sub>	Br	3z	62
4-Br	4-CH <sub>3</sub> C <sub>6</sub> H <sub>4</sub>	Br	3aa	59
4-CH <sub>3</sub>	2-Naphthyl	Br	3ab	76
4-Cl	2-Naphthyl	Br	3ac	71
H	Ph	Cl	3ad	70
4-CH <sub>3</sub>	Ph	Cl	3ae	68
4-Cl	Ph	Cl	3af	59
4-Br	Ph	Cl	3ag	62
4-Br	4-CH <sub>3</sub> C <sub>6</sub> H <sub>4</sub>	Cl	3ah	62
4-CN	4-CH <sub>3</sub> C <sub>6</sub> H <sub>4</sub>	I	3ai	30

<sup>a</sup> General conditions: **1** (0.2 mmol), **2** (0.3 mmol), CuX (0.2 mmol) and BPO (0.2 mmol) in DMSO (2 mL), stirred at room temperature for 12 h. <sup>b</sup> Yield of isolated product based on **1**.

- M. C. Carreno, *Chem. Rev.*, 1995, **95**, 1717; (d) M. N. Noshi, A. El-Awa, E. Torres and P. L. Fuchs, *J. Am. Chem. Soc.*, 2007, **129**, 11242; (e) J. N. Desrosiers and A. B. Charette, *Angew. Chem., Int. Ed.*, 2007, **46**, 5955.
- 3 (a) X. Huang and D. Duan, *Chem. Commun.*, 1999, 1741; (b) X. Huang, D. Duan and W. Zheng, *J. Org. Chem.*, 2003, **68**, 1958.
- 4 (a) M. Iwasaki, T. Fujii, K. Nakajima and Y. Nishihara, *Angew. Chem., Int. Ed.*, 2014, **53**, 13880; (b) M. Iwasaki, T. Fujii, A. Yamamoto, K. Nakajima and Y. Nishihara, *Chem.-Asian J.*, 2014, **9**, 58; (c) Y.-M. Lin, G.-P. Lu, C. Cai and W.-B. Yi, *Org. Lett.*, 2015, **17**, 3310.
- 5 (a) W. T. Truce and G. C. Wolf, *J. Org. Chem.*, 1971, **36**, 1727; (b) Y. Amiel, *Tetrahedron Lett.*, 1971, **12**, 661; (c) Y. Amiel, *J. Org. Chem.*, 1974, **39**, 3867; (d) X. Liu, X. Duan, Z. Pan, Y. Han and Y. Liang, *Synlett*, 2005, 1752; (e) X. Zeng, L. Ilies and E. Nakamura, *Org. Lett.*, 2012, **14**, 954.
- 6 (a) V. Nair, A. Augustine, T. G. George and L. G. Nair, *Tetrahedron Lett.*, 2001, **42**, 6763; (b) V. Nair, A. Augustine and T. D. Suja, *Synthesis*, 2002, 2259; (c) P. Katrum, S. Chiamapanichayakul, K. Korworapan, M. Pohmakotr, V. Reutrakul, T. Jaipetch and C. Kuhakarn, *Eur. J. Org. Chem.*, 2010, 5633; (d) N. Taniguchi, *Synlett*, 2011, 1308; (e) T. Sawangphon, P. Katrum, K. Chaisiwamongkhol, M. Pohmakotr, V. Reutrakul, T. Jaipetch, D. Soorukram and C. Kuhakarn, *Synth. Commun.*, 2013, **43**, 1692; (f) N. Taniguchi, *Tetrahedron*, 2014, **70**, 1984.
- 7 W. Wei, J. Wen, D. Yang, H. Jing, J. You and H. Wang, *RSC Adv.*, 2015, **5**, 4416.
- 8 (a) X. Li, X. Shi, M. Fang and X. Xu, *J. Org. Chem.*, 2013, **78**, 9499; (b) X. Li, S. Xu and X. Shi, *Tetrahedron Lett.*, 2013, **54**, 3071; (c) N. J. Victor, J. Gana and K. M. Muraleedharan, *Chem.-Eur. J.*, 2015, **21**, 14742.
- 9 J.-P. Wan, S. Cao and Y. Liu, *J. Org. Chem.*, 2015, **80**, 9028.
- 10 (a) J.-P. Wan, S. Zhong, L. Xie, X. Cao, Y. Liu and L. Wei, *Org. Lett.*, 2016, **18**, 584; (b) J.-P. Wan, Y. Zhou, Y. Liu and S. Sheng, *Green Chem.*, 2016, **18**, 402; (c) Y. Liu, H. Wang, X. Cao, Z. Fang and J.-P. Wan, *Synthesis*, 2013, **45**, 2977.
- 11 CCDC 1474142 (**3i**) contains the supplementary crystallographic data for this paper.
- 12 According to the TLC analysis, small amount of *E*-isomers were observed in some entries, but none of them were isolable by column chromatography (very low yield) in the present scale of experiment.