

Chemical Science

Accepted Manuscript



This is an *Accepted Manuscript*, which has been through the Royal Society of Chemistry peer review process and has been accepted for publication.

Accepted Manuscripts are published online shortly after acceptance, before technical editing, formatting and proof reading. Using this free service, authors can make their results available to the community, in citable form, before we publish the edited article. We will replace this *Accepted Manuscript* with the edited and formatted *Advance Article* as soon as it is available.

You can find more information about *Accepted Manuscripts* in the [Information for Authors](#).

Please note that technical editing may introduce minor changes to the text and/or graphics, which may alter content. The journal's standard [Terms & Conditions](#) and the [Ethical guidelines](#) still apply. In no event shall the Royal Society of Chemistry be held responsible for any errors or omissions in this *Accepted Manuscript* or any consequences arising from the use of any information it contains.



Journal Name

ARTICLE

Metal-free electrocatalytic hydrogen oxidation using frustrated Lewis pairs and carbon-based Lewis acids†

Elliot J. Lawrence,^a Ewan R. Clark,^{b†} Liam D. Curless,^b James M. Courtney,^a Robin J. Blagg,^a Michael J. Ingleson^{*b} and Gregory G. Wildgoose^{*a}

Received 00th January 20xx,
Accepted 00th January 20xx

DOI: 10.1039/x0xx00000x

www.rsc.org/

Whilst hydrogen is a potentially clean fuel for energy storage and utilization technologies, its conversion to electricity comes at a high energetic cost. This demands the use of rare and expensive precious metal electrocatalysts. Electrochemical-frustrated Lewis pairs offer a metal-free, CO tolerant pathway to the electrocatalysis of hydrogen oxidation. They function by combining the hydrogen-activating ability of frustrated Lewis pairs (FLPs) with electrochemical oxidation of the resultant hydride. Here we present an electrochemical-FLP approach that utilizes two different Lewis acids – a carbon-based *N*-methylacridinium cation that possesses excellent electrochemical attributes, and a borane that exhibits fast hydrogen cleavage kinetics and functions as a “hydride shuttle”. This synergistic interaction provides a system that is electrocatalytic with respect to the carbon-based Lewis acid, decreases the required potential for hydrogen oxidation by 1 V, and can be recycled multiple times.

Introduction

As the demand for sustainable and carbon-neutral sources of electricity increases, there is a need for new technologies that allow the efficient storage and utilization of energy.¹ H₂ is attractive as an energy vector since energy from renewable sources may be stored in its chemical bond, and then cleanly and safely released as electricity using fuel cell technology.²

Unfortunately, in the absence of a suitable electrocatalyst, the conversion of H₂ into two protons and two electrons is slow and must be driven by a large overpotential (voltage). Precious metal electrodes (such as Pt) provide an electrocatalytic effect that is indicated by a marked increase in current and a shift in the electrode reaction to a lower potential (voltage).^{3,4} However, the high cost and low abundance of such materials presents a significant barrier to the wide-spread adoption of current H₂ fuel cell technology. There is clearly a need to develop new H₂ oxidation electrocatalysts that are free from precious metals. Progress has been made in this area using bioinspired catalysts^{5–7} that contain either Ni^{8–10} or Fe^{11–13} centres. However, a significant weakness of existing electrocatalysts (Pt and the majority of hydrogenase enzyme mimics) is that they are highly sensitive to CO binding and inhibition.^{5,14} Trace amounts of CO are inevitably present in H₂

that is commercially produced from hydrocarbon feedstocks. Worse still, for indirect methanol fuel cells (a combined H₂ fuel cell and MeOH reformer) a CO removal process is often necessary to prevent electrocatalyst poisoning.¹⁵

An alternative metal-free strategy uses frustrated Lewis pairs (FLPs) to activate H₂. Since their discovery by Stephan's group in 2006,¹⁶ research involving FLPs has grown apace.^{17–23} FLPs, formed from the combination of suitably sterically encumbered Lewis acids (LA) and bases, are precluded from forming classical Lewis adducts; such systems can heterolytically cleave H₂ to generate hydridic and protic components. The hydrogenation of a wide range of functional groups including imines, enamines, nitriles;^{24–27} aldehydes,²⁸ and ketones^{29–33} using FLPs has been reported.

In 2014, Wildgoose and Ashley pioneered a new metal-free route to H₂ oxidation using a combined “electrochemical-FLP” approach.^{34,35} This enables the conversion of H₂ into two protons and two electrons at cheap and ubiquitous carbon electrodes. Using the archetypal tBu₃P/B(C₆F₅)₃ system (**Fig. 1a**),^{34,36} the voltage (driving energy) required to oxidize H₂ was decreased by 610 mV (*ca* 118 kJ mol⁻¹). Later, we applied this “electrochemical-FLP” approach to Stephan's NHC-stabilized borenium cation (**Fig. 1a**),^{35,37} which further decreased the voltage required for H₂ oxidation by 910 mV (*ca* 176 kJ mol⁻¹). However, a detailed mechanistic study of both these electrochemical-FLP systems revealed several limitations that significantly hindered their catalytic turnover, efficiency, and application as replacement electrocatalysts for energy applications. This included the side-reaction of radical intermediates with solvent/electrolyte during electrolysis, and the deactivation of electrocatalyst *via* its reaction with electrogenerated protons. Whilst the borenium cation offered an improvement over the borane system, the rate of H₂

^a Energy & Materials Laboratory, School of Chemistry, University of East Anglia, Norwich Research Park, Norwich, NR4 7TJ, United Kingdom.

^b School of Chemistry, University of Manchester, Oxford Road, Manchester M13 9PL, United Kingdom.

† Electronic Supplementary Information (ESI) available: [details of any supplementary information available should be included here]. See DOI: 10.1039/x0xx00000x

‡ Present address: School of Physical Sciences, Ingram Building, University of Kent, Canterbury, Kent, CT2 7NH, United Kingdom.

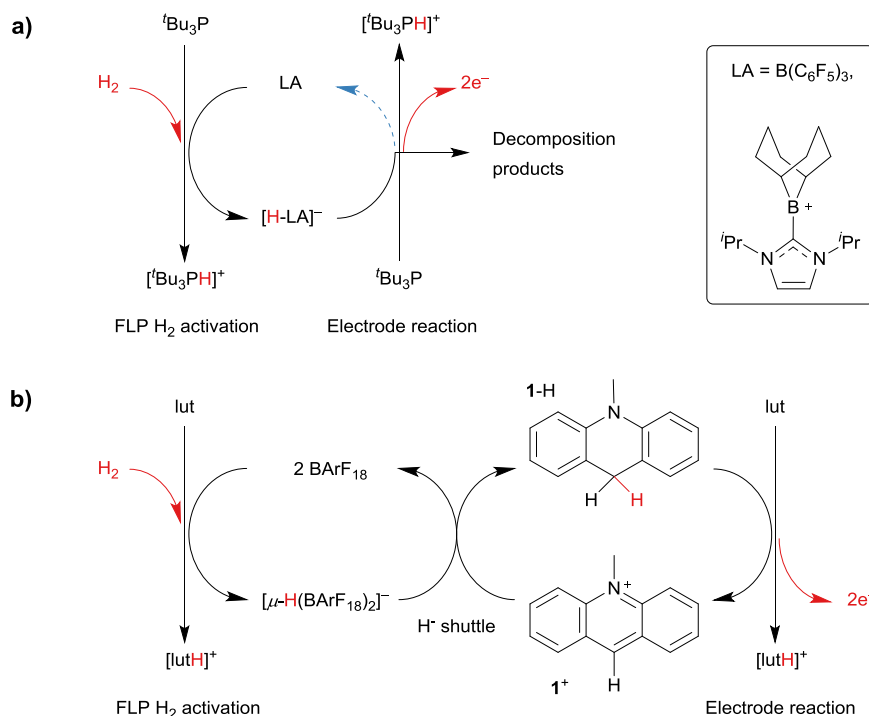


Fig. 1 (a) The borane-only electrochemical-FLP system that was limited by the electrochemical stability of the borane, and (b) a carbon-based electrochemical-FLP that uses a redox inactive borane as a hydride shuttle. Note that any residual charges are counterbalanced by the supporting electrolyte $[\text{nBu}_4\text{N}][\text{B}(\text{C}_6\text{F}_5)_4]$, which is present in large excess.

cleavage by this borenium-FLP is far too slow.

Whilst the majority of research involving FLP H_2 activation has been focused on boron-centred Lewis acids, the Ingleson group have recently reported a FLP derived from salts of the *N*-methylacridinium cation (1^+), a carbon-centred Lewis acid, and the Lewis base 2,6-lutidine (lut).^{38,39} 1^+ is inexpensive, easy to synthesise, and is similar in structure to the NADH/NAD⁺ coenzyme system that is found in biological redox systems.^{40–44} Furthermore, in 1990, Savéant and co-workers elucidated all the pertinent non-aqueous mechanistic parameters of the $1^+/\text{N}$ -methylacridane (1-H) redox couple both in the presence and the absence of a Brønsted base.^{43,44} The oxidation of 1-H involves an ECE-DISP1 mechanism and results in the net formation of two electrons and an electrogenerated proton (Scheme S1). Compared to either of the boron-based electrochemical-FLP systems reported previously, the standard potential of the $1\text{-H}/[1\text{-H}]^+$ couple is relatively low ($+0.48 \pm 0.01 \text{ V vs Cp}_2\text{Fe}^{0/+}$ in MeCN). Also, 1-H is insufficiently hydridic to react with any electrogenerated H^+ produced, so no competing H_2 evolution reaction (the reverse reaction of H_2 cleavage by the FLP) occurs. Together, these attributes (ease of synthesis, high hydride affinity of 1^+ , favourable oxidation potential of 1-H and the lack of side-reactions during electrolysis) combine to make the carbon-based $1\text{-H}/1^+$ system a highly attractive candidate for electrochemical-FLP studies. The only limitation of the $1^+/\text{lut}$ FLP is that the rate of H_2 cleavage is very slow – requiring >9 days for almost complete H_2 activation at 60°C and 4 bar.³⁸

Fortunately, a solution to this final problem is available to us. We have recently examined the possibility of using tris[3,5-

bis(trifluoromethyl)phenyl]borane (BARF_{18}) as the Lewis acidic component of an electrochemical-FLP system.⁴⁵ The activation of H_2 by BARF_{18} -containing FLPs is rapid and favours the formation of the bridging hydride, $[(\mu\text{-H})(\text{BARF}_{18})_2]^-$.^{46,47} However, the oxidation potential of $[(\mu\text{-H})(\text{BARF}_{18})_2]^-$ is too positive to be useful for electrochemical-FLP applications (*ca* $+1.55 \text{ V vs Cp}_2\text{Fe}^{0/+}$) and resembles that of molecular $\text{H}_2 - \text{BARF}_{18}$ is not electrocatalytic towards H_2 oxidation.

In this paper we combine the rapid H_2 cleavage kinetics of BARF_{18} -derived FLPs with the stability and efficiency of the carbon-centred Lewis acid, 1^+ . Using this approach, the bridging hydride, $[(\mu\text{-H})(\text{BARF}_{18})_2]^-$, effectively functions as a redox inactive “hydride shuttle” to generate 1-H from 1^+ (Fig. 1b). As we demonstrate herein, the “hydride shuttle” combines the rapid cleavage of H_2 by the $\text{BARF}_{18}/\text{lut}$ FLP with the favourable electrochemical properties of 1-H . This provides an improved electrocatalytic system, with numerous advantages over previous electrochemical-FLP systems: a *ca* 1 V decrease in the voltage for H_2 oxidation at a carbon electrode; a metal-free system that is catalytic in 1^+ , turns over efficiently and can be recharged multiple times; no undesirable H_2 evolution side-reactions and a marked improvement in FLP H_2 cleavage kinetics compared to carbon-based Lewis acids alone. We also demonstrate that, in stark contrast to conventional H_2 oxidation electrocatalysts, this electrochemical-FLP system is tolerant of CO.

Results and discussion

BARF₁₈ as a hydride shuttle

Bridging borohydrides are generally considered to be less hydridic than their terminal analogues. However, NMR experiments show that $[(\mu\text{-H})(\text{BARF}_{18})_2]^-$ is capable of transferring hydride to $\text{B}(\text{C}_6\text{F}_5)_3$. When a suspension of $[\text{tmpH}][(\mu\text{-H})(\text{BARF}_{18})_2]$ ($\text{tmp} = 2,2,6,6\text{-tetramethylpiperidine}$) in CD_2Cl_2 is treated with $\text{B}(\text{C}_6\text{F}_5)_3$, the formation of a clear, colourless solution is observed, indicating that the sparingly soluble starting material has undergone reaction. Indeed, ^1H , $^{19}\text{F}\{^1\text{H}\}$ and ^{11}B NMR spectra of the reaction mixture indicate the formation of $[\text{tmpH}][\text{HB}(\text{C}_6\text{F}_5)_3]$ and two equivalents of BARF_{18} (Fig. S1–S3).^{28,46,47} The sequestration of hydride by $\text{B}(\text{C}_6\text{F}_5)_3$ likely reflects the greater electrophilicity of $\text{B}(\text{C}_6\text{F}_5)_3$ ($E^\circ = -1.52\text{ V vs Cp}_2\text{Fe}^{0/+}$) compared to BARF_{18} ($E^\circ = -1.61\text{ V vs Cp}_2\text{Fe}^{0/+}$).⁴⁵

Given that $\mathbf{1}^+$ has a higher hydride ion affinity than $\text{B}(\text{C}_6\text{F}_5)_3$,³⁸ which has a greater hydride ion affinity than BARF_{18} , one would expect salts of $\mathbf{1}^+$ to abstract hydride from $[(\mu\text{-H})(\text{BARF}_{18})_2]^-$. This was confirmed experimentally by the formation of $\mathbf{1}\text{-H}$ when $\mathbf{1}[\text{BARCl}]$ ($[\text{BARCl}]^- = \text{tetra}(3,5\text{-dichlorophenyl})\text{borate}$) was treated with an equivalent of $[\text{tmpH}][(\mu\text{-H})(\text{BARF}_{18})_2]$ (Fig. 2c). This suggests that BARF_{18} is highly suitable as a hydride shuttle for carbon-based electrochemical-FLPs derived from $\mathbf{1}\text{-H}/\mathbf{1}^+$, and may provide a means of overcoming the high kinetic barrier for H_2 activation by FLPs comprised of this carbon-based Lewis acid alone.

For proof of concept, a sample of $\mathbf{1}[\text{BARCl}]$ (1.0 equivalent), BARF_{18} (2.3 equivalents) and 2,6-lutidine (1.7 equivalents) in CD_2Cl_2 were combined. 2,6-Lutidine was chosen as the Lewis base because it is known to be compatible with $\mathbf{1}^+$ and allows direct comparison to previous work.³⁸ Importantly, in a control experiment 2,6-lutidine was found to be compatible with BARF_{18} as a FLP, with no evidence for adduct formation observed by NMR spectroscopy when an equimolar mixture of BARF_{18} and 2,6-lutidine was left for 2 days in CD_2Cl_2 (Fig. S8–S10). On exposure of the three component mixture to H_2 (4 bar) at room temperature, the progress of $\mathbf{1}\text{-H}$ formation was monitored by the disappearance of the CH signal of $\mathbf{1}^+$ (at δ 9.4 ppm) and the appearance of the CH_2 signal of $\mathbf{1}\text{-H}$ (at δ 3.9 ppm) in the ^1H NMR spectrum (Fig. 3 and Fig. S4). After only 25 minutes at 20°C , 30% of $\mathbf{1}[\text{BARCl}]$ had been converted to $\mathbf{1}\text{-H}$; quantitative conversion was achieved after 17 hours. This represents a significant improvement in H_2 cleavage rate compared to $\mathbf{1}^+/\text{lut}$ in the absence of BARF_{18} , which requires over 9 days of heating at 60°C before it approaches completion.³⁸ Additionally, no evidence for CO binding was observed *via* NMR spectroscopy when the three component mixture ($\mathbf{1}^+/\text{BARF}_{18}/\text{lut}$) was sparged with pure CO gas for 30 seconds (Fig. S5–S7b). On admission of excess H_2 to the sample headspace, the usual formation of $\mathbf{1}\text{-H}$ occurred with no discernible signals corresponding to a formyl-borate species (Fig. S7).⁴⁸ This suggests that, in contrast to Pt or bioinspired organometallic electrocatalysts for H_2 oxidation,^{5,14} our electrochemical-FLPs are CO tolerant and are not poisoned

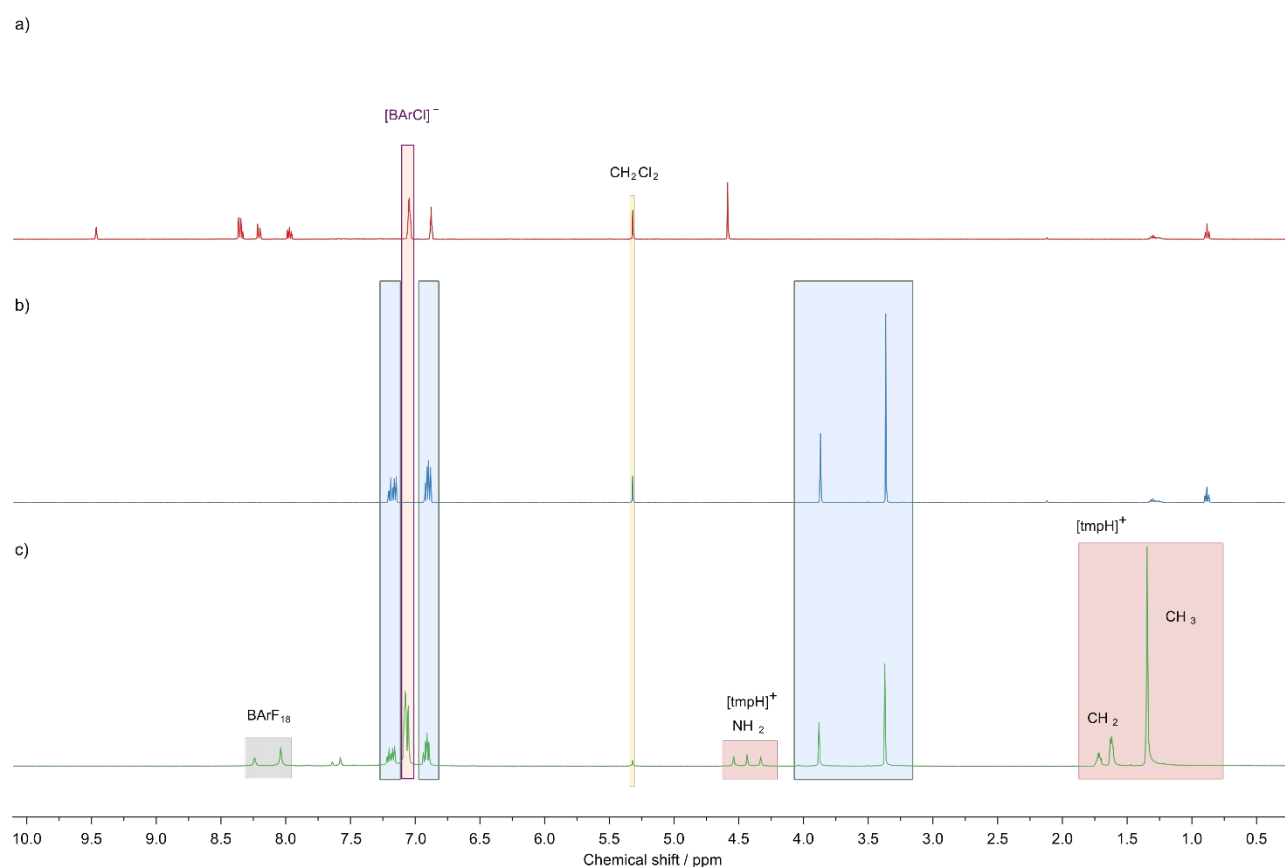


Fig. 2 ^1H NMR spectra demonstrating the ability of $[(\mu\text{-H})(\text{BARF}_{18})_2]^-$ and $[\text{H-BARF}_{18}]^-$ to transfer hydride to $\mathbf{1}[\text{BARCl}]$ in CD_2Cl_2 , (a) $\mathbf{1}[\text{BARCl}]$, (b) authentic $\mathbf{1}\text{-H}$, and (c) an equimolar mixture of $\mathbf{1}[\text{BARCl}]$ and $[\text{tmpH}][(\mu\text{-H})(\text{BARF}_{18})_2]$ after 30 minutes at 20°C .

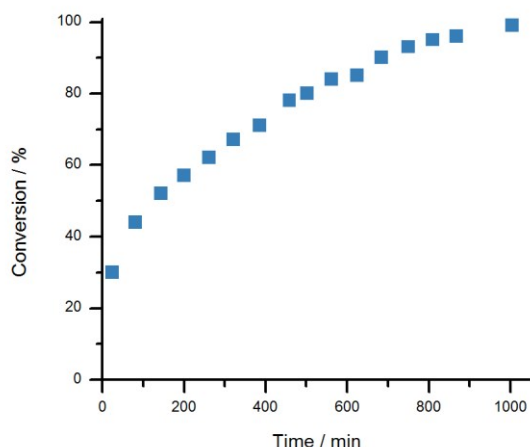


Fig. 3 Progress of H₂ activation by 1[BARCl] in the presence of the mediator, BARF₁₈. H₂ (4 bar) was admitted to a sample of 1[BARCl] (0.028 mmol, 1.0 equivalents), BARF₁₈ (0.064 mmol, 2.3 equivalents), and 2,6-lutidine (0.048 mmol, 1.7 equivalents) in CD₂Cl₂ and the formation of 1-H product was monitored using ¹H NMR spectroscopy.

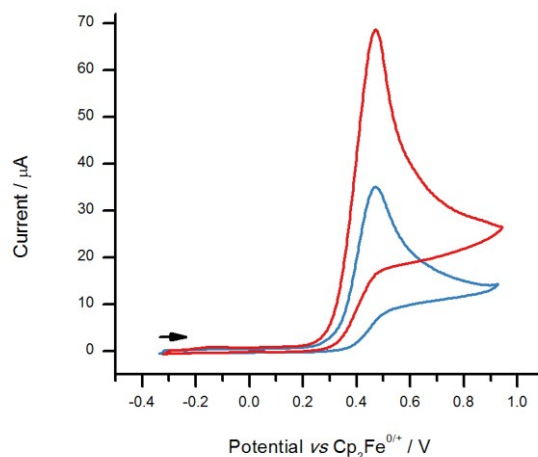


Fig. 4 CVs comparing the electrochemical behaviour of 1-H (1.8 mM) with (red line) and without (blue line) the addition of excess Brønsted base (2,6-lutidine; 6.7 mM) at a scan rate of 100 mV s⁻¹.

or otherwise inhibited, even in the presence of significant CO.

Electrochemical-FLP experiments

Cyclic voltammetry was performed at a glassy carbon electrode (GCE) on solutions of 1-H in CH₂Cl₂ containing 0.1 M [ⁿBu₄N][B(C₆F₅)₄] as a weakly-coordinating supporting electrolyte. In the absence of Brønsted base, cyclic voltammograms (CVs) of 1-H exhibit a single-electron oxidation wave that is devoid of a back-peak (appears to be irreversible) until scan rates exceed 300 mV s⁻¹ (Fig. S11). In the presence of excess 2,6-lutidine, electrochemical reversibility is lost at all scan rates (Fig. S12) and the peak current obtained for 1-H approximately doubles (Fig. 4) – a 2-fold increase in peak current is observed at 50 mV s⁻¹ and a 1.7-fold increase is observed at 2000 mV s⁻¹. This effect is highly indicative of an underlying ECE-DISP1 mechanism, as reported by Savéant and co-workers previously.⁴³ A peak potential of +0.47 V vs Cp₂Fe^{0/+} was obtained for 1-H at the 100 mV s⁻¹ scan rate. This represents a 1 V decrease in the potential that is required for H₂ oxidation at a GCE, a very significant energy saving that is equivalent to ca 197 kJ mol⁻¹, and provides a further 110 mV improvement over the previous most suitable borenium-based electrochemical-FLP system.³⁵

Note that 2,6-lutidine has the added benefit of being electrochemically inactive within the potential window of our electrolyte system. This is unlike the phosphine and aliphatic amine bases used in our previous electrochemical-FLP studies which oxidize at similar potentials to the borohydrides, leading to electrode passivation and failure of the system.

Applied H₂ oxidation and electrocatalyst recyclability

The 1⁺/BARF₁₈/lut system was next applied towards the *in situ* oxidation of H₂ with the intention of investigating whether the electrocatalyst (1⁺) could participate in successive charging

and discharging cycles. The advantage of using BARF₁₈ as a hydride shuttle is that the oxidation potential of [(μ-H)(BARF₁₈)₂]⁻ is on the limit of the oxidative potential window, and does not interfere with the measurement of 1-H concentration at the electrode surface.

A sample of 1[B(C₆F₅)₄] was electrosynthesised *via* the controlled-potential bulk electrolysis of 1-H (0.1 equivalent) in the presence of excess 2,6-lutidine (1.1 equivalents) at a Toray carbon paper electrode. An initial CV scan of 1-H (recorded at a GCE) produced a peak current of 153 μA, and 8.03 C of charge was passed during the initial bulk electrolysis step – this data is represented by the dotted line in Fig. 5. The formation of 1⁺ was

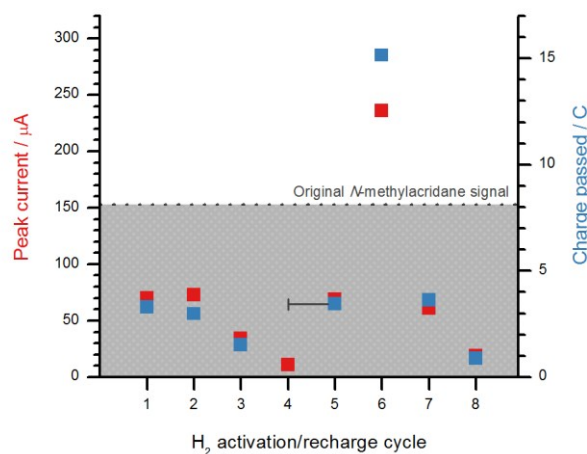


Fig. 5 The peak current obtained at a GCE (left y-axis, red) and the charge passed at a Toray carbon paper electrode (right y-axis, blue) after sparging a freshly generated 1[B(C₆F₅)₄] (3.7 mM, 10 mol%) solution in CH₂Cl₂ with H₂ for 20 minutes in the presence of 2,6-lutidine (41 mM, 1.1 equivalents) and BARF₁₈ (37 mM, 1 equivalent). The dotted line represents the peak current/charge passed for the original 1-H sample, which was converted to 1[B(C₆F₅)₄] *via* bulk electrolysis, and provides a reference point for the following H₂ activation cycles. Additional 2,6-lutidine was added from cycle 4 onwards.

further indicated by the solution turning bright yellow.

An equivalent of BARF_{18} was added (relative to the catalyst, $\mathbf{1}^+$, which is present at 10 mol%) and the sample was sparged with H_2 gas for 20 minutes before a CV was recorded at the GCE. The CV clearly demonstrated the regeneration of considerable amounts of $\mathbf{1-H}$, even at this short sparging time, with the peak current for this first H_2 activation cycle at 46% (in agreement with the NMR studies above) of that passed for the original $\mathbf{1-H}$ sample prior to bulk electrolysis. The sample was electrolyzed back to $[\text{B}(\text{C}_6\text{F}_5)_4]$, passing 3.28 C of charge (41% of that passed for the original sample). H_2 activation was then repeated for the second time (again, with only a 20 minute sparge) at which point the observed peak current was comparable to that obtained for the first H_2 activation. On repeating the H_2 activation a third time, the peak current and charge passed for $\mathbf{1-H}$ during bulk electrolysis was somewhat diminished compared to the initial two attempts (to ca 20 % of the original sample values). A fourth H_2 activation attempt was unsuccessful, with no regeneration of $\mathbf{1-H}$.

It was suspected that the system was no longer turning over due to the depletion of 2,6-lutidine *via* its sequestration by protons generated during the bulk electrolysis of $\mathbf{1-H}$ and also in the H_2 activation cycles by the FLP. In a fuel cell, H_2 oxidation constitutes only one half-reaction of the redox couple; the other half-reaction, O_2 reduction, would consume any protons that are generated during H_2 oxidation and regenerate the Brønsted base. Thus, at this point in the experiment, the number of regeneration cycles was limited by the quantity of available 2,6-lutidine. To overcome this issue, an additional 10 equivalents of 2,6-lutidine were added to the sample, which was then subjected to a further 20 minute sparge with H_2 . Reassuringly, this fifth H_2 activation run successfully regenerated $\mathbf{1-H}$ in similar concentrations (ca 45% of the original sample concentration after a 20 minute sparge) to those obtained during the first two H_2 activation attempts. The sample was then subjected to bulk electrolysis.

To investigate the effect of exposing the sample to H_2 for longer periods of time, the sample was left sealed under H_2 for 2.5 days. To great surprise, the resulting CV (cycle 6) exhibited a 1.5-fold increase in peak current compared to the original $\mathbf{1-H}$ sample. It is likely that excess $[\text{lutH}][(\mu\text{-H})(\text{BARF}_{18})_2]$ builds up in solution once all $\mathbf{1}^+$ (present at 10 mol% *cf.* the borane) has been converted back to $\mathbf{1-H}$. As $\mathbf{1-H}$ undergoes oxidation at the electrode surface, the electrogenerated $\mathbf{1}^+$ is rapidly converted back to $\mathbf{1-H}$ *via* reaction with the excess $[(\mu\text{-H})(\text{BARF}_{18})_2]^-$. This leads to an enhancement in the peak current of the $\mathbf{1-H}$ oxidation wave *i.e.* a perceived electrocatalytic effect. This effect was confirmed experimentally by treating a sample of $\mathbf{1-H}$ with increasing quantities (0, 0.5, 1, and 2 equivalents) of the hydride donor $[\text{Bu}_4\text{N}][\text{HB}(\text{C}_6\text{F}_5)_3]$ (Fig. S13a). The addition of $[\text{Bu}_4\text{N}][\text{HB}(\text{C}_6\text{F}_5)_3]$ resulted in a proportional increase in the peak current of the $\mathbf{1-H}$ wave (Fig. S13b). Note that whilst $[\text{HB}(\text{C}_6\text{F}_5)_3]^-$ is redox active, its peak potential is observed at +0.88 V vs $\text{Cp}_2\text{Fe}^{0/+}$ and therefore does not interfere with the $\mathbf{1-H}$ oxidation wave. The fact that the peak current of $\mathbf{1-H}$ increases, with no observable wave corresponding to $[\text{HB}(\text{C}_6\text{F}_5)_3]^-$, suggests that hydride shuttling occurs within the

timescale of the electrode process – *i.e.* the system is not only rechargeable, but it is catalytic and turning over many times per H_2 -charge cycle. Digital simulation of this electrochemical data determined the turnover frequency of the hydride shuttling process to be $2.7 \pm 0.2 \times 10^4 \text{ s}^{-1}$.

Henceforth, excess 2,6-lutidine (10 equivalents) was added after each bulk electrolysis step to ensure that that system recyclability was not limited by the concentration of Brønsted base. Following bulk electrolysis, the sample containing $\mathbf{1}^+$ was subjected to further H_2 activation (recharging, cycle 7) and bulk electrolysis cycles (discharging) until $\mathbf{1-H}$ could no longer be regenerated. Only one successful regeneration cycle was performed before no further $\mathbf{1-H}$ formation was observed. Since the 2,6-lutidine concentration was not the limiting factor, it is likely that the deactivation of the electrocatalytic system resulted from the decomposition of the boron-based Lewis acid, BARF_{18} (whose concentration was not altered from the initial experiment in the series), over the course of several charging and discharging cycles. Indeed, BARF_{18} is relatively sensitive to trace amounts of adventitious air and moisture. Despite this, the $\mathbf{1}^+/\mathbf{1-H}$ carbon-based Lewis acid system was confirmed to still be fully active when the addition of $[\text{Bu}_4\text{N}][\text{HB}(\text{C}_6\text{F}_5)_3]$ resulted in successful recovery of the oxidation wave corresponding to $\mathbf{1-H}$.

Conclusions

The $\mathbf{1}^+/\text{BARF}_{18}/\text{lut}$ system provides a new and improved electrochemical-FLP approach to H_2 oxidation by combining the best attributes of two different Lewis acids: one carbon-based with excellent electrochemical attributes, and one boron-based with excellent H_2 activating attributes as part of a FLP. Unlike conventional, precious metal or biomimetic electrocatalysts, this system is highly tolerant to CO. The pre-activation of H_2 in the form of $\mathbf{1-H}$ results in an astonishing 1 V decrease in the potential that is required for H_2 oxidation at ubiquitous carbon electrodes. This represents a significant decrease in the required energetic driving force for H_2 oxidation (equivalent to ca 197 kJ mol⁻¹) and a further 110 mV improvement over previous electrochemical-FLP systems. In addition to this (and in contrast to our previous electrochemical-FLP systems) there are no H_2 evolution side-reactions due to the reaction of incoming hydride with electrogenerated H^+ ; this leads to a marked improvement in efficiency and recyclability.

The completely metal-free system is electrocatalytic with respect to the carbon-based Lewis acid $\mathbf{1}^+$ and can be turned over multiple times without any loss of activity. The “hydride shuttle” effect provided by the synergistic interaction of BARF_{18} and $\mathbf{1}^+$ gives rise to a significant improvement in the overall rates of H_2 cleavage and the generation of $\mathbf{1-H}$ by the carbon-based FLP.

We see two routes to further improve this electrochemical-FLP system. One, to develop a boron-based FLP that exhibits a greater stability to air and moisture whilst retaining the ability to rapidly cleave H_2 and to function as an efficient “hydride shuttle”. Indeed, we have already demonstrated that solutions of $\text{B}(\text{C}_6\text{F}_5)_3$ in 1,4-dioxane can be rendered water tolerant simply

by operating at increased pressures of H₂.³³ Alternatively, an analogous carbon-based Lewis acid is required that is capable of rapid H₂ activation when combined with a suitable Lewis base, without requiring the presence of any additional boron-based Lewis acid as a hydride shuttle. Both approaches form part of our ongoing research efforts.

Acknowledgements

The research leading to these results has received funding from the European Research Council under ERC Starting Grant Agreement no. 307061 (PiHOMER), ERC PoC Grant Agreement no. 640988 (FLPower) and the Leverhulme Trust. MJI & GWW thank the Royal Society for financial support *via* University Research Fellowships.

Notes and references

- M. Winter and R. J. Brodd, *Chem. Rev.*, 2004, **104**, 4245–4270.
- F. Barbir, *PEM Fuel Cells: Theory and Practice*, Academic Press, Waltham, MA, 2013.
- A. J. Bard and L. Faulkner, *Electrochemical Methods: Fundamentals and Applications*, John Wiley & Sons, 2nd Edition, 2001.
- B. E. Conway and B. V. Tilak, *Electrochim. Acta*, 2002, **47**, 3571–3594.
- M. Rakowski DuBois and D. L. Dubois, in *Catalysis Without Precious Metals*, ed. R. M. Bullock, Wiley, Weinheim, 2010, pp. 165–180.
- D. L. DuBois and R. M. Bullock, *Eur. J. Inorg. Chem.*, 2011, 1017–1027.
- W. Lubitz, H. Ogata, O. Rüdiger and E. Reijerse, *Chem. Rev.*, 2014, **114**, 4081–4148.
- J. Y. Yang, S. Chen, W. G. Dougherty, W. S. Kassel, R. M. Bullock, D. L. DuBois, S. Raugai, R. Rousseau, M. Dupuis and M. Rakowski-DuBois, *Chem. Commun.*, 2010, **46**, 8618–8620.
- A. L. Goff, V. Artero, B. Jusselme, P. D. Tran, N. Guillet, R. Métayé, A. Fihri, S. Palacin and M. Fontecave, *Science*, 2009, **326**, 1384–1387.
- J. Y. Yang, R. M. Bullock, W. J. Shaw, B. Twamley, K. Frazee, M. Rakowski-DuBois and D. L. DuBois, *J. Am. Chem. Soc.*, 2009, **131**, 5935–5945.
- T. Liu, D. L. DuBois and R. M. Bullock, *Nature Chem.*, 2013, **5**, 228–233.
- J. M. Camara and T. B. Rauchfuss, *Nature Chem.*, 2012, **4**, 26–30.
- J. M. Camara and T. B. Rauchfuss, *J. Am. Chem. Soc.*, 2011, **133**, 8098–8101.
- J. J. Baschuk and X. Li, *Int. J. Energy Res.*, 2001, **25**, 695–713.
- M. Bertau, H. Offermanns, L. Plass, F. Schmidt and H.-J. Wernicke, Eds., *Methanol: The Basic Chemical and Energy Feedstock of the Future*, Springer Berlin Heidelberg, Berlin, Heidelberg, 2014.
- G. C. Welch, R. R. S. Juan, J. D. Masuda and D. W. Stephan, *Science*, 2006, **314**, 1124–1126.
- D. W. Stephan, *Dalton Trans.*, 2009, 3129–3136.
- D. W. Stephan and G. Erker, *Angew. Chem. Int. Ed.*, 2010, **49**, 46–76.
- D. W. Stephan, in *Comprehensive Inorganic Chemistry II (Second Edition)*, ed. J. R. Poeppelemeier, Elsevier, Amsterdam, 2013, pp. 1069–1103.
- D. W. Stephan and G. Erker, *Angew. Chem. Int. Ed.*, 2015, **54**, 6400–6441.
- D. W. Stephan, *J. Am. Chem. Soc.*, 2015, **137**, 10018–10032.
- D. W. Stephan, *Nature Chem.*, 2014, **6**, 952–953.
- A. Y. Houghton, J. Hurmalainen, A. Mansikkamäki, W. E. Piers and H. M. Tuononen, *Nature Chem.*, 2014, **6**, 983–988.
- P. A. Chase, T. Jurca and D. W. Stephan, *Chem. Commun.*, 2008, 1701.
- D. W. Stephan, *Org. Biomol. Chem.*, 2012, **10**, 5740–5746.
- D. W. Stephan, S. Greenberg, T. W. Graham, P. Chase, J. J. Hastie, S. J. Geier, J. M. Farrell, C. C. Brown, Z. M. Heiden, G. C. Welch and M. Ullrich, *Inorg. Chem.*, 2011, **50**, 12338–12348.
- P. Spies, S. Schwendemann, S. Lange, G. Kehr, R. Fröhlich and G. Erker, *Angew. Chem. Int. Ed.*, 2008, **47**, 7543–7546.
- V. Sumerin, F. Schulz, M. Nieger, M. Leskelä, T. Repo and B. Rieger, *Angew. Chem. Int. Ed.*, 2008, **47**, 6001–6003.
- T. Mahdi and D. W. Stephan, *J. Am. Chem. Soc.*, 2014, **136**, 15809–15812.
- D. J. Scott, M. J. Fuchter and A. E. Ashley, *Angew. Chem. Int. Ed.*, 2014, **53**, 10218–10222.
- D. J. Scott, M. J. Fuchter and A. E. Ashley, *J. Am. Chem. Soc.*, 2014, **136**, 15813–15816.
- T. Mahdi and D. W. Stephan, *Angew. Chem. Int. Ed.*, 2015, **54**, 8511–8514.
- D. J. Scott, T. R. Simmons, E. J. Lawrence, G. G. Wildgoose, M. J. Fuchter and A. E. Ashley, *ACS Catal.*, 2015, **5**, 5540–5544.
- E. J. Lawrence, V. S. Oganessian, D. L. Hughes, A. E. Ashley and G. G. Wildgoose, *J. Am. Chem. Soc.*, 2014, **136**, 6031–6036.
- E. J. Lawrence, T. J. Herrington, A. E. Ashley and G. G. Wildgoose, *Angew. Chem. Int. Ed.*, 2014, **53**, 9922–9925.
- G. C. Welch and D. W. Stephan, *J. Am. Chem. Soc.*, 2007, **129**, 1880–1881.
- J. M. Farrell, J. A. Hatnean and D. W. Stephan, *J. Am. Chem. Soc.*, 2012, **134**, 15728–15731.
- E. R. Clark and M. J. Ingleson, *Angew. Chem. Int. Ed.*, 2014, **53**, 11306–11309.
- E. R. Clark and M. J. Ingleson, *Organometallics*, 2013, **32**, 6712–6717.
- Y. Lu, D. Endicott and W. Kuester, *Tetrahedron Lett.*, 2007, **48**, 6356–6359.
- C. Zheng and S.-L. You, *Chem. Soc. Rev.*, 2012, **41**, 2498.
- X.-Q. Zhu, Y.-C. Liu and J.-P. Cheng, *J. Org. Chem.*, 1999, **64**, 8980–8981.
- P. Hapiot, J. Moiroux and J.-M. Savéant, *J. Am. Chem. Soc.*, 1990, **112**, 1337–1343.
- A. Anne, S. Fraoua, V. Grass, J. Moiroux and J.-M. Savéant, *J. Am. Chem. Soc.*, 1998, **120**, 2951–2958.
- R. J. Blagg, E. J. Lawrence, K. Resner, V. S. Oganessian, T. J. Herrington, A. E. Ashley and G. G. Wildgoose, *Dalton Trans.*, 2016, DOI: 10.1039/C5DT01918D.
- T. J. Herrington, A. J. W. Thom, A. J. P. White and A. E. Ashley, *Dalton Trans.*, 2012, **41**, 9019.
- E. L. Kolychev, T. Bannenberg, M. Freytag, C. G. Daniliuc, P. G. Jones and M. Tamm, *Chem. Eur. J.*, 2012, **18**, 16938–16946.
- R. Dobrovetsky and D. W. Stephan, *J. Am. Chem. Soc.*, 2013, **135**, 4974–4977.