

Cite this: *Polym. Chem.*, 2025, **16**, 1647Received 21st February 2025,
Accepted 25th March 2025

DOI: 10.1039/d5py00176e

rsc.li/polymers

Towards degradable and functionalizable polymers: alternating ring-opening metathesis copolymerization of oxanorbornadiene dicarboxylate and 2,3-dihydrofuran†

Tarek Ibrahim,  Kaia Kendzulak, Syrena Carver, Tamara Perez and Hao Sun *

Here we report the design and synthesis of acid-degradable and functionalizable polymers via alternating ring-opening metathesis copolymerization of oxanorbornadiene dicarboxylate and 2,3-dihydrofuran. The resulting polymers can undergo post-polymerization modification through aza-Michael and thia-Michael additions, leading to a diverse set of degradable polymer structures with various functional groups and tunable properties.

Olefin metathesis polymerization techniques have recently emerged as a powerful synthetic approach for creating degradable polymer materials with enhanced sustainability and eco-friendliness.^{1,2} Moreover, the degradability of these novel polyolefin materials makes them highly promising for biomedical applications, such as stimuli-responsive drug delivery systems.^{3–5} To date, a library of cyclic olefin monomers containing degradable groups (termed degradable monomers) have been designed to incorporate degradable moieties into the polymer backbones, giving rise to polyesters,^{6,7} polyacetals,^{8–11} poly(silyl ether)s,^{3,12} poly(diazanorbornene)s,¹³ polyoxazinones,^{4,14} polyphosphoramidates,^{5,15} poly(phosphonate)s,¹⁶ polydisulfides,^{17,18} and poly(enol ether)s.^{19–26} The properties of these degradable polymers are tunable by either modifying the functional groups on the degradable monomers,³ or through a copolymerization strategy that combines degradable monomers with non-degradable monomers bearing different functional groups.²⁷ Nevertheless, gaining access to a series of degradable polymers with different functional groups typically requires the synthesis and purification of multiple monomers, a process that can be cumbersome and inefficient.

Compared to the monomer modification approach (*vide supra*), post-polymerization modification (PPM) enables the

functionalization of a pre-synthesized polymer, thereby providing access to a diverse set of polymer structures without the need to synthesize various monomers.²⁸ Recent studies by Kiessling and Gutekunst have demonstrated degradable and functionalizable polyolefins through the design of a single monomer that contains both a degradable group and a functional handle for post-polymerization modification (Fig. 1).^{4,9} While click-type PPM has proven highly efficient in these pioneering works, multi-step monomer synthesis is still required due to the complexity of the monomer structures (Fig. 1A and B).

With the goal of reducing the synthetic effort in achieving degradable and functionalizable polymers, we reasoned that alternating ring-opening metathesis copolymerization (AROMP) of a degradable monomer and a functional comonomer would lead to a target polymer structure, where each repeating unit contains both a degradable linkage and a functional handle (Fig. 1C). 2,3-Dihydrofuran (DHF) was chosen as the degradable monomer due to its commercial availability and unique reactivity, which allows it to form alternating copolymers with various comonomers.^{20–24} Moreover, we selected oxanorbornadiene dicarboxylate (OND) as the functional comonomer to pair with DHF for AROMP. Notably, OND is also commercially available and contains an activated alkene group that can serve as a Michael acceptor.²⁹

The ROMP reactivity of OND was first investigated in the presence of second-generation Grubbs catalyst (G2), with an initial OND concentration of 0.15 M (section 3.2 in ESI†). After 24 hours, only 14% of OND was converted into polymer, suggesting its low activity in homopolymerization. Next, we performed ring-opening metathesis copolymerization of OND and DHF, using the same initial OND concentration (0.15 M) as in its homopolymerization. The DHF-to-OND ratio was set at 2 : 1 to further suppress the homoaddition of OND. Based on the copolymerization results (Table S1†), both G2 and third-generation Grubbs catalyst (G3) were effective in catalyzing the copolymerization of OND and DHF, showing OND conversions over 75%. In particular, quantitative monomer con-

Department of Chemistry and Chemical & Biomedical Engineering, Tagliatela College of Engineering, University of New Haven, West Haven, CT, 06516, USA.
E-mail: hasun@newhaven.edu

† Electronic supplementary information (ESI) available. See DOI: <https://doi.org/10.1039/d5py00176e>

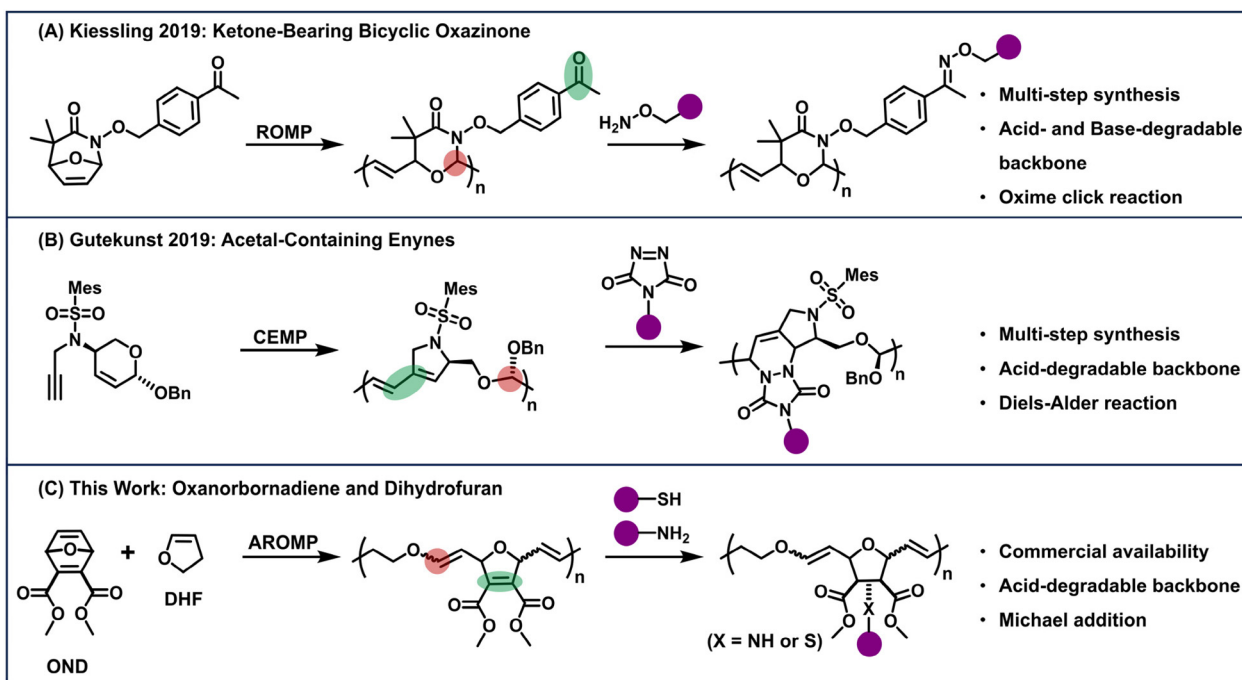


Fig. 1 Degradable and functionalizable polymers via olefin metathesis polymerization strategy. (A) ROMP of ketone-bearing bicyclic oxazinone followed by an oxime click reaction. (B) Cascade enyne metathesis polymerization (CEMP) of acetal-containing enyne monomers, followed by Diels–Alder reaction. (C) This work: alternating ring-opening metathesis copolymerization (AROMP) of oxanorbornadiene dicarboxylate and 2,3-dihydrofuran. The resulting polymers are capable of post-polymerization modification via Michael addition.

versions of OND were achieved when G2 was used in all cases (entries 4–6 in Table S1[†]). Given that the homoaddition of OND was sluggish, the high conversions of OND observed in the copolymerization study can be attributed to its heteroaddition with DHF.

To evaluate the degree of alternation, we analyzed the copolymer structure using NMR spectroscopy (Fig. 2A and Fig. S1–3[†]). As shown in ¹H NMR analysis (Fig. 2A), the charac-

teristic olefinic proton signals of polyDHF (highlighted in blue) are absent in the ¹H NMR spectrum of copolymer poly(OND-*alt*-DHF), indicating that no homoaddition of DHF took place during the polymerization. In addition, the olefinic proton signal from polyOND (highlighted in green) is notably reduced in the copolymer, indicating suppression of the homoaddition of OND throughout the AROMP process. The ¹³C NMR data further corroborate these findings by showing

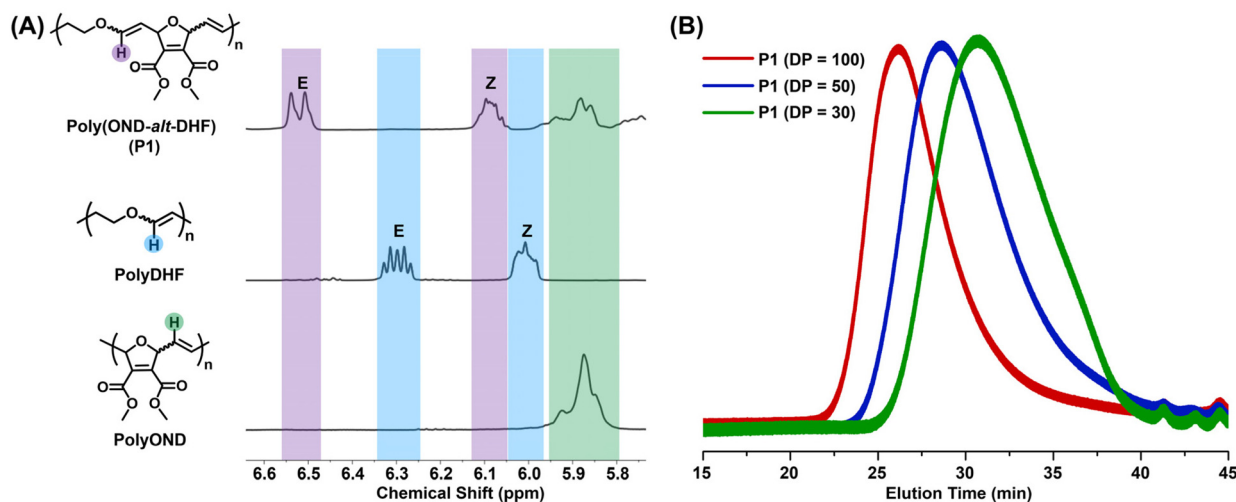


Fig. 2 Characterization of the alternating copolymers. (A) Partial ¹H NMR spectra of poly(OND-*alt*-DHF)₁₀₀, polyDHF, and polyOND. (B) Size exclusion chromatography traces of poly(OND-*alt*-DHF) with varying degrees of polymerization (DP). These copolymers were prepared using G2.

the absence of alkene carbon signals of polyDHF in the copolymer's ^{13}C NMR spectrum (Fig. S2†). Critically, the integration of proton signals from the DHF and OND repeating units reveals high degrees of alternation (>98% alternating dyads) in all the poly(OND-*alt*-DHF) copolymers, demonstrating an exceptional sequence control in the copolymer structure (Fig. S3 and Table S1†).

Size exclusion chromatography (SEC) analysis further shows that the molecular weights of alternating copolymers can be tuned by adjusting the ratio of monomer to catalyst (Fig. 2B, Fig. S4 and Table S1†). While the molecular weights of copolymers made with G2 or G3 are similar at the same monomer-to-catalyst ratio, the copolymers made with G2 exhibit relatively narrower molecular weight distributions compared to those made with G3, suggesting its better control over the AROMP of OND and DHF (Table S1†).

Since each OND repeating unit contains two electron-withdrawing ester groups attached to the alkene, we hypothesized that these activated alkenes could act as functional handles for post-polymerization modifications *via* Michael addition reactions. Moreover, poly(enol ether)s are known to be stable under basic conditions.²⁷ Therefore, the backbone enol ether groups would remain unreactive towards amines. To verify this hypothesis, we evaluated the Michael addition efficiency of poly(OND-*alt*-DHF)₅₀ (denoted as **P1**, entry 5 in Table S1†) using a wide range of nucleophiles, including primary amines and thiols (Fig. 3). Through aza-Michael addition, primary amines with various functional groups were attached to the polymer side chains, resulting in **P2**, **P3**, and **P4**. ^1H NMR analysis shows that the aza-Michael addition efficiency of ethanolamine (50%) was markedly higher than that of *n*-butylamine (22%) and benzylamine (16%) (Fig. S5–7†). This difference is likely due to the lower steric hindrance encountered by

ethanolamine during the Michael addition process, compared to *n*-butylamine and benzylamine. Furthermore, thia-Michael addition was employed to broaden the scope of Michael donors for the post-polymerization modification. The addition of 1-thioglycerol and benzyl mercaptan to **P1** led to **P5** (54%) and **P6** (33%), respectively (Fig. S8 and S9†).

To shed light on the chain integrity during the PPM process, SEC was used to monitor changes in the polymer chain size (Fig. S10†). While no aldehyde signals were detectable in the ^1H NMR analysis of **P2**–**P6**, a modest shift to longer elution times (indicating lower molecular weights) was observed in the SEC traces of these functional polymers. This slight degradation is presumably due to the acidity of adventitious ammonium formed during the Michael addition, as observed by the Xia group in their norbornene-DHF copolymer system.²⁷

To elucidate the impact of functional groups on the thermal properties of polymers, we performed thermogravimetric analysis (TGA) and differential scanning calorimetry (DSC) on **P1**–**P6**. As shown in the TGA thermograms, all the polymers demonstrated excellent thermal stability, with decomposition temperatures ($T_{d,5\%}$) ranging from 228 to 280 °C (Fig. S11†). Because of the thermally reversible nature of aza-Michael and thia-Michael adducts,^{30,31} **P2**–**P6** exhibited slightly lower $T_{d,5\%}$ values compared to **P1**.

DSC further revealed the glass transition temperatures (T_g) of the alternating copolymers (Fig. 4 and Fig. S12–14†). The T_g values of **P2**, **P4**, and **P6** are similar to that of **P1**, due to their modest degrees of functionalization (16–33%) (Fig. S12–14†). Interestingly, **P3** and **P5**, which contain abundant side-chain hydroxyl groups, displayed notably higher T_g values than **P1** (Fig. 4). The increased glass transition temperatures observed in **P3** and **P5** can be ascribed to their ability to form hydrogen bonds, which enhance the intermolecular interactions and thus reduce the molecular mobility of the polymer chains.^{32,33}



Fig. 3 Post-polymerization modification of poly(OND-*alt*-DHF) (**P1**). Both aza-Michael addition and thia-Michael addition were employed to functionalize **P1** with various nucleophiles.

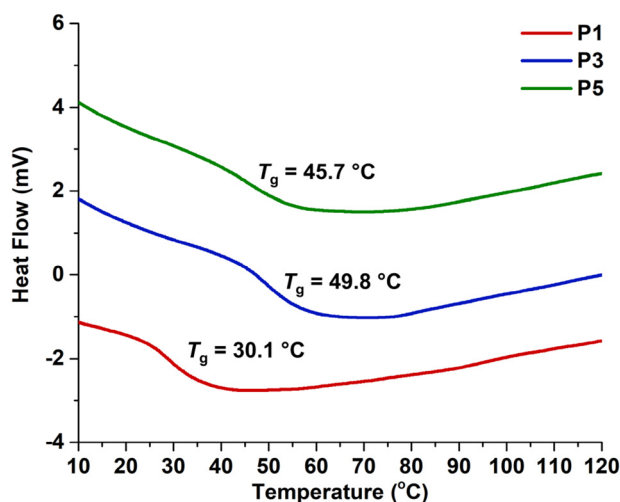


Fig. 4 Differential scanning calorimetry thermograms of **P1**, **P3**, and **P5**. Glass transition temperatures (T_g) were determined by identifying the midpoint of the sigmoidal change in heat capacity.

To evaluate the mechanical properties of the investigated polymers for potential industrial applications, we conducted tensile tests on the original polymer (**P1**, DP =



Fig. 5 Tensile properties of polymers. Representative stress–strain curves of **P1**, **P5**, and commercial polystyrene at room temperature.

100) and the modified polymer (**P5**). As shown in Fig. 5, **P1** shows a low Young's modulus (6.6 MPa), an ultimate tensile strength (UTS) of 4.6 MPa, and an elongation at break exceeding 100%. By contrast, the hydroxyl-functionalized **P5** exhibits limited stretchability (elongation at break of 15%), but significantly enhanced mechanical properties, including a Young's modulus of 163 MPa and a UTS of 35.2 MPa. These properties are of the same magnitude as those of commercial polystyrene, which has a Young's modulus of 693 MPa and a UTS of 41.2 MPa (Fig. 5).

Finally, the degradability of the alternating copolymers was examined. Poly(enol ether)s are well known for their acid-sensitivity.^{19,34} Since the polymers developed in this study contain an enol ether structure in every repeating unit, they were expected to be fully degradable under acidic conditions. In a proof-of-concept degradation study, **P1**, **P2**, and **P5** were treated with hydrochloric acid in a THF solution (section 3.6 in ESI†). In all cases, polymers decomposed into small fragments (<500 g mol⁻¹) upon the acid treatment (Fig. 6 and Fig. S15†). This result is in good agreement with previous degradation studies of DHF-based copolymers in the literature.^{22,23,27}



Fig. 6 Degradation study of alternating copolymers. (A) Schematic illustration of the acid-promoted degradation of **P1**. (B) SEC traces of **P1** as a function of the degradation time. (C) SEC traces of **P5** as a function of degradation time. The concentrations of HCl and water in THF are 0.02 and 1.1 M, respectively.

Conclusions

In summary, we present a novel synthetic approach to degradable and functionalizable polymer materials *via* AROMP of two commercially available monomers: OND and DHF. High degrees of alternating dyads (>98%) were achieved in the copolymers of OND and DHF, incorporating both a degradable group and a functional handle in each repeating unit. The resulting copolymers can be further modified through Michael additions of amines and thiols, yielding degradable polymers with diverse functional groups and tunable properties. Given the widespread applications of degradable polymers in fields such as lithography and biomedicine, we envision that the polymers developed in this work will give rise to a new class of degradable and functional materials. Importantly, the ease of polymer synthesis and the wide availability of the investigated monomers will facilitate their scalability and applications.

Author contributions

Tarek Ibrahim: data curation, formal analysis, investigation, writing – original draft preparation. Kaia Kendzulak: data curation, investigation. Syrena Carver: data curation, investigation. Tamara Perez: data curation, investigation. Hao Sun: conceptualization, supervision, funding acquisition, methodology, project administration, resources, visualization, writing – original draft preparation, writing – review and editing.

Data availability

All the data relevant to the current submission has been collected in the ESI.† Raw data, such as NMR, SEC, TGA, and DSC data can be obtained upon request from the authors.

Conflicts of interest

There are no conflicts to declare.

Acknowledgements

This material is based upon work supported by a LEAPS-MPS award from the National Science Foundation under Grant No. [CHE-2316842].

References

- J. Xu and N. Hadjichristidis, *Prog. Polym. Sci.*, 2023, **139**, 101656.
- H. Sun, Y. Liang, M. P. Thompson and N. C. Gianneschi, *Prog. Polym. Sci.*, 2021, **120**, 101427.
- P. Shieh, H. V. Nguyen and J. A. Johnson, *Nat. Chem.*, 2019, **11**, 1124–1132.
- J. M. Fishman, D. B. Zwick, A. G. Kruger and L. L. Kiessling, *Biomacromolecules*, 2019, **20**, 1018–1027.
- Y. Liang, H. L. Sullivan, K. Carrow, J. M. Mesfin, J. Korpanty, K. Worthington, C. Luo, K. L. Christman and N. C. Gianneschi, *J. Am. Chem. Soc.*, 2023, **145**, 11185–11194.
- W. R. Gutekunst and C. J. Hawker, *J. Am. Chem. Soc.*, 2015, **137**, 8038–8041.
- T. G. Hsu, J. Zhou, H. W. Su, B. R. Schrage, C. J. Ziegler and J. Wang, *J. Am. Chem. Soc.*, 2020, **142**, 2100–2104.
- T. Debsharma, F. N. Behrendt, A. Laschewsky and H. Schlaad, *Angew. Chem., Int. Ed.*, 2019, **58**, 6718–6721.
- L. B. Fu, X. L. Sui, A. E. Crolais and W. R. Gutekunst, *Angew. Chem., Int. Ed.*, 2019, **58**, 15726–15730.
- B. R. Elling, J. K. Su and Y. Xia, *ACS Macro Lett.*, 2020, **9**, 180–184.
- F. O. Boadi, J. Zhang, X. Yu, S. Bhatia and N. S. Sampson, *Macromolecules*, 2020, **53**, 5857–5868.
- P. Shieh, W. Zhang, K. E. L. Husted, S. L. Kristufek, B. Xiong, D. J. Lundberg, J. Lem, D. Veyssset, Y. Sun, K. A. Nelson, D. L. Plata and J. A. Johnson, *Nature*, 2020, **583**, 542–547.
- X. Wang, Y. Wen, Y. Wang, W. Li, X. Lu and W. You, *CCS Chem.*, 2024, **6**, 2305–2317.
- J. M. Fishman and L. L. Kiessling, *Angew. Chem., Int. Ed.*, 2013, **52**, 5061–5064.
- Y. Liang, H. Sun, W. Cao, M. P. Thompson and N. C. Gianneschi, *ACS Macro Lett.*, 2020, **9**, 1417–1422.
- T. Steinbach, E. M. Alexandrino, C. Wahlen, K. Landfester and F. R. Wurm, *Macromolecules*, 2014, **47**, 4884–4893.
- H. G. Seong, T. P. Russell and T. Emrick, *Chem. Sci.*, 2024, **15**, 17084–17091.
- C.-C. Chang and T. Emrick, *Macromolecules*, 2014, **47**, 1344–1350.
- J. D. Feist and Y. Xia, *J. Am. Chem. Soc.*, 2020, **142**, 1186–1189.
- X. Sui, T. Zhang, A. B. Pabarue, L. Fu and W. R. Gutekunst, *J. Am. Chem. Soc.*, 2020, **142**, 12942–12947.
- X. Sui and W. R. Gutekunst, *ACS Macro Lett.*, 2022, **11**, 630–635.
- K. Tashiro, M. Akiyama, K. Kashiwagi and T. Okazoe, *J. Am. Chem. Soc.*, 2023, **145**, 2941–2950.
- H. Sun, T. Ibrahim, A. Ritacco and K. Durkee, *ACS Macro Lett.*, 2023, **12**, 1642–1647.
- T. An, H. Ryu and T. L. Choi, *Angew. Chem., Int. Ed.*, 2023, **62**, e202309632.
- A. Mandal and A. F. M. Kilbinger, *ACS Macro Lett.*, 2023, **12**, 1372–1378.
- T. Ibrahim and H. Sun, *ACS Appl. Polym. Mater.*, 2024, **6**, 14076–14083.
- J. D. Feist, D. C. Lee and Y. Xia, *Nat. Chem.*, 2022, **14**, 53–58.
- M. A. Gauthier, M. I. Gibson and H. A. Klok, *Angew. Chem., Int. Ed.*, 2008, **48**, 48–58.
- A. A. Kislukhin, C. J. Higginson, V. P. Hong and M. G. Finn, *J. Am. Chem. Soc.*, 2012, **134**, 6491–6497.
- N. Kuhl, R. Geitner, J. Vitz, S. Bode, M. Schmitt, J. Popp, U. S. Schubert and M. D. Hager, *J. Appl. Polym. Sci.*, 2017, **134**, 44805.

- 31 C. Taplan, M. Guerre and F. E. Du Prez, *J. Am. Chem. Soc.*, 2021, **143**, 9140–9150.
- 32 K. Nakamura, T. Hatakeyama and H. Hatakeyama, *Polym. J.*, 1983, **15**, 361–366.
- 33 P. Siachouli, K. S. Karadima, V. G. Mavrantzas and S. N. Pandis, *Soft Matter*, 2024, **20**, 4783–4794.
- 34 H. Shimomoto, T. Mori, T. Itoh and E. Ihara, *Macromolecules*, 2019, **52**, 5761–5768.