

Cite this: *J. Mater. Chem. A*, 2023, **11**, 2128Received 18th October 2022
Accepted 23rd December 2022

DOI: 10.1039/d2ta08142c

rsc.li/materials-a

Divergent silylium catalysis enables facile poly(vinyl chloride) upcycling to poly(ethylene-co-styrene) derivatives†

Mikiyas K. Assefa^a and Megan E. Fieser^{*ab}

Tandem hydrodechlorination/Friedel–Crafts alkylation of poly(vinyl chloride) (PVC) is achieved using silylium ion catalysts to prepare new styrenic copolymers of polyethylene. In many cases, conversion of PVC was complete within minutes, indicating facile means of PVC functionalization at low catalyst loadings.

Introduction

Poly(vinyl chloride) (PVC) is an extremely versatile polymer with numerous applications extending to construction, the medical industry, and consumer goods. Although PVC is the third most mass-produced synthetic polymer in the world,¹ the status quo for reclaiming value from end-of-life PVC materials is not ideal. Due to the wide range of additives, mechanical recycling often leads to low-value materials unless PVC items are separated carefully to ensure waste streams contain similar additives.^{2,3} Incineration, pyrolysis, and landfill disposal are also problematic, as harmful chemicals such as dioxins and hydrochloric acid can be generated.^{4–6} While chemical processing (recycling or upcycling) of PVC could be the most promising route to repurpose both the chlorine in the backbone and organic polymer fragment, practical methods are rather limited, with few implemented on a commercial scale.^{2,3,7} Indeed, current strategies of PVC waste chemical treatment often rely on recovery of chlorine and pyrolysis of the organic matter to monomers or oligomers for deployment as petrochemical feedstock.^{5,6} In this regard, recovery of a valuable polymeric product as a specialty chemical through direct polymer-to-polymer transformation remains an underexplored route of PVC upcycling. If successful, such transformations could

potentially be assimilated as a prewash or means of synthesizing suitable compatibilizers for mechanical recycling of mixed plastic waste containing PVC. Further, the principles behind this chemistry could be employed for the synthesis of new vinyl polymers exhibiting unique thermal and mechanical properties.

PVC chemical modification commonly involves dehydrochlorination to yield polyenes followed by functionalization, typically at temperatures exceeding 200 °C.^{5,6} Rare examples of mild chemical treatments include hydrodechlorination and substitution. For example, Cotman, Starnes, Millán and others reductively dechlorinated PVC using main group element hydrides at mild temperatures to yield polyethylene-like polymers.^{8–13} Direct substitution of PVC has also been achieved using Friedel–Crafts alkylation chemistry. This transformation has been used to graft allylic and aromatic groups onto PVC using Lewis acid catalysts.^{14–18} However, attempts to fully substitute the chlorine in PVC have suffered from side reactions such as dehydrochlorination, cross-linking and intramolecular cyclization.^{18–23}

Difficulties in PVC modification stem from limited C(sp³)–Cl bond activation pathways, especially for unactivated secondary alkyl chlorides.^{24–26} In light of this challenge, Ozerov and co-workers have reported groundbreaking studies in the late 2000's that identified organosilylium cations as highly efficient hydrodehalogenating reagents for molecular alkyl halides,^{27–32} bolstered by the high bond dissociation energy of the silicon–halide bond and the hydride affinity of the generated carbocation.³³ In these examples, silylium cations were generated *in situ* in the presence of stoichiometric amounts of organosilane reductants which regenerate the active catalyst upon substrate reduction. Inspired by these studies, we envisaged a tandem hydrodechlorination/Friedel–Crafts alkylation catalytic system consisting of silylium cations, aromatic solvents, and organosilanes that could allow PVC upcycling to poly(ethylene-co-styrene) derivatives (1). Such copolymers have received widespread attention by virtue of their applications as proton exchange membranes, polyolefin/

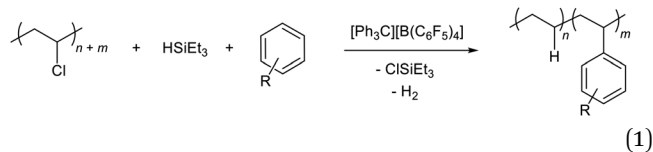
^aDepartment of Chemistry, University of Southern California, Los Angeles, California 90089, USA

^bWrigley Institute for Environmental Studies, University of Southern California, Los Angeles, California 90089, USA. E-mail: fieser@usc.edu

† Electronic supplementary information (ESI) available: Synthesis, ATR-IR, NMR, GPC, DSC data. See DOI: <https://doi.org/10.1039/d2ta08142c>

Communication

polystyrene compatibilizers and elastomeric modifiers.^{34–44} Herein, we demonstrate that such divergent catalysis is viable and facile under mild conditions, with complete conversion of PVC. We also illustrate how the synthetic methods described could be exploited to access polymers that may otherwise be challenging to prepare *via* traditional copolymerization routes.



Results and discussion

Triphenylmethylm tetrakis(pentafluorophenyl)borate (trityl borate) $[\text{Ph}_3\text{C}][\text{B}(\text{C}_6\text{F}_5)_4]$ was chosen as a commercially available pre-catalyst to generate silylium cations *in situ*. Trityl cations paired with weakly coordinating anions are commonly used to abstract hydrides from organosilanes to generate highly reactive silylium ions.^{45–49} Reaction of PVC with 1 equiv. of Et_3SiH in the presence of 0.25 mol% $[\text{Ph}_3\text{C}][\text{B}(\text{C}_6\text{F}_5)_4]$ at 110 °C for 1 h in benzene results in 77% dechlorination of PVC to yield poly(vinyl chloride-*co*-ethylene-*co*-styrene) with a 23, 61, and 16 mol% content of the respective monomer unit (Fig. S15 and S16†). Heating the reaction mixture for 2 h only led to an 83% dechlorination (Fig. S17 and S18†). Increasing the catalyst loading to 0.5 mol%, on the other hand, resulted in complete dechlorination within 1 h at 110 °C to yield poly(ethylene-*co*-styrene) (ES) in 91% isolated yield and a 20 mol% styrene content (according to ^1H NMR spectroscopy) (Fig. S1†). Notably, no dehydrochlorination side reactions are observed in this reaction. The $^{13}\text{C}\{^1\text{H}\}$ NMR spectrum of the copolymer revealed a broad set of methylene and methine resonances that are in close agreement with those reported for ES copolymers prepared *via* copolymerization of ethylene and styrene (Fig. S2†).^{50–53} For example, $S_{\delta\delta}$ and $T_{\beta\delta}$ resonances at 29.7 and 43.3 ppm are diagnostic of EEE and SSE triads, whereas $S_{\alpha\delta}$ resonances between 36–38 ppm are attributable to ES hetero-sequences (Fig. S2†). We note the ^{13}C NMR signal broadening may have been amplified by branching and structural defects in the starting PVC.^{54–57} For comparison, branched ES copolymers prepared by oligomerization followed by copolymerization, and hydrogenated styrene/butadiene copolymers have yielded similarly ill-defined ^{13}C NMR signals.^{58,59}

The ATR-IR spectrum of the ES copolymer is displayed in Fig. 1, along with those of polyethylene (PE) pellets and polystyrene (PS) recorded independently. As the IR spectra stack shows, ES is clearly composed of ethylene and styrene sequences. In particular, a prominent aromatic ring bending mode at 699 cm^{-1} and a polymethylene CH_2 rocking vibration at 747 cm^{-1} are signatures of said sequence.^{60,61} Further, this spectrum was devoid of intramolecular cyclization side

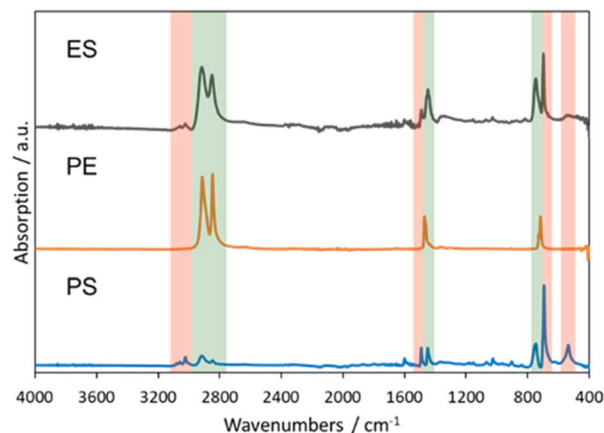


Fig. 1 Stack of ATR-IR spectra for poly(ethylene-*co*-styrene) (ES), polyethylene (PE) and polystyrene (PS). Green shading corresponds to ethylene vibrations and pink shading corresponds to styrene vibrations.

products reported in prior PVC Friedel–Crafts alkylation attempts.^{18,22,23} Elemental analysis revealed carbon and hydrogen weight percentages that were in reasonable agreement with the formulation obtained from ^1H NMR spectroscopy (Table 1). Complete removal of chlorine was also supported by energy-dispersive X-ray spectroscopy (EDX) (Fig. S35†). Differential scanning calorimetry (DSC) revealed ES was amorphous with a single glass transition temperature (T_g) at 88 °C, suggestive of a homogenous styrene distribution (Fig. 2). This value is relatively higher than those reported for amorphous ES prepared by ethylene/styrene copolymerization with similar styrene content, which typically don't exceed 50 °C.^{50,62–66} Additionally, thermogravimetric analysis revealed a $T_{d5\%}$ at 406 °C (Fig. S20†), which lies in between that of PE (461 °C) and PS (393 °C) (Fig. S25 and S26,† respectively). Finally, in agreement with the DSC data, high temperature gel permeation chromatography (GPC) revealed a monomodal molecular weight distribution and preservation of the dispersity of the starting PVC (1.76) (Table 1, Fig. S40†). On the other hand, the degree of polymerization was notably reduced, signifying chain scission events.

The observed reaction outcome is reflective of divergent silylium catalysis of tandem PVC hydrodechlorination and Friedel–Crafts alkylation. The proposed catalytic cycle for this process is shown in Scheme 1. As previously demonstrated by Ozerov and co-workers for small molecules,²⁸ *in situ* generated silylium cations dechlorinate PVC to generate carbenium ions that abstract a hydride from stoichiometric silane to regenerate the active silylium catalyst. In the presence of aromatic solvents, a standard Friedel–Crafts alkylation can occur, wherein the organosilane acts as the base that restores aromaticity, liberating H_2 and regenerating the silylium catalyst. Precedence for such basicity of silanes in this context has also been demonstrated for molecular alkyl halides by Ozerov and co-workers.^{28,29}

To expand the scope of accessible vinyl aromatic copolymer structures, PVC was subjected to 1 equiv. of Et_3SiH in toluene, as well as *o*-, *m*-, and *p*-xylene at 110 °C in the presence of

Table 1 Characterization data for poly(ethylene-co-styrene) derivatives^a

Solvent	Aryl ^d mol%	Wt% C ^e	Wt% H ^e	T _g ^f , T _{d5%} ^g (°C)	M _n ^h (kDa), Đ ^h
Benzene ^b	20	87.40 (88.79)	9.94, (11.21)	88, 406	2.9, 1.80
Benzene ^{b,c}	17	84.76 (84.92)	9.50 (10.93)	51, —	—, —
Toluene	23	87.56 (88.87)	9.92 (11.13)	77, 395	2.6, 1.83
<i>o</i> -Xylene	24	87.05 (88.78)	10.11 (11.22)	80, 389	2.1, 1.44
<i>m</i> -Xylene	24	87.45 (88.75)	10.26 (11.25)	82, 384	2.3, 1.45
<i>p</i> -Xylene	20	86.86 (88.45)	10.40 (11.55)	83, 392	2.6, 1.70

^a PVC : Et₃SiH : solvent was 1 : 1.1 : 11 at 0.25 mol% loading of [Ph₃C][B(C₆F₅)₄]. Reactions were run for 5 min at 110 °C. ^b 0.5 mol% loading and 1 h reaction time were used. ^c Commercial PVC toys were used as substrate. ^d Determined by ¹H NMR spectroscopy. ^e Determined by elemental analysis. Values in parenthesis calculated from ¹H NMR spectroscopy data. ^f Determined by DSC. ^g Determined by TGA. ^h Determined by GPC using a RI detector calibrated with polystyrene standards.

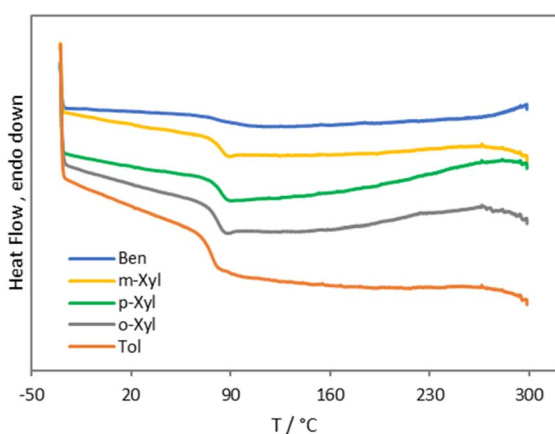
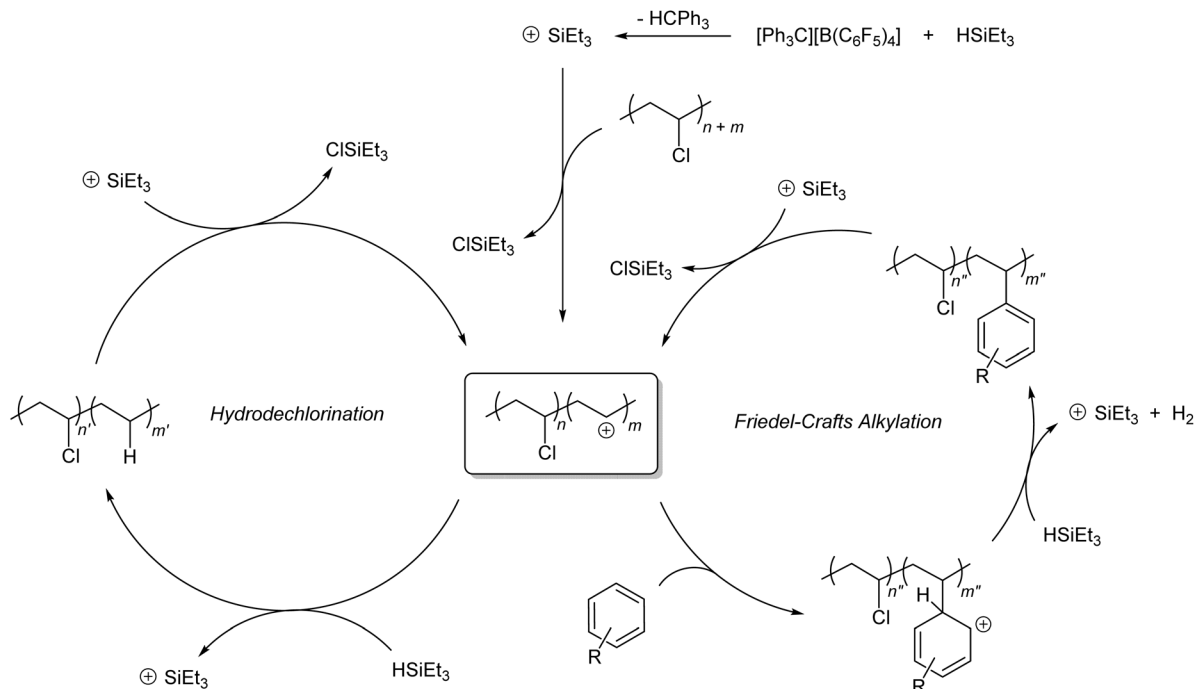


Fig. 2 Stack of DSC curves for poly(ethylene-co-styrene) derivatives.

0.25 mol% trityl borate. Surprisingly, ¹H NMR spectroscopy revealed full dechlorination can be achieved within 5 min in all cases (Fig. S3, S5, S7, and S9†), affording the desired alkyl substituted ES derivatives with turnover frequencies exceeding 4800 h⁻¹. The aryl content in the isolated copolymers was similar to that in ES (20–24 mol%) (Table 1), while isolated yields ranged from 41 to 72%. ATR-IR spectroscopy supported the incorporation of the aromatic solvents into the polymer backbone along with the hydrodechlorination of PVC (Fig. S27–S30†). In particular, aromatic out-of-plane CH bending vibrations were evident in the 700–900 cm⁻¹ region, as were PE CH₂ bending and CH stretching modes at 1400–1500 and 2800–3000 cm⁻¹.⁶⁷ Thermal analysis confirmed all ES derivatives were amorphous with T_g and T_{d5%} values lower than those of ES (77–83 °C and 384–395 °C, respectively) (Fig. 2 and S21–S24†), which may be a probable consequence of alkyl substitution, whereas elemental analysis and EDX data were consistent with the



Scheme 1 Catalytic cycle for tandem hydrodechlorination/Friedel–Crafts alkylation of PVC.

formulations obtained from ^1H NMR spectroscopy data (Table 1, Fig. S36–S39†). In addition, GPC analysis revealed uniform molecular weight distributions and dispersity values similar to that of the starting PVC, but degrees of polymerization that were much lower, which may be due to carbocation rearrangement side reactions (Table 1, Fig. S41–S44†). Finally, $^{13}\text{C}\{^1\text{H}\}$ NMR spectroscopy revealed multiple methyl and *ipso* aryl carbon resonances (Fig. S4, S6, S8, and S10†), suggestive of different sites of nucleophilic attack on the aromatic solvent during Friedel–Crafts alkylation.⁶³ This result may be a consequence of the poor directing ability of the methyl substituents. Efforts to prepare well-defined ES derivatives using aromatic substrates with strongly donating substituents are currently under way.

To test the applicability of the tandem catalytic system on commercial PVC items, multi-colored flexible PVC toys were subjected to Et_3SiH in benzene for 1 h at 110 °C and a 7.5 wt% catalyst loading (Fig. S11†). Gratifyingly, the ATR-IR spectrum of the isolated product was essentially identical to that of ES (Fig. S31†). ^1H NMR spectroscopy confirmed minimal chlorine content (5 mol% vinyl chloride) and formation of ethylene and styrene sequences (78 and 17 mol%, respectively) (Fig. S11†), while DSC analysis found a single T_g of 51 °C (Fig. S19†). The $^{13}\text{C}\{^1\text{H}\}$ NMR spectrum of the product was also similar to that of ES (Fig. S12†). Further, elemental analysis data agreed well with the composition calculated from ^1H NMR spectroscopy, suggesting efficient removal of dyes and plasticizers by our workup procedures (Table 1). Finally, to test the stability of the catalyst system to standard atmospheric conditions, benchtop reactions were performed using triethylsilane, benzene and PVC all stored outside the glovebox. Surprisingly, these reactions resulted in a 98% conversion of PVC to ES within 1 h at 0.5 mol% catalyst loading (Fig. S13 and S14†). These results demonstrate the remarkable robustness of the catalytic system and boost confidence in commercial viability of PVC upcycling to ES derivatives.

Conclusions

Herein, we report the first example of tandem hydrodechlorination/Friedel–Crafts alkylation of poly(vinyl chloride) to form valuable vinyl aromatic copolymers. A 20–24% incorporation of arene substituents onto the polymer backbone is realized within minutes at very low catalyst loadings, promising progress towards development of new PVC upcycling methods. The stability of the catalyst to commercial plastic additives and bench reaction conditions further buttresses this premise.

Author contributions

M. K. A. conceptualized the idea, conducted all the experiments, and wrote the paper. M. E. F. supervised the project and helped write the paper.

Conflicts of interest

There are no conflicts to declare.

Acknowledgements

Funding for this research was provided by the Wrigley Institute for Environmental Studies through a Faculty Innovator Award, USC Women in Science and Engineering start-up funds, and the National Science Foundation (CHE-2203756). This research made use of the Helios G4 PFIB UXe instrument at the Core Center of Excellence in Nano Imaging at the University of Southern California. We are grateful to Dr Amir Avishai for assistance with energy-dispersive X-ray spectroscopy measurements. We also thank Alex Palakian, a Wrigley Institute Environmental Communications intern, for help with the TOC graphic.

Notes and references

- 1 A. J. Martín, C. Mondelli, S. D. Jaydev and J. Pérez-Ramírez, *Chem*, 2021, 7, 1487–1533.
- 2 M. Sadat-Shojai and G.-R. Bakhshandeh, *Polym. Degrad. Stab.*, 2011, 96, 404–415.
- 3 W. F. Carroll, *J. Vinyl Addit. Technol.*, 1994, 16, 169–176.
- 4 W. Kaminsky and J.-S. Kim, *J. Anal. Appl. Pyrolysis*, 1999, 51, 127–134.
- 5 E. M. Zakharyan, N. N. Petrukhina and A. L. Maksimov, *Russ. J. Appl. Chem.*, 2020, 93, 1271–1313.
- 6 E. M. Zakharyan, N. N. Petrukhina, E. G. Dzhabarov and A. L. Maksimov, *Russ. J. Appl. Chem.*, 2020, 93, 1445–1490.
- 7 M. A. Keane, *J. Chem. Technol. Biotechnol.*, 2007, 82, 787–795.
- 8 J. M. Contreras, G. Martínez and J. Millán, *Polymer*, 2001, 42, 09867–09876.
- 9 D. Braun, W. Mao, B. Böhringer and R. W. Garbella, *Angew. Makromol. Chem.*, 1986, 141, 113–129.
- 10 T. Hjertberg and A. Wendel, *Polymer*, 1982, 23, 1641–1645.
- 11 J. D. Cotman, *J. Am. Chem. Soc.*, 1955, 77, 2790–2793.
- 12 V. D. Braun and W. Schurek, *Angew. Makromol. Chem.*, 1969, 7, 121–133.
- 13 W. H. Starnes, F. C. Schilling, K. B. Abbàs, I. M. Plitz, R. L. Hartless and F. A. Bovey, *Macromolecules*, 1979, 12, 13–19.
- 14 Z. Pi and J. P. Kennedy, *J. Polym. Sci., Part A: Polym. Chem.*, 2001, 39, 307–312.
- 15 D. Hace and V. Vurdelja, *J. Polym. Sci., Polym. Symp.*, 1974, 47, 225–240.
- 16 E. Ikada, *J. Photopolym. Sci. Technol.*, 1996, 9, 95–103.
- 17 A. Gal, M. Cais and D. H. Kohn, *J. Polym. Sci., Polym. Chem. Ed.*, 1978, 16, 71–76.
- 18 C. N. Cascaval, I. A. Schneider and I. C. Poinescu, *J. Polym. Sci., Polym. Chem. Ed.*, 1975, 13, 2259–2268.
- 19 J. C. Bevington and R. G. W. Norrish, *J. Chem. Soc.*, 1949, 482–485.
- 20 J. C. Bevington and R. G. W. Norrish, *J. Chem. Soc.*, 1948, 771–774.
- 21 J. F. Rabek, J. Lucki, H. Kereszti, T. Hjertberg and Q. B. Jun, *J. Appl. Polym. Sci.*, 1990, 39, 1569–1586.
- 22 D. Hace and V. Vurdelja, *J. Polym. Sci., Polym. Symp.*, 1974, 47, 225–240.
- 23 Ph. Teyssie and G. Smets, *J. Polym. Sci.*, 1956, 20, 351–369.

- 24 A. C. Frisch and M. Beller, *Angew. Chem., Int. Ed.*, 2005, **44**, 674–688.
- 25 F. Alonso, I. P. Beletskaya and M. Yus, *Chem. Rev.*, 2002, **102**, 4009–4092.
- 26 R. Kranthikumar, *Organometallics*, 2022, **41**, 667–679.
- 27 W. Gu and O. V. Ozerov, *Inorg. Chem.*, 2011, **50**, 2726–2728.
- 28 C. Douvris, C. M. Nagaraja, C.-H. Chen, B. M. Foxman and O. V. Ozerov, *J. Am. Chem. Soc.*, 2010, **132**, 4946–4953.
- 29 C. Douvris and O. V. Ozerov, *Science*, 2008, **321**, 1188–1190.
- 30 S. O. Gunther, C.-I. Lee, E. Song, N. Bhuvanesh and O. V. Ozerov, *Chem. Sci.*, 2022, **13**, 4972–4976.
- 31 V. J. Scott, R. Çelenligil-Çetin and O. V. Ozerov, *J. Am. Chem. Soc.*, 2005, **127**, 2852–2853.
- 32 L. P. Press, B. J. McCulloch, W. Gu, C.-H. Chen, B. M. Foxman and O. V. Ozerov, *Chem. Commun.*, 2015, **51**, 14034–14037.
- 33 D. G. Gusev and O. V. Ozerov, *Chem.–Eur. J.*, 2011, **17**, 634–640.
- 34 H. Inoya, Y. Wei Leong, W. Klinklai, Y. Takai and H. Hamada, *J. Appl. Polym. Sci.*, 2012, **124**, 5260–5269.
- 35 H. F. Guo, S. Packirisamy, R. S. Mani, C. L. Aronson, N. V. Gvozdic and D. J. Meier, *Polymer*, 1998, **39**, 2495–2505.
- 36 C. P. Park and G. P. Clingerman, *Plast. Eng.*, 031997, **53**, 97–99.
- 37 X.-L. Wang, I.-K. Oh and L. Xu, *Sens. Actuators, B*, 2010, **145**, 635–642.
- 38 X.-L. Wang, I.-K. Oh and T.-H. Cheng, *Polym. Int.*, 2010, **59**, 305–312.
- 39 X. Wang, T.-H. Cheng, L. Xu and I.-K. Oh, *Ionic polymer metal composite actuators employing irradiation-crosslinked sulfonated poly(styrene-ran-ethylene) as ion-exchange membranes*, ed. J. Leng, A. K. Asundi and W. Ecke, Weihai, China, 2009, p. 74933N.
- 40 T. H. Nguyen, C. Wang and X. Wang, *J. Membr. Sci.*, 2009, **342**, 208–214.
- 41 M. Annala, S. Lipponen, T. Kallio and J. Seppälä, *J. Appl. Polym. Sci.*, 2012, **124**, 1511–1519.
- 42 M. A. Elseifi, G. W. Flintsch and I. L. Al-Qadi, *J. Mater. Civ. Eng.*, 2003, **15**, 32–40.
- 43 S.-Y. Shim and R. Weiss, *Polym. Int.*, 2005, **54**, 1220–1223.
- 44 J. M. Serpico, S. G. Ehrenberg, J. J. Fontanella, X. Jiao, D. Perahia, K. A. McGrady, E. H. Sanders, G. E. Kellogg and G. E. Wnek, *Macromolecules*, 2002, **35**, 5916–5921.
- 45 C. A. Reed, Z. Xie, R. Bau and A. Benesi, *Science*, 1993, **262**, 402–404.
- 46 K.-C. Kim, C. A. Reed, D. W. Elliott, L. I. Mueller, F. Tham, L. Lin and J. B. Lambert, *Science*, 2002, **297**, 825–827.
- 47 J. B. Lambert, L. Kania and S. Zhang, *Chem. Rev.*, 1995, **95**, 1191–1201.
- 48 J. B. Lambert, S. Zhang and S. M. Ciro, *Organometallics*, 1994, **13**, 2430–2443.
- 49 C. A. Reed, *Acc. Chem. Res.*, 1998, **31**, 325–332.
- 50 G. Xu and S. Lin, *Macromolecules*, 1997, **30**, 685–693.
- 51 K.-S. Son and R. M. Waymouth, *J. Polym. Sci., Part A: Polym. Chem.*, 2010, **48**, 1579–1585.
- 52 D. J. Arriola, M. Bokota, R. E. Campbell, J. Klosin, R. E. LaPointe, O. D. Redwine, R. B. Shankar, F. J. Timmers and K. A. Abboud, *J. Am. Chem. Soc.*, 2007, **129**, 7065–7076.
- 53 H. Zhang and K. Nomura, *Macromolecules*, 2006, **39**, 5266–5274.
- 54 W. H. Starnes, *Procedia Chem.*, 2012, **4**, 1–10.
- 55 F. A. Bovey, K. B. Abbäs, F. C. Schilling and W. H. Starnes, *Macromolecules*, 1975, **8**, 437–439.
- 56 S. Mao, H. Ohtani, S. Tsuge, H. Niwa and M. Nagata, *Polym. J.*, 1999, **31**, 79–83.
- 57 K. B. Abbäs, *J. Macromol. Sci., Part B: Phys.*, 1977, **14**, 159–166.
- 58 P. Longo, M. Napoli and R. Ricciardi, *Macromol. Chem. Phys.*, 2008, **209**, 1050–1055.
- 59 A. Du Toit, D. De Wet-Roos, D. J. Joubert and A. J. Van Reenen, *J. Polym. Sci., Part A: Polym. Chem.*, 2008, **46**, 1488–1501.
- 60 Z. Lu, K. Liao and S. Lin, *J. Appl. Polym. Sci.*, 1994, **53**, 1453–1460.
- 61 B. C. Smith, *Spectroscopy*, 112021, **36**, 22–25.
- 62 N. Guo, L. Li and T. J. Marks, *J. Am. Chem. Soc.*, 2004, **126**, 6542–6543.
- 63 N. Guo, C. L. Stern and T. J. Marks, *J. Am. Chem. Soc.*, 2008, **130**, 2246–2261.
- 64 H. Chen, M. J. Guest, S. Chum, A. Hiltner and E. Baer, *J. Appl. Polym. Sci.*, 1998, **70**, 109–119.
- 65 F. G. Sernetz, R. Mülhaupt and R. M. Waymouth, *Macromol. Chem. Phys.*, 1996, **197**, 1071–1083.
- 66 S. K. Noh, M. Lee, D. H. Kum, K. Kim, W. S. Lyoo and D.-H. Lee, *J. Polym. Sci., Part A: Polym. Chem.*, 2004, **42**, 1712–1723.
- 67 R. S. Stein and G. B. B. M. Sutherland, *J. Chem. Phys.*, 1954, **22**, 1993–1999.