


 Cite this: *RSC Adv.*, 2022, 12, 33567

# Ammonia from dinitrogen at ambient conditions by organometallic catalysts†

 Debashree Bora,<sup>ab</sup> Firdaus Rahaman Gayen<sup>ab</sup> and Biswajit Saha <sup>\*ab</sup>

Fixation of atmospheric dinitrogen in plants by [Mo–Fe] cofactor of nitrogenase enzyme takes place efficiently under atmospheric pressure and normal temperature. In search for an alternative methodology for the highly energy intensive Haber–Bosch process, design and synthesis of highly efficient inorganic and organometallic complexes by mimicking the structure and function of [Mo–Fe] cofactor system is highly desirable for ammonia synthesis from dinitrogen. An ideal catalyst for ammonia synthesis should effectively catalyse the reduction of dinitrogen in the presence of a proton source under mild to moderate conditions, and thereby, significantly reducing the cost of ammonia production and increasing the energy efficacy of the process. In the light of current research, it is evident that there is a plenty of scope for the development and enhanced performance of the inorganic and organometallic catalysts for ammonia synthesis under ambient temperature and pressure. The review furnishes a comprehensive outlook of numerous organometallic catalysts used in the synthesis of ammonia from dinitrogen in the past few decades.

Received 30th September 2022

Accepted 15th November 2022

DOI: 10.1039/d2ra06156b

[rsc.li/rsc-advances](https://rsc.li/rsc-advances)

<sup>a</sup>Advanced Materials Group, Materials Sciences and Technology Division, CSIR-North East Institute of Science and Technology, Jorhat, Assam-785006, India. E-mail: [bsaha@neist.res.in](mailto:bsaha@neist.res.in); [bischem@gmail.com](mailto:bischem@gmail.com)

<sup>b</sup>Academy of Scientific and Innovative Research (AcSIR), Ghaziabad-201002, India

† Dedicated to Dr Rajib Lochan Goswamee on the occasion of his 60th birthday.



*Debashree Bora, research scholar of Material Sciences and Technology Division (MSTD), CSIR-North East Institute of Science and Technology (CSIR-NEIST), pursued her B.Sc. from Debraj Roy College, Golaghat, Assam, in 2012–2015. She has completed her Masters in Applied Chemistry from National Institute of Technology (NIT), Silchar. She worked as a JRF-P (Project No: GPP-0333)*

*at MSTD, CSIR-NEIST, Jorhat, India from 2018 to 2021 on a project entitled “Redox active ferrocene functionalized N-heterocyclic carbene molybdenum complex for catalytic nitrogen triple bond reduction”. Presently she is pursuing PhD in Chemical Science with Dr Biswajit Saha at MSTD, CSIR-NEIST, Jorhat, under Academy of Scientific and Innovative Research (AcSIR), Ghaziabad–201002, India. Her research topic is the synthesis of ferrocene functionalized N-heterocyclic carbene (NHC) ligands and their metal complexes for catalytic organic transformation.*



*Firdaus Rahaman Gayen is presently pursuing PhD in Chemical Science with Dr Biswajit Saha at MSTD, CSIR-North East Institute of Science and Technology (CSIR-NEIST), Jorhat, under Academy of Scientific and Innovative Research (AcSIR), Ghaziabad, India. He pursued his BSc and M.Sc. in Chemistry from Narendrapur Ramakrishna Mission Residential College,*

*affiliated to University of Calcutta, Kolkata. He got Indian Chemical Society Award of Excellence for poster presentation in the Celebration of the 99<sup>th</sup> Foundation Day Celebration of the Indian Chemical Society & International Research Scholars’ Meet, 2022 at University of Calcutta. He achieved Springer Best Paper Award at North-East Research Conclave (NERC) 2022, IIT Guwahati. His research interest is on design and synthesis of redox active metal complexes for catalytic small molecule activation.*



# 1. Introduction

The transformation of dinitrogen into simple nitrogenous compounds like ammonia is one of the most important processes of chemical and fertilizer industries. Ammonia solutions can directly be used as a fertilizer or can be converted to fertilizers of different chemical composition such as urea and diammonium phosphates. Ammonia is also used as building block for the synthesis of many important pharmaceutical and cleansing products and hence, ammonia production is very much essential for enduring sustainable human life on earth.<sup>1</sup> Nitrogen fixation (NF) is a highly energy-demanding chemical reaction ( $\Delta H = -92.28 \text{ kJ mol}^{-1}$ ) due to the shorter bond length and high bond strength associated with the nitrogen–nitrogen triple bond. The inertness of molecular nitrogen can also be justified based on the stable molecular orbital electronic configuration. Fritz Haber and Carl Bosch introduced a nitrogen fixation process in 1913 that benefitted the World's growing population by providing the main industrial route to ammonia synthesis. Haber was awarded the Nobel Prize in Chemistry for ammonia synthesis in 1918. Earlier to the development of the Haber–Bosch (H–B) process, ammonia synthesis by Birkeland–Eyde and the Frank–Caro processes were proved to be highly inefficient and ammonia production was merely impossible on an industrial scale. It was through the invention of Haber and Bosch, that the ammonia production was made possible on an industrial scale which ultimately benefitted the World's growing population with artificial fertilizers ensuing adequate food production and supply. This is a fundamental redox chemical process where high pressure (200–400 atm.) and elevated temperature (400–650 °C) was used to convert dinitrogen into ammonia in the presence of hydrogen using a metal catalyst (iron/iron oxide) and a catalyst promoter (aluminium/magnesium/calcium oxides). Although, this process is the most important process to date for nitrogen

fixation, it is allied with much environmental concern as it is a highly energy-intensive process and require non-renewable source like natural gas to generate hydrogen.<sup>2</sup> H–B process expends more than 6% of the total energy produced in the world, and emits an enormous amount of carbon dioxide. Also, it consumes about 2% of the World's non-renewable feedstock, such as natural gas output as a hydrogen source, which can be achieved by the steam reforming process.<sup>3–5</sup> Moreover, the harsh reaction condition used in this process is also not environmentally benign. From then on, with the increasing human population, nitrogen fixation has evolved in such a manner that nowadays, about 40% of the world's total population depends on H–B process for ammonia production.<sup>6,7</sup> Hence, active research has been carried out to minimize the high energy consumed and also to improve the reaction conditions employed in this process. Therefore, there is a scope for optimizing the efficiency of the process by considering even moderate reduction in terms of operating temperature and pressure which will result in significant economic gain for the industrial sector.

Considering the environmental concerns related to the H–B process, intensive research has been carried out in the following fields: to improve the catalyst used to significantly lower the operating temperature and pressure, exploring the mechanism of biological nitrogen fixation system which will benefit in designing effective catalysts for ammonia synthesis under ambient conditions and, development of organometallic catalysts to explore the various methods of nitrogen fixation at ambient reaction conditions. This review evaluates the various methods of nitrogen fixation and compares their efficiency in terms of energy, environmental impacts and sustainability with the current research on this topic till date.

In order to develop an effective catalyst which could perform the energy intensive reaction at lower temperature and pressure as compared to H–B process, researchers are constantly evaluating the performance of new catalysts for ammonia synthesis. Iron catalysts in the H–B process require high temperatures of about 650–750 K and elevated pressure of 100 bars to recompense for the shift in equilibrium concentration of ammonia. As a result, very high energy is consumed in the process, along with the requirement of high equipment and gas compression costs.<sup>3</sup> Ruthenium nanoparticle (Ru-NP) based catalysts were used and applied industrially instead of iron catalysts to produce ammonia in the presence of caesium (Cs), barium (Ba) and potassium (K) which acts as catalyst promoter.<sup>8,9</sup> Ru-based catalysts can considerably lower the reaction temperature and pressure to 400 °C and 4–63 bar, respectively. Caesium and barium as catalyst promoters can cause substantial increase in the electron density of Ru-NPs and thus, the reaction can be carried out under less severe conditions. The promoting action of basic supports or promoters on the activity of ruthenium catalysts generally deals with the electron donating ability to the Ru-NP surfaces. When adsorption of dinitrogen occurs on the Ru crystallites, the extra electron density present in the d-orbitals of Ru atoms is donated to the antibonding orbitals of molecular nitrogen. As a result, the N–N triple bond get weakened and dissociation of dinitrogen occurs, which is considered



*Biswajit Saha is presently Senior Scientist at Materials Sciences and Technology Division, CSIR-NEIST, Jorhat. He has joined the institute as Scientist in 2016. He has done his MSc from IIT Kanpur and subsequently finished PhD with Prof Jitendra K. Bera at the same institute, IIT Kanpur. Then he was Erasmus Post Doctoral Fellow (EMINTE) at University of Amsterdam, The Netherlands with Prof Van der*

*Vlugt. Before joining NEIST, he was PBC fellow at Hebrew University, Israel with Prof. D. Gelman. He has completed two DST-SERB, New Delhi (ECRA and EEQ) funded projects and one FBR, CSIR sponsored project till date. His research interest is on design of new catalysts for small molecule activation for solving energy crisis problems.*



## Review

as the rate determining step in ammonia synthesis.<sup>10,11</sup> Barium (Ba) was observed to be the most active promoter although used in a smaller amount. The catalytic activity of Ru-NP catalyst can be further increased by adding a mixture of barium (Ba), caesium (Cs), and potassium (K) as promoters. The triply promoted catalyst resists methanation to a great extent and showed highest catalytic activity towards ammonia synthesis. Further studies have revealed the electronic nature of the alkali and alkaline earth metal promoters.

The efficacy of metal catalysed ammonia production can largely be increased by combining Ru with Fe catalyst, demonstrated in a small-scale reaction volume. However, Ru catalysts are susceptible to deactivation in the presence of sulphur or chlorine,<sup>12–16</sup> and are also very expensive, which has restricted their use in the H–B process industrially. A pioneering work on ternary metal nitride catalyst  $\text{Co}_3\text{Mo}_3\text{N}^{18}$  (and control catalyst  $\text{Fe}_3\text{Mo}_3\text{N}^{17}$ ) for nitrogen fixation showed that the catalyst is two times more active (Cs used as a promoter) than the commercial iron catalyst under industrial H–B reaction conditions and sturdy enough to resist deactivation for a long period of time.<sup>16,19–22</sup>

Another important aspect is to understand the mechanism of naturally occurring nitrogen fixation in plants. A wide variety of bacteria, such as blue-green algae, can fix nitrogen *in vivo* (natural life process) at ambient temperature and pressure. These bacteria are free living or form symbiotic associations with plants or other organisms. *Rhizobium*, *Azotobacter vinelandii*, and *Clostridium pasteurianum* are some of the important classes of bacteria which fixes nitrogen, of which rhizobium is the best known and is found in the root nodules of leguminous plants such as clover, beans, peas, *etc.* Microorganisms like bacteria fix nitrogen with the help of the nitrogenase enzyme, which functions like a catalyst during the reduction of dinitrogen to ammonia. Three types of nitrogenases are known such as, molybdenum (Mo), iron (Fe) and vanadium (V) nitrogenases. Nitrogenases are composed of two metalloproteins: an iron protein and MFe (M = Mo, V, and Fe) protein as a cofactor. The most commonly known and best learned is the molybdenum nitrogenase, where the Mo centre of the cofactor serves as the  $\text{N}_2$  binding site and carries out the reduction of  $\text{N}_2$ .<sup>23</sup> The enzyme nitrogenases in various bacteria catalyses the activation of dinitrogen for the formation of ammonia according to the equation (Fig. 1).

The electrons necessary for nitrogen reduction are transferred to nitrogen by the reduced form of ferredoxins and flavodoxins. The source of these electrons is the oxidation of pyruvate. The electrons are first transferred to a smaller protein (Fe protein or P-cluster). The reduced Fe protein transfers its reducing electron to the Mo–Fe protein and then to the nitrogen attached to the Mo atom. A series of such electron transfer steps are (Fig. 2):



Fig. 1 Dinitrogen reduction into ammonia by enzyme nitrogenases present in various bacteria, where  $\text{P}_i$  is inorganic phosphorous.



Fig. 2 Electron transfer in Mo–Fe protein.



Fig. 3 Group 6 (M = Mo, W) dinitrogen complexes towards ammonia synthesis.

The energy for this electron transfer process is provided by the hydrolysis of ATP (adenosine triphosphate) to ADP (adenosine diphosphate) and inorganic phosphorous ( $\text{P}_i$ ). While investigating the mechanism of the biological nitrogen fixation system, researchers were interested in marking it as a paradigm for a method that can substitute the H–B process at room temperature.

Various catalytic systems were designed to mimic the biological fixation of molecular nitrogen. Different transition metals were employed, and their dinitrogen complexes were designed and synthesized to achieve a stoichiometric amount of ammonia under mild reaction conditions. But there are only a few examples for catalytic conversion of a molecular  $\text{N}_2$  using these transition metal catalysts to produce ammonia under atmospheric pressure and room temperature. Shrock and co-workers in 2003 reported a molybdenum– $\text{N}_2$  complex bearing a tetradentate ligand named triamidomonoamine that catalyzed the reduction of dinitrogen into ammonia. Less than 8 equiv. of  $\text{NH}_3$  was obtained as per the catalyst.<sup>24</sup> Another successful example to catalytically convert dinitrogen was reported by Nishibayashi and co-workers, where an  $\text{N}_2$ -bridged complex bearing two molybdenum atoms with tridentate PNP-based pincer ligands was used as a catalyst. They could successfully achieve ammonia up to 23 equiv. based on their catalyst (12 equiv. ammonia per molybdenum atom) at ambient conditions.<sup>25</sup> More recently, Peters and co-workers described a tris(phosphine)borane-supported iron complex that catalyses the direct transformation of  $\text{N}_2$  into  $\text{NH}_3$  at a temperature of  $-78\text{ }^\circ\text{C}$ .<sup>26</sup> More than 40% of protons, as well as reducing equivalents, were supplied to  $\text{N}_2$  in their case, and 7 equiv. of ammonia could be obtained by the anionic Fe– $\text{N}_2$  complex consisting of tris(phosphine)borane. This review covers almost all aspects of Schrock, Nishibayashi, Peters, and Chirik type catalysts for  $\text{N}_2$  fixation under mild conditions.

## 2. Early work

### 2.1. Chatt's work

Homogeneous ammonia production was explored by Chatt and Hidayi in the 1960s, where they synthesized group 6 metal





complexes with bidentate phosphine ligands like dppe (bis(diphenylphosphino)ethane) and depe (bis(diethylphosphino)ethane) (Fig. 3).<sup>27</sup> The reaction of the *cis*-[M(N<sub>2</sub>)<sub>2</sub>(PMe<sub>2</sub>Ph)<sub>4</sub>] complex and *trans*-[M(N<sub>2</sub>)<sub>2</sub>(PMePh<sub>2</sub>)<sub>4</sub>] complex (where M = Mo, W) with sulphuric acid in methanol as solvent at 20 °C gives 1.9 and 0.7 NH<sub>3</sub> per W atom and Mo atom respectively, along with a minimal amount of hydrazine for (M = W). The mechanism involved in these reactions is relevant to the action of nitrogenase, *i.e.*, biological nitrogen fixation. From there two points can be considered – (1) in the presence of monotertiary phosphines, dinitrogen reduction to ammonia can be achieved at room temperature (2) oxygen-containing solvents or oxo-anions facilitate the reduction.

A clear view of the reaction pathway can be obtained by isolating the intermediates formed and identifying the diazenido, hydrazido, and hydrazinium complexes attained from the dinitrogen complexes. Also, the other complexes like nitride (MN), amido (MNH<sub>2</sub>), imido (MNH), and ammine (MNH<sub>3</sub>) formed were isolated and identified. These intermediates ultimately led to the formation of a catalytic amount of ammonia, and this cycle was named the Chatt cycle,<sup>28</sup> which runs between oxidation states, Mo(0) and Mo(IV). All the electrons required for catalytic conversion into ammonia were provided by the zero valent Mo and W metals. It is one of the pioneering examples of converting dinitrogen into ammonia at room temperature and pressure through metal-based catalysis.

Comparatively, in the biological nitrogen fixation system, hydrazine was coordinated as a reactive intermediate<sup>29</sup> as is evident from the reaction mechanism but in the case of this Chatt cycle, hydrazine is obtained in a side reaction rather than in the main reaction stream.

### 3. Present development

#### 3.1. Richard R. Schrock's work

Schrock and Yandulov reported the first successful example in 2003 to catalytically transform dinitrogen into ammonia under ambient reaction conditions. They introduced a molybdenum-based dinitrogen catalyst having triamidoamine as a ligand consisting of a bulky substituent HIPT (hexa-iso-propylterphenyl) attached to it to achieve ammonia at mild reaction conditions (Fig. 4). Along with this catalyst, decamethylchromocene (CrCp<sub>2</sub><sup>\*</sup>) was used as a reductant, and the proton source used here was 2,6-lutidinium tetrakis [3,5-bis(trifluoromethyl)phenyl]borate ([LutH]BARF<sub>4</sub>) to achieve 8

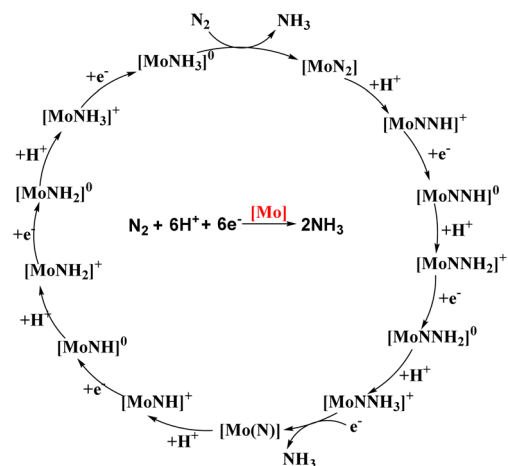


Fig. 5 Schrock–Yandulov cycle using complex 1 as a catalyst.

equiv. of ammonia from dinitrogen based upon the catalyst at ambient temperature and pressure.<sup>24,30</sup>

The reaction was effectuated by the controlled step-by-step inclusion of protons and electrons without the need for molecular dihydrogen (Fig. 5), which was unique, although H<sub>2</sub> was obtained as a by-product, leading to the generation of two molecules of ammonia.<sup>30b,c,31</sup> The well-known Schrock cycle was accomplished by theoretical studies and isolation of some of the intermediates formed like diazenido, nitride, hydrido, and ammonia complexes which gave a mechanistic insight of the detailed reaction pathway. Studies were also carried out by synthesizing different complexes involving the molybdenum triamidoamine system,<sup>32</sup> diamido pyrrolyl molybdenum complexes,<sup>33</sup> [(DPPNCH<sub>2</sub>CH<sub>2</sub>)<sub>3</sub>N]<sup>3-</sup> molybdenum complexes where DPP stands for 3,5-(2,5-diisopropylpyrrolyl)2C<sub>6</sub>H<sub>3</sub><sup>34</sup> and investigation of these catalysts towards catalytic dinitrogen reduction were screened. Electrochemical studies were performed for N<sub>2</sub> reduction using [HIPTN<sub>3</sub>N]Mo complexes (where HIPTN<sub>3</sub>N = (3,5-(2,4,6-i-Pr<sub>3</sub>C<sub>6</sub>H<sub>2</sub>)<sub>2</sub>-C<sub>6</sub>H<sub>3</sub>NCH<sub>2</sub>CH<sub>2</sub>)<sub>3</sub>N) and the redox properties of the intermediates in the catalytic cycle were discussed.<sup>35</sup> Then again, Schrock and his co-workers in 2017 developed and synthesized molybdenum diamido complexes and achieved up to 10 equiv. ammonia per Mo atom.<sup>36</sup> On the contrary, vanadium (V) and other group 6 transition metals, tungsten (W) and chromium (Cr), gave stoichiometric conversion of ammonia.<sup>37</sup>

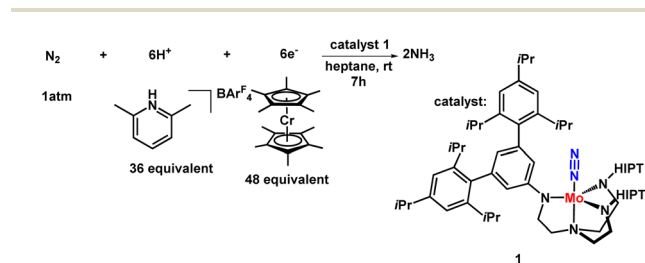


Fig. 4 Nitrogen fixation with Mo-triamidoamine catalyst.

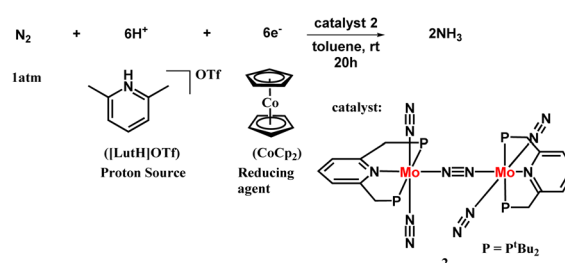


Fig. 6 Dimolybdenum PNP pincer complex catalyzed nitrogen fixation.



### 3.2. Y. Nishibayashi's work

The next successful example of the catalytic ammonia synthesis after the Schrock group was reported in 2010 by Nishibayashi and his co-workers. Thus, a complex having a dinitrogen bridged dimolybdenum system has been proposed consisting of a tridentate PNP-based pincer ligand for the production of ammonia at room temperature and pressure (Fig. 6). A milder reducing agent *i.e.*, cobaltocene, and a proton source namely, [LutH]OTf was used along with a catalytic amount of the Mo catalyst and 23 equiv. ammonia was obtained based upon the catalyst (12 equiv. acquired per Mo atom).<sup>25</sup> To favour the formation of ammonia, the nature of the proton source and reductant should be taken into account. A milder reductant with high reducing ability along with a proton source with suitable acidity is essential for the effective change of dinitrogen to ammonia. On the other hand, different Mo-complexes were prepared to check the feasibility of this reaction which concluded the formation of ammonia in less than a stoichiometric amount. Only the dimolybdenum complex possessing tridentate PNP kind of pincer ligand, *i.e.*  $[\{\text{Mo}(\text{N}_2)_2(\text{PNP})\}_2(\mu\text{-N}_2)]$ , was efficacious in ammonia formation from dinitrogen.

A catalytic cycle in the synthesis of ammonia from dinitrogen was proposed, relying on the catalytic and stoichiometric reactions (Fig. 7). In the initiation step, protonation occurs on one of the molybdenum atoms in the catalyst leading to a catalytically active mononuclear dinitrogen species and an inactive hydride complex. After that the dinitrogen species was protonated to afford a hydrazidum molybdenum complex by means of a hydrazido complex, wherein the bond between the two nitrogen atoms gets cleaved releasing ammonia and a nitride complex altogether. Successively, the nitride complex upon reduction and protonation, gives the ammine complex that gives another ammonia molecule along with the dinitrogen complex regenerating the starting complex. Dihydrogen is also produced by reducing the hydride complex obtained in the initiation step.

Although the appropriate reason why this PNP-type pincer ligand containing complex is more efficient is not adequately understood, yet it can be assumed that the way of coordination

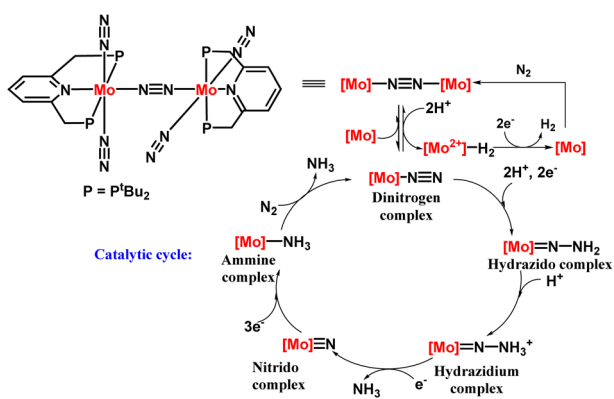


Fig. 7 Proposed reaction pathway with PNP-type pincer dimolybdenum system.

of the pincer ligand in a meridional configuration to the metal center forefronts the stability of the binding site for dinitrogen transformation.<sup>3</sup>

Nishibayashi's group further investigated the formation of ammonia by reporting different novel Mo and W dinitrogen complexes having PNP-based pincer ligands in 2012. Both these complexes, on treatment with an excess amount of sulphuric acid, yielded ammonia and hydrazine at room temperature (Fig. 8). A dinitrogen-bridged dimolybdenum carbonyl complex was also prepared from the previously reported dinitrogen-bridged dimolybdenum complex, but unfortunately this complex gave a lower yield of ammonia. In the case of the tungsten complex, 0.62 equiv. hydrazine could be achieved based on W atom along with 0.17 equiv.  $\text{NH}_3$  based on the W atom. It could be understood that the protonation steps of the dinitrogen complexes are affected by the nature of the metal incorporated in them and by the type of solvents, ligands and acids used in the reaction process.<sup>38</sup>

After this, they tried to figure out why the dinitrogen bridged PNP-based dimolybdenum complex performs as a better catalyst than the monometallic dinitrogen complexes. Hence, the outset in the catalytic performance of dinitrogen-bridged dimolybdenum catalyst supported by pincer ligand has been investigated with DFT calculations with respect to stoichiometric and catalytic production of ammonia under mild conditions. Nishibayashi *et al.* in 2014 reported a plausible reaction mechanism based on both experimental and theoretical learnings. According to their study, a synergy exists between the Mo atoms linked to a dinitrogen bounded ligand while protonating the coordinated  $\text{N}_2$  ligand.<sup>39</sup> One of the molybdenum atoms donates one electron *via* bridging dinitrogen ligand to the other molybdenum core's active site, thus making a terminal dinitrogen ligand ready to accept a proton at their active site. One metal center containing the PNP-based pincer ligand acts as a mobile electron carrier ligand to the other metal core at their active site. These findings were indifferent to the usual part played by the dinuclear  $\text{N}_2$ -bridged metal complexes possessing PNP-based and PCP-based pincer ligands. These complexes were observed to be employed as precursors to the reactive mononuclear species.<sup>40–42</sup>

Then again, research was continued regarding the dimolybdenum dinitrogen bounded complex with a PNP-supported ligand to investigate whether the introduction of any

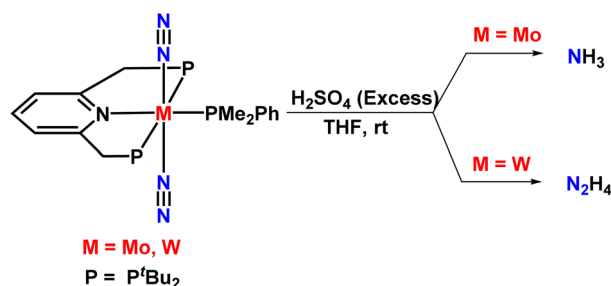


Fig. 8 Molybdenum (Mo), tungsten (W) dinitrogen complexes in the production of ammonia and hydrazine respectively.



substituent in the ligand of this complex would bring about any effect or change in the catalytic activity towards ammonia formation. In 2014, the same group has reported that introducing methoxy group in the 4<sup>th</sup> position of PNP aided ligand system in the complex works best as a catalyst in dinitrogen reduction to ammonia. Dihydrogen was formed as by-product that was complementary to the ammonia production in the reaction system. 52 equiv. ammonia was obtained based upon the catalyst (up to 26 equiv. ammonia achieved per molybdenum atom). Electron donating groups present in the ligand not only affect the electronic environment but also boost the protonation steps during the initial protonation step in the catalytic transformation of dinitrogen into ammonia.<sup>43</sup>

In 2015, Nishibayashi explored the catalytic activity of the previously reported PNP-based pincer ligand by introducing a redox-active moiety ferrocene like ferrocenyl (Fc), 4-ferrocenylphenyl (PhFc), 2-ferrocenylethyl (EtFc), and ruthenocenyl (Rc), *etc.* to the 4<sup>th</sup> position of the pyridine ring (Fig. 9). This redox-active moiety enhances the reduction process by transferring electrons intramolecularly from the iron atom of ferrocene moiety into the active site of the Mo atom of the dimolybdenum dinitrogen complex, thus accelerating its catalytic activity towards nitrogen fixation. Thus, the complex  $[\{\text{Mo}(\text{N}_2)_2(4\text{-Fc}^t\text{BuPNP})\}_2(\mu\text{-N}_2)]$  was proved to be the most active and efficient catalyst for the production of ammonia where 37 equiv. ammonia was attained as per the catalyst (19 equiv. based upon each Mo atom). When the proton source and reducing agent were used in a greater amount (228 equiv.  $\text{CoCp}^*$  and 384 equiv.  $[\text{LutH}]\text{OTf}$ , respectively) the amount of ammonia produced was 45 equiv., 22 equiv. based upon apiece Mo atom.<sup>44</sup>

Therefore, the presence of the redox-active moiety seemed to play a pivotal role by providing electrons to the metal and increasing the oxidation state on the Mo atom. Henceforth, a conclusion could be made that the presence of electron releasing groups in the pyridine ring of the complex accelerates

protonation of the dinitrogen and introducing any redox active group into the pyridine ligand accelerates the reduction steps in the catalytic alteration of dinitrogen to ammonia.

Catalytic dinitrogen reductions using other transition metals complexed with dinitrogen ligand as catalysts were realized and hence along with Mo, Fe and Co systems were used. It confirmed ammonia and silylamine formation under mild reaction conditions or at low temperatures (Fig. 10a). Especially in the case of the molybdenum-nitrido complex consisting of PPP ligand, 63 equiv.  $\text{NH}_3$  could be achieved for one Mo atom in the catalyst at ambient reaction conditions (Fig. 10b).<sup>45</sup> For the formation of silylamine, atmospheric molecular dinitrogen ( $\text{N}_2$ ) was reacted with  $\text{Me}_3\text{SiCl}$  using Na as the reducing agent along with the catalyst to catalytically change  $\text{N}_2$  into  $\text{N}(\text{SiMe}_3)_3$  under ambient reaction conditions.

An iron-dinitrogen catalyst having an anionic pincer ligand,  $[\text{Fe}(\text{N}_2)(\text{PNP})]$  was reported in 2016, which worked as an efficient catalyst to convert dinitrogen to form ammonia and hydrazine catalytically (Fig. 11). An important intermediate formed in the naturally occurring biological nitrogen fixation is hydrazine. Thus, this work gives a mechanistic insight into the formation of a catalytic amount of hydrazine from dinitrogen at ambient conditions with the help of well-established iron-dinitrogen catalysts.  $\text{KC}_8$  was used as a reducing agent and a proton source,  $[\text{H}(\text{OEt}_2)_2]\text{BARF}_4$  was used in the reaction, and when a large amount of reducing agent and also proton source were used along with the catalyst with  $\text{Et}_2\text{O}$  as a solvent at  $-78^\circ\text{C}$ , 14.3 and 1.8 equiv. of ammonia and hydrazine were obtained, respectively.<sup>46</sup>

The same group also investigated other transition metal complexes as catalysts for nitrogen fixation. They reported a cobalt dinitrogen complex consisting of an anionic pincer-

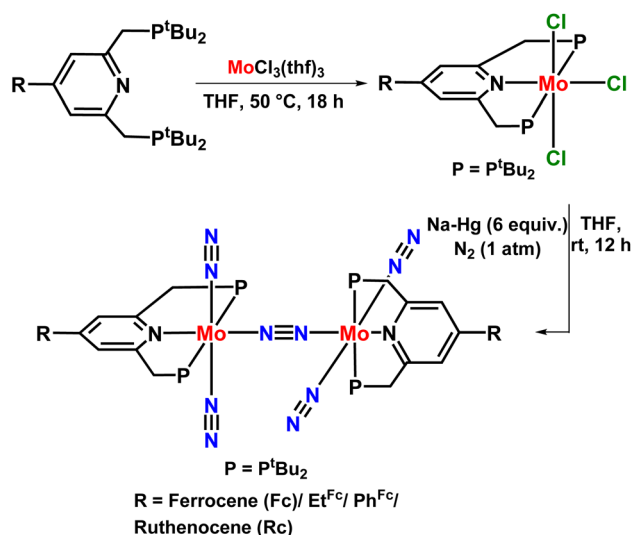


Fig. 9 Dimolybdenum dinitrogen catalyst with a redox-active PNP-based pincer ligand towards nitrogen fixation.

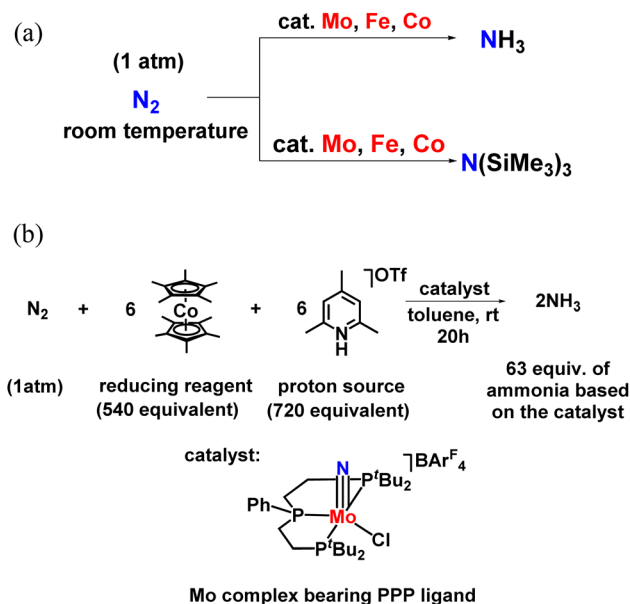


Fig. 10 (a) Ammonia or silylamine formation from dinitrogen using Mo, Fe, and Co catalyst at ambient reaction condition. (b) Catalytic nitrogen fixation using a molybdenum catalyst bearing PPP ligand.





Fig. 11 Fe complexes having PNP pincer ligand towards ammonia formation.

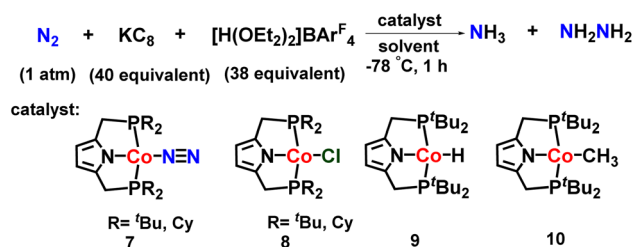


Fig. 12 Cobalt complexes towards ammonia formation.

type PNP ligand for catalytic preparation of ammonia from dinitrogen (Fig. 12). The utilization of a bulk amount of reductant ( $\text{KC}_8$ ) and excess  $[\text{H}(\text{OEt}_2)_2]\text{BAR}^{\text{F}_4}$  as a proton source gave the highest yield of ammonia (15.9 equiv.) and hydrazine (1.0 equiv.) based on Co catalyst.<sup>47</sup>

Again, this group has newly designed and developed new vanadium complexes with an anionic pyrrole functionalized PNP-based pincer along with aryloxy ligands which worked as efficient catalysts towards the direct catalytic dinitrogen reduction to ammonia and also hydrazine at room temperature and pressure (Fig. 13). Up to 14 equiv. and 2 equiv. of ammonia and hydrazine (16 equiv. of fixed N atom) were produced respectively based on the vanadium atom. This was the first reported example of early transition metal-catalyzed reduction of dinitrogen under ambient reaction conditions.<sup>48</sup>

This group also investigated a set of azaferrocene-supported PNP-based pincer complexes of molybdenum, chromium, and iron complexes as catalysts for nitrogen fixation (Fig. 14). But unfortunately, these complexes were not very effective catalysts

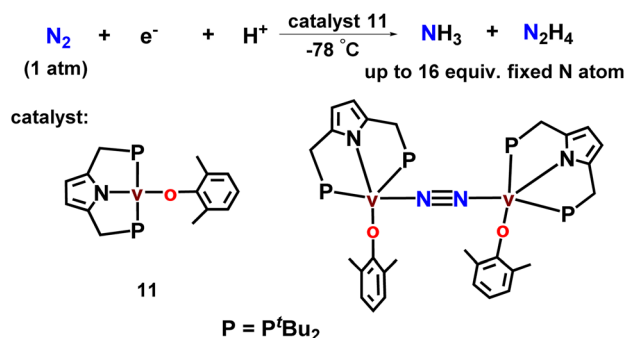


Fig. 13 Pyrrole based vanadium complexes as catalysts toward nitrogen fixation.

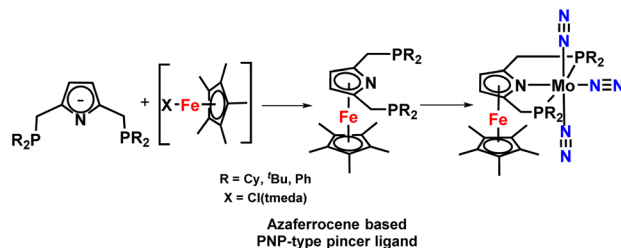


Fig. 14 Azaferrocene-supported PNP pincer ligands for ammonia synthesis.

for catalytic alteration of dinitrogen to ammonia but proved to be efficient for catalytic silylamine formation from dinitrogen.<sup>49</sup>

In 2017, an iron-dinitrogen catalyst possessing a dimethyl-substituted pyrrole bound PNP-type pincer ligand was explored, which functioned as an effective and better catalyst compared to that of an unsubstituted pyrrole bound PNP-type ligand towards the catalytic formation of ammonia plus hydrazine under an encompassing atmosphere. 22.7 and 1.7 equiv. of  $\text{NH}_3$  and  $\text{N}_2\text{H}_4$  respectively, based on iron atom were obtained.<sup>50</sup> Nishibayashi group also designed and synthesized new Fe-dinitrogen complexes consisting of an anionic carbazole functionalized PNP-based pincer ligands,  $[\text{Fe}(\text{N}_2)(\text{carb-PNP})]$  where carb-PNP = 1,8 bis(dialkylphosphinomethyl)-3,6-di-*tert*-butyl-carbazolide, and explored its catalytic activity in nitrogen fixation reaction (Fig. 15). The prepared iron complexes consisting of a carb-PNP-type pincer ligand provide a structure which is tetrahedral in geometry surrounding the Fe atom, and they claimed that the molecular structure of the iron complex had a significant influence on its catalytic activity in the complex.<sup>51</sup>

Nishibayashi group in 2017 also reported molybdenum catalyst to directly convert dinitrogen to ammonia employing a proton source formed *in situ* in the oxidation of water catalyzed by ruthenium catalyst in visible light in the presence of a photosensitizer (Fig. 16). The reaction system was considered a new model system for fixing dinitrogen by photosynthetic bacteria.<sup>52</sup>

This group put in another effort to bring light to the current scenario that the introduction of NHC-based ligands along with

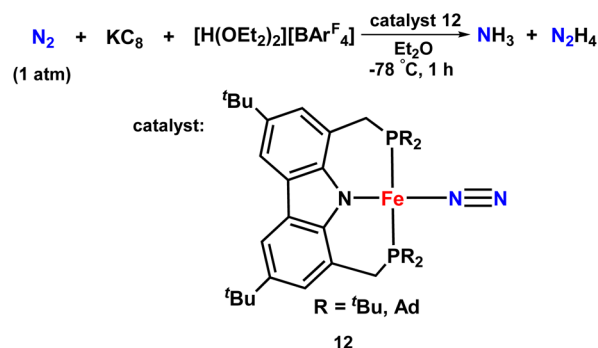


Fig. 15 Iron complexes with a carb-PNP-based pincer ligand towards ammonia formation.





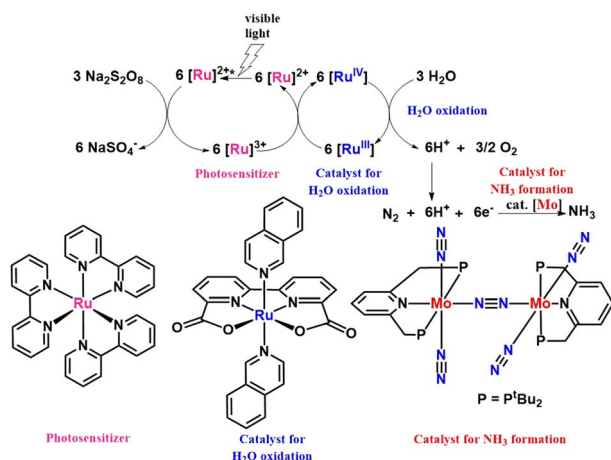


Fig. 16 Visible light assisted Mo catalyzed dinitrogen transformation into ammonia employing a ruthenium water oxidation catalyst in the presence of a photosensitizer.

phosphine ligands could be beneficial for catalytically reducing nitrogen triple bond into ammonia. Therefore, a molybdenum catalyst bearing an NHC carbene alongside a phosphine-based pincer ligand,  $[\{\text{Mo}(\text{N}_2)_2(\text{PCP})\}_2(\mu\text{-N}_2)]$  was synthesized, which produced 230 equiv. ammonia as per the catalyst. According to theoretical studies, PCP ligand acts as a strong sigma donor as well as a pi acceptor, which leads to a strong bonding with the metal atom, thus improving the catalytic activity of the complex towards nitrogen fixation.<sup>53</sup>

Nishibayashi and co-workers then explored the catalytic preparation of ammonia in a slightly different approach. Different PNP-based pincer molybdenum–iodide complexes were prepared that showed higher catalytic activity towards ammonia synthesis than the molybdenum–dinitrogen catalysts reported till date at ambient conditions (Fig. 17). 830 equiv. of ammonia were obtained based on the complex (415 equiv. ammonia achieved based upon one molybdenum atom). Direct cleavage of nitrogen–nitrogen triple bond is promoted by the generation of dinitrogen-bridge between two molybdenum–iodide complexes, which is supposed to be an essential point in this novel reaction pathway. To understand this remarkable

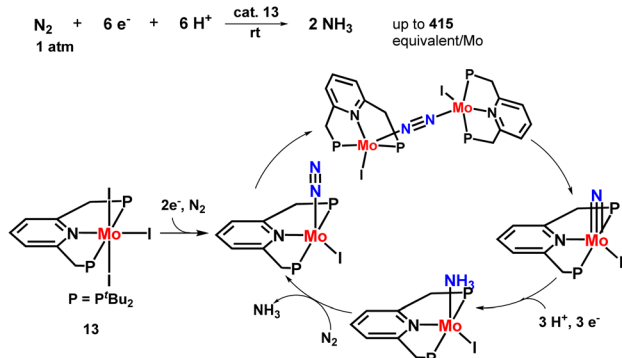


Fig. 17 Mo–iodide complexes consisting of a PNP-based pincer ligand in ammonia formation.

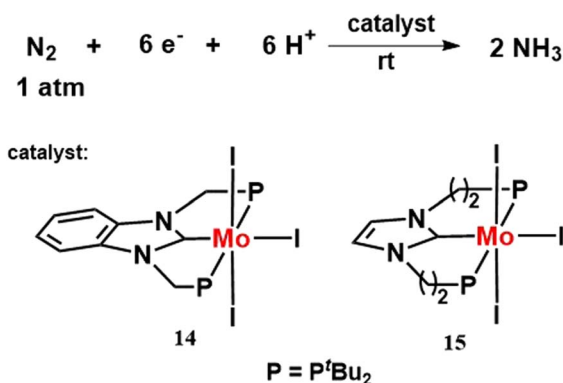


Fig. 18 Molybdenum iodide complexes bearing PCP ligand towards nitrogen fixation.

catalytic activity, further research was carried out which was necessary to interpret the mechanistic pathway in the reaction.<sup>54</sup>

In 2019, two different type of molybdenum triiodide complexes having a PCP ligand,  $[\text{MoI}_3(\text{PCP})]$  were prepared (Fig. 18). Its catalytic activity towards nitrogen fixation was explored in comparison to the previously prepared  $[\{\text{Mo}(\text{N}_2)_2(\text{PCP})\}_2(\mu\text{-N}_2)]$ ,  $[\text{MoI}_3(\text{PNP})]$  complexes.  $[\text{MoI}_3(\text{PCP})]$  complex was found to work best as a catalyst among the four molybdenum complexes in producing ammonia under identical reaction conditions.<sup>55</sup>

Next, they envisaged a group of molybdenum triiodide catalysts to fix dinitrogen into ammonia at room temperature. Different substituents in the pyridine ring of the PNP ligand were synthesized and screened. The introduction of different substituents like electron withdrawing phenyl group and redox-active ferrocenyl group to the 4<sup>th</sup> place of pyridine ring resulted in a substantial increment of the catalytic activity for the catalyst towards ammonia formation (Fig. 19).<sup>56</sup>

Keeping this in mind, they designed and prepared bis(molybdenum-trihalide) PNP-based pincer complex linked by a ferrocene skeleton and explored its catalytic activity in the synthesis of ammonia (Fig. 20). But unfortunately, they found that the ferrocene-bridged dimolybdenum complex shows poor catalytic activity compared to the mononuclear Mo-trihalide complexes under similar reaction conditions. From the DFT study, the intramolecular bridge formation of dinitrogen between the two molybdenum atoms required for N<sub>2</sub> cleavage

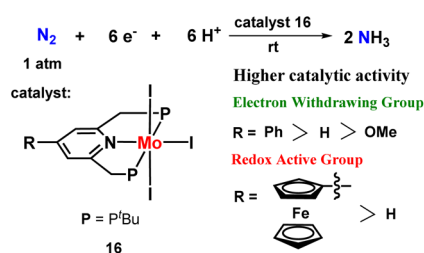


Fig. 19 Substituted pyridine-based molybdenum triiodide pincer complexes towards nitrogen fixation.





Fig. 20 Ferrocene co-ordinated bis(molybdenum-trihalide) complexes towards ammonia synthesis.

was not observed in the ferrocene-linked dimolybdenum complexes. They claimed that this was because of the steric hindrance induced by the tertbutyl groups on the phosphorus atoms, which inhibited the bridge formation. Thus, they envisaged the unsuitable design of the catalyst for intramolecular  $N_2$  bond cleavage to be the sole reason for less catalytic activity in ammonia production.<sup>57</sup>

Nishibayashi and co-workers then synthesized a polystyrene-assisted molybdenum trihalide catalyst with pyridine-based pincer ligand to investigate their catalytic reactivity towards the reduction of molecular dinitrogen to ammonia at mild reaction conditions (Fig. 21). Decamethylcobaltocene was used as a reductant, and 2,4,6-collidinium trifluoromethanesulfonate was used as a proton source along with the catalyst. They found that these complexes worked as suitable heterogeneous catalysts for ammonia formation at room temperature.<sup>58</sup>

An eye-catching or marvellous success was achieved by the Nishibayashi group for catalytic ammonia preparation from dinitrogen when molybdenum catalyst was coupled with  $SmI_2$  and water or alcohol. This was another new approach of this group where they mainly emphasized the reaction conditions where they used a mild reducing agent and a low-cost or cheap proton source, which led to the high yield of ammonia using different types of catalysts. The amount of ammonia obtained was 10 times higher than in the previously reported reaction systems. The molybdenum trichloride complex with PCP ligand

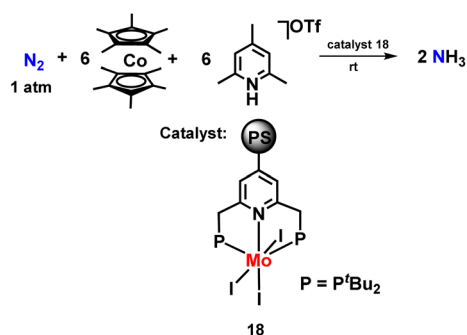


Fig. 21 Polystyrene-assisted molybdenum trihalide catalyst with a pyridine-based PNP pincer ligand for ammonia preparation.

showed much higher catalytic activity both in the case when ethylene glycol (3650 equiv. ammonia was achieved from one molybdenum atom; 76% yield obtained on  $SmI_2$ ) and water (4350 equiv. ammonia was achieved from one molybdenum atom; 91% yield obtained on  $SmI_2$ ) was used separately than the molybdenum triiodide catalyst possessing a PNP type ligand. They investigated this reaction condition on a larger scale, and found that the catalytic reaction occurred quite rapidly, in 3 minutes, also on a higher scale.  $(NH_4)_2SO_4$  could be isolated in more than 500 mg from the accomplished reaction mixture (Fig. 22).<sup>59,60</sup>

After an extensive study in this field, they came up with a novel reaction system that in a simple and convenient route, could successfully lead to ammonia production under ambient reaction conditions. They reported molybdenum complexes induced from  $[MoI_3(THF)_3]$  and auxiliary ligands such as bidentate phosphines like 1,5-bis(diphenylphosphino)pentane and monodentate phosphines like  $PMePh_2$  which worked productively to give ammonia (Fig. 23). The reaction of  $[MoI_3(THF)_3]$  and auxiliary ligand in the presence of  $N_2$  atmosphere was carried out with  $SmI_2$  and ethylene glycol/water since this combination of reductant and proton source respectively proved to be an efficient reaction system towards ammonia formation as previously stated. In the present case, when the reaction was done using  $[MoI_3(THF)_3]$  and dppe, using higher amounts of water and  $SmI_2$ , the amount of ammonia obtained was 83 equiv. based on the Mo atom.<sup>61</sup>

In 2020, Nishibayashi and his co-workers published another work that showed the synthesis of molybdenum complexes bearing a PNP type pyrrole-based anionic pincer ligand where they found these catalysts to be effective towards  $NH_3$  formation under favourable reaction conditions (Fig. 24). Nitride species is formed as a prior intermediate *via* the  $N\equiv N$  triple bond cleavage, which facilitates ammonia formation.<sup>62</sup>

Dispersive XAFS spectroscopy technique was used to characterize the molybdenum-dinitrogen complex, which was presumed to be a key species in the stoichiometric conversion of molybdenum triiodide  $[MoI_3(PNP)]$  complex into molybdenum nitride  $[(Mo\equiv N)(PNP)I]$  complex under an atmospheric pressure of dinitrogen (Fig. 25).<sup>63</sup>

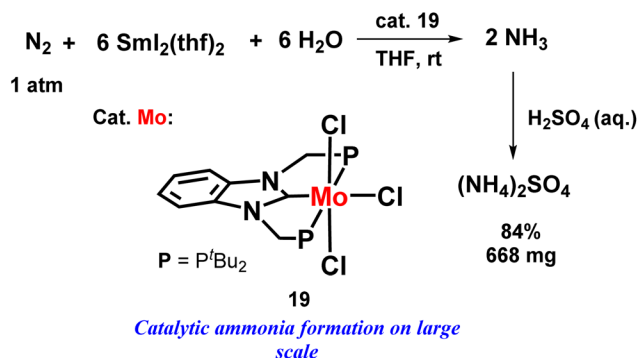


Fig. 22 Molybdenum-catalysed nitrogen fixation using samarium diiodide with water.



Fig. 23 Ammonia production at ambient reaction conditions by molybdenum complexes formed *in situ* by reacting [Mo<sub>3</sub>(THF)<sub>3</sub>] and monodentate and bidentate phosphines.



Fig. 24 NH<sub>3</sub> formation by molybdenum complex consisting of a PNP type anionic pyrrole ligand.



Fig. 25 Molybdenum dinitrogen complex as an important species in the nitrogen fixation cycle.

Density functional theories by this group suggested a new plausible mechanism for nitrogen fixation for complexes containing PCP & PNP pincer-type ligands. According to DFT calculations, a new mechanism could be proposed based on which it could be inferred that dinuclear Mo–N≡N–Mo structural binding should be preserved during the catalytic cycle. Also, they found that dinitrogen co-ordinated at Mo(I) center bound to the electron-releasing triflate group shows higher reactivity towards protonation than the Mo(0) center (Fig. 26).<sup>64</sup>

In 2021, Nishibayashi *et al.* developed an electrochemical pathway for ammonia synthesis using SmI<sub>2</sub> as a reductant

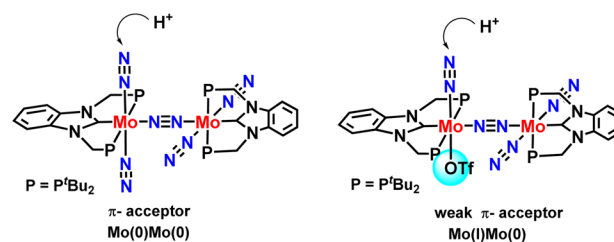


Fig. 26 NHC-based N<sub>2</sub> bridged dimolybdenum catalysts for nitrogen fixation.

which was prepared from SmI<sub>3</sub> along with H<sub>2</sub>O as a proton source. Here, electrochemical energy was transformed into chemical energy by the formation of ammonia using samarium iodide with high faradaic efficiency.<sup>65</sup>

Different rhenium complexes having pyridine ligands were developed which catalyzed dinitrogen conversion into ammonia at room temperature and pressure. This was the first reported example of a rhenium dinitrogen complex, which can catalyze nitrogen fixation at room temperature. 8.4 equiv. of ammonia was obtained as per the catalyst (Fig. 27).<sup>66</sup>

Similar results were also observed for chromium halide catalysts based on PCP-type of pincer ligand which produced ammonia as well as hydrazine at atmospheric pressure and room temperature in 8.4 equiv. and 2.46 equiv. yields respectively (Fig. 28).<sup>67</sup>

Recently, iron dinitrogen complexes were synthesized by this group to explore their activity towards nitrogen fixation to get ammonia under mild conditions (Fig. 29). The ligand system was a benzene co-ordinated PCP- and a POCOP-based pincer which binds to the metal center to catalytically fix dinitrogen into ammonia and hydrazine with 252 equiv. and 68 equiv. (388 equiv. N atom was fixed) based on the iron atom. Among the



Fig. 27 A dirhenium catalyst with a dinitrogen bridge for ammonia and silylamine preparation.



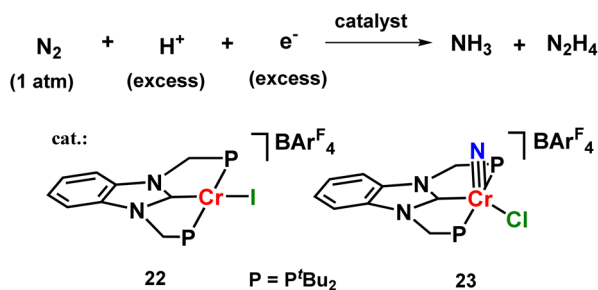
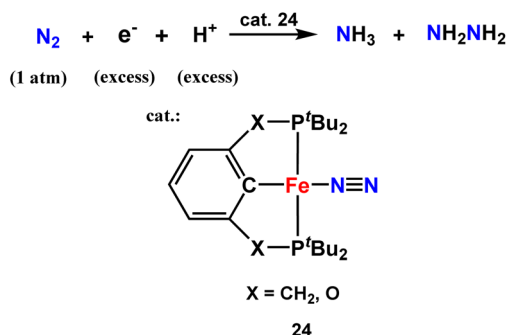
Fig. 28 Chromium complexes towards catalytic  $\text{N}_2$  fixation.

Fig. 29 Iron dinitrogen complex as a catalyst for ammonia formation.

reported iron catalysts, the iron(i)-PCP catalyst produces the highest quantity of ammonia and hydrazine till date.<sup>68</sup>

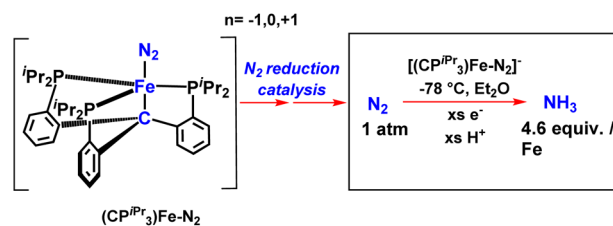
Most recently, three different manganese complexes were also explored by Nishibayashi *et al.* towards nitrogen fixation into ammonia and silylamine formation, but unfortunately, only stoichiometric amount could be achieved. The reason that could be inferred was the unstable nature of the synthesized manganese pincer complexes under reducing conditions which ultimately causes catalyst decomposition.<sup>69</sup>

### 3.3. J. C. Peter's work

J. C. Peters and his co-workers in 2013 described tris(phosphine) borane-assisted iron complex, which helps produce  $\text{NH}_3$  at ambient conditions. In this work, more than 40% of the proton equiv. as well as reducing equiv. are supplied to  $\text{N}_2$ .<sup>26</sup>

This group also extended their work to synthesize Fe(i) complexes bearing tris(phosphine)borane ligand featuring hydrazine, ammonia, amine, and hydroxy groups as ligands. Reductive substitute to  $\text{NH}_2$  group in the terminal position in the Fe- $\text{NH}_2$  species by  $\text{N}_2$ , along with simultaneous liberation of  $\text{NH}_3$  leads reliance to a certain pathway which is mechanistically feasible with Fe-conciliated dinitrogen reduction schemes.<sup>70</sup>

Again in 2013, they published work on iron complexes bearing a novel tris(phosphino)alkyl ( $\text{CP}^i\text{Pr}_3$ ) ligand highlighting the axial carbon donor wherein they hypothesized the idea of trans interaction of the C-atom with an iron center to reveal the Fe- $\text{N}_2$  binding position (Fig. 30). In this arena, the iron center holds dinitrogen and the  $\text{C}_{\text{alkyl}}$ -atom anchor trans to

Fig. 30 Ammonia formation using a Fe- $\text{N}_2$  catalyst showing C atom as an anchor.

each other in three well defined and structurally distinguished oxidation states. Upon reduction, Fe- $\text{C}_{\text{alkyl}}$  bond lengthening was observed, which signifies the presence of ionic nature in the Fe- $\text{C}_{\text{alkyl}}$  interplay. When provided with protons and electrons at  $-78^\circ\text{C}$ , with nitrogen atmosphere, 4.6 equiv.  $\text{NH}_3$  per Fe atom was produced.  $(\text{CP}^i\text{Pr}_3)\text{FeN}_2^-$  operates as a decent catalyst for nitrogen triple bond reduction to ammonia.<sup>71</sup>

In the same year, Peter's group also reported a string of four- & five-coordinated iron complexes that display an axially positioned tri(silyl)methyl ligand oriented trans to that of a substrate holding site. However, this disposition was to solely depict a single site of the Fe atom of the so-called FeMo-cofactor, which perhaps binds  $\text{N}_2$  *trans* to the C atom at the interstitial site. The data obtained were placed in context, supporting a hypothesis towards substrate binding and reduction, which is facilitated by the controlling influence of belt Fe-C interplay in FeMo-cofactor.<sup>72</sup>

In 2015, they characterized Fe $\equiv\text{N}-\text{NH}_2$  intermediate formed by directly protonating Fe- $\text{N}_2$  species pertinent to the catalytic reduction of  $\text{N}_2$  (Fig. 31). The newly formed species as characterized was a hydrazido(2-) complex,  $[(\text{TPB})\text{Fe}\equiv\text{N}-\text{NH}_2]^+$  (where TPB stands for tris(phosphine)borane), which is a doubly protonated unstable species having a Fe $\equiv\text{N}$  bond. It offers a solid argument establishing the fact that the initial steps during the Fe-mediated reduction of dinitrogen by  $[(\text{TPB})\text{Fe}(\text{N}_2)][\text{Na}(12\text{-crown-4})]$  may progress by a distal or follow a "Chatt-type" reaction pathway.<sup>73</sup>

Another work of the Peters group was the preparation of a five-coordinated diamagnetic species Fe $\equiv\text{NNH}_2^+$ , assisted with a tris(phosphino)silyl ligand and isolation of the same. This species was obtained *via* direct protonation from a Fe- $\text{N}_2^-$  complex, which was terminally bound. It was found that Fe $\equiv\text{NNH}_2$  expeditiously transforms into Fe- $\text{NH}_2\text{NH}_2^+$  species at warmer temperatures *via* an additional conveyance of proton and electrons in solution. It was observed that Fe- $\text{NH}_2\text{NH}_2^+$

Fig. 31 Fe $\equiv\text{N}-\text{NH}_2$  Intermediate for catalytic Reduction of  $\text{N}_2$ .

could liberate  $\text{NH}_3$ . Thus, it was evident from the series of reactions reported herein that a Fe site can move from a distant intermediate ( $\text{Fe}=\text{NNH}_2^+$ ) to a proximal intermediate ( $\text{Fe}-\text{NH}_2\text{NH}_2^+$ ) which is in transit to  $\text{NH}_3$  generation from  $\text{N}_2$ .<sup>74</sup>

In 2016, Peters and his co-workers developed dinitrogen fixation catalyst systems with the help of  $\text{P}_3^{\text{E}}\text{Fe}$  (E refers to B/C/Si) species that gave rise to an elevated amount of ammonia if adequate acid (proton source) and reductant were supplied (Fig. 32). They found these iron catalysts to be fortuitously robust and endure its activity after a number of reloadings as well. According to Mössbauer spectroscopy, it can be revealed that during the turnover of the  $\text{P}_3^{\text{B}}\text{Fe}$  catalyst system, a Fe-borohydrido-hydride species appears to be likely in a resting state. Therefore, they postulated that the evolution of hydrogen reaction activity might inhibit poisoning of the  $\text{P}_3^{\text{B}}\text{Fe}$  system by preventing the formation of iron hydride species. This proposition was fundamental to account for the synthetic scheme and design of nitrogenases, and it might also have a great significance as can be known that evolution of hydrogen and metal hydride intermediates may play a crucial role in naturally fixed  $\text{N}_2$  into ammonia.<sup>75</sup>

Another new strategy was employed by this group to liberate ammonia and methane with the help of proton and electron equivalents by using an iron cyanide complex,  $[\text{SiP}^i\text{Pr}_3]\text{Fe}(\text{CN})$  as a catalyst (where,  $[\text{SiP}^i\text{Pr}_3] = \text{tris}(\text{phosphine})\text{-silyl}$  ligand). According to preliminary mechanistic studies,  $[\text{SiP}^i\text{Pr}_3]\text{Fe}(\text{CN})$  additionally served as a handy door opener to limited examples having terminally bound species like  $\text{Fe}(\text{CNH})$  and  $\text{Fe}(\text{CNH}_2)$ , which can be probable intermediates of reductive protonation of cyanide to methane and ammonia.<sup>76</sup>

Peters group explored a Fe catalyst that functions at  $-78^\circ\text{C}$  and also at atmospheric pressure for the alteration of  $\text{N}_2$  to ammonia (Fig. 33).  $\text{KC}_8$  was used as a potent reducing agent, and  $[\text{H}(\text{OEt}_2)_2][\text{BAr}^{\text{F}}_4]$  was used as the acid source. Their catalyst  $\text{P}_3^{\text{B}}\text{Fe}^+$  ( $\text{P}_3^{\text{B}} = \text{tris}(o\text{-diisopropylphosphinophenyl})\text{-borane}$ ) system exhibits both significantly enhanced efficiency for  $\text{NH}_3$  generation (up to 72% of  $e^-$  supply) as well as a relatively high turnover number to a molecular iron catalyst. They achieved up to 84 equiv.  $\text{NH}_3$  for each Fe site), while using a specifically weaker amalgamation of reducing agent ( $\text{Cp}_2^*\text{Co}$ ) and proton source ( $[\text{Ph}_2\text{NH}_2][\text{OTf}]$  or  $[\text{PhNH}_3][\text{OTf}]$ ).<sup>77</sup>



Fig. 32 A synthetic strategy for a single-site iron nitrogenase towards ammonia formation.

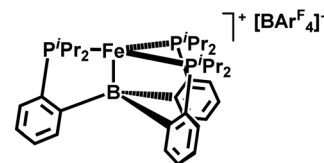


Fig. 33 Catalytic conversion of  $\text{N}_2$  to  $\text{NH}_3$  by  $\text{P}_3^{\text{B}}\text{Fe}^+$  catalyst.

In 2017, the Peters group synthesized and characterized new catalytic systems described as  $\text{P}_2^{\text{P}^{\text{Ph}}}\text{Fe}(\text{N}_2)(\text{H})_x$ , which are effective for catalytic  $\text{NH}_3$  synthesis (Fig. 34). It was found that if catalysis were to be carried out in the presence of a mercury lamp irradiation, the ammonia production yield was significantly increased. Evidence was provided to suggest that this enhanced activity may arise due to photo-elimination of  $\text{H}_2$ .<sup>78</sup>

Again, another approach to synthesizing ammonia by this group was to investigate the relation between the bond dissociation free energy (BDFE) of N-H bond of a M-NNH species with observed over potential alongside selectivity for  $\text{N}_2\text{RR}$  (nitrogen reduction reaction) catalysis for that very catalyst system (Fig. 35). They emphasized that the development of different approaches or strategies to help increase the BDFEs of N-H bond in a M-NNH species, or avoiding M-NNH intermediates as a whole, can be potential routes for improved  $\text{N}_2\text{RR}$  efficiency.<sup>79</sup>

Then again in 2017, this group showed that on protonation of a Fe- $\text{N}_2$  nitrogen-fixing catalyst results in forming a  $\text{Fe}(\text{NNH}_2)$  hydrazido(2-) neutral intermediate. This intermediate species can undergo further protonation and release  $[\text{Fe}^{\text{IV}}\equiv\text{N}]^+$  and  $\text{NH}_3$  by heterolytically cleaving the N-N bond. These observations provided by them depict direct affirmation of the feasibility of a mechanism similar to Chatt for iron-mediated dinitrogen change into ammonia (Fig. 36).<sup>80</sup>

In 2018, Peters and his co-workers depicted the first orderly  $\text{pK}_a$  studies about an artificial nitrogen fixation catalyst where they found a strong connection between the  $\text{pK}_a$  and  $\text{N}_2\text{RR}$  efficacy vs. HER (hydrogen evolution reaction) efficacy. Chemical studies revealed that, in catalysis, anilinium triflate acids were unable to bring about the N-H bonds in initial stage intermediates of  $\text{N}_2\text{RR}$  like  $\text{P}_3\text{BFeNNH}_2^+$ . They considered that the reasonably rapid proton transfers essential to captivate the unstable critical first fixed intermediate,  $\text{P}_3\text{BFeNNH}$  is

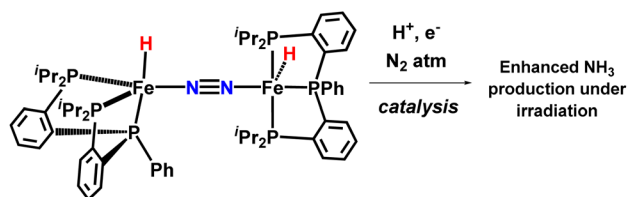


Fig. 34 Light driven nitrogen fixation by triphos-supported Fe catalysts.





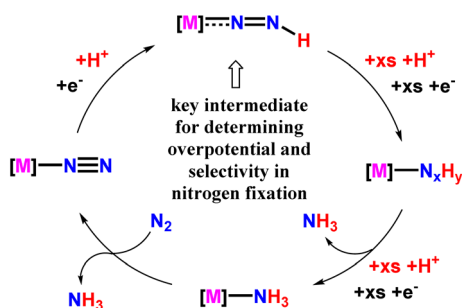


Fig. 35 Transition metal mediated catalytic  $N_2$ RR mechanism for ammonia synthesis.

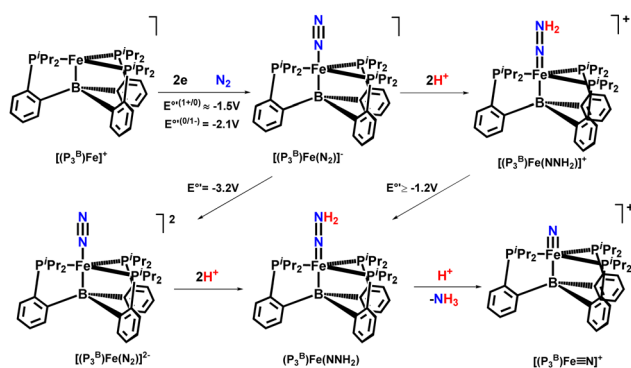


Fig. 36 Nitrogen fixation via a terminal Fe(IV) nitride.

prevented by the insoluble nature of the triflate acids. Under catalytic conditions, the presence of  $Cp_2^*Co$  as reductant is vital, as protonation can occur *in situ* with the formation of  $Cp^*(\eta^4-C_5Me_5H)Co^+$ , that in a way is operative for the formation of N-H bond along with early intermediates.<sup>81</sup>

In 2019 they highlighted the adverse impact of hydride ligands on a Fe-catalyzed  $N_2$ RR (nitrogen reduction reaction) system wherein efficiency was enhanced by irradiation (Fig. 37). It was observed that in a Fe-based system having trisphosphine ligand, the presence of one, two, or zero hydride ligands in  $N_2$ RR precatalysts results in dramatically better yields, although irradiation of the catalysts with the help of a mercury lamp ensues similar  $NH_3$  yields.<sup>82</sup>

Soon after, they also studied a series of redox innocent ligand  $Fe(NNR_2)^{+/0/-}$  and their electronic properties. They envisaged that the redox noninnocence of the “NNR<sub>2</sub>” ligand might

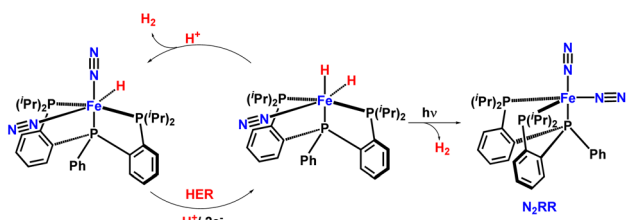


Fig. 37 Mechanistic insights in  $H_2$  elimination, HER, and  $NH_3$  formation using Fe catalyst under irradiation of light.

exhibit itself in various examples relating to transition-metal catalyzed  $N_2$  fixation.<sup>83</sup>

Peters *et al.* in 2021 developed iron-dinitrogen complexes consisting of tris(phosphino)alane ( $P_3Al$ ) as well as tris(phosphino)gallane ( $P_3Ga$ ) ligands to check their nitrogen reduction reaction ( $N_2$ RR) activity in nitrogen fixation. They envisioned these complexes to have similar  $N_2$ RR activity to those of earlier reported tris(phosphino)borane ( $P_3B$ ) type Fe- $N_2$  complex due to their similar electronic structures, geometric flexibility in Fe  $\rightarrow$  X (X = Al, Ga) interactions, and degree of  $N_2$  activation as obtained from spectroscopic, electrochemical, structural, and DFT studies. But on the contrary, ammonia yield was reduced with the use of an excess amount of acid  $HBAr^F_4$  and reductant  $KC_8$ . Relative to the  $P_3BFe$  system, the attenuated yield of ammonia with  $P_3AlFe$  and  $P_3GaFe$  dinitrogen complexes was explained to be due to their greater hydrogen evolution reaction (HER) selectivity than  $N_2$ RR as could be presumed from their reactivity studies which suggest robustness of these catalysts in pseudo catalytic conditions.<sup>84</sup>

With this result in mind, they designed a tandem approach to electro-catalytically facilitate dinitrogen reduction into ammonia (Fig. 38).<sup>85</sup> Here, a co-catalyst was used along with a molecular complex that interfaces both the electrode as well as the acid so as to mediate the  $N_2$  reduction cycle by facilitating the CPET (concerted proton-electron transfer) steps. This strategy enables the formation of an N-H bond at an applied potential that is promising and with high overall thermodynamic efficiency. This tandem catalysis was performed with complexes of W, Mo, Os, and Fe along with the CPET mediator,  $Co(II, NH)^+$  to achieve nitrogen reduction reaction ( $N_2$ RR) electrocatalysis at mild potentials ( $-1.2$  V using TsOH).

Most recently, Peters and his co-workers envisaged a photochemically induced transfer hydrogenation strategy for nitrogen fixation using a Mo catalyst with the help of Hantzsch esters (HEH<sub>2</sub>) as photoreductants (Fig. 39). In their work, they demonstrated the successive supply of  $H_2$  equivalents stored by completely reduced Hantzsch esters to  $N_2$  to catalytically produce  $NH_3$  in the presence of Mo pre-catalyst under irradiation of blue light. Besides, the addition of iridium photoredox catalyst, which is not mandatory for this photocatalysis to occur, increases the reaction rates as well as the turnover numbers of the net reaction.<sup>86</sup>

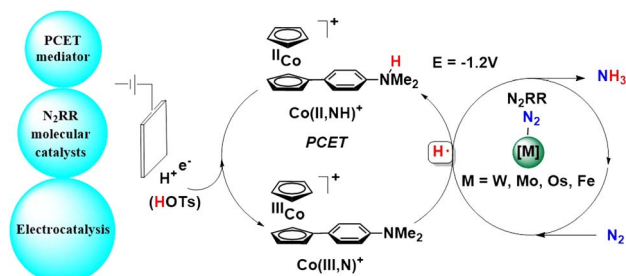


Fig. 38 Tandem approach to electro-catalytically convert dinitrogen into ammonia.





Fig. 39 Photochemically induced transfer hydrogenation strategy for nitrogen fixation.

### 3.4. P. J. Chirik work

P. J. Chirik in 2015, synthesized a complex ( $\eta^5\text{-C}_5\text{Me}_4\text{SiMe}_3$ )<sub>2</sub>-Ti(Cl)NH<sub>2</sub> and carried out hydrogenolysis of Ti-NH<sub>2</sub> bond to produce ammonia using Proton Coupled Electron Transfer (PCET) process.<sup>87</sup> With the help of an appropriate Rh hydride catalyst, the H atom source used in stoichiometric amounts was from hydrogen to liberate ammonia out of coordination sphere around the Ti metal center.

A series of bis(cyclopentadienyl) Ti and Zr amide, hydrazide as well as imide complexes were explored by Chirik and his co-workers<sup>88</sup> in 2016 for the development of the N-H bond, and the synthesis was based on the PCET mechanism based on the presence of stoichiometric H atom source as H<sub>2</sub>. Again, the Chirik group in 2017 developed a new molybdenum complex bearing a redox-active ligand which is a bis(imino)-pyridine ligand for N<sub>2</sub> activation as well as H<sub>2</sub> evolution and nitride formation (Fig. 40).<sup>89</sup>

Soon after, in 2019, this group explored a different method to synthesize ammonia from a Mn nitride complex photochemically (Fig. 41). 9,10-Dihydroacridine was used along with a manganese nitride complex, (<sup>t</sup>BuSalen)MnN (<sup>t</sup>BuSalen = (S,S)-

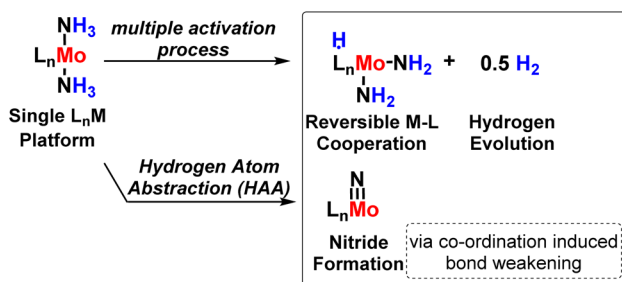


Fig. 40 Strategy for ammonia activation.

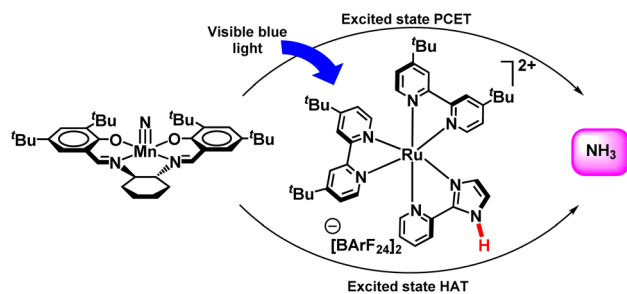


Fig. 41 Ammonia formation from a manganese nitride using a Ru photocatalyst.

(+)-*N,N'*-Bis(3,5-di-*tert*-butylsalicylidene)-1,2-cyclohexanediamine) and a ruthenium photocatalyst in iso-propanol solution which when exposed to radiation with blue light produced free ammonia. Besides the ground-state phenomenon, *i.e.* co-ordination induced weakening of bond; the extended concept of excited state bond dissociation free energy (BDFEs) of N-H was explored. On the other hand, photo-induced ammonia formation from manganese nitride complex with ruthenium complexes having distant N-H bonds has been potent, and control experiments showed that these ruthenium complexes behave more like photoreductant than hydrogen atom transfer (HAT) agents. Luminescence quenching studies suggested ruthenium(II)/III cycle rather than an alternative, ruthenium(I)/II. This supports the fact that electron as well as proton transfer takes place at different sites and thus showed a tentative PCET pathway in the excited state rather than hydrogen atom transfer.<sup>90</sup>

Chirik group in 2020 showcased manganese(V) nitride complex that on hydrogenation, produces ammonia catalytically with the help of a rhodium hydride catalyst (Fig. 42). The rhodium catalysts promote H<sub>2</sub> activation as well as hydrogen atom transfer in the catalytic transformation to produce free ammonia. The phenyl imine-based rhodium pre-catalyst was found to be more efficient than the phenyl pyridine-based pre-catalyst due to a higher tendency to facilitate PCET rather than hydride transfer pathways. In the case of the phenyl pyridine variant, using non-polar or non co-ordinating solvents can reduce the amount side reactions for better yield of NH<sub>3</sub>.<sup>91</sup>

In the current development strategies of metal complexes as catalysts for nitrogen fixation, rational ligand design and a better understanding of how it actually enhances the performance of the catalyst are of primary importance. It has been

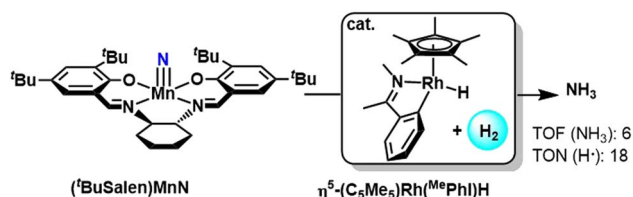


Fig. 42 Hydrogenation of Mn(V) nitride complex for ammonia production.



observed that PCP-type ligands consisting of N-heterocyclic carbene moiety as the carbon donor to bind to the metal center, work better as a catalyst for ammonia production, as explored by the Nishibayashi group, but not much work has been done with these types of ligands. Thus, in the coming future, the use of NHC-based ligands can prove to be a boost in the catalytic system as NHCs have the unique characteristic of binding strongly to the metal center. A specific strength of these compounds is their general capability to coordinate to the metal centers, extending from various electron abundant transition metals to electron-deficient main group metal cations and also high oxidation state metals. As NHCs can bind to metals with a high oxidation state, thus Mo would be a good choice. Thus, designing an NHC-based molybdenum catalyst might prove to be effective to convert dinitrogen into ammonia catalytically.

## 5. Conclusion and future prospect

Development and scale-up of ammonia production under ambient reaction condition are still in high demand. Catalytic synthesis of ammonia is a continuous process since the basic human need is food which requires nitrogen as a source. Ammonia is important raw material of urea. The high energy-intensive Haber Bosch process dominated the ammonia industry at the beginning of the 20th century. Developing alternative environment-friendly and energy benign techniques is of considerable importance. Minimizing the energy consumed in the currently existing technology for catalytic synthesis of ammonia is the main goal which, although in a slow pace, is being taken forward by implementing different strategies. Encouraging achievements have been made to obtain ammonia under mild reaction conditions, to name a few are electrocatalysis, photocatalysis, thermocatalysis, etc. Efforts have also been made to develop transition metal-bound homogeneous catalytic systems to turn N<sub>2</sub> to NH<sub>3</sub> catalytically. Rapid growth of organometallic catalysis has forecasted the achievement of ammonia preparation at ambient condition to be not very far. Blending of modern techniques like artificial intelligence (AI), machine learning (ML) with experimental findings may accelerate the alternative route of ammonia production at ambient conditions. Apart from fertilizer, ammonia is the potential starting material for hydrogen production. Therefore the tremendous research to achieve ammonia *via* energy saving methodology will be successful very soon and it is to be believed that organometallic catalysts will be the trump card in the upcoming technology.

## Author contributions

D. B. has collected the literature, prepared the manuscript, F. R. G. has prepared a few ChemDraw diagrams, wrote one segment of the review and B. S. has conceptualized, guided, and corrected the manuscript.

## Conflicts of interest

There are no conflicts to declare.

## Acknowledgements

The authors are thankful for financial support from DST-SERB (ECRA and EEQ Project) and CSIR (FBR Project; MLP-1010) New Delhi, India. FRG and DB thank SERB for fellowships ECR/2016/000849 (GPP-0315) and EEQ/2017/000156 (GPP-0333), respectively. We are also grateful to the Director, CSIR-NEIST, for permission to carry out the work. We thank past and present HODs, MSTD and GL of AMG for constant inspiration. Dr Sandeep Kumar Dey is duly acknowledged for providing valuable suggestions to improve the manuscript. Dedicated to Dr Rajib Lochan Goswamee on the occasion of his 60<sup>th</sup> birthday.

## Notes and references

- 1 N. Cherkasov, A. O. Ibhadon and P. Fitzpatrick, *Chem. Eng. Process.*, 2015, **90**, 24–33.
- 2 L. Shi, Y. Yin, S. Wang and H. Sun, *ACS Catal.*, 2020, **10**, 6870–6899.
- 3 Y. Tanabe and Y. Nishibayashi, *Coord. Chem. Rev.*, 2013, **257**, 2551–2564.
- 4 R. R. Schrock, *Proc. Natl. Acad. Sci. U. S. A.*, 2006, **103**, 17087.
- 5 M. Appl, *50th Anniversary IFA Technical Conference*, 1997, vol. 25.
- 6 V. Smil, *Enriching the earth: Fritz Haber, Carl Bosch, and the transformation of world food production*, MIT Press, 2004.
- 7 J. N. Galloway, A. R. Townsend, J. W. Erisman, M. Bekunda, Z. Cai and J. R. Freney, *Science*, 2008, **320**, 889–892.
- 8 F. Rosowski, A. Hornung, O. Hinrichsen, D. Herein, M. Muhler and G. Ertl, *Appl. Catal.*, A, 1997, **151**, 443–460.
- 9 W. Raróg, Z. Kowalczyk, J. Sentek, D. Składanowski and J. Zieliński, *Catal. Lett.*, 2000, **68**, 163–168.
- 10 I. Rossetti, N. Pernicone and L. Forni, *Appl. Catal.*, A, 2001, **208**, 271–278.
- 11 Y. V. Larichev, B. L. Moroz, V. I. Zaikovskii, S. M. Yunusov, E. S. Kalyuzhnaya, V. B. Shur and V. I. Bhuktiyarov, *J. Phys. Chem. C*, 2007, **111**, 9427–9436.
- 12 S. Murata and K. I. Aika, *Appl. Catal.*, A, 1992, **82**, 1–12.
- 13 P. Tian, J. Blanchard, K. Fajerberg, M. Breyse, M. Vrinat and Z. Liu, *Microporous Mesoporous Mater.*, 2003, **60**, 197–206.
- 14 S. Murata and K. I. Aika, *J. Catal.*, 1992, **136**, 110–117.
- 15 E. T. Iyagba, T. E. Hoost, J. U. Nwalor and J. G. Goodwin Jr., *J. Catal.*, 1990, **123**, 1–11.
- 16 C. H. Bartholomew, *Appl. Catal.*, A, 2001, **212**, 17–60.
- 17 C. J. H. Jacobsen, *Chem. Commun.*, 2000, 1057–1058.
- 18 J. D. Houmes, D. S. Bem and H. C. Zur, *MRS Online Proc. Libr.*, 1993, **327**, 153–164.
- 19 D. McKay, J. S. J. Hargreaves, J. L. Rico, J. L. Rivera and X. L. Sun, *J. Solid State Chem.*, 2008, **181**, 325–333.
- 20 R. Kojima and K. Aika, *Appl. Catal.*, A, 2001, **215**, 149–160.
- 21 D. McKay, D. H. Gregory, J. S. J. Hargreaves, S. M. Hunter and X. Sun, *Chem. Commun.*, 2007, 3051–3053.
- 22 D. H. Gregory, J. S. J. Hargreaves and S. M. Hunter, *Catal. Lett.*, 2011, **141**, 22–26.
- 23 (a) L. C. Seefeldt, B. M. Hoffman and D. R. Dean, *Annu. Rev. Biochem.*, 2009, **78**, 701–722; (b) J. Chatt, J. R. Dilworth and



- R. L. Richards, *Chem. Rev.*, 1978, **78**, 589–625; (c) B. K. Burgess and D. J. Lowe, *Chem. Rev.*, 1996, **96**, 2983–3012.
- 24 D. V. Yandulov and R. R. Schrock, *Science*, 2003, **301**, 76–78.
- 25 (a) K. Arashiba, Y. Miyake and Y. Nishibayashi, *Nat. Chem.*, 2011, **3**, 120–125; (b) Y. Ashida and Y. Nishibayashi, *Chem. Commun.*, 2021, **57**, 1176–1189; (c) A. Mohanty, R. Sharma and P. Daw, *Pincer-Metal Complexes*, Elsevier, 2022, pp. 1–68.
- 26 J. S. Anderson, J. Rittle and J. C. Peters, *Nature*, 2013, **501**, 84–88.
- 27 J. Chatt, A. J. Pearman and R. L. Richards, *J. Chem. Soc., Dalton Trans.*, 1977, 1852–1860.
- 28 (a) J. Chatt and R. L. Richards, *J. Organomet. Chem.*, 1982, **239**, 65–77; (b) C. J. Pickett, *J. Biol. Inorg. Chem.*, 1996, **1**, 601–606; (c) F. Tuczek, K. H. Horn and N. Lehnert, *Coord. Chem. Rev.*, 2003, **245**, 107–120.
- 29 (a) I. Dance, *Dalton Trans.*, 2008, 5977–5991; (b) D. Lukoyanov, S. A. Dikanov, Z. Y. Yang, B. M. Barney, R. I. Samoilova, K. V. Narasimhulu, D. R. Dean, L. C. Seefeldt and B. M. Hoffman, *J. Am. Chem. Soc.*, 2011, **133**, 11655–11664.
- 30 (a) V. Ritleng, D. V. Yandulov, W. W. Weare, R. R. Schrock, A. S. Hock and W. M. Davis, *J. Am. Chem. Soc.*, 2004, **126**, 6150–6163; (b) R. R. Schrock, *Acc. Chem. Res.*, 2005, **38**, 955–962; (c) W. W. Weare, X. Dai, M. J. Byrnes, J. M. Chin, R. R. Schrock and P. Müller, *Proc. Natl. Acad. Sci. U. S. A.*, 2006, **103**, 17099–17106; (d) R. R. Schrock, *Angew. Chem., Int. Ed.*, 2008, **47**, 5512–5522.
- 31 (a) D. V. Yandulov and R. R. Schrock, *J. Am. Chem. Soc.*, 2002, **124**, 6252–6253; (b) D. V. Yandulov, R. R. Schrock, A. L. Rheingold, C. Ceccarelli and W. M. Davis, *Inorg. Chem.*, 2003, **42**, 796–813; (c) D. V. Yandulov and R. R. Schrock, *Inorg. Chem.*, 2005, **44**, 1103–1117; (d) D. V. Yandulov and R. R. Schrock, *Can. J. Chem.*, 2005, **83**, 341–357.
- 32 D. G. H. Hetterscheid, B. S. Hanna and R. R. Schrock, *Inorg. Chem.*, 2009, **48**, 8569–8577.
- 33 J. M. Chin, R. R. Schrock and P. Muller, *Inorg. Chem.*, 2010, **49**, 7904–7916.
- 34 M. R. Reithofer, R. R. Schrock and P. Muller, *J. Am. Chem. Soc.*, 2010, **132**, 8349–8358.
- 35 T. Munisamy and R. R. Schrock, *Dalton Trans.*, 2012, **41**, 130–137.
- 36 L. A. Wickramasinghe, T. Ogawa, R. R. Schrock and P. Müller, *J. Am. Chem. Soc.*, 2017, **139**, 9132–9135.
- 37 (a) N. C. Smythe, R. R. Schrock, P. Müller and W. W. Weare, *Inorg. Chem.*, 2006, **45**, 7111–7118; (b) N. C. Smythe, R. R. Schrock, P. Müller and W. W. Weare, *Inorg. Chem.*, 2006, **45**, 9197–9205.
- 38 K. Arashiba, K. Sasaki, S. Kuriyama, Y. Miyake, H. Nakanishi and Y. Nishibayashi, *Organometallics*, 2012, **31**, 2035–2041.
- 39 H. Tanaka, K. Arashiba, S. Kuriyama, A. Sasada, K. Nakajima, K. Yoshizawa and Y. Nishibayashi, *Nat. Commun.*, 2014, **5**, 3737.
- 40 M. E. van der Boom and D. Milstein, *Chem. Rev.*, 2003, **103**, 1759–1792.
- 41 J. I. van der Vlugt and J. N. H. Reek, *Angew. Chem., Int. Ed.*, 2009, **48**, 8832–8846.
- 42 J. Choi, A. H. R. MacArthur, M. Brookhart and A. S. Goldman, *Chem. Rev.*, 2011, **111**, 1761–1779.
- 43 S. Kuriyama, K. Arashiba, K. Nakajima, H. Tanaka, N. Kamaru, K. Yoshizawa and Y. Nishibayashi, *J. Am. Chem. Soc.*, 2014, **136**, 9719–9731.
- 44 S. Kuriyama, K. Arashiba, K. Nakajima, H. Tanaka, K. Yoshizawa and Y. Nishibayashi, *Chem. Sci.*, 2015, **6**, 3940–3951.
- 45 Y. Nishibayashi, *Inorg. Chem.*, 2015, **54**, 9234–9247.
- 46 S. Kuriyama, K. Arashiba, K. Nakajima, Y. Matsuo, H. Tanaka, K. Ishii, K. Yoshizawa and Y. Nishibayashi, *Nat. Commun.*, 2016, **7**, 12181.
- 47 S. Kuriyama, K. Arashiba, H. Tanaka, Y. Matsuo, K. Nakajima, K. Yoshizawa and Y. Nishibayashi, *Angew. Chem., Int. Ed.*, 2016, **55**, 14291–14295.
- 48 Y. Sekiguchi, K. Arashiba, H. Tanaka, A. Eizawa, K. Nakajima, K. Yoshizawa and Y. Nishibayashi, *Angew. Chem., Int. Ed.*, 2018, **57**, 9064–9068.
- 49 S. Kuriyama, K. Arashiba, K. Nakajima, H. Tanaka, K. Yoshizawa and Y. Nishibayashi, *Eur. J. Inorg. Chem.*, 2016, 4856–4861.
- 50 Y. Sekiguchi, S. Kuriyama, A. Eizawa, K. Arashiba, K. Nakajima and Y. Nishibayashi, *Chem. Commun.*, 2017, **53**, 12040–12043.
- 51 J. Higuchi, S. Kuriyama, A. Eizawa, K. Arashiba, K. Nakajima and Y. Nishibayashi, *Dalton Trans.*, 2018, **47**, 1117–1121.
- 52 Y. Tanabe, K. Arashiba, K. Nakajima and Y. Nishibayashi, *Chem.-Asian J.*, 2017, **12**, 2544–2548.
- 53 A. Eizawa, K. Arashiba, H. Tanaka, S. Kuriyama, Y. Matsuo, K. Nakajima, K. Yoshizawa and Y. Nishibayashi, *Nat. Commun.*, 2017, **8**, 14874.
- 54 K. Arashiba, A. Eizawa, H. Tanaka, K. Nakajima, K. Yoshizawa and Y. Nishibayashi, *Bull. Chem. Soc. Jpn.*, 2017, **90**, 1111–1118.
- 55 A. Eizawa, K. Arashiba, A. Egi, H. Tanaka, K. Nakajima, K. Yoshizawa and Y. Nishibayashi, *Chem.-Asian J.*, 2019, **14**, 2091–2096.
- 56 T. Itabashi, I. Mori, K. Arashiba, A. Eizawa, K. Nakajima and Y. Nishibayashi, *Dalton Trans.*, 2019, **48**, 3182–3186.
- 57 T. Itabashi, K. Arashiba, H. Tanaka, A. Konomi, A. Eizawa, K. Nakajima, K. Yoshizawa and Y. Nishibayashi, *Organometallics*, 2019, **38**, 2863–2872.
- 58 K. Arashiba, T. Itabashi, K. Nakajima and Y. Nishibayashi, *Chem. Lett.*, 2019, **48**, 693–695.
- 59 Y. Ashida, K. Arashiba, K. Nakajima and Y. Nishibayashi, *Nature*, 2019, **568**, 536–540.
- 60 Y. Ashida, S. Kondo, K. Arashiba, T. Kikuchi, K. Nakajima, S. Kakimoto and Y. Nishibayashi, *Synthesis*, 2019, **51**, 3792–3795.
- 61 Y. Ashida, K. Arashiba, H. Tanaka, A. Egi, K. Nakajima, K. Yoshizawa and Y. Nishibayashi, *Inorg. Chem.*, 2019, **58**, 8927–8932.
- 62 Y. Tanabe, Y. Sekiguchi, H. Tanaka, A. Konomi, K. Yoshizawa, S. Kuriyama and Y. Nishibayashi, *Chem. Commun.*, 2020, **56**, 6933–6936.





## Review

- 63 A. Yamamoto, K. Arashiba, S. Naniwa, K. Kato, H. Tanaka, K. Yoshizawa, Y. Nishibayashi and H. Yoshida, *Phys. Chem. Chem. Phys.*, 2020, **22**, 12368–12372.
- 64 A. Egi, H. Tanaka, A. Konomi, Y. Nishibayashi and K. Yoshizawa, *Eur. J. Inorg. Chem.*, 2020, **2020**, 1490–1498.
- 65 K. Arashiba, R. Kanega, Y. Himeda and Y. Nishibayashi, *Chem. Lett.*, 2021, **50**, 1356–1358.
- 66 F. Meng, S. Kuriyama, H. Tanaka, A. Egi, K. Yoshizawa and Y. Nishibayashi, *Angew. Chem., Int. Ed.*, 2021, **60**, 13906–13912.
- 67 Y. Ashida, A. Egi, K. Arashiba, H. Tanaka, S. Kuriyama, K. Yoshizawa and Y. Nishibayashi, *Chem.–Eur. J.*, 2022, **28**, e202200557.
- 68 S. Kuriyama, T. Kato, H. Tanaka, A. Konomi, K. Yoshizawa and Y. Nishibayashi, *Bull. Chem. Soc. Jpn.*, 2022, **95**, 683–692.
- 69 S. Kuriyama, S. Wei, T. Kato and Y. Nishibayashi, *Molecules*, 2022, **27**, 2373.
- 70 J. S. Anderson, M. E. Moret and J. C. Peters, *J. Am. Chem. Soc.*, 2013, **135**, 534–537.
- 71 S. E. Creutz and J. C. Peters, *J. Am. Chem. Soc.*, 2014, **136**, 1105–1115.
- 72 J. Rittle and J. C. Peters, *Proc. Nat. Acad. Sci.*, 2013, **110**, 15898–15903.
- 73 J. S. Anderson, G. E. Cutsail III, J. Rittle, B. A. Connor, W. A. Gunderson, L. Zhang, B. M. Hoffman and J. C. Peters, *J. Am. Chem. Soc.*, 2015, **137**, 7803–7809.
- 74 J. Rittle and J. C. Peters, *J. Am. Chem. Soc.*, 2016, **138**, 4243–4248.
- 75 T. J. Del Castillo, N. B. Thompson and J. C. Peters, *J. Am. Chem. Soc.*, 2016, **138**, 5341–5350.
- 76 J. Rittle and J. C. Peters, *Angew. Chem., Int. Ed.*, 2016, **55**, 12262–12265.
- 77 M. J. Chalkley, T. J. Del Castillo, B. D. Matson, J. P. Roddy and J. C. Peters, *ACS Cent. Sci.*, 2017, **3**, 217–223.
- 78 T. M. Buscagan, P. H. Oyala and J. C. Peters, *Angew. Chem., Int. Ed.*, 2017, **56**, 6921–6926.
- 79 M. J. Chalkley and J. C. Peters, *Eur. J. Inorg. Chem.*, 2020, 1353–1357.
- 80 N. B. Thompson, M. T. Green and J. C. Peters, *J. Am. Chem. Soc.*, 2017, **139**, 15312–15315.
- 81 M. J. Chalkley, T. J. Del Castillo, B. D. Matson and J. C. Peters, *J. Am. Chem. Soc.*, 2018, **140**, 6122–6129.
- 82 D. J. Schild and J. C. Peters, *ACS Catal.*, 2019, **9**, 4286–4295.
- 83 N. B. Thompson, P. H. Oyala, H. T. Dong, M. J. Chalkley, J. Zhao, E. E. Alp, M. Hu, N. Lehnert and J. C. Peters, *Inorg. Chem.*, 2019, **58**, 3535–3549.
- 84 J. Fajardo Jr and J. C. Peters, *Inorg. Chem.*, 2021, **60**, 1220–1227.
- 85 (a) P. G. Barros, J. Derosa, M. J. Chalkley and J. C. Peters, *Nature*, 2022, **609**, 71–76; (b) L. Merakeb and M. Robert, *Curr. Opin. Electrochem.*, 2021, **29**, 100834.
- 86 C. M. Johansen, E. A. Boyd and J. C. Peters, *ChemRxiv*, 2022, preprint, DOI: [10.26434/chemrxiv-2022-sn16v](https://doi.org/10.26434/chemrxiv-2022-sn16v).
- 87 I. Pappas and P. J. Chirik, *J. Am. Chem. Soc.*, 2015, **137**, 3498–3501.
- 88 I. Pappas and P. J. Chirik, *J. Am. Chem. Soc.*, 2016, **138**, 13379–13389.
- 89 G. W. Margulieux, M. J. Bezdek, Z. R. Turner and P. J. Chirik, *J. Am. Chem. Soc.*, 2017, **139**, 6110–6113.
- 90 F. Loose, D. Wang, L. Tian, G. D. Scholes, R. R. Knowles and P. J. Chirik, *Chem. Commun.*, 2019, **55**, 5595–5598.
- 91 S. Kim, H. Zhong, Y. Park, F. Loose and P. J. Chirik, *J. Am. Chem. Soc.*, 2020, **142**, 9518–9524.

