

Cite this: *Chem. Sci.*, 2019, 10, 1904

All publication charges for this article have been paid for by the Royal Society of Chemistry

Doping strategies for small molecule organic hole-transport materials: impacts on perovskite solar cell performance and stability

Tracy H. Schloemer,^{ID}^a Jeffrey A. Christians,^{ID}^{cd} Joseph M. Luther^{ID}^c and Alan Sellinger^{ID}^{*abc}

Hybrid organic/inorganic perovskite solar cells (PSCs) have dramatically changed the landscape of the solar research community over the past decade, but >25 year stability is likely required if they are to make the same impact in commercial photovoltaics and power generation more broadly. While every layer of a PSC has been shown to impact its durability in power output, the hole-transport layer (HTL) is critical for several reasons: (1) it is in direct contact with the perovskite layer, (2) it often contains mobile ions, like Li⁺ – which in this case are hygroscopic, and (3) it usually has the lowest thermal stability of all layers in the stack. Therefore, HTL engineering is one method with a high return on investment for PSC stability and lifetime. Research has progressed in understanding design rules for small organic molecule hole-transport materials, yet, when implemented into devices, the same dopants, bis(trifluoromethane)sulfonimide lithium salt (LiTFSI) and tris(2-(1H-pyrazol-1-yl)-4-tert-butylpyridine)cobalt(III) tri[bis(trifluoromethane)sulfonimide] (FK209), are nearly always required for improved charge-transport properties (e.g., increased hole mobility and conductivity). The dopants are notable because they too have been shown to negatively impact PSC stability and lifetime. In response, new research has targeted alternative dopants to bypass these negative effects and provide greater functionality. In this review, we focus on dopant fundamentals, alternative doping strategies for organic small molecule HTL in PSC, and imminent research needs with regard to dopant development for the realization of reliable, long-lasting electricity generation via PSCs.

Received 27th November 2018
Accepted 15th January 2019

DOI: 10.1039/c8sc05284k

rsc.li/chemical-science

^aDepartment of Chemistry, Colorado School of Mines, Golden, CO, USA. E-mail: aselli@mines.edu


^bMaterials Science Program, Colorado School of Mines, Golden, CO, USA

^cNational Renewable Energy Laboratory, Chemistry and Nanoscience Center, Golden, CO, USA

^dHope College, Holland, MI, USA



Tracy H. Schloemer earned her B.S. in Chemistry in 2009 and a M.A. in Educational Studies in 2010 from the University of Michigan, Ann Arbor. She taught high school chemistry in Denver, Colorado before returning to graduate school in 2016. She is currently a Ph.D. candidate in Dr Sellinger's group, where her research focuses on charge-transport material development for the realization of highly stable and efficient perovskite solar cells.



Jeffrey A. Christians was an EERE postdoctoral fellow at the National Renewable Energy Laboratory (NREL) where he has participated in an array of halide perovskite research, much of which has been focused on the questions of stability. Jeff received his Ph.D. in Chemical and Biomolecular Engineering from the University of Notre Dame in 2015. He is currently an Assistant Professor of Engineering at Hope College in Holland, Michigan.



1. Introduction

1.1 Perovskite solar cells

With global energy demand projected to grow nearly 50% by 2040,¹ it is imperative to divest from traditional greenhouse gas-based power production toward renewable energy sources such as solar. Perovskite solar cells (PSCs) represent the type of breakthrough solar technology to make solar cells and clean energy more ubiquitous. Hybrid organic/inorganic PSCs utilize an ABX₃ perovskite crystal structure active layer, typically prepared from methylammonium (MA), formamidinium (FA), and/or cesium cations, lead and/or tin, and halide(s). The result is a highly absorbing semiconductor material with excellent semiconducting properties, such as high absorption coefficient, high carrier mobility and lifetime, and long carrier diffusion length.^{2–5} Common device architectures and device operation are summarized in Fig. 1. Briefly, since halide perovskites are relatively high dielectric materials, free electrons and holes, rather than bound excitons, are generated in the active layer as light is irradiated on the solar cell.⁶ The electrons flow through the electron transport layer (ETL) towards the anode, while holes migrate towards the cathode through the hole transport layer (HTL). The energetics and mobilities of each layer must be highly aligned and balanced to minimize charge accumulation

and prevent recombination of positive charge carriers, or holes, and electrons. For instance, the HTL provides a pathway for both: hole conduction and electron blocking, which results in reduced recombination and increased fill factor (FF) and power conversion efficiency (PCE).^{7,8} Through extensive work in the latter half of the past decade,^{9–13} PSC efficiencies now rival commercial photovoltaic materials,^{14–16} despite the fact that they are processed from solution.

Nevertheless, to realize commercialization, a number of barriers must be addressed that address the full lifecycle of this technology (*e.g.*, improving module efficiency, stability and lifetime, and disposal of lead and other heavy metals, *etc.*).¹⁷ For the purposes of this text, stability will be defined as a change in PCE over time with respect to specific set of conditions, while lifetime considers not only stability but also the total length of power generation.^{17,18} While tremendous gains have been made in a number of areas,^{19–24} since the HTL is generally on top of the perovskite layer it acts as a first line of defense to protect perovskite structural integrity and therefore HTL engineering has a tremendous impact on PSC stability and lifetime.

1.2 Hole-transport materials

The first breakthrough in PSC technology was the application of an amorphous solid state hole transport layer^{25,26} to replace



Joseph M. Luther is a senior staff scientist in the Chemical Materials and Nanoscience team at the National Renewable Energy Laboratory. He has held this position since 2009 and leads efforts on solution-processed PV technologies including metal halide perovskites and perovskite nanocrystals. He previously was a postdoctoral researcher at Lawrence Berkeley National Laboratory and the University of

California at Berkeley and received in Ph.D. in Physics from Colorado School of Mines.



Dr. Alan Sellinger received his B.S. in Chemistry from Eastern Michigan University in 1989. After 2 years as a Research Associate at Gelman Sciences, Inc., he obtained his Ph.D. degree in 1997 from the University of Michigan in Macromolecular Science & Engineering under the guidance of Prof. Richard M. Laine. He then moved to Sandia National Laboratories in Albuquerque,

*NM for postdoctoral work with Prof. C. Jeffrey Brinker. From 1998 to 2003, he worked as a Research Scientist in the industrial R&D laboratories of Canon Research Center Americas, Palo Alto, CA and Opsys US Corporation, Fremont, CA. From 2003–2008, he held the position of Senior Scientist at the Institute of Materials Research and Engineering (IMRE), under the Agency for Science, Technology and Research (A*STAR), Republic of Singapore. He then moved to Stanford University from 2008–2012 as both Consulting Associate Professor in Materials Science & Engineering, and Executive Director of the Center for Advanced Molecular Photovoltaics (CAMP). Since 2012 he has been Associate Professor of Chemistry/Materials Science at the Colorado School of Mines and Senior Scientist at the National Renewable Energy Lab (NREL). His research interests are in the synthesis of new hybrid materials for application in light emitting diodes (OLED), photovoltaics (PV), thin film transistors (OTFT), and scintillation (radiation detection).*



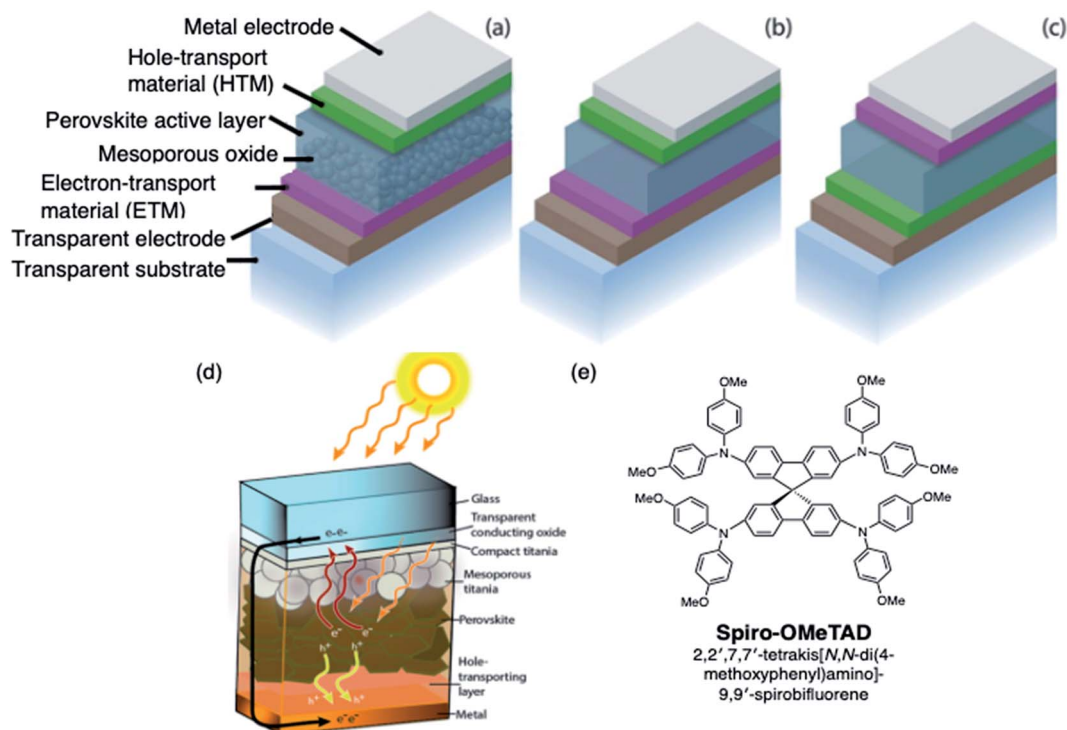


Fig. 1 Schematic representation of different PVSC device architectures with the (a) mesoporous n-i-p configuration, (b) planar n-i-p configuration, and (c) planar-inverted (p-i-n) device stacks. Reprinted with permission from ref. 11. Copyright 2015 John Wiley and Sons. (d) Schematic diagram of a typical perovskite solar cell with the perovskite layer embedded between low and high workfunction layers. Reprinted with permission from ref. 6. Copyright 2017 American Chemical Society. (e) Chemical structure of spiro-OMeTAD.

iodide liquid electrolyte used in the earliest reports.²⁷ With the application of the spiro-OMeTAD (2,2',7,7'-tetrakis[N,N-di(4-methoxyphenyl)amino]-9,9'-spirobifluorene, Fig. 1) layer, the performance skyrocketed beyond 10% to the present day record of 23.3%.¹⁴ The doped spiro-OMeTAD layer is not given enough credit in the development of this technology: without this easy-to-process layer, perovskite solar cells may have never attracted so much attention.

A unique challenge in hybrid organic/inorganic PSCs is that the perovskite cannot withstand harsh processing upon deposition of a subsequent layer. For example, a number of inorganic materials²⁸ (e.g., copper iodide, nickel oxide, copper oxide) have been explored as replacement HTLs for PSC, and such materials could offer improved stability, but often require incompatible or high processing temperature, making oxide-based HTLs desirable only for devices with p-i-n architecture (which implies substrate/HTL/perovskite/ETL) and thus they are typically not processed on top of the fragile perovskite film.^{29–32} Inorganic copper thiocyanate, CuSCN,³³ is one such HTL that can be used in the n-i-p (substrate/ETL/perovskite/HTL) architecture, but there are still fabrication challenges: performance is dependent upon a multi-step dynamic deposition on the perovskite film for good surface coverage and crystallization with minimal perovskite dissolution. Aside from specific cases, the greater majority of perovskite solar cell research, and especially record efficiency,^{14,34} has relied on an organic-based HTL PSC designs.

Organic polymers have been shown to be effective HTLs, like poly[bis(4-phenyl)(2,4,6-trimethylphenyl)amine] (PTAA), poly(3,4-ethylenedioxythiophene) polystyrene sulfonate (PEDOT:PSS), or poly(3-hexylthiophene) (P3HT), due to their relatively high intrinsic conductivities and mobilities.^{19,35–40} Organic polymers are solution-processable and demonstrate decent thermal stability and hydrophobicity (with the exception of PEDOT:PSS, which has been shown to be hydrophilic^{39,41}), and a number of recent reports highlight progress with polymeric HTLs for stable PSCs.^{13,24,39,42–53} Batch-to-batch molecular weight variation can alter thermal, morphological, and optoelectronic properties and subsequent PSC performance.⁵⁴ Maintaining batch-to-batch molecular weight consistency can significantly drive up cost,⁵⁵ which may reduce the feasibility for integration into a price-competitive commercial product. For further discussion, we refer readers to discussions in ref. 39, 47, 48 and 50.

Small molecule-based HTLs, rather than organic polymers, are versatile with respect to property tuning (e.g., energetic tuning, hydrophobicity, film morphology, etc.) and demonstrate high batch-to-batch consistency in not only synthesis and purification but device fabrication, as organic small molecule (OSM) HTLs are typically amorphous. The HTL nominally consists of not only the HTM but also a number of additives, and is the focus of this review. In the context of this review, HTL refers to the films of HTMs which also contain additives and dopants.



As mentioned above, spiro-OMeTAD (Fig. 1) is the most commonly used OSM HTM for PSCs, and was originally developed for solid-state dye-sensitized solar cells.⁵⁶ While useful for fundamental research,⁵⁷ the synthetic costs, poor thermal stability, and low intrinsic conductivity and mobility make it unsuitable for commercialization. Researchers world-wide have been exploring lower cost and more efficient alternatives, although improving beyond the performance of spiro-OMeTAD has proven challenging.^{7,8,44,47,48,50,52,53,57–68}

OSM HTMs (Fig. 2) can be synthesized inexpensively and designed to possess most of the desirable properties, but unlike polymeric HTMs, the majority of new small molecule HTMs still require dopants to increase the low intrinsic conductivity and mobility. These dopants often contain hygroscopic and/or mobile ions, like Li⁺, and significantly decreases PSC stability with and without encapsulation (*vide infra*). Therefore, there remains an excellent opportunity to develop dopants which accomplish the goal of improving the HTL conductivity for efficient hole extraction, but offer improved hydrophilic properties, thermal stability, synthetic ease, etc.

Among the groups utilizing OSM HTLs, there have been two clear research avenues: dopant-free (*i.e.*, design a small molecule with sufficient conductivity/hole mobility without dopant^{49,69–91}) and specialized dopant design research for improving HTLs with intrinsically poor conductivity/hole mobility. Because device efficiencies are generally higher with a doped HTL, as record device efficiencies have been achieved with a doped HTL,^{14,34} this review focuses upon the latter approach – alternative dopants for small molecule organic HTLs used in standard (n–i–p) device architecture PSCs. After discussing general dopant principles, alternative chemical dopants (ionic liquids, metal-based salts, oxidized radical cation salts, TCNQ derivatives) and relationship to PSC performance/stability will be discussed. A summary of reported PSC performance metrics are compiled chronologically in Table 1. We conclude with imminent research needs for HTL dopants for highly efficient and stable PSCs.

2. Organic small-molecule doping principles and common practice

2.1 Doping in small-molecules

A dopant is an impurity added to a bulk matrix (in this case a film of “pristine” organic small molecules) to alter its semiconductor properties.⁹² However, unlike in inorganic systems, the doping process in organic systems typically corresponds to chemical oxidation (specifically in p-type doping), and charge transport involves redox reactions.⁹³ Fig. 3 highlights a proposed mechanism for charge hopping in p-doped organic thin films.^{94,95} The singly occupied molecular orbital (SOMO) of the dopant (oxidized spiro-OMeTAD) is slightly deeper (lower in energy) than that of an electron in the HOMO of the pristine material; thus, there is a thermodynamic driver for integer charge hopping from pristine to dopant. In essence, when the dopant is reduced, it becomes chemically identical to the bulk matrix, and the pristine molecule becomes chemically identical

to the dopant. This process repeats across the thin film as holes are accepted from the adjacent perovskite layer. For more detail on charge-transport mechanisms in organic systems, please refer to the discussions in Walzer, *et al.*⁹⁵ and Lüssem, *et al.*⁹²

Conductivity typically increases by multiple orders of magnitude as a function of dopant concentration as trap states are filled by the dopant, and then plateaus or decreases at higher dopant concentrations (Fig. 3). Dopant addition shifts the HTL Fermi level (E_F) closer to the HOMO level of the pristine matrix,⁹⁷ and the observed HOMO level of the HTL film to become slightly deeper (depending on doping concentration, ~100–200 meV).⁹⁸ Note that observed conductivity, mobility, and energy level shifts are dependent upon processing conditions (solution, vacuum), as morphology and impurity concentrations vary with each technique.⁹⁹ Overall, the combination of increased conductivity, mobility, and energetic alignment are key for current matching among the HTL and perovskite during device operation. In turn, this allows for improved hole injection into the perovskite and reduced recombination at the interface, and are key screening tools for dopant assessment. Moreover, HTL series resistance decreases concomitant with an increase in conductivity due to doping¹⁰⁰ which, in solar cells, leads to improved charge extraction and higher fill factor (FF).

2.2 Doping in PSC HTLs

During conventional PSC fabrication, a solution of the pristine HTM material is doped *in situ*, and immediately spin-coated on top of the perovskite.¹⁰¹ The most widely used dopants for solution-based PSC fabrication, shown in Fig. 4, are lithium-based (*i.e.*, LiTFSI – bis(trifluoromethane)sulfonimide lithium salt) and cobalt-based dopants (*i.e.*, tris(2-(1*H*-pyrazol-1-yl)-4-*tert*-butylpyridine)cobalt(III) tri[bis(trifluoromethane)sulfonimide] (FK209)), or a mixture of the two,¹⁰² along with 4-*tert*-butyl pyridine (*t*BP).

For simplicity, the reactions involved in the doping process will be discussed with respect to spiro-OMeTAD as most studies investigate this system; however, it should be noted that many other HTL systems not based on spiro-OMeTAD utilize some or all of these standard dopants/additives. According to Abate *et al.*⁹⁶ the pristine spiro-OMeTAD reacts with O₂ to generate a weakly bound complex⁹⁹ (Scheme 1) in the presence of light or heat after the thin film is exposed to air. However, the TFSI[−] anion traps/stabilizes the radical cation, and the remaining metal cation (*e.g.*, Li⁺, Co³⁺) forms an oxide complex. Wang *et al.*¹⁰³ further suggest a spectral-dependence of radical cation generation; specifically, in the presence of >450 nm light, radical cation generation can be initiated by the perovskite (Scheme 1). The film is considered to be p-doped once a critical concentration of radical cations is trapped. A non-trivial consequence of this *in situ* protocol is that it is challenging, if not impossible, to control how much oxidized HTM is trapped. With regard to nomenclature, in the broader literature, LiTFSI and FK209 are regarded as dopants. We will continue to refer to the radical cation-generating additives as dopants throughout this text. However, it is the radical cation species, and not the “dopant” (*i.e.*, LiTFSI, FK209), that is responsible for the improved HTL properties and ultimately dopes the HTL.



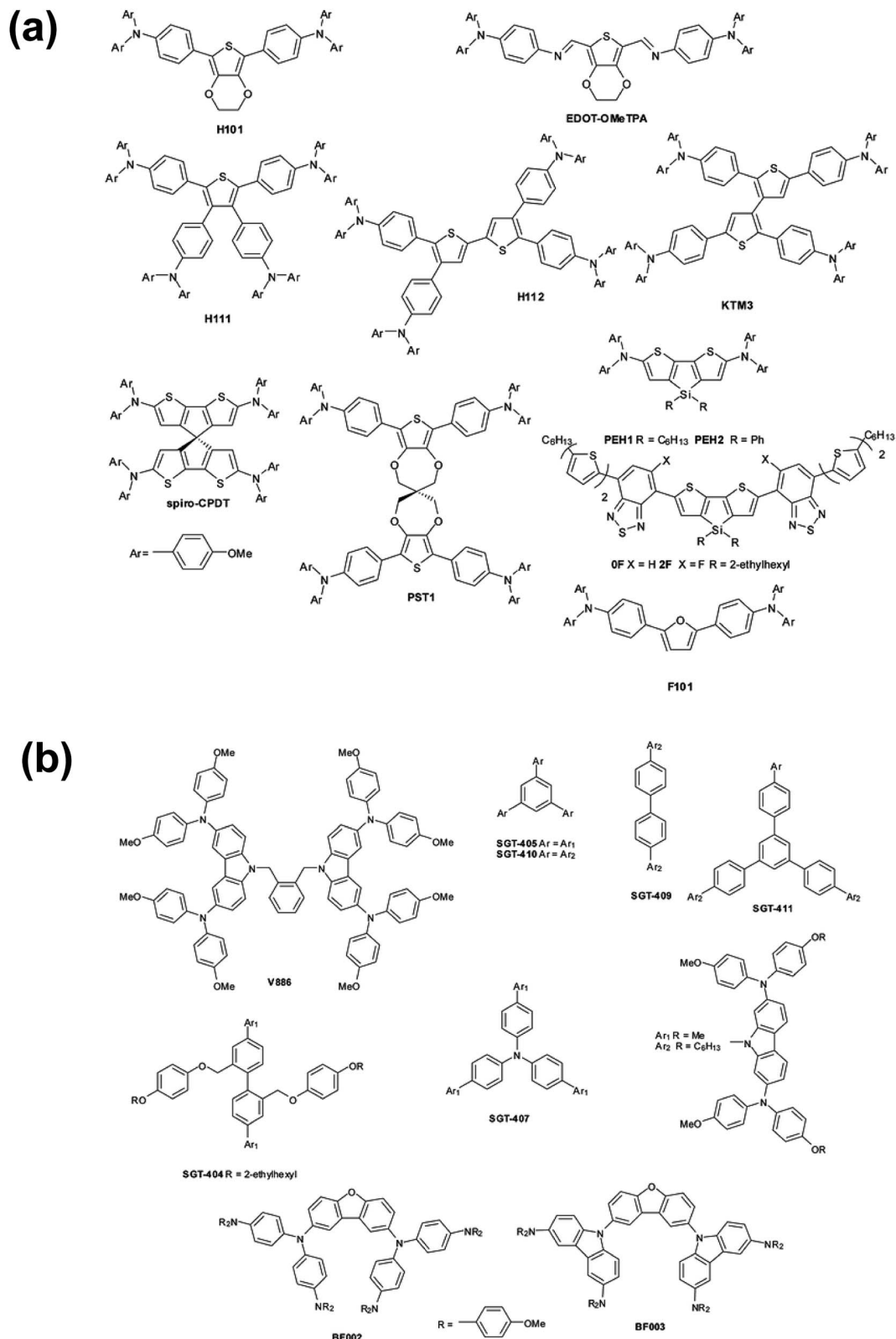


Fig. 2 (a) Thiophene and furan-based HTMs, (b) dendrimer-like HTMs. Reproduced from ref. 48 with permission from The Royal Society of Chemistry.

While doping of spiro-OMeTAD is largely dependent on ambient conditions, this conventional doping scheme is effective for decreasing HTL resistance. Compared to spiro-OMeTAD

films which are undoped, the mobility¹⁰⁴ and conductivity¹⁰² of doped spiro-OMeTAD films can be typically increased by at least an order of magnitude. Even though the charge-transport of



Table 1 Device performance with alternative HTL dopants as compared to reported control(s) outlined chronologically

Entry	Year	HTM	Dopant	Active layer/ETL	Fabrication method	J_{sc} (mA cm ⁻²)	V_{oc} (V)	FF (%)	PCE (%)	Stability assessment	Ref.
1	2013	Spiro-OMeTAD	HTFSI	MAPbI _{3-x} Cl _x /c-TiO ₂	Solution	18.32	1.08	0.60	11.87	X	129
		Spiro-OMeTAD	LiTFSI + tBP			18.29	1.06	0.56	10.86	X	
2	2014	Spiro-OMeTAD	BuPyIm-TFSI	MAPbI _{3-x} Cl _x /m-TiO ₂ /c-TiO ₂	Solution	16.26 ± 0.30	0.87 ± 0.04	0.56 ± 0.03	7.91 ± 0.30	X	133
		Spiro-OMeTAD	LiTFSI + tBP			15.56 ± 0.50	0.91 ± 0.05	0.57 ± 0.05	8.16 ± 0.25	X	
3	2014	Spiro-OMeTAD	Spiro(TFSI) ₂ + tBP	MAPbI ₃ (m-TiO ₂)/c-TiO ₂	Solution – N ₂ atmosphere, devices never exposed to air before testing	11.69	0.89	57	5.93	~98% PCE retained (after air exposure and return to N ₂ atmosphere over 10 min illumination)	98
		Spiro-OMeTAD	LiTFSI + tBP	MAPbI ₃ (m-TiO ₂)/c-TiO ₂	Solution – N ₂ atmosphere, devices never exposed to air before testing	0.00217	0.99	37	0.000582	<90% PCE retained	
4	2014	Spiro-OMeTAD	AgTFSI + tBP	MAPbI _{3-x} Cl _x /Al ₂ O ₃ /c-TiO ₂	Solution	19.0 ± 2.21	0.90 ± 0.02	57 ± 6	11.2 ± 0.8	Improved stability with DSSC over 161 120 days; not reported for perovskite devices	161
		Spiro-OMeTAD	LiTFSI + tBP			18.2 ± 1.93	0.90 ± 0.02	48 ± 7	9.2 ± 0.9	96% PCE retained (3 months, ambient atmosphere, dark)	153
5	2014	Spiro-OMeTAD	IrCp*Cl(PyPyz)[TFSI] + LiTFSI + tBP	MAPbI _{3-x} Cl _x /b-TiO ₂	Solution	15.90	1.064	64	10.8	~77% PCE retained	147
		<i>po</i> -Spiro	LiTFSI + tBP			15.29	1.000	60	9.20	X	
		<i>po</i> -Spiro	CuPC 4.8 wt%	(FAPbI ₃) _{0.85} (MAPbBr ₃) _{0.15} /mp-TiO ₂ /b-TiO ₂	Solution	22.3	1.11	74.7	18.5	X	
		Spiro-OMeTAD	LiTFSI + FK209 + tBP	MAPbI _{3-x} Cl _x /c-TiO ₂	Vacuum (fresh in air)	22.4	1.09	71.85	17.5	X	169
		Spiro-OMeTAD	F4-TCNQ/pristine spiro-OMeTAD/DMC			17.8	0.706	37.9	4.8	Steady PCE from 500–800 h, efficiency doubled as it aged in air (800 h, dark; measurement taken after 40 s under open circuit condition)	
		Spiro-OMeTAD	LiTFSI + tBP	MAPbI _{3-x} Cl _x /c-TiO ₂	Solution	23.1	0.967	60.3	13.5	~50% PCE retained	132
8		5,5'-Bi[4-trimethylstannyl-N,N-di(4-methoxyphenyl)-aniline]-3,3'-diphenylsilylene-2,2'-bithiophene (PEH-2)	HTFSI + FK209 + tBP	MAPbI ₃ (mp-TiO ₂)/c-TiO ₂	Solution (fresh in air)	19.4	0.97	72	13.5	65% maximum power output retained after 800 h (argon atmosphere, 45 °C, devices kept at maximum power point under 100 mW cm ⁻² light intensity with no light emission under 400 nm; 200–800 hours under light and inert gas conditions, but not always under applied bias voltage)	
		Spiro-OMeTAD	HTFSI + FK209 + tBP			19.4	1.02	76	15.2	45% maximum power output retained after 800 h	148
9	2016	Spiro-OMeTAD	CuSCN	MAPbI _{3-x} Cl _x /c-TiO ₂	Solution	22.01	1.06	77	18.02	~80% PCE retained (unencapsulated, dark, in atmosphere, at room temperature, and the humidity in the range of 25–30%, 200 h)	
		Spiro-OMeTAD	LiTFSI + tBP			20.12	1.06	69	14.82	~35% PCE retained	



Table 1 (Contd.)

Entry	Year	HTM	Dopant	Active layer/ETL	Fabrication method	J_{sc} (mA cm ⁻²)	V_{oc} (V)	FF (%)	PCE (%)	Stability assessment	Ref.
10	2016	EH44 Spiro-OMeTAD	EH44-ox + tBP Spiro-TFSI + tBP	MAPbI _{3-x} Cl _x /Al ₂ O ₃ /c-TiO ₂	Solution	18.6 18.1	0.94 0.89	60 56	10.2 10.3	X X	164
11	2016	Spiro-OMeTAD	F4TCNQ interlayer; LiTFSI/tBP-doped Spiro-OMeTAD	MAPbI ₃ /c-TiO ₂	Solution (fresh)	20.3 ± 0.8	1.06 ± 0.01	75.4 ± 2.7	16.4 ± 1.0	>60% PCE retained (ambient air dark storage, unencapsulated, 50– 70% humidity, 960 h)	173
12	2016	Spiro-OMeTAD	LiTFSI + tBP F4TCNQ + LiTFSI	MAPbI _{3-x} Cl _x /c-TiO ₂	Solution (fresh) Solution	19.4 ± 0.9 18.72	1.04 ± 0.03 0.946	69.9 ± 2.8 56.82	14.3 ± 0.9 10.59	40% PCE retained ~55% PCE retained (ambient air; 40–50% humidity)	172
13	2016	VNPB	LiTFSI + tBP MoO ₃ on top of cross- linked VNPB	MAPbI _{3-x} Cl _x /c-TiO ₂ MAPbI ₃ /PCBM/c-TiO ₂	Solution	19.70 18.6 ± 0.4	0.974 1.08 ± 0.02	64.86 76/71 ± 2.1 (forward/ reverse)	12.66 15.1 ± 0.6	~10% PCE retained 95% PCE retained after 1 h at 100 °C on hot plate under N ₂ , encapsulated	175
14	2017	Spiro-OMeTAD	LiTFSI + tBP H ₂ PO ₄ + LiTFSI + FK209 + tBP	FA _{0.85} CS _{0.15} PbI ₃ /c-TiO ₂	Solution	18.3 ± 0.4 21.88	1.06 ± 0.02 1.06	73/64 ± 3.0 0.76	14.0 ± 0.7 17.6	<70% PCE retained ~85% PCE retained (shelf-life)	136
15	2017	Spiro-OMeTAD	LiTFSI + FK209 + tBP	MAPPbI ₃ /m-TiO ₂ /c-TiO ₂	Solution	21.61	1.02	0.69	15.2	~85% PCE retained (shelf-life)	137
16	2017	Spiro-OMeTAD	BCF + LiTFSI + tBP LiTFSI + FK209 + tBP Mo(tfd-COCF ₃) ₃	FA _{0.85} MA _{0.15} Pb(I _{0.85} Br _{0.15}) ₃ / PC ₆₀ BM/SnO ₂	Solution	20.30 19.18 21.6 ± 0.5	1.02 0.99 1.023 ± 0.040	0.70 0.69 70 ± 5	13.93 11.73 15.5 ± 1.5	X X (unencapsulated, dark, 85 °C, 30– 40% rh, 500 h)	140
17	2017	Spiro-OMeTAD	Mo(tfd-CO ₂ Me) ₃ LiTFSI + FK209 + tBP Cu(bpcm) ₂	(FAPbI ₃) _{0.85} (MAPbBr _{0.15}) ₃ / TiO ₂	Solution	21.5 ± 0.4 21.8 ± 0.3 23.5 ± 0.22	1.039 ± 0.041 1.121 ± 0.024 1.09 ± 0.010	69 ± 5 67 ± 3 70.2 ± 1.20	15.4 ± 1.4 16.4 ± 0.9 17.9 ± 0.31	~70% PCE retained at SPO ~50% PCE retained at SPO ~75% PCE retained (stability of PSCs under ambient conditions (humidity 30–40% and temperature 20–25 °C, devices were kept in dark condition after test, 20 days)	149
18	2017	Spiro-OMeTAD	FK209 + tBP F6TCNNQ	MAPbI ₃ /C ₆₀ /N ⁻ ,N ⁻ -bis(tri- <i>p</i> - tolylphosphoranylidene)- benzene-1,4-diamine (PhIm)	Vacuum	22.2 ± 0.88 20.28	1.04 ± 0.036 1.115	60.6 ± 3.12 79.8	14.0 ± 0.78 18.0	~75% PCE retained (constant illumination, ~40 °C, unencapsulated, N ₂ atmosphere)	171
19	2017	Spiro-OMeTAD	Benzoyl peroxide + LiTFSI + tBP	MAPbI ₃ /m-TiO ₂ /c-TiO ₂	Solution	23.5 ± 0.1	0.993 ± 0.012	72 ± 2	16.79 ± 0.6	~90% PCE retained (loss of 9.2% FF) (N ₂ atmosphere, 30 days)	154
20	2017	Spiro-OMeTAD	LiTFSI + tBP LiTFSI + tBP	MAPbI ₃ /m-TiO ₂ /c-TiO ₂	Solution	21.8 ± 0.2 20.27	0.952 ± 0.050 0.95	65 ± 2 66	13.49 ± 0.9 13.08	~70% PCE retained (loss of 24.3% FF)	178
21	2017	X44	H ₄ PMo ₁₁ V-nH ₂ O + LiTFSI + tBP TFSI ⁻ incorporated into X44 salt	FA _{0.85} MA _{0.15} Pb(I _{0.85} Br _{0.15}) ₃ / m-TiO ₂ /bI-TiO ₂	Solution	18.23 21.04	0.98 1.08	61 67	10.74 15.2	X ~100% PCE retained – FF increased over time (<20% humidity, dark, unencapsulated, 15 days)	174
		Spiro-OMeTAD	None			18.39	1.08	38	7.5	~95% PCE retained (<20% humidity, dark, unencapsulated, 15 days)	





Table 1 (Contd.)

Entry	Year	HTM	Dopant	Active layer/ETL	Fabrication method	J_{sc} (mA cm ⁻²)	V_{oc} (V)	FF (%)	PCE (%)	Stability assessment	Ref.
22	2018	EH44	EH44-ox + tBP	(FA _{0.76} MA _{0.21} CS _{0.03}) _{0.67} -Pb(I _{0.83} Br _{0.11}) _{2.56} /SnO ₂	Solution	22.35	1.088	67.9	16.52	88% avg PCE retained (1000 hours, 30 °C, 10–20% relative humidity, constant illumination, 510 Ω static load)	126
23	2018	Spiro-OMeTAD	FeCl ₃ + LiTFSI + tBP FK209 + LiTFSI + tBP	CS ₄ (MA _{0.17} FA _{0.83}) _(1-x) ⁻ Pb(I _{0.83} Br _{0.17}) ₃ /mp-TiO ₂ / c-TiO ₂	Solution	21.14 ± 0.42 20.57 ± 0.48	1.11 ± 0.01 1.10 ± 0.01	73.4 ± 1.1 71.8 ± 1.0	17.2 ± 0.7 16.2 ± 0.6	X X	155
24	2018	Spiro-OMeTAD	Fe(tfb) (5 mol%) + LiTFSI + tBP	CsFAMARb “quadruple cation”/SnO ₂	Solution (perovskite), atomic layer deposited SnO ₂	21.7	1.20	74	19.2	X	156
25	2018	Spiro-OMeTAD	FK209 + LiTFSI + tBP	(FAPbI ₃) _{0.85} (MAPPbI ₃) _{0.35} /C ₆₀	Solution	22.0	1.14	77	19.3	X	157
26	2018	Spiro-OMeTAD	Li+@C60 + tBP	(FAPbI ₃) _{0.85} (MAPPbI ₃) _{0.35} /C ₆₀	Solution	22.2 23.90	1.11 1.15	75 78.4	18.5 21.52	Devices functioned for ~500 h, unencapsulated, ambient conditions, constant illumination Devices functioned for ~20 hours 100% PCE retained at 25 °C, 79% PCE retained at 50 °C (maximum power point, N ₂ atmosphere, 600 h)	150
27	2018	Spiro-OMeTAD	LiTFSI + tBP BMPyTFSI (7.8 mol%)	triple cation/ mp-TiO ₂ /cp-TiO ₂	Solution	23.71	1.10	74.7	19.48	80% PCE retained at 25 °C, 45% PCE retained at 50 °C	135
28	2018	Spiro-OMeTAD	LiTFSI + FK209 + tBP JQ1 (9 mol%) + LiTFSI + tBP	(FAPbI ₃) _{0.85} (MAPbBr ₃) _{0.35} / mp-TiO ₂ /cp-TiO ₂	Solution	21.17	1.020	65.12	14.06	Up to 80% PCE retained over 200 days (ambient atmosphere, 50% relative humidity, unencapsulated, stored in dark)	152
	2018	Spiro-OMeTAD	LiTFSI + FK209 + tBP JQ3 (10 mol%) + LiTFSI + tBP	Rb _{0.05} CS _{0.05} FA _{0.8} MA _{0.1} - Pb(I _{0.85} Br _{0.15}) ₃ / mp-TiO ₂ /cp-TiO ₂	Solution	21.37 22.8 ± 0.3	0.950 1.120 ± 0.006	73.45 75 ± 1	14.96 19.3 ± 0.2	<50% PCE retained X	152
	2018	Spiro-OMeTAD	JQ3 (10 mol%) + LiTFSI + tBP	mp-TiO ₂ /cp-TiO ₂	Solution	21.8 ± 0.3	1.020 ± 0.005	66 ± 3	15.5 ± 0.5	~50% PCE retained over 1 week (~175 h, ambient conditions, 50% relative humidity, 25 °C, dark) ~94% PCE retained	
	2018	Spiro-OMeTAD	LiTFSI + FK209 (3 mol%) + tBP	Pb(I _{0.85} Br _{0.15}) ₃ /mp-TiO ₂ /cp-TiO ₂	Solution	22.0 ± 0.5	1.090 ± 0.010	74 ± 2	18.0 ± 0.3	X	

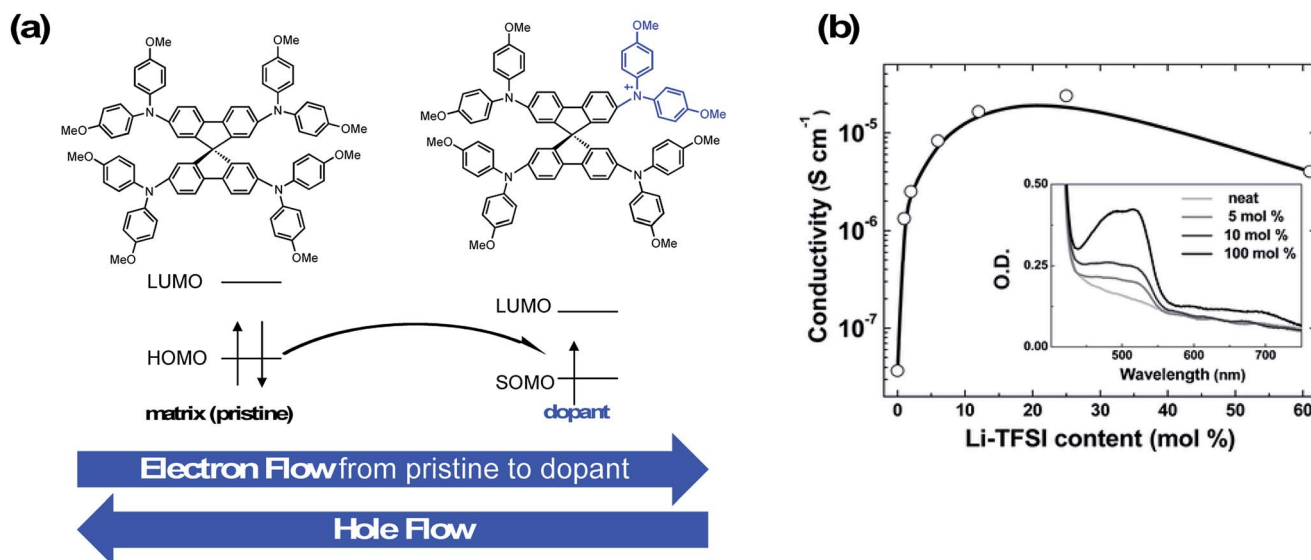


Fig. 3 (a) Integer charge-transport mechanism with molecular p-type dopant. Adapted with permission from ref. 95. Copyright 2007 American Chemical Society. (b) Effective spiro-OMeTAD conductivity and UV-Vis absorption spectra (inset) as function of the Li-TFSI content. These films were left for 78 hours in air before measurement. The solid-line is simply to aid the eye. Reproduced from ref. 96 with permission from the PCCP Owner Societies.

spiro-OMeTAD is poor when compared to inorganic semiconductor materials, the thin nature of the HTL films in general still allows for the attainment of PV devices with FF > 80% – especially when doping with both LiTFSI and FK209.¹⁰² Nevertheless, the low hole mobility of spiro-OMeTAD does appear to limit device FF to some degree.^{29,105,106} This offers an opening for alternative HTL materials to prove advantageous as there is still significant room for PSCs in FF improvement as the maximum FF under the Shockley-Queisser limit framework is ~90% for band gaps between 1.5–1.6 eV.^{106,107}

In addition to LiTFSI and FK209, 4-*tert*-butylpyridine (*t*BP) is a near-ubiquitous additive with chemical oxidants, yet it is unclear as to whether *t*BP imparts purely electronic or morphological benefits to the HTL. The main role of *t*BP is to prevent phase segregation of LiTFSI and spiro-OMeTAD, resulting in a homogeneous HTL.¹⁰⁸ Recently, cation- π interactions between *t*BP and Li⁺ ions were uncovered,¹⁰⁹ which corroborates what is observed in practice: LiTFSI solubility can be modulated in the presence of *t*BP. Pinholes in HTL films

have been shown to be related to the presence of small amounts of secondary solvents (*e.g.*, water, 2-methyl-2-butene, or amylene).¹¹⁰ Generally speaking, with *t*BP, HTL films show reduced pinhole formation (Fig. 5).¹¹¹ With regard to electronic benefits to the HTL, *t*BP has been shown to suppress charge-recombination,¹¹² and there is evidence that its addition makes the perovskite/HTL interface more hole-selective.¹¹³ To understand this effect, Habisreutinger *et al.* propose *t*BP is protonated by methylammonium (from the active layer), resulting in a slight negative charge at the perovskite interface and increased hole attraction from resulting energetic band bending (Fig. 5).¹¹³ In reality, *t*BP is likely involved in multiple processes.

Generally, dopants like LiTFSI and FK209 negatively impact PSC properties over time. While oxygen allows for radical cation generation upon LiTFSI addition to HTM, it is well known oxygen exposure is detrimental to perovskite active layer (PAL) stability.^{114,115} With LiTFSI, there are a number of reported phase-segregation challenges:^{116,117} for instance, LiTFSI can migrate to the Au-HTL interface *via* film pinholes (Fig. 6). Li⁺ ions can

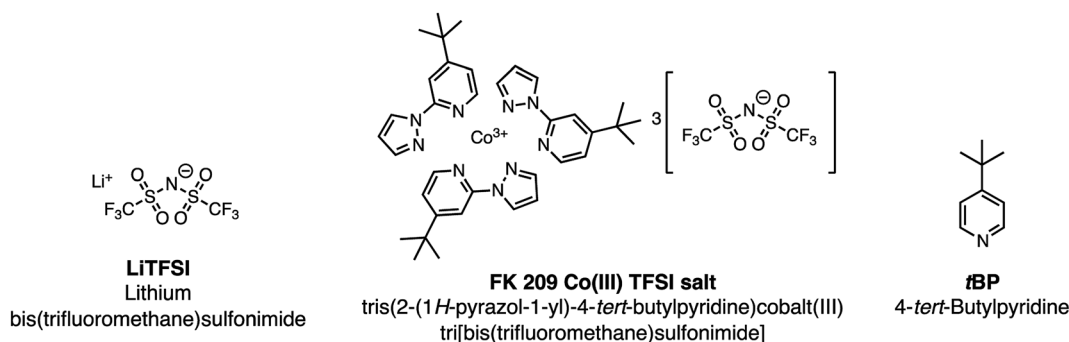
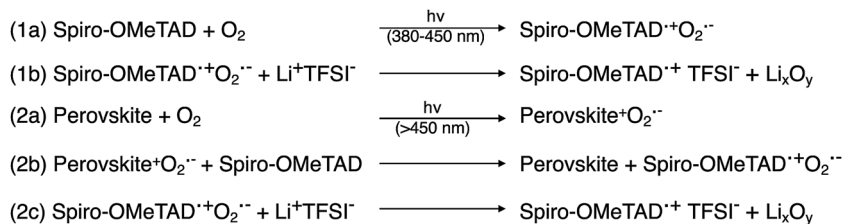


Fig. 4 Chemical structures of common HTL dopants.





Scheme 1 Spectrum-dependent generation of oxidized spiro-OMeTAD, at (1) short and (2) long-wavelength regimes. Adapted with permission from ref. 103. Copyright 2015 American Chemical Society.

migrate to the ETL through the active layer,^{22,118} which leads to device failure. Qi and coworkers propose water vapor is the main component in air responsible for enhanced conductivity in doped

films, as it allows for LiTFSI to remain distributed throughout the HTL and the water is necessary for dopant function,¹¹⁶ but again, it is well known that water is detrimental to the perovskite active

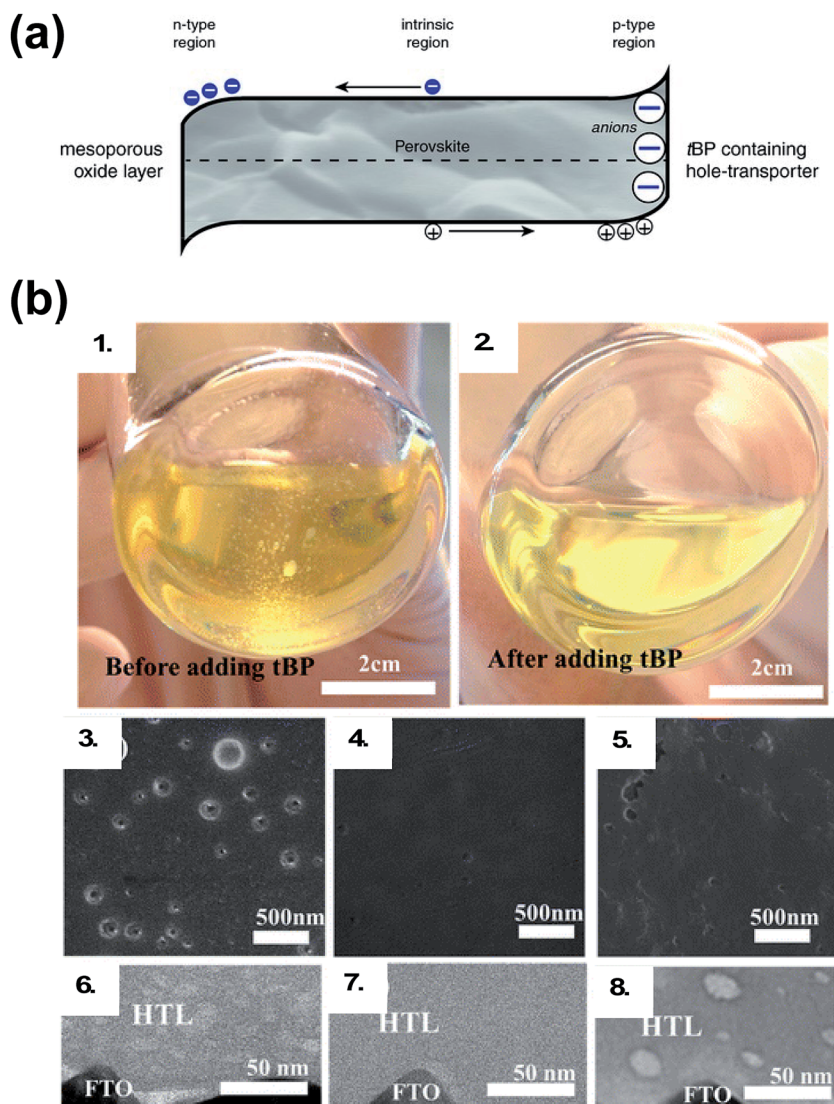


Fig. 5 (a) Schematic of the proposed mechanism. The tBP contained in the hole-transporter effectively p-dopes the perovskite interface by creating a negative ionic charge layer at the interface. In order to maintain the charge neutrality of the crystal, mobile positive charges accumulate in this region effectively p-doping it. This results in band bending favoring the extraction of photogenerated holes over electrons. Reprinted with permission from ref. 113. Copyright 2016 John Wiley and Sons. (b) Photographs of HTL solution used for spin coating. (1) Before adding tBP and (2) after adding tBP. Top-view SEM images of the freshly prepared HTL (3) without tBP, (4) with tBP, and (5) with tBP after overnight vacuum treatment (10^{-4} Pa). Cross-section BF-TEM images of the freshly prepared HTL (6) without tBP, (7) with tBP, and (8) with tBP after overnight vacuum treatment (10^{-4} Pa). Reprinted with permission from ref. 111. Copyright 2016 American Chemical Society.



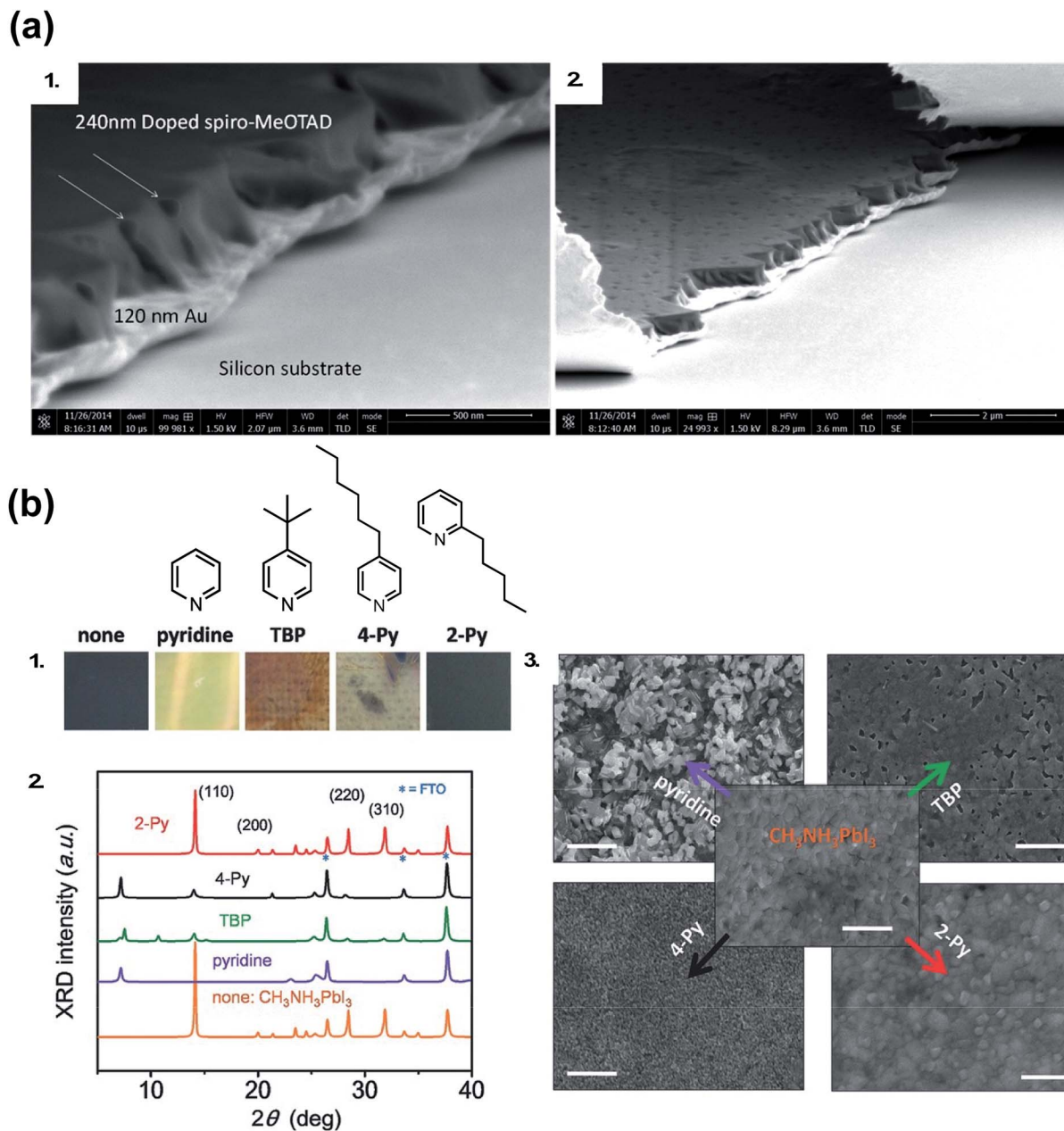


Fig. 6 (a) Cross-sectional SEM of doped spiro-OMeTAD films on Au: (1) pinholes form channels across the doped spiro-OMeTAD film indicated with arrows in high magnification image, and (2) the pinholes observed from the top surface of the film and from the cross section. Reprinted with permission from ref. 116. Copyright 2015 American Chemical Society. (b) (1) Photos of perovskite films after separate treatments with one drop of pure pyridine additive. The spin-coating process was done in the N_2 -filled glove box. "none" denotes a pristine perovskite film. (2) The corresponding XRD patterns of the films after treatment with these additives. (3) SEM top-view images of perovskite films treated with these pyridine-based additives. Scale bars: 500 nm. Reprinted with permission from ref. 126. Copyright 2016 John Wiley and Sons.

layer and device properties.^{119–122} LiTFSI also contributes to HTL delamination from the PAL.¹²³ Little is known about direct effects of cobalt-based dopants on PSC stability,¹²⁴ as devices typically do not achieve as high of FF and PCE without LiTFSI co-doping and are thus less well-studied.¹⁰²

As researchers transition from cell- to module-level studies, scribe lines/module interconnects are susceptible to dopant-related corrosion.¹²⁵ With respect to *t*BP, it has been shown to be volatile (Fig. 5)¹¹¹ and dissolve perovskite in high

concentrations *via* formation of a complex with PbI_2 (Fig. 6).¹²⁶ However, it is unclear how much *t*BP in the HTL impacts device stability,¹²⁷ and changing pyridine functionalization (Fig. 6) or replacing with other salts¹²⁸ can reduce corrosion. In the context of this review, *t*BP will not be regarded as a "dopant"; however, we certainly believe that further investigation into *t*BP with respect to mechanistic and stability is warranted. To summarize, commonly-employed dopants allow for record-efficiency devices but they also directly preclude device stability.



3. Alternative chemical dopant schemes

While comprehensive design criteria for HTL dopants in PSCs remain elusive, an ideal chemical dopant should

(1) Quantitatively and reproducibly generate highly stable radical cations at a reasonable rate for improved charge-transport (*i.e.*, dopant oxidation potential that readily leads to radical triarylamine generation for high HTL conductivity and mobility),

(2) generate inert byproducts or, if byproducts are inevitable, impart desirable properties (*i.e.*, increase hydrophobicity or thermal stability, reduce phase segregation),

(3) lead to highly efficient and stable PSC (*i.e.*, adequate HTL energetic alignment with PAL for hole extraction) while

(4) maintaining low cost (*i.e.*, not limited to inert conditions, few synthetic steps, tunable redox properties, limited need for polar co-solvent upon HTL deposition) to promote widespread accessibility to researchers.

The ubiquity of LiTFSI-doped HTLs in PSC research can likely be attributed to some combination of historical precedent, broad commercial availability, simplicity of methods, and demonstrated high PSC performance. Nevertheless, LiTFSI fails multiple metrics when considered against the framework enumerated above. While LiTFSI reproducibly generates spiro-OMeTAD radical cations and does yield high performance PSCs, the reaction yield is not consistent due to the dependence on ambient conditions – one explanation for the need to optimize dopant concentration from lab to lab, assuming other factors are held relatively constant. More problematic, dopant byproducts, lithium oxides, increase HTL hydrophilicity, and lithium ions can migrate through the device stack.

Therefore, in this section, we will expand upon efforts which aim to fulfill each of these criterion towards universal dopant design criteria for HTMs in PSCs. Generally, they fall into the following categories: ionic liquids, Brønsted/Lewis acids, metal-based salts, oxidized radical cation salts, tetracyanoquinodimethane (TCNQ) derivatives, and other miscellaneous schemes.

3.1 Ionic liquids

Ionic liquids were one of the first non-Li/Co-based dopants assessed for HTLs in PSCs to eliminate byproducts in the HTL. In 2013, Abate *et al.* doped spiro-OMeTAD with protic ionic liquids (PIL) of varying pH (all with TFSI⁻ anions) (Fig. 7) leading to HTL conductivity increases by three orders of magnitude.¹²⁹ They proposed a slightly altered doping mechanism with PIL (as compared to Scheme 1): first, the triarylamine nitrogen within spiro-OMeTAD is protonated by the PIL, and after electron injection from an adjacent pristine/neutral spiro-OMeTAD molecule, hydrogen gas is released, which allows for the radical cation to be trapped by a TFSI⁻ anion (Fig. 7). In contrast to LiTFSI/FK209-based doping, the redox chemistry with PIL is thermally activated and does not require oxygen exposure. Of the three ionic liquids, bis(trifluoromethanesulfonyl)imide (HTFSI)-doped spiro-OMeTAD HTLs in PSCs led to highest fill factor and PCE as compared to LiTFSI, 1-alkyl-3-methylimidazolium

bis(trifluoromethane)sulfonimide (Himi-TFSI), or tetraethylammonium bis(trifluoromethane)sulfonimide (Et₄N-TFSI)-based doping (Table 1, entry 1). They attributed these performance differences to reduced HTL charge-transport resistance. Notably, *t*BP reduced PSC performance in the presence of ionic liquid-doped HTL, which may be due to side reactions that prevent spiro-OMeTAD oxidation and/or reduce radical cations. With any *in situ* doping method, benign products/ions that minimally impact bulk properties are desired. In this respect, hydrogen gas production from HTFSI is an ideal scenario because the reaction byproducts do not remain in the HTL. However, a drawback of many of these protic ionic liquids is inherent ionic liquid hydrophilicity,¹³⁰ and while a few follow-up studies have been reported,^{131,132} the potential impact(s) of HTFSI on PSC stability is(are) unclear because co-dopants were used alongside HTFSI in these studies (*i.e.*, Et₄N-TFSI, FK209 respectively). Nonetheless, Abate *et al.*¹³² assert the importance of HTM selection with respect to HTL dopant and PSC stability (Table 1, entry 8).

Zhang *et al.* utilized *N*-butyl-*N'*-(4-pyridylheptyl)imidazolium bis(trifluoromethane)sulfonimide (BuPylm-TFSI) (Fig. 7)¹³³ as a lithium-free dopant, similar to a bromide analogue used for dye-sensitized solar cells (DSSC).¹³⁴ The molecular design was threefold to leverage radical generation properties and overall HTL stability: spiro-OMeTAD doping *via* PIL, increased anion thermal stability with increased anion molecular weight, and potential interface passivation *via* the pyridyl group affixed to the alkyl chain (akin to *t*BP, and later seen in HTM design⁶³). PSC with BuPylm-TFSI or LiTFSI-doped HTL generated comparable PCE (Table 1, entry 2). While the potential for increased thermal stability was purported, PSC performance at increased temperature was not reported. Additionally, BuPylm-TFSI synthesis requires pyrophoric diisopropylamide (LDA), so accessibility may be limited to those with expertise.¹³⁴ To the best of the authors's knowledge, this is a stand-alone report.

Recently, a commercially available aprotic ionic liquid, 1-butyl-3-methylpyridinium bis(trifluoromethane)sulfonimide (BMPyTFSI, Fig. 7), was incorporated into a spiro-OMeTAD-based HTL.¹³⁵ This ionic liquid is similar to quaternary ammonium cation-based Et₄N-TFSI utilized by Abate *et al.*¹²⁹ except for the incorporation of the aromatic group, which increases the material's hydrophobicity. In contrast to PIL discussed previously, the HTL solutions with aprotic ionic liquids required oxygen exposure to generate spiro-OMeTAD radical cations before device fabrication and are not directly redox active. Interestingly, HTL conductivity increased from $4.9 \times 10^{-8} \text{ S cm}^{-1}$ (pristine spiro-OMeTAD) to $4.4 \times 10^{-6} \text{ S cm}^{-1}$ (7.8 mol% BMPyTFSI). This is in contrast to the reduced conductivity observed by Abate *et al.*¹²⁹ with Et₄N-TFSI dopant at similar concentrations (~10 mol%). Nevertheless, devices with BMPyTFSI-doped spiro-OMeTAD performed similarly to devices with LiTFSI/FK209/*t*BP-doped HTL. FF and V_{oc} were slightly lower than controls due to higher HTL series resistance (Table 1, entry 27). Device stability was assessed over 200 days. Devices were unencapsulated and stored in a humidity chamber (~50% relative humidity) in the dark and photovoltaic properties were periodically assessed. Devices with BMPyTFSI-doped HTL maintained up to 80% of initial PCE under these conditions, attributed to a J_{sc} drop, while control devices lost over



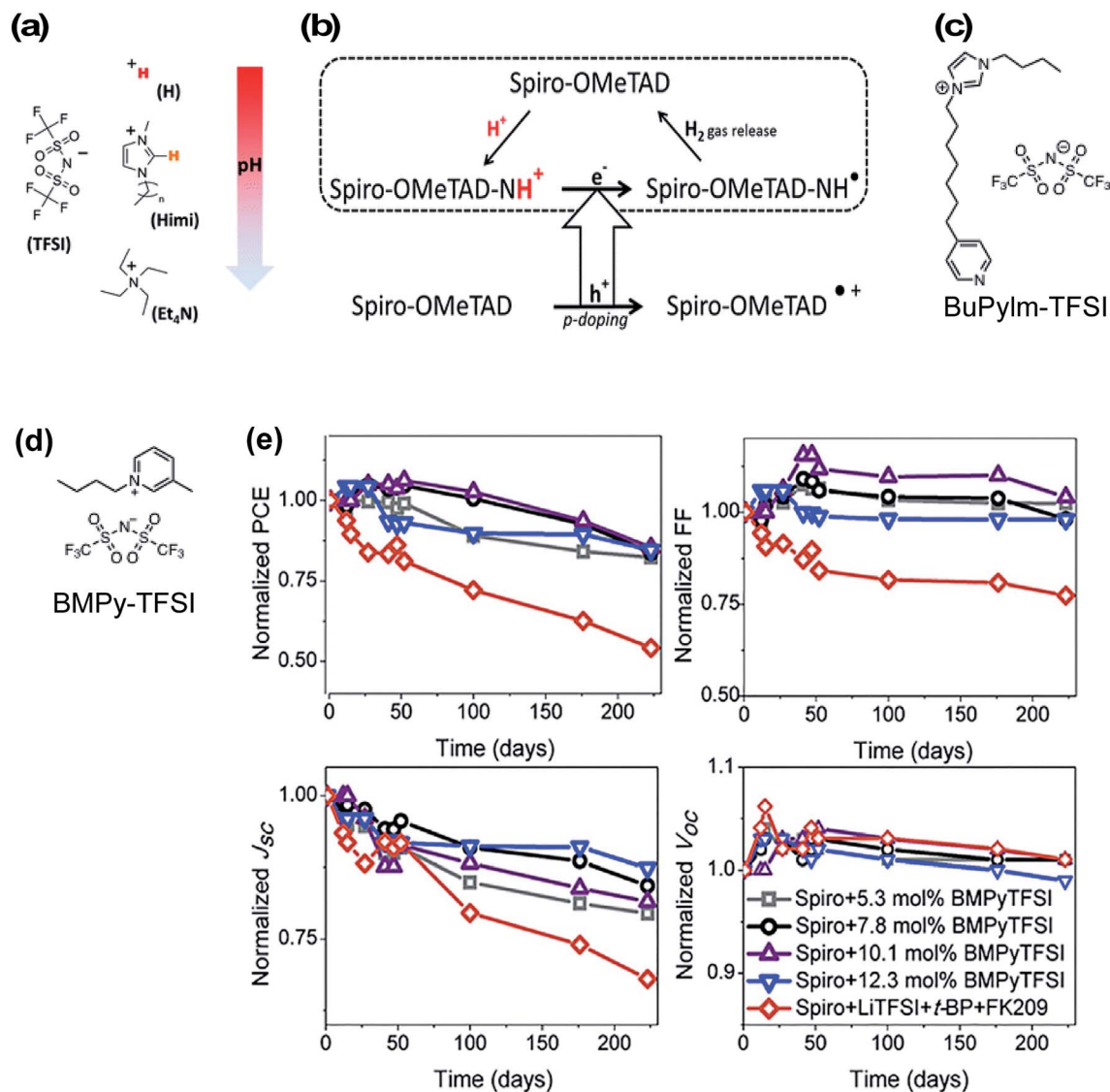


Fig. 7 (a) Chemical structure of ionic liquids used in this study: H-TFSI and Himi-TFSI ($n = 5$ for the data reported in this work) are PILs, with H-TFSI more acidic (free proton in red) than Himi-TFSI (the most acidic proton in orange), and Et_4N -TFSI as an aprotic ionic liquid. The pH scale may be considered as an indication of how strongly a proton will be transferred from the PIL to a base, though it is usually considered for aqueous solutions and may not be appropriate for the nonaqueous PILs. (b) Proposed doping mechanism in presence of protic ionic liquid. Reprinted with permission from ref. 129. Copyright 2013 American Chemical Society. (c) Molecular structure of *N*-butyl-*N'*-(4-pyridylheptyl) imidazolium bis(trifluoromethane)sulfonimide (BuPylm-TFSI). (d) Molecular structure of BMPy-TFSI (e) evolution of photovoltaics parameters of the devices containing Spiro-OMeTAD doped with different concentration of BMPyTFSI and conventional dopant. These devices were kept in darkness and under humidity (>50% relative humidity) and were monitored continuously. Reprinted with permission from ref. 135. Copyright 2018 Elsevier.

50% initial PCE (Fig. 7). HTL hydrophobicity was monitored over time, and water contact angle measurements remained constant (>90° vs. >78° control). While this aprotic ionic liquid clearly has superior hydrophobicity for improved PSC stability, the degradation mechanism(s) for performance loss is unclear at this time, particularly for devices under operational conditions.

3.2 Brønsted/Lewis-acids

Acid doping is not limited to ionic liquids. In 2016, Li *et al.* show acid additives with a wide $\text{p}K_a$ range, such as phosphoric acid, sulfuric acid, acetic acid, or (4-(trifluoromethyl)styryl)

phosphonic acid, can improve the conductivity of spiro-OMeTAD films (Fig. 8). In conjunction with LiTFSI/FK209/*t*BP, the acid-doped systems result in improved V_{oc} , fill factor, and reduced J - V hysteresis (Table 1, entry 14).¹³⁶ Fig. 8 exemplifies superior HTL properties with 10 mol% phosphoric acid: not only does HTL conductivity increase at a greater rate than with LiTFSI alone, but conductivity improvements are observed over many hours. Therefore, it can be inferred that radical spiro-OMeTAD cations are not appreciably reduced (quenched) in ambient conditions. Upon PSC integration, PCE increased from 15.2% to 17.6% when the HTL contained 10% phosphoric acid in addition to LiTFSI/FK209. In short, acid-doping eliminated



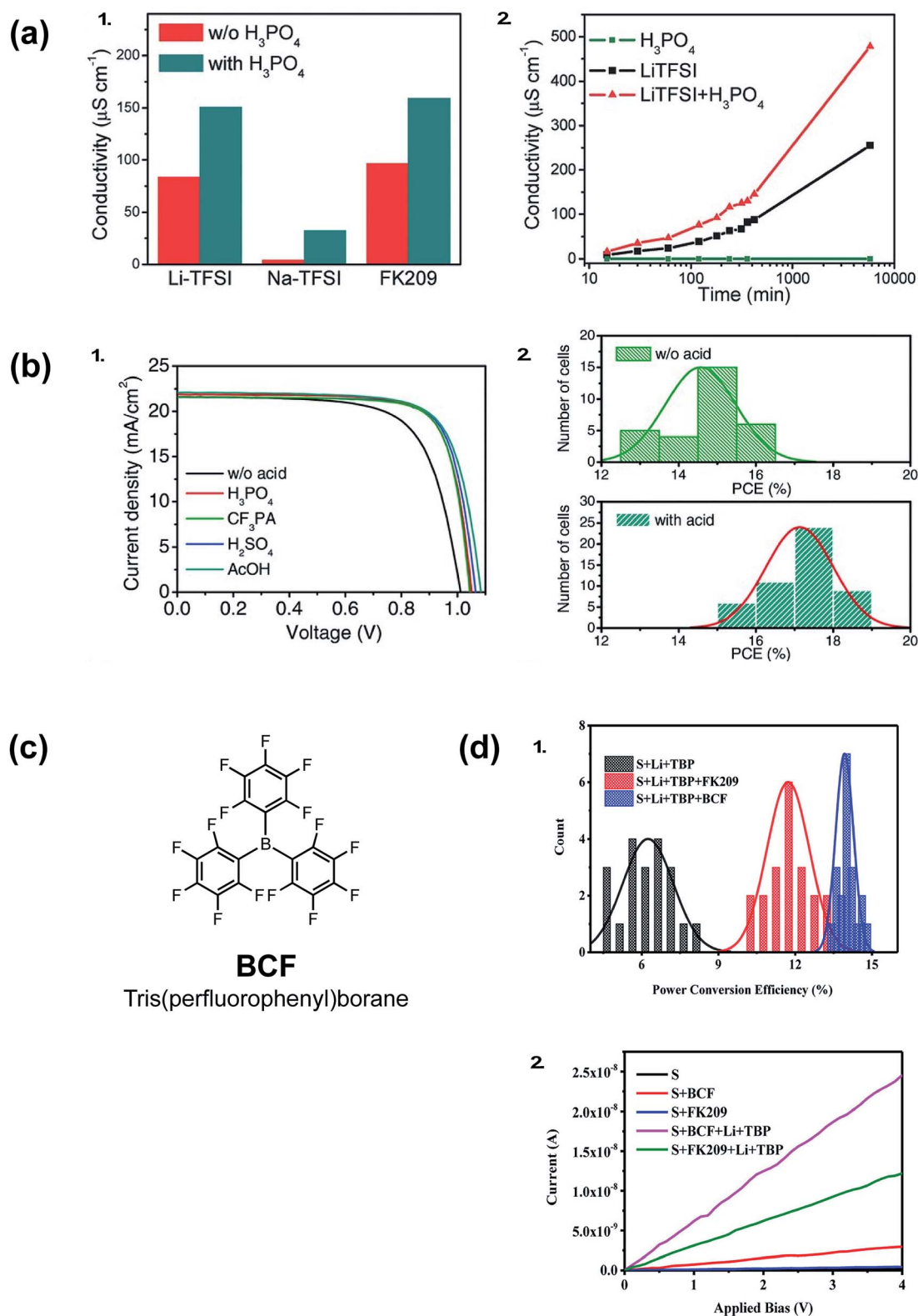


Fig. 8 (a) (1) Conductivity of spiro-OMeTAD thin films with different dopants. (2) Conductivity of spiro-OMeTAD thin films as function of aging time, the films were stored in a dry air environment. (b) PSC performance with and without acid additives (spiro-OMeTAD is predoped with Li-TFSI and FK209 to achieve a better baseline performance). (1) Light $J-V$ curves of solar cells with different acids. (2) Statistical PCE distribution of solar cells. Reprinted with permission from ref. 136. Copyright 2016 John Wiley and Sons. (c) Chemical structure of BCF (d) (1) Statistical histogram of PCE of 20 devices for each of the three kinds of PSCs. (2) Conductivity of the spiro-OMeTAD films with different p-type dopants. Reprinted with permission from ref. 137. Copyright 2017 American Chemical Society.



the need for traditional device aging with ambient oxygen. Intriguingly, varying the acid strength/proton lability facilitated similar performance improvements. It was proposed that weak hydrogen bonding between the acid and spiro-OMeTAD may increase positive charge carriers, or acid additives may improve interfacial contact with the PAL to reduce recombination losses. Shelf-life stability of PSCs with and without phosphoric acid doping were not significantly different (Table 1, entry 14).

A Lewis acid, tris(pentafluorophenyl)borane (BCF), in conjunction with LiTFSI also improved conductivity and device efficiencies, as reported by Ye *et al.* in 2017 (Fig. 8).¹³⁷ UV-Vis absorption spectroscopy and electron-pair spin resonance (EPR) spectroscopy affirm BCF's ability to generate radical spiro-OMeTAD^{•+} species without a co-dopant. However, only in conjunction with LiTFSI or FK209 were improved HTL conductivities/PSC FF/PCEs observed (Table 1, entry 15), which suggests BCF is not sufficient to stabilize radical species. Improved performance was attributed to increased dopant solubility and reduced HTL roughness.

In summary, acid co-doping can improve PSC performance with traditionally-doped spiro-OMeTAD-based HTL, yet there is currently little known on PSC stability impacts with these additional additives. Ultimately, acid-doping for improved PSC performance could have greater utility if the hygroscopic co-dopants (LiTFSI, FK209) were replaced with alternative, non-hygroscopic dopants.

3.3 Metal-based salts

A wide variety of metal-based salts as dopants have been popular in addition to Li- and Co-based salts because they are cost-effective, commercially available, and can promote redox reactions with spiro-OMeTAD. Moreover, many metal-based dopants do not require co-dopants, like LiTFSI or FK209, for radical cation synthesis.

Molybdenum-based dopants are well-known and used to dope a number of p-type organic materials.^{138,139} Previously, molybdenum-based dopants have been successfully used for doping polymer-based HTLs, such as P3HT¹³⁸ and PEDOT.¹³⁹ With respect to small-molecule HTLs, solution-processable molybdenum tris(1-(methoxycarbonyl)-2-(trifluoromethyl)ethane-1,2-dithiolene) (Mo(tfd-CO₂Me)₃) and molybdenum tris(1-(trifluoroacetyl)-2-(trifluoromethyl)ethane-1,2-dithiolene) (Mo(tfd-COCF₃)₃) were assessed by Pellaroque *et al.*¹⁴⁰ This is not commercially available, and dopant synthesis required three simple steps with moderate yields.^{138,141} Upon dopant addition, spiro-OMeTAD rapidly oxidized in a nitrogen atmosphere per UV-Vis absorption spectra (Fig. 9), in contrast to LiTFSI-based doping which requires oxygen. Additionally, lower dopant concentrations were required for improved thin-film conductivity – 5 mol% of either molybdenum-based dopant yielded a higher conductivity as compared to 30 mol% LiTFSI/FK209/tBP. Non-encapsulated devices (aged for 500 hours in the dark at 85 °C at 30% humidity) retained ~70% PCE with either molybdenum tris(dithiolene)-doped HTLs (Fig. 9, Table 1, entry 16). Improved mechanistic understanding of PSC stability impacts at varying temperatures and humidity is needed (*e.g.*,

molybdenum ion mobility under different aging conditions, such as under electrical bias). Based upon these findings, further dopant structure design (*e.g.*, dopant ligand tuning) may facilitate increased PSC performance alongside lifetime improvements.

Copper salts are another class of inexpensive, widely utilized p-type material. Copper salts^{29,142} and copper phthalocyanines^{143–145} have been used as HTLs for PSCs due to high conductivities, hydrophobicity, and low cost. However, the salts display low orthogonal solubility with the active layers, making solution-processing challenging. Furthermore, they can suffer from low efficiencies due to relatively higher recombination and poor FF, possibly resulting from phase changes.^{143,145,146}

In 2015, Seo *et al.*¹⁴⁷ incorporated *tert*-butyl copper(II) phthalocyanine (CuPC) to dope *N*²,*N*^{2'},*N*⁷,*N*^{7'}-tetrakis(2-methoxyphenyl)-*N*²,*N*^{2'},*N*⁷,*N*^{7'}-tetrakis(4-methoxyphenyl)-9,9'-spiro[fluorene]-2,2',7,7'-tetraamine (*po*-spiro), a spiro-OMeTAD analogue (Fig. 10). Mechanistically it is unclear as to how CuPC interacts with *po*-spiro, as no HTL film characterization was provided, but no co-dopants were required in addition to CuPC. In PSCs with CuPC dopant, PCE increased by >1% with CuPC (Fig. 10, Table 1, entry 6) due to reduced electron leakage at the interfaces, which was attributed to longer recombination transient photovoltage decay and favorable frontier molecular orbital energetic alignment.

Copper iodide (CuI) has been shown promote radical cation generation with LiTFSI.¹⁵¹ Soon after, both CuI and copper thiocyanate (CuSCN) were reported to act as p-type dopants for spiro-OMeTAD without LiTFSI.¹⁴⁸ In dark stability assessment at ambient temperatures and humidity, CuSCN-doped spiro-OMeTAD maintained ~80% of its initial PCE, outperforming devices with CuI or LiTFSI-doped HTLs (Summarized in Fig. 10 and Table 1, entry 9). Improved performance with CuSCN compared to CuI was attributed to favorable HTL morphology: reduced aggregation, crystallization, and pinhole formation was observed in CuSCN-doped HTL films. Even though spiro-based HTLs are amorphous, morphological changes induced by additives can have a tremendous impact on macroscopic properties. In this case, simply interchanging iodide for thiocyanate determined the final HTL film quality.

In 2017, bis[di(pyridin-2-yl)methane] copper(II) bis[bis(trifluoromethyl-sulfonyl) imide] (Cu(bpm)₂) and bis[2,2'-(chloromethylene)-dipyridine] copper(II) bis[bis(trifluoromethylsulfonyl)imide] (Cu(bpcm)₂) (Fig. 10),¹⁴⁹ were assessed by Chen *et al.* These dopants were synthesized in 3 and 4 steps respectively with good yields, but the amine ligand synthesis required pyrophoric *n*-butyl lithium. The main difference between the two dopants is the chlorine incorporation in Cu(bpcm)₂. Chlorine is inductively electron withdrawing, and this ligand tuning deepens the highest occupied molecular orbital (HOMO) level as compared to Cu(bpm)₂, which, in turn, increases the oxidation driving force in the presence of spiro-OMeTAD. Cu(bpcm)₂ readily oxidized spiro-OMeTAD at approximately 75% yield per UV-Vis absorption characterization without oxygen exposure, approaching quantitative conversion that traditional dopants do not consistently yield. Unfortunately, preliminary stability assessments in the



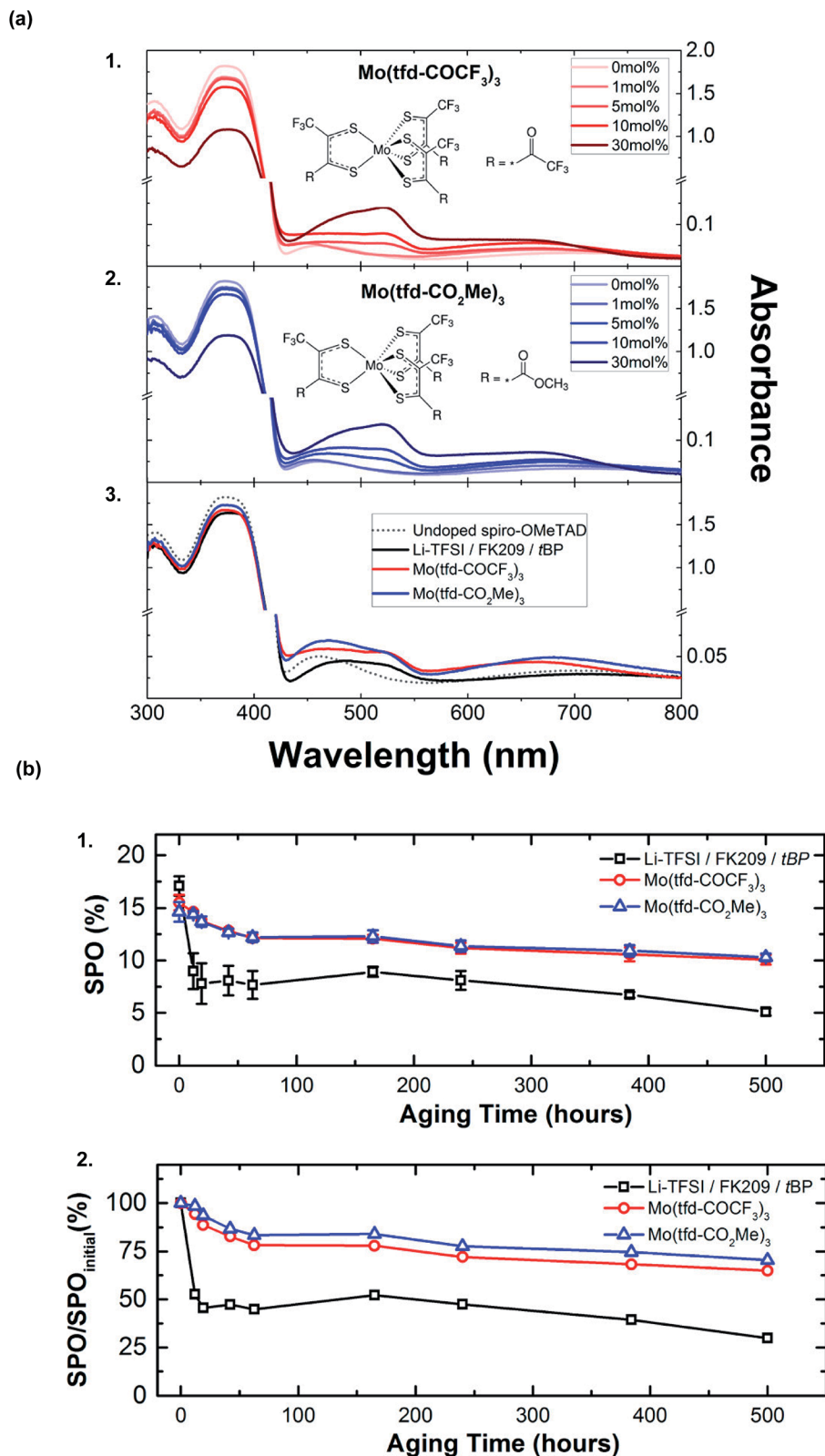


Fig. 9 (a) Changes in the ultraviolet-visible (UV-Vis) absorption spectra of films of spiro-OMeTAD with the addition of (1) Mo(tfd-COCF₃)₃ and (2) Mo(tfd-CO₂Me)₃ to the casting solution, with their respective chemical structures shown as insets. Peaks at 520 and 690 nm can be assigned to oxidized spiro-OMeTAD (likely spiro-OMeTAD⁺, but spiro-OMeTAD²⁺ has an essentially identical spectrum), with minor contributions from Mo(dt)₃⁻ absorptions. (3) Absorption spectra of pristine spiro-OMeTAD compared to the standard Li-TFSI/FK209/tBP-doped and molybdenum-doped spiro-OMeTAD. For both Mo(tfd-COCF₃)₃ and Mo(tfd-CO₂Me)₃ a molar concentration of 5% relative to spiro-OMeTAD was chosen. The molar concentrations of additives for the Li-doped reference with respect to spiro-OMeTAD are 50%, 3%, and 330% for Li-TFSI, FK209, and tBP, respectively. (b) Aging for 500 h at 85 °C in the dark at 30% humidity of nonencapsulated high-performance perovskite solar cells comparing Li-



dark at 30–40% relative humidity at 20–25 °C only small lifetime improvements were observed, and the degradation mechanism(s) is (are) unclear (Table 1, entry 17). While Cu(bpcm)₂ shows the highest doping efficiency/radical cation generation per UV-Vis, and corresponding increase in HTL conductivity, devices with Cu(bpcm)₂-doped HTLs do not perform as well as those doped with Cu(bpcm)₂/LiTFSI or FK209/LiTFSI (Fig. 10). After 20 days, all devices in the stability study, with and without LiTFSI, retain ~75% PCE.

Recently, Zhang *et al.*¹⁵² investigated hexafluorophosphate (PF₆⁻) copper complexes. Three complexes with different redox potentials were compared. One dopant, bis[di(pyridin-2-yl)methane] copper(II) bis[hexafluorophosphate], JQ1, was identical to that of Cu(bpm)₂ reported by Chen *et al.*¹⁴⁹ with exception of the anion. Interestingly, the bis[di(pyridin-2-yl)methane] copper(II) TFSI⁻-based copper complex dopant was deemed ineffective and was not integrated into PSCs¹⁴⁹ yet Zhang *et al.* found the bis[di(pyridin-2-yl)methane] copper(II) PF₆⁻-doped HTL led to the highest performing PSCs (Table 1, entry 28).¹⁵² While the dopants presented in this review predominantly use TFSI⁻ as an inert counteranion, this particular example showcases the counterion's less understood importance.

In addition to dopant concentration optimization for best device-level performance, Zhang *et al.*¹⁵² also considered (1) doping efficiency (ratio copper salt to spiro-OMeTAD⁺ cations), (2) dopant redox potential, and (3) “ideal” spiro-OMeTAD⁺ concentrations. They hypothesize that higher radical cation concentrations lead to increased charge-recombination at the PAL/HTL interface and lower *V*_{oc}, and in the context of the copper-based dopants, they found 1 mol% spiro-OMeTAD⁺ correlated with best device-level performance regardless of copper ligand identity. While these findings may not be directly applicable to all doping systems, it is one of the few studies with a focus on dopant optimization, subsequent radical cation concentration, and interface dynamics. While devices with JQ1-doped HTLs displayed best initial performance, for the stability study, the HTL was doped with bis[2-methyl-6-(6-methylpyridin-2-yl)pyridine] copper(II) bis[hexafluorophosphate] (JQ3) instead of JQ1. A 1 nm Al₂O₃ interface was required to suppress recombination at the PAL/HTL interface, improve initial PSC PCE and stability of devices stored in ambient conditions in the dark at 25 °C and 50% relative humidity (Table 1, entry 28). The required buffer layer for improved PSC stability suggests water ingress is an important degradation pathway to mitigate for devices with JQ3-doped HTLs.

Overall, copper-based metal organic complexes and salts are noteworthy candidates due to their low cost and wide availability, but again, more comprehensive stability and lifetime assessment are needed.¹⁷

The first zinc-based salt was reported as an effective dopant in HTL for PSC. Zinc bis(trifluoromethanesulfonyl)imide (Zn(TFSI)₂) was used to dope spiro-OMeTAD, and increased HTL

hole mobility by an order of magnitude as compared to LiTFSI (with TFSI⁻ anion concentration constant).¹⁵⁰ Upon device integration, devices with Zn(TFSI)₂-doped HTL generated increased PCE (21.52% vs. 19.48% with LiTFSI) resulting from *V*_{oc} and FF gains (Table 1, entry 26). The best PSC performance required FK209 as co-dopant. In one stability assessment, PSC were subjected to one sun at 25 °C at maximum power point under a N₂ atmosphere and HTLs were doped with Zn(TFSI)₂ or LiTFSI and FK209. Initial efficiencies are >20%, but over the course of 600 hours, the devices with Zn-doped HTL maintained 100% initial PCE, while devices with Li-doped HTL maintained 80%. After 100 hours at 50 °C, PSCs with Zn-doped HTL maintained roughly 80% initial PCE, while PSC with Li-doped HTL maintained roughly 45% initial PCE (Fig. 10). In a shelf life assessment, devices were unencapsulated and stored in the dark at room temperature in between device parameter measurements, and FK209 was not added as a co-dopant. Over 800 hours in a dry atmosphere, PCEs observed in devices with Zn-doped and Li-doped HTLs remain relatively constant. When the relative humidity is increased to 40%, FF and PCE drop in both cases, but a slower rate of decay is observed in devices with Zn-doped HTL. Unencapsulated PSC stability with FK209 is not reported. Overall, a device performance and stability tradeoff is not observed with Zn-doped HTLs when devices are “perfectly encapsulated” (in a N₂ atmosphere).

Generally, metal-based dopants are attractive because they lead to high performing PSC with low-cost materials. With regard to other metals, iridium and iron salts have been reported in standalone reports. An IrCp*Cl(PyPyz)[TFSI]-based doping system¹⁵³ showed superior stability (96% PCE retention over 3 months in the dark in ambient conditions) over control devices (Table 1, entry 5). Benzoyl peroxide¹⁵⁴ and iron-based complexes^{155,156} also successfully dope spiro-OMeTAD with LiTFSI co-dopant for efficiency improvements (Table 1, entries 19, 23, and 24 respectively). A lithium-ion endohedral fullerene (Li⁺@C₆₀) was also recently reported (Table 1, entry 25).¹⁵⁷ Unencapsulated devices under constant illumination produced power as much as 10 times longer than the control devices.

It is challenging to directly compare stability since conditions vary, but with regard to both high performance and low cost, Zn(TFSI)₂-based doping is one of the most promising systems, as the dopant is low cost and PSC showed excellent stability in a variety of conditions. The most pressing concerns that remain include (1) inherent hydrophilicity (2) need for co-doping (LiTFSI, FK209), (3) potential for ion migration as observed with a number of metal electrodes (*e.g.*, Au, Ag, Li⁺, Na⁺, K⁺),^{22,158,159} and (4) the potential for redox reaction occurring between metal and the perovskite itself.¹⁶⁰ If these factors can be addressed, metal-based dopants could be a cost-effective solution for both highly efficient and stable PSC.

TFSI/FK209/tBP and Mo(dt)₃-doped spiro-OMeTAD. (1) Average stabilized efficiencies of eight devices measured by holding the devices at their *J*-*V* determined maximum power point for 60 s with the corresponding standard deviations. (2) Average stabilized efficiencies over the initial stabilized power output. Within 24 h, lithium-doped devices deteriorate by 50% while both Mo(dt)₃-doped devices sustain 70% of their initial performance after 500 h of aging. Reprinted with permission from ref. 140. Copyright 2017 American Chemical Society.



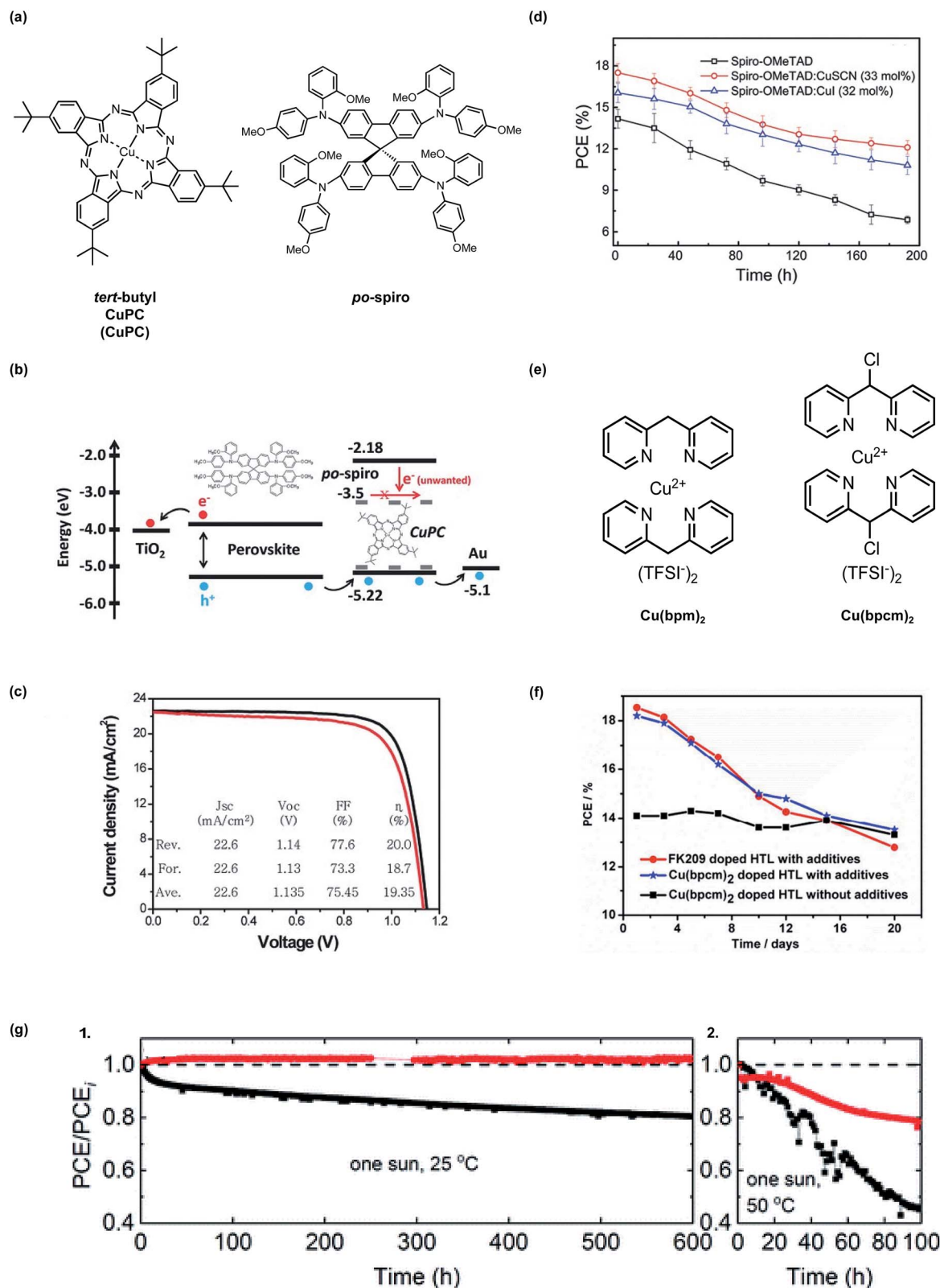


Fig. 10 (a) Chemical structures of *tert*-butyl copper(II) phthalocyanine (CuPC) and *po*-spiro (b) The schematic image for energy level alignment of the materials used in our devices and the proposed working mechanism of CuPC as a dopant in the *po*-spiro HTM layer. (c) *J*-*V* curve for the best device with a CuPC (4.8 wt%) -doped *po*-spiro HTM under reverse (black) and forward (red) scans. The inset shows the average values of the photovoltaic parameters obtained from *J*-*V* curves under both scans. Reprinted with permission from ref. 147. Copyright 2015 John Wiley and Sons. (d) Cell stabilities of PCE in spiro-OMeTAD, spiro-OMeTAD:CuSCN (33 mol%), and spiro-OMeTAD:CuI (32 mol%) based PSCs evaluated in the atmosphere at the room temperature. Reprinted with permission from ref. 148. Copyright 2016 John Wiley and Sons. (e) Chemical structures of bis[di(pyridin-2-yl)methane] copper(II) bis[bis(trifluoromethyl-sulfonyl) imide] [Cu(bpm)₂] and bis[2,2'-(chloromethylene)-dipyridine] copper(II) bis[bis(trifluoromethyl-sulfonyl) imide] [Cu(bpcm)₂].



3.4 Oxidized radical cation salts

Reduced oxygen exposure, hygroscopic lithium elimination, and dopant concentration consistency are important for batch to batch consistency and PSC lifetime. Ionic liquids, such as HTFSI, fulfill the first two criteria. Oxidized radical cation salts fulfill all of these requirements and can be engineered with greater hydrophobicity than ionic liquids.

To eliminate byproducts from *in situ* radical cation generation, Nguyen *et al.*⁹⁸ prepared a spiro-OMeTAD TFSI (spiro(TFSI)₂) oxidized salt dopant in one step and high yields from silver bis(trifluoromethane-sulfonyl)imide (AgTFSI) (Fig. 11). Compared to LiTFSI, spiro(TFSI)₂ displayed lower solubility, and required heating precursor solution to 70 °C. Since spiro-OMeTAD had already been oxidized in advance of HTL precursor preparation, spiro(TFSI)₂-doped devices yielded functional devices without oxygen exposure. After air exposure and return to nitrogen atmosphere, devices fabricated with spiro(TFSI)₂ achieved comparable efficiencies to controls yet retained stable performance over 10 minutes of illumination (Fig. 11 and Table 1, entry 3). In contrast to synthesizing and purifying the HTM oxidized salt, AgTFSI has also been used for *in situ* doping of HTL solutions¹⁶¹ and for Ag-HTM-based HTLs.¹⁶² However, any remaining Ag⁺ in HTL would likely hinder stability due to AgI formation observed in devices employing Ag electrodes.¹⁶³

In 2016, Leijtens *et al.*¹⁶⁴ assessed multiple oxidized salts for use as dopants. To determine the influence of the anion on conductivity, spiro(TFSI) and spiro(SbCl₆) were prepared. At equivalent mole%, TFSI⁻ affords higher conductivities as compared to SbCl₆⁻, likely due to the more weakly coordinating nature of the TFSI⁻ anion. Additionally, other non-spiro-OMeTAD synthetically facile and hydrophobic HTMs (Fig. 11), namely 9-hexyl-*N*₂,*N*₂,*N*₇,*N*₇-tetrakis(4-methoxyphenyl)-9*H*-carbazole-2,7-diamine (AS44) and 9-(2-ethylhexyl)-*N*₂,*N*₂,*N*₇,*N*₇-tetrakis(4-methoxyphenyl)-9*H*-carbazole-2,7-diamine (EH44) were evaluated,¹⁶⁴ doped with their respective oxidized TFSI⁻ salts (AS44-ox and EH44-ox, respectively). AS44/AS44-ox and EH44/EH44-ox performed similarly to Li-doped spiro-OMeTAD (Table 1, entry 10), yet had higher solubility in precursor solutions. Of the three HTL systems in this study, EH44/EH44-ox HTL demonstrated superior hydrophobicity. While visible yellow PbI₂ crystallites formed nearly instantaneously when spiro-OMeTAD- and AS44-based devices were submerged in water, no visible PbI₂ formation was observed when EH44-based devices were briefly submerged. In 2018, further stability studies by Christians *et al.*¹²⁷ demonstrate superior operational lifetime and stability of the EH44/EH44-ox system as compared to spiro-OMeTAD/LiTFSI and spiro-OMeTAD/spiro-ox. After perovskite active layer, metal electrode, and ETL optimization,

the champion unencapsulated EH44/EH44-ox device maintained 94% PCE over 1000 hours of continuous operation at ambient temperature and humidity (Fig. 11). However, the PCEs of devices doped with EH44-ox were generally lower than those of Li-doped HTLs (<16%) (Table 1, entry 22). Additionally, at elevated temperatures, significant degradation is observed, likely due to low glass transition temperature (*T*_g) of EH44.

Ultimately, for widespread use of metal-free, oxidized radical cation salts as dopants, HTL thermal robustness and overall efficiency must be addressed. Importantly, dopant structure, in addition to device stack optimization (*i.e.*, PAL, ETL, contacts), are vital to mitigate materials-level degradation pathways observed in radical cation-doped HTL.^{165,166}

3.5 Tetracyanoquinodimethane (TCNQ) derivatives

A drawback of the systems discussed thus far is that they are limited to solution-processing. While solution methods are certainly one attractive route for PSC scale-up,¹⁶⁷ tetracyanoquinodimethane (TCNQ) and TCNQ derivatives are dopants compatible with both vacuum and solution-processing. TCNQ is a known electron acceptor capable for forming charge-transfer complexes for improved optoelectronic properties,¹⁶⁸ and fluorinated TCNQ derivatives have successfully doped spiro-OMeTAD-based HTLs, and improved HTL hydrophobicity *via* hydrophobic fluorine atom incorporation and metal cation elimination.

In 2015, Qi and coworkers reported improved stability and reduced energetic barriers for charge extraction *via* a triple-layer HTL.¹⁶⁹ The triple-layer HTL used in this work consisted of an (a) n-doped spiro-OMeTAD (dopant: decamethylcobaltocene, DMC), (b) pristine spiro-OMeTAD, and (c) p-doped spiro-OMeTAD (dopant: 2,3,5,6-tetrafluoro-7,7,8,8-tetracyanoquinodimethane, F4-TCNQ) (Fig. 12a). Each HTL layer (n-doped, intrinsic, and p-doped spiro-OMeTAD) was sequentially vacuum deposited onto the PAL (Fig. 12b). Upon operation, device efficiencies nearly double over hundreds of hours of air exposure which is attributed to possible dopant redistribution¹⁷⁰ (Fig. 12 and Table 1, entry 7).

Another TCNQ derivative, 2,2'-(perfluoronaphthalene-2,6-diylidene)dimalononitrile (F6-TCNNQ), successfully doped a non-spiro-OMeTAD HTM, *N*⁴,*N*⁴,*N*^{4'},*N*^{4'}-tetra[[1,1'-biphenyl]-4-yl]-[1,1':4',1''-terphenyl]-4,4''-diamine (TaTm).¹⁷¹ TaTm was evaporated onto the PAL (*c.a.* 10 nm), and then F6-TCNNQ was co-evaporated with TaTm (*c.a.* 40 nm) for fully vacuum-deposited devices with high FF (79.8%) (Table 1, entry 18). Preliminary stability assessment were conducted under constant illumination at short circuit conditions and no temperature control, and n-i-p devices maintained ~75% initial PCE. The loss in initial performance was attributed to loss in FF.

In addition to vacuum deposition techniques, TCNQ dopants are also soluble in organic solvents, like chlorobenzene, and can

bis[bis(trifluoromethylsulfonyl) imide] [Cu(bpcm)₂]. (f) Stability of PSCs under ambient conditions (humidity 30–40% and temperature 20–25 °C), devices were kept in dark condition after test. Reprinted with permission from ref. 149. Copyright 2017 American Chemical Society and reuse under CC-BY-NC-ND. (g) Long-term stability of devices at (1) 25 °C and (2) 50 °C with respect to the dopant for spiro-MeOTAD in the presence of FK209. Black and red symbols represent Li-TFSI and Zn-TFSI₂, respectively. PCE values were divided by the initial value (PCE_i). The black horizontal dashed line of (a) is a guide line indicating 1.0. The devices were maintained at the mpp under one sun (100 mW cm⁻²) and a N₂ atmosphere. Reproduced from ref. 150 with permission from The Royal Society of Chemistry.



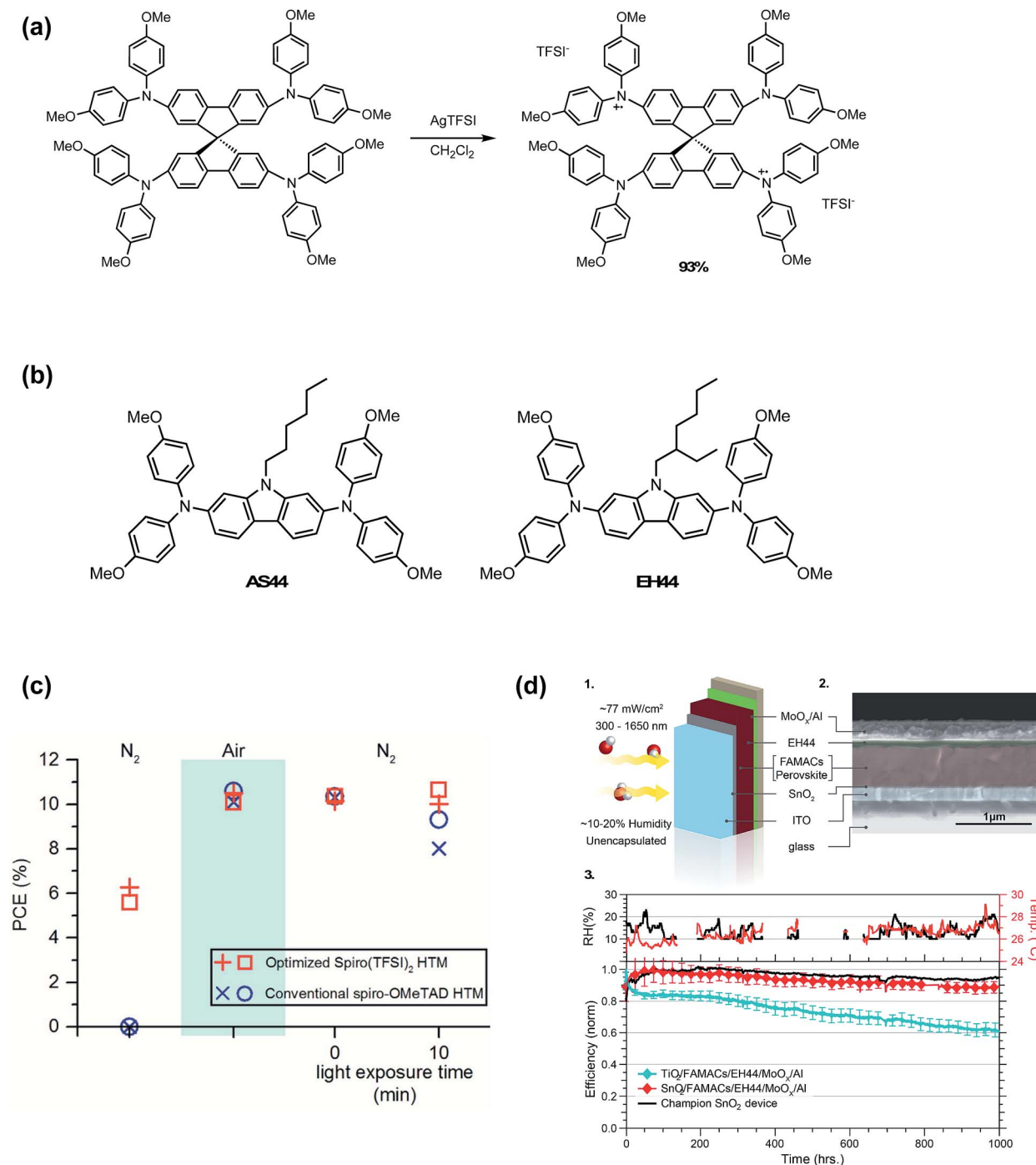


Fig. 11 (a) Synthesis of spiro(TFSI)₂. Reprinted with permission from ref. 98. Copyright 2014 American Chemical Society. (b) Chemical structures of AS44 and EH44. (c) Power conversion efficiencies of PSCs with either a 12 mol% spiro(TFSI)₂ HTM or conventional spiro-OMeTAD HTM under three consecutive environmental testing conditions: (1) nitrogen atmosphere, never exposed to air; (2) exposed to air; (3) reintroduced to a nitrogen atmosphere after being exposed to air. Upon reintroduction to a nitrogen atmosphere, devices with spiro(TFSI)₂ maintained greater than 98% of initial efficiencies after 10 min of illumination compared to less than 90% for devices without. Reprinted with permission from ref. 98. Copyright 2014 American Chemical Society. (d) Operational stability of ETL/FAMACs/EH44/MoO_x/Al devices in ambient. (1) Schematic that shows the test conditions for the devices. Yellow arrows represent illumination and red and white spheres the oxygen and hydrogen atoms, respectively. (2) SEM cross-section image of a SnO₂/FAMACs/EH44/MoO_x/Al device. (3) The ambient relative humidity and room temperature were monitored during the course of the experiments (top). Normalized average efficiency obtained from current–voltage scans over time (bottom) for devices of the type ETL/FAMACs/EH44/MoO_x/Al in which the ETL layer is either TiO₂ (four devices) or SnO₂ (15 devices). The initial 1 sun performance of these devices is shown in Table 3 in ref. 127. The champion stability for a SnO₂/FAMACs/EH44/MoO_x/Al device is shown as a black line. The devices were held under a constant resistive load (510 Ω) and actively cooled using a circulating bath set to 20 °C with the device surface measuring approximately 30 °C. Reprinted with permission from ref. 127. Copyright 2018 Springer Nature.



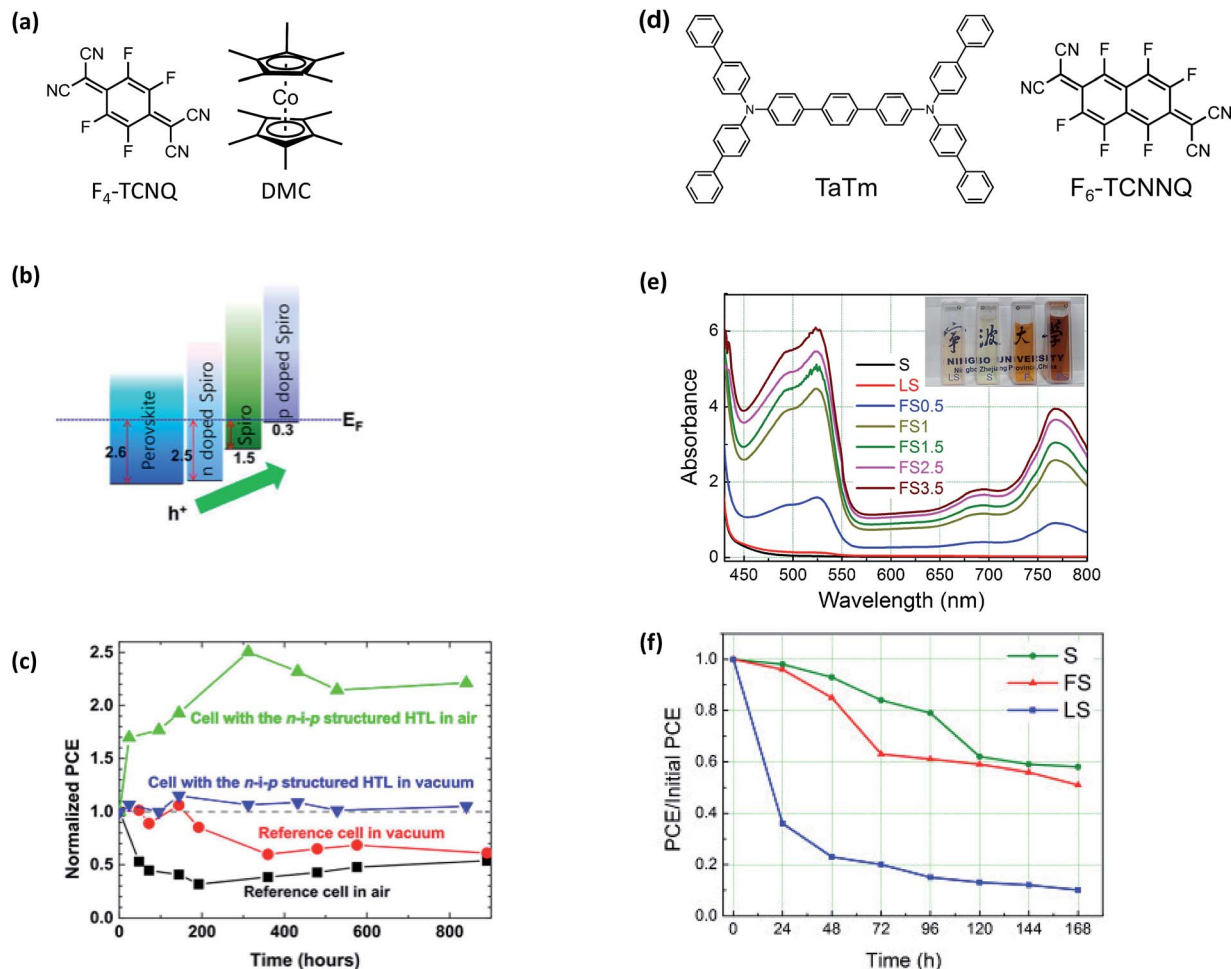


Fig. 12 (a) Chemical structures of F4-TCNQ and DMC (b) energy level alignment diagram extracted from the UPS results. (c) The average value of PCE for the freshly-prepared solar cells is used as the normalization reference value (*i.e.* for the four types of samples, their initial PCE values are all normalized to (1)). All measurements have been done after pre-illuminating the solar cells for 40 s under the open circuit condition. The j - V scan was performed from 1.1 V to 0 V at a scan rate of 0.2 V s^{-1} . After 800 h, the reference samples stored in air and in vacuum showed 50–60% of their initial efficiencies. However, the two cells with the n - i - p structure HTL did not show any sign of degradation after 800 h under both storage conditions. Reprinted with permission from ref. 169. Copyright 2015 Springer Nature and reuse under CC-BY 4.0 (d) chemical structures of TaTm and F6-TCNNQ. (e) UV-Vis absorption spectra of spiro-MeOTAD (S), mixture of spiro-MeOTAD and Li-TFSI (LS) and mixture of spiro-MeOTAD and F4-TCNQ (FS) with different molar ratio (0.5%, 1%, 1.5%, 2.5%, 3.5%) in chlorobenzene. The inset gives the images of cuvettes filled with LS, S, F, FS chlorobenzene solutions, respectively. (f) Stability investigation of the unencapsulated PH PVKSCs with different HTLs. S represents pristine spiro-OMeTAD, FS represents spiro-OMeTAD + 1% F4-TCNQ, and LS represents spiro-OMeTAD + LiTFSI + tBP. Reprinted with permission from ref. 172. Copyright 2016 Elsevier.

be integrated into fully solution-processed devices as reported by Huang *et al.* with F4-TCNQ.¹⁷² The doping efficiency of F4-TCNQ in spiro-OMeTAD was measured by UV-Vis absorption spectroscopy (Fig. 12e). While doping was achieved, the initial PCE of devices containing the F4-TCNQ-doped spiro-OMeTAD were somewhat lower than control devices with LiTFSI-doped spiro-OMeTAD (10.59% vs. 12.66%) (Table 1, entry 12). Despite the initial loss of efficiency, F4-TCNQ-doped devices showed similar stability to devices made with neat spiro-OMeTAD and dramatically better stability than those with LiTFSI-doped spiro-OMeTAD, demonstrating that F4-TCNQ doping does not facilitate degradation in the same way as LiTFSI doping. In contrast, Song *et al.* incorporated F4-TCNQ as an interfacial layer for reduced carrier recombination and improved efficiencies *via* halogen bonding passivation and interface doping (Table 1, entry 11).¹⁷³ After 960

hours dark storage at room temperature without encapsulation, more than 60% of initial PCE was retained with F4-TCNQ interlayer and LiTFSI doped spiro-OMeTAD HTL.

Overall, the use of TCNQ-based derivatives is a promising doping technique as it allows for a non-hygroscopic additive using either solution or vacuum-processing, but the majority of examples still have the same limitation: lowered device efficiencies as a tradeoff for stability gains.

3.6 Additional chemical doping schemes

There are a few noteworthy doped OSM HTL systems that do not fit into any of the previous categories. In 2015, Zhang *et al.*¹⁷⁴ sought to simplify the HTL solution by incorporating TFSI⁻ anions into the chemical structure of the HTM (Fig. 13). It is of



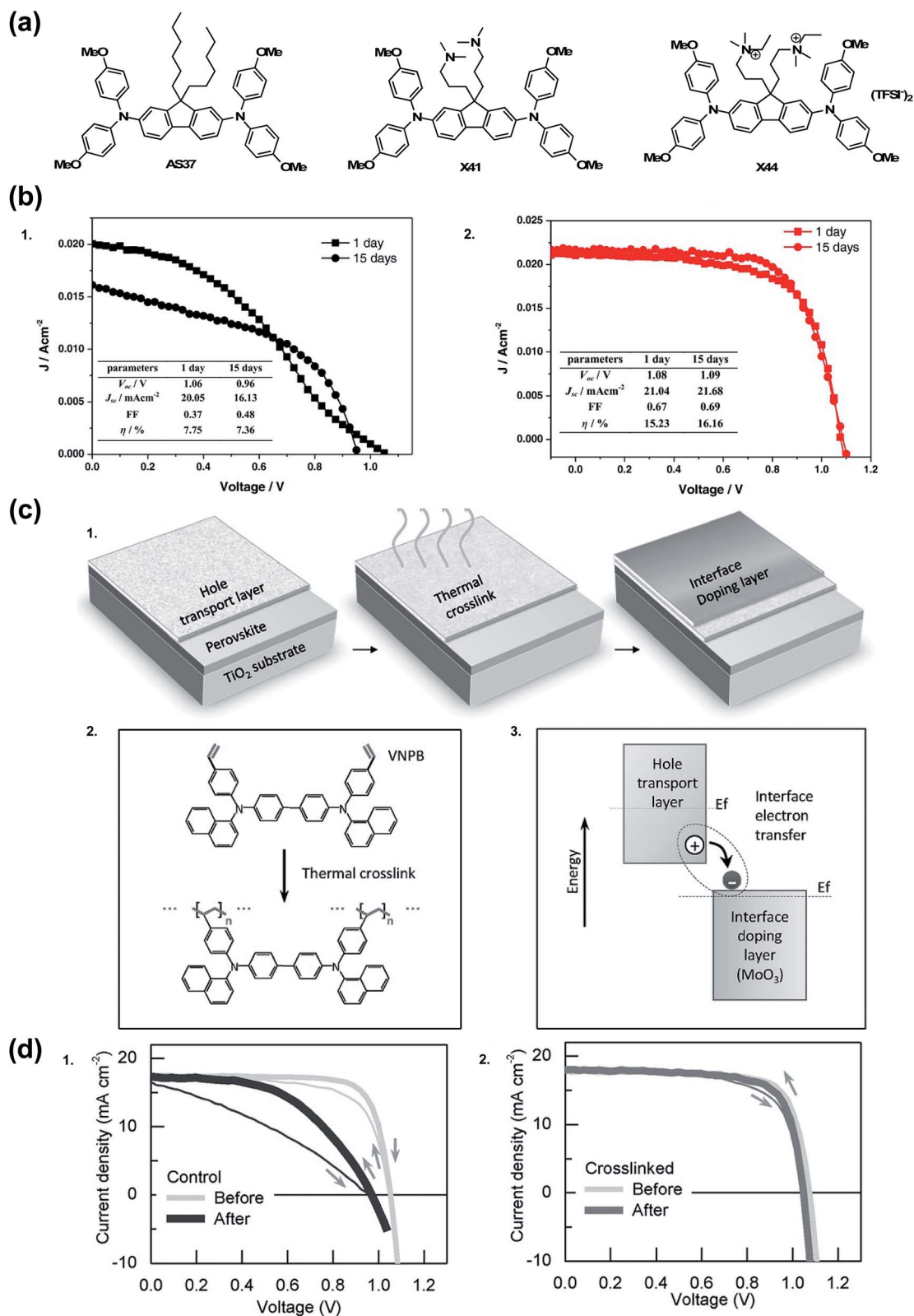


Fig. 13 (a) Chemical structures of HTMs: AS37, X41, and X44. (b) Long-term stability test of the PSCs in a controlled humidity (<20%) in dark without encapsulation after 15 d for (1) AS37 and (2) X44. Reprinted with permission from ref. 174. Copyright 2017 John Wiley and Sons. (c) Hole extraction contact employing material crosslinking and interface doping. (1) Two-step scheme to form the insoluble and thermally stable hole extraction contact. In the first step, the organic hole transport layer (HTL) is deposited and then thermally crosslinked; in the second step, an interface doping layer is simply deposited atop the HTL and doping is achieved via the interface charge transfer. (2) Details of the thermal crosslinking process: double bonds in styrene groups in the hole transport layer (VNPB) are opened and then crosslinked via an addition reaction, thereby forming an insoluble, thermally stable film. (3) Schematic of interface doping: ground-state electron transfer occurs from the hole



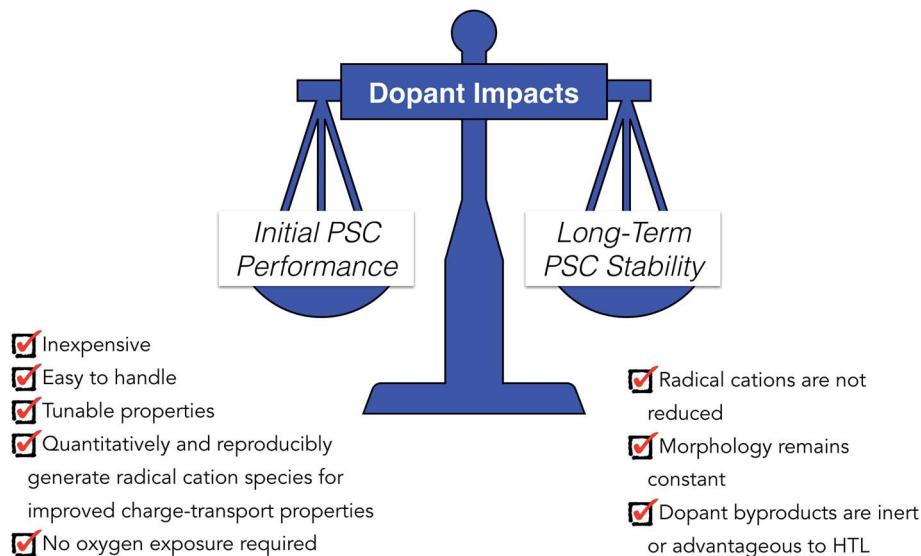


Fig. 14 Proposed properties of ideal HTL dopants for high performing and stable PSCs.

note that quaternary ammonium ions with TFSI⁻ counterions are present in 3,3'-(2,7-bis(bis(4-methoxyphenyl)amino)-9H-fluorene-9,9-diyl)bis(*N*-ethyl-*N,N*-dimethylpropan-1-aminium) bis(trifluoromethanesulfonyl)imide (X44), not radical triarylamine species, as presented previously.^{129,135} Even without radical cations, upon PSC integration, X44 showed superior hole conductivity as compared to AS37 (ref. 164) and 3,3'-(2,7-dibromo-9H-fluorene-9,9-diyl)bis(*N,N*-dimethylpropan-1-amine) (X41). Interestingly, while the conductivities of AS37 and X41 were comparable, devices with X41 as HTL did not function. On the other hand, devices with X44 as HTL showed good device efficiency and stability at maximum power point in the dark over 15 days (PCE 16.2% after aging from initial 15.2%) as compared to AS37 (PCE 7.8% after aging from initial 7.4%) (Table 1, entry 21).¹⁷⁴ In a separate stability test, after 1 day of continuous light soaking, devices with X44-based HTL ~60% initial efficiency was maintained, but stability suffered at elevated temperatures (>70 °C).

Remote doping is an alternative strategy for increasing hole carrier density. Xu *et al.* deposited MoO₃ on undoped, cross-linked *N*⁴,*N*^{4'}-di(naphthalen-1-yl)-*N*⁴,*N*^{4'}-bis(4-vinylphenyl) biphenyl-4,4'-diamine (VNPB).¹⁷⁵ The precise doping mechanism is unclear with certain metal oxides, like MoO₃, as its energetic properties rapidly change in the presence of oxygen and metal electrode selection.¹⁷⁶ Xu *et al.* demonstrated charge-transfer complex generation at the interface, and that free hole density increases because metal oxide accepts electron(s) from the HTM at the HTM/MoO₃ interface. To summarize, the MoO₃ dopes VNPB. Critically, the cross-linked VNPB prevented

pinhole formation that would lead to MoO₃ reacting with the active layer at the interface.¹⁷⁷ Encapsulated devices employing VNPB/MoO₃ HTL showed little change in FF as compared to spiro-OMeTAD/LiTFSI control after 1 hour at 110 °C in N₂ (Fig. 13 and Table 1, entry 13). After dark storage in 70% relative humidity, decomposition is minimal as monitored by PbI₂ emergence *via* XRD (but device performance was not reported). To the best of the author's knowledge, this is the only explicit report of remote doping for an HTL system in the PSC literature.

4. Summary and outlook

Moving away from spiro-OMeTAD with LiTFSI/FK209/tBP is almost certainly required to meet hybrid organic/inorganic PSC stability goals. As discussed in this work, and compiled in Table 1, there are a number of promising doping strategies for small molecule-based HTLs for n-i-p architecture PSCs. Nevertheless, all of the methods discussed herein have shortcomings to overcome, some of which are perhaps insurmountable. First, many of the alternative dopant strategies highlighted in this review still utilize hygroscopic LiTFSI/FK209, making it likely that they will ultimately suffer similar stability issues as conventional spiro-OMeTAD-based devices even if some stability gains are achieved. Nevertheless, there are a few standout systems which we believe are interesting candidates for continued investigation. The oxidized radical cation salts as dopants, such as spiro(TFSI)₂ (ref. 98) and EH44-ox,^{127,164} effectively eliminate metals and other byproducts of *in situ* doping strategies from the HTL. More specifically, the EH44/EH44-ox

transport layer, having low ionization-energy, to the interface with the high electron-affinity material, in this case transition metal oxide MoO₃, thereby enhancing the hole carrier density throughout the thin HTL. Evolution of performance, morphology, and material under external stress. (d) (1) The performance of devices using spiro-MeOTAD as the hole-extraction contact tested at room temperature (light gray) and after a 110 °C burn-in test (dark gray) [in the burn-in test, devices are annealed at 110 °C for 1 h in an N₂ environment and tested after cooling down to room temperature]. (2) The performance of devices using VNPB-MoO₃ tested at room temperature (light gray) and after 110 °C burn-in process (dark gray). Reprinted with permission from ref. 175. Copyright 2016 John Wiley and Sons.



system shows very promising stability,¹²⁷ yet still suffers from degradation under high temperature and humidity, likely at least in part a result of its low glass transition temperature. Metal-based dopants are generally inexpensive and generate efficient PSCs, but stability often suffers. Ultimately, widespread implementation of new dopants on the scale of LiTFSI/FK209 will depend not only on long-term performance but a number of factors, such as synthetic ease, cost, and fabrication compatibility (summarized in Fig. 14).

With respect to dopants for small-molecule HTLs, there are a number of imminent research needs that we believe will support the greater goals in the perovskite community regarding PSC stability and lifetime. We propose the following as clear research aims for concentrated efforts, analogous to efforts seen in stabilizing active layers, ETLs, *etc.* While many dopants *can* oxidize spiro-OMeTAD, improving charge-transport properties and PCE, there can be stark durability differences between doping schemes, even though the majority HTL constituent is composed on the same molecular matrix: spiro-OMeTAD. An increased understanding dopant-induced degradation mechanisms is required. As part of these experiments, operational cell-level PSC studies which probe operational stability will certainly be required over and above simple material stability or hydrophobicity questions. These studies will propel improved rational design and help to answer questions such as: are these chemical-induced degradation mechanisms, or morphological failures (*e.g.*, dopant migration, pinhole formation, *etc.*)? Can we design or modify materials to impede these degradation pathways? Which dopant schemes are the most inert?

Moreover, much of what is known is related to spiro-OMeTAD doping, yet there are hundreds of alternative HTMs already reported in the literature and an effectively infinite number yet to be explored or even synthesized. If organics are to be eventually used in commercial PSC modules these will likely be doped to improve transport properties, so we must therefore search for dopant and HTM design motifs. Synergistic efforts among HTM and dopant design will be necessary if they are to contribute to stable *and* efficient PSCs and ultimately to clean, inexpensive electricity generation.

Conflicts of interest

There are no conflicts to declare.

Acknowledgements

The authors acknowledge the Hybrid Perovskite Solar Cell Program which is funded by the US Department of Energy (DOE) under Contract No. DE-AC36-08-GO28308 with the National Renewable Energy Laboratory through the US DOE Solar Energy Technologies Office (SETO) for development of high stability perovskite solar cells. Hole transport materials with lithium-free dopants is funded through the US Department of Energy's Office of Energy Efficiency and Renewable Energy (EERE) under Solar Energy Technologies Office (SETO) Agreement Number DE-EE0008174 with Colorado School of Mines. J. A. C. was

supported by the DOE Office of Energy Efficiency and Renewable Energy (EERE) Postdoctoral Research Award through SETO under DOE contract number DE-SC00014664.

References

- 1 International Energy Outlook 2016, World energy demand and economic outlook, Energy Information Administration, <http://www.eia.gov/forecasts/ieo/world.cfm>, accessed Sep 12, 2016.
- 2 W. Zhang, G. E. Eperon and H. J. Snaith, Metal Halide Perovskites for Energy Applications, *Nat. Energy*, 2016, **1**, 16048, DOI: 10.1038/nenergy.2016.48.
- 3 S. D. Stranks, G. E. Eperon, G. Grancini, C. Menelaou, M. J. P. Alcocer, T. Leijtens, L. M. Herz, A. Petrozza and H. J. Snaith, Electron-Hole Diffusion Lengths Exceeding 1 Micrometer in an Organometal Trihalide Perovskite Absorber, *Science*, 2013, **342**(6156), 341–344, DOI: 10.1126/science.1243982.
- 4 M. Grätzel, The Light and Shade of Perovskite Solar Cells, *Nat. Mater.*, 2014, **13**(9), 838–842, DOI: 10.1038/nmat4065.
- 5 J. S. Manser, J. A. Christians and P. V. Kamat, Intriguing Optoelectronic Properties of Metal Halide Perovskites, *Chem. Rev.*, 2016, **116**(21), 12956–13008, DOI: 10.1021/acs.chemrev.6b00136.
- 6 M. A. Green and A. Ho-Baillie, Perovskite Solar Cells: The Birth of a New Era in Photovoltaics, *ACS Energy Lett.*, 2017, **2**(4), 822–830, DOI: 10.1021/acsenerylett.7b00137.
- 7 W. Tress, N. Marinova, O. Inganäs, M. K. Nazeeruddin, S. M. Zakeeruddin and M. Graetzel, The Role of the Hole-Transport Layer in Perovskite Solar Cells – Reducing Recombination and Increasing Absorption, in *2014 IEEE 40th Photovoltaic Specialist Conference (PVSC)*, 2014, pp. 1563–1566, DOI: 10.1109/pvsc.2014.6925216.
- 8 F. Galatopoulos, A. Savva, I. T. Papadas and S. A. Choulis, The Effect of Hole Transporting Layer in Charge Accumulation Properties of P–i–n Perovskite Solar Cells, *APL Mater.*, 2017, **5**(7), 076102, DOI: 10.1063/1.4991030.
- 9 P. P. Boix, K. Nonomura, N. Mathews and S. G. Mhaisalkar, Current Progress and Future Perspectives for Organic/Inorganic Perovskite Solar Cells, *Mater. Today*, 2014, **17**(1), 16–23, DOI: 10.1016/j.mattod.2013.12.002.
- 10 M. A. Green, A. Ho-Baillie and H. J. Snaith, The Emergence of Perovskite Solar Cells, *Nat. Photonics*, 2014, **8**(7), 506–514, DOI: 10.1038/nphoton.2014.134.
- 11 J. Berry, T. Buonassisi, D. A. Egger, G. Hodes, L. Kronik, Y.-L. Loo, I. Lubomirsky, S. R. Marder, Y. Mastai, J. S. Miller, *et al.*, Hybrid Organic–Inorganic Perovskites (HOIPs): Opportunities and Challenges, *Adv. Mater.*, 2015, **27**(35), 5102–5112, DOI: 10.1002/adma.201502294.
- 12 N. H. Tiep, Z. Ku and H. J. Fan, Recent Advances in Improving the Stability of Perovskite Solar Cells, *Adv. Energy Mater.*, 2016, **6**(3), 1501420, DOI: 10.1002/aenm.201501420.
- 13 S. N. Habisreutinger, D. P. McMeekin, H. J. Snaith and R. J. Nicholas, Research Update: Strategies for Improving



- the Stability of Perovskite Solar Cells, *APL Mater.*, 2016, **4**(9), 091503, DOI: 10.1063/1.4961210.
- 14 NREL Photovoltaic Efficiency Chart, <https://www.nrel.gov/pv/assets/images/efficiency-chart.png>.
- 15 T. Duong, Y. Wu, H. Shen, J. Peng, X. Fu, D. Jacobs, E.-C. Wang, T. C. Kho, K. C. Fong, M. Stocks, *et al.*, Rubidium Multication Perovskite with Optimized Bandgap for Perovskite-Silicon Tandem with over 26% Efficiency, *Adv. Energy Mater.*, 2017, **7**(14), 1700228, DOI: 10.1002/aenm.201700228.
- 16 M. T. Hörantner, T. Leijtens, M. E. Ziffer, G. E. Eperon, M. G. Christoforo, M. D. McGehee and H. J. Snaith, The Potential of Multijunction Perovskite Solar Cells, *ACS Energy Lett.*, 2017, **2**, 2506–2513, DOI: 10.1021/acsenerylett.7b00647.
- 17 J. A. Christians, S. N. Habisreutinger, J. J. Berry and J. M. Luther, Stability in Perovskite Photovoltaics: A Paradigm for Newfangled Technologies, *ACS Energy Lett.*, 2018, **3**, 2136–2143, DOI: 10.1021/acsenerylett.8b00914.
- 18 K. Domanski, E. A. Alharbi, A. Hagfeldt, M. Grätzel and W. Tress, Systematic Investigation of the Impact of Operation Conditions on the Degradation Behaviour of Perovskite Solar Cells, *Nat. Energy*, 2018, **3**(1), 61–67, DOI: 10.1038/s41560-017-0060-5.
- 19 K. A. Bush, C. D. Bailie, Y. Chen, A. R. Bowring, W. Wang, W. Ma, T. Leijtens, F. Moghadam and M. D. McGehee, Thermal and Environmental Stability of Semi-Transparent Perovskite Solar Cells for Tandems Enabled by a Solution-Processed Nanoparticle Buffer Layer and Sputtered ITO Electrode, *Adv. Mater.*, 2016, **28**(20), 3937–3943, DOI: 10.1002/adma.201505279.
- 20 F. Bella, G. Griffini, J.-P. Correa-Baena, G. Saracco, M. Grätzel, A. Hagfeldt, S. Turri and C. Gerbaldi, Improving Efficiency and Stability of Perovskite Solar Cells with Photocurable Fluoropolymers, *Science*, 2016, **354**(6309), 203–206, DOI: 10.1126/science.aah4046.
- 21 R. Cheacharoen, N. Rolston, D. Harwood, K. A. Bush, R. H. Dauskardt and M. D. McGehee, Design and Understanding of Encapsulated Perovskite Solar Cells to Withstand Temperature Cycling, *Energy Environ. Sci.*, 2018, **11**(1), 144–150, DOI: 10.1039/c7ee02564e.
- 22 Z. Li, C. Xiao, Y. Yang, S. P. Harvey, D. H. Kim, J. A. Christians, M. Yang, P. Schulz, S. U. Nanayakkara, C.-S. Jiang, *et al.*, Extrinsic Ion Migration in Perovskite Solar Cells, *Energy Environ. Sci.*, 2017, **10**, 1234–1242, DOI: 10.1039/c7ee00358g.
- 23 H. Back, G. Kim, J. Kim, J. Kong, T. K. Kim, H. Kang, H. Kim, J. Lee, S. Lee and K. Lee, Achieving Long-Term Stable Perovskite Solar Cells *via* Ion Neutralization, *Energy Environ. Sci.*, 2016, **9**(4), 1258–1263, DOI: 10.1039/c6ee00612d.
- 24 C. C. Boyd, R. Cheacharoen, T. Leijtens and M. D. McGehee, Understanding Degradation Mechanisms and Improving Stability of Perovskite Photovoltaics, *Chem. Rev.*, 2018, DOI: 10.1021/acs.chemrev.8b00336.
- 25 M. M. Lee, J. Teuscher, T. Miyasaka, T. N. Murakami and H. J. Snaith, Efficient Hybrid Solar Cells Based on Meso-Structured Organometal Halide Perovskites, *Science*, 2012, **317**, 1228604, DOI: 10.1126/science.1228604.
- 26 H.-S. Kim, C.-R. Lee, J.-H. Im, K.-B. Lee, T. Moehl, A. Marchioro, S.-J. Moon, R. Humphry-Baker, J.-H. Yum, J. E. Moser, *et al.*, Lead Iodide Perovskite Sensitized All-Solid-State Submicron Thin Film Mesoscopic Solar Cell with Efficiency Exceeding 9%, *Sci. Rep.*, 2012, **2**, 591, DOI: 10.1038/srep00591.
- 27 A. Kojima, K. Teshima, Y. Shirai and T. Miyasaka, Organometal Halide Perovskites as Visible-Light Sensitizers for Photovoltaic Cells, *J. Am. Chem. Soc.*, 2009, **131**(17), 6050–6051, DOI: 10.1021/ja809598r.
- 28 R. Rajeswari, M. Mrinalini, S. Prasanthkumar and L. Giribabu, Emerging of Inorganic Hole Transporting Materials For Perovskite Solar Cells, *Chem. Rec.*, 2017, **17**(7), 681–699, DOI: 10.1002/tcr.201600117.
- 29 J. A. Christians, R. C. M. Fung and P. V. Kamat, An Inorganic Hole Conductor for Organo-Lead Halide Perovskite Solar Cells. Improved Hole Conductivity with Copper Iodide, *J. Am. Chem. Soc.*, 2014, **136**(2), 758–764, DOI: 10.1021/ja411014k.
- 30 J. H. Kim, P.-W. Liang, S. T. Williams, N. Cho, C.-C. Chueh, M. S. Glaz, D. S. Ginger and A. K.-Y. Jen, High-Performance and Environmentally Stable Planar Heterojunction Perovskite Solar Cells Based on a Solution-Processed Copper-Doped Nickel Oxide Hole-Transporting Layer, *Adv. Mater.*, 2015, **27**(4), 695–701, DOI: 10.1002/adma.201404189.
- 31 H. Zhang, J. Cheng, F. Lin, H. He, J. Mao, K. S. Wong, A. K.-Y. Jen and W. C. H. Choy, Pinhole-Free and Surface-Nanostructured NiO_x Film by Room-Temperature Solution Process for High-Performance Flexible Perovskite Solar Cells with Good Stability and Reproducibility, *ACS Nano*, 2016, **10**(1), 1503–1511, DOI: 10.1021/acsnano.5b07043.
- 32 K. A. Bush, A. F. Palmstrom, Z. J. Yu, M. Boccard, R. Cheacharoen, J. P. Mailoa, D. P. McMeekin, R. L. Z. Hoyer, C. D. Bailie, T. Leijtens, *et al.*, 23.6%-Efficient Monolithic Perovskite/Silicon Tandem Solar Cells with Improved Stability, *Nat. Energy*, 2017, **2**(4), 17009, DOI: 10.1038/nenergy.2017.9.
- 33 N. Arora, M. I. Dar, A. Hinderhofer, N. Pellet, F. Schreiber, S. M. Zakeeruddin and M. Grätzel, Perovskite Solar Cells with CuSCN Hole Extraction Layers Yield Stabilized Efficiencies Greater than 20%, *Science*, 2017, **358**(6364), 768–771, DOI: 10.1126/science.aam5655.
- 34 W. S. Yang, B.-W. Park, E. H. Jung, N. J. Jeon, Y. C. Kim, D. U. Lee, S. S. Shin, J. Seo, E. K. Kim, J. H. Noh, *et al.*, Iodide Management in Formamidinium-Lead-Halide-Based Perovskite Layers for Efficient Solar Cells, *Science*, 2017, **356**(6345), 1376–1379, DOI: 10.1126/science.aan2301.
- 35 N. J. Jeon, J. H. Noh, Y. C. Kim, W. S. Yang, S. Ryu and S. I. Seok, Solvent Engineering for High-Performance Inorganic–Organic Hybrid Perovskite Solar Cells, *Nat. Mater.*, 2014, **13**(9), 897–903, DOI: 10.1038/nmat4014.
- 36 S. Kundu and T. L. Kelly, Improving the Moisture Stability of Perovskite Solar Cells by Using PMMA/P3HT Based



- Hole-Transport Layers, *Mater. Chem. Front.*, 2018, 2(1), 81–89, DOI: 10.1039/C7QM00396J.
- 37 J. Yuan, X. Ling, D. Yang, F. Li, S. Zhou, J. Shi, Y. Qian, J. Hu, Y. Sun, Y. Yang, *et al.*, Band-Aligned Polymeric Hole Transport Materials for Extremely Low Energy Loss α -CsPbI₃ Perovskite Nanocrystal Solar Cells, *Joule*, 2018, DOI: 10.1016/j.joule.2018.08.011.
- 38 K. A. Bush, K. Frohna, R. Prasanna, R. E. Beal, T. Leijtens, S. A. Swifter and M. D. McGehee, Compositional Engineering for Efficient Wide Band Gap Perovskites with Improved Stability to Photoinduced Phase Segregation, *ACS Energy Lett.*, 2018, 3(2), 428–435, DOI: 10.1021/acseenergylett.7b01255.
- 39 P. Dhingra, P. Singh, P. J. S. Rana, A. Garg and P. Kar, Hole-Transporting Materials for Perovskite-Sensitized Solar Cells, *Energy Technol.*, 2016, 4(8), 891–938, DOI: 10.1002/ente.201500534.
- 40 M. Ulfa, T. Zhu, F. Goubard and T. Pauporté, Molecular versus Polymeric Hole Transporting Materials for Perovskite Solar Cell Application, *J. Mater. Chem. A*, 2018, 6(27), 13350–13358, DOI: 10.1039/C8TA03875A.
- 41 W. Sun, H. Peng, Y. Li, W. Yan, Z. Liu, Z. Bian and C. Huang, Solution-Processed Copper Iodide as an Inexpensive and Effective Anode Buffer Layer for Polymer Solar Cells, *J. Phys. Chem. C*, 2014, 118(30), 16806–16812, DOI: 10.1021/jp412784q.
- 42 F. Li and M. Liu, Recent Efficient Strategies for Improving Moisture Stability of Perovskite Solar Cells, *J. Mater. Chem. A*, 2017, 5(30), 15447–15459, DOI: 10.1039/C7TA01325F.
- 43 G.-W. Kim, G. Kang, J. Kim, G.-Y. Lee, H. I. Kim, L. Pyeon, J. Lee and T. Park, Dopant-Free Polymeric Hole Transport Materials for Highly Efficient and Stable Perovskite Solar Cells, *Energy Environ. Sci.*, 2016, 9(7), 2326–2333, DOI: 10.1039/c6ee00709k.
- 44 Z. Zhu, D. Zhao, C.-C. Chueh, X. Shi, Z. Li and A. K.-Y. Jen, Highly Efficient and Stable Perovskite Solar Cells Enabled by All-Crosslinked Charge-Transporting Layers, *Joule*, 2018, 2(1), 168–183, DOI: 10.1016/j.joule.2017.11.006.
- 45 G.-W. Kim, G. Kang, M. Malekshahi Byranvand, G.-Y. Lee and T. Park, Graded Mixed Hole Transport Layer in a Perovskite Solar Cell: Improving Moisture Stability and Efficiency, *ACS Appl. Mater. Interfaces*, 2017, 9(33), 27720–27726, DOI: 10.1021/acsami.7b07071.
- 46 K. Choi, J. Lee, H. I. Kim, C. W. Park, G.-W. Kim, H. Choi, S. Park, S. A. Park and T. Park, Thermally Stable, Planar Hybrid Perovskite Solar Cells with High Efficiency, *Energy Environ. Sci.*, 2018, 11(11), 3238–3247, DOI: 10.1039/c8ee02242a.
- 47 Z. H. Bakr, Q. Wali, A. Fakharuddin, L. Schmidt-Mende, T. M. Brown and R. Jose, Advances in Hole Transport Materials Engineering for Stable and Efficient Perovskite Solar Cells, *Nano Energy*, 2017, 34(C), 271–305, DOI: 10.1016/j.nanoen.2017.02.025.
- 48 A. Krishna and C. A. Grimsdale, Hole Transporting Materials for Mesoscopic Perovskite Solar Cells – towards a Rational Design?, *J. Mater. Chem. A*, 2017, 5(32), 16446–16466, DOI: 10.1039/c7ta01258f.
- 49 L. Dongxue and Y. Liu, Recent Progress of Dopant-Free Organic Hole-Transporting Materials in Perovskite Solar Cells, *J. Semicond.*, 2017, 38(1), 011005, DOI: 10.1088/1674-4926/38/1/011005.
- 50 L. Calió, S. Kazim, M. Grätzel and S. Ahmad, Hole-Transport Materials for Perovskite Solar Cells, *Angew. Chem., Int. Ed.*, 2016, 55(47), 14522–14545, DOI: 10.1002/anie.201601757.
- 51 W. Yan, S. Ye, Y. Li, W. Sun, H. Rao, Z. Liu, Z. Bian and C. Huang, Hole-Transporting Materials in Inverted Planar Perovskite Solar Cells, *Adv. Energy Mater.*, 2016, 6(17), 1600474, DOI: 10.1002/aenm.201600474.
- 52 S. Ameen, M. A. Rub, S. A. Kosa, K. A. Alamry, M. S. Akhtar, H.-S. Shin, H.-K. Seo, A. M. Asiri and M. K. Nazeeruddin, Perovskite Solar Cells: Influence of Hole Transporting Materials on Power Conversion Efficiency, *ChemSusChem*, 2016, 9(1), 10–27, DOI: 10.1002/cssc.201501228.
- 53 S. Pitchaiya, M. Natarajan, A. Santhanam, V. Asokan, A. Yuvapragasam, V. Madurai Ramakrishnan, S. E. Palanisamy, S. Sundaram and D. Velauthapillai, A Review on the Classification of Organic/Inorganic/Carbonaceous Hole Transporting Materials for Perovskite Solar Cell Application, *Arabian J. Chem.*, 2018, DOI: 10.1016/j.arabjc.2018.06.006.
- 54 Y. Ko, Y. Kim, C. Lee, Y. Kim and Y. Jun, Investigation of Hole-Transporting Poly(Triarylamine) (PTAA) on Aggregation and Charge Transport for Hysteresis-Less Scalable Planar Perovskite Solar Cells, *ACS Appl. Mater. Interfaces*, 2018, 10(14), 11633–11641, DOI: 10.1021/acsami.7b18745.
- 55 PTAA 702471, <https://www.sigmaaldrich.com/catalog/product/aldrich/702471>, accessed Nov 23, 2018.
- 56 U. Bach, D. Lupo, P. Comte, J. E. Moser, F. Weissörtel, J. Salbeck, H. Spreitzer and M. Grätzel, Solid-State Dye-Sensitized Mesoporous TiO₂ Solar Cells with High Photon-to-Electron Conversion Efficiencies, *Nature*, 1998, 395(6702), 583, DOI: 10.1038/26936.
- 57 Z. Hawash, L. K. Ono and Y. Qi, Recent Advances in Spiro-MeOTAD Hole Transport Material and Its Applications in Organic-Inorganic Halide Perovskite Solar Cells, *Adv. Mater. Interfaces*, 2018, 5(1), 1700623, DOI: 10.1002/admi.201700623.
- 58 C. H. Teh, R. Daik, E. L. Lim, C. C. Yap, M. A. Ibrahim, N. A. Ludin, K. Sopian and M. A. Mat Teridi, A Review of Organic Small Molecule-Based Hole-Transporting Materials for Meso-Structured Organic-Inorganic Perovskite Solar Cells, *J. Mater. Chem. A*, 2016, 4(41), 15788–15822, DOI: 10.1039/c6ta06987h.
- 59 J. Wang, K. Liu, L. Ma and X. Zhan, Triarylamine: Versatile Platform for Organic, Dye-Sensitized, and Perovskite Solar Cells, *Chem. Rev.*, 2016, 116(23), 14675–14725, DOI: 10.1021/acs.chemrev.6b00432.
- 60 P. Agarwala and D. Kabra, A Review on Triphenylamine (TPA) Based Organic Hole Transport Materials (HTMs) for Dye Sensitized Solar Cells (DSSCs) and Perovskite Solar



- Cells (PSCs): Evolution and Molecular Engineering, *J. Mater. Chem. A*, 2017, 5(4), 1348–1373, DOI: 10.1039/c6ta08449d.
- 61 N. J. Jeon, H. Na, E. H. Jung, T.-Y. Yang, Y. G. Lee, G. Kim, H.-W. Shin, S. I. Seok, J. Lee and J. Seo, A Fluorene-Terminated Hole-Transporting Material for Highly Efficient and Stable Perovskite Solar Cells, *Nat. Energy*, 2018, 3(8), 682–689, DOI: 10.1038/s41560-018-0200-6.
- 62 K. Gao, B. Xu, C. Hong, X. Shi, H. Liu, X. Li, L. Xie and A. K.-Y. Jen, Di-Spiro-Based Hole-Transporting Materials for Highly Efficient Perovskite Solar Cells, *Adv. Energy Mater.*, 2018, 8(22), 1800809, DOI: 10.1002/aenm.201800809.
- 63 B. Xu, Z. Zhu, J. Zhang, H. Liu, C.-C. Chueh, X. Li and A. K.-Y. Jen, 4-*tert*-Butylpyridine Free Organic Hole Transporting Materials for Stable and Efficient Planar Perovskite Solar Cells, *Adv. Energy Mater.*, 2017, 7(19), 1700683, DOI: 10.1002/aenm.201700683.
- 64 M. Nazim, S. Ameen, M. S. Akhtar, M. Khaja Nazeeruddin and H.-S. Shin, Tuning Electronic Structures of Thiazolo [5,4-*d*]Thiazole-Based Hole-Transporting Materials for Efficient Perovskite Solar Cells, *Sol. Energy Mater. Sol. Cells*, 2018, 180, 334–342, DOI: 10.1016/j.solmat.2017.07.016.
- 65 D. E. M. Rojas, K. T. Cho, Y. Zhang, M. Urbani, N. Tabet, G. de la Torre, M. K. Nazeeruddin and T. Torres, Tetrathienoanthracene and Tetrathienylbenzene Derivatives as Hole-Transporting Materials for Perovskite Solar Cell, *Adv. Energy Mater.*, 2018, 8(25), 1800681, DOI: 10.1002/aenm.201800681.
- 66 R. Sandoval-Torrientes, I. Zimmermann, J. Calbo, J. Aragón, J. Santos, E. Ortí, N. Martín and M. K. Nazeeruddin, Hole Transporting Materials Based on Benzodithiophene and Dithienopyrrole Cores for Efficient Perovskite Solar Cells, *J. Mater. Chem. A*, 2018, 6(14), 5944–5951, DOI: 10.1039/c7ta11314e.
- 67 M. Saliba, S. Orlandi, T. Matsui, S. Aghazada, M. Cavazzini, J.-P. Correa-Baena, P. Gao, R. Scopelliti, E. Mosconi, K.-H. Dahmen, *et al.*, A Molecularly Engineered Hole-Transporting Material for Efficient Perovskite Solar Cells, *Nat. Energy*, 2016, 1(2), 15017, DOI: 10.1038/nenergy.2015.17.
- 68 P. Gratia, A. Magomedov, T. Malinauskas, M. Daskeviciene, A. Abate, S. Ahmad, M. Grätzel, V. Getautis and M. K. Nazeeruddin, A Methoxydiphenylamine-Substituted Carbazole Twin Derivative: An Efficient Hole-Transporting Material for Perovskite Solar Cells, *Angew. Chem., Int. Ed.*, 2015, 54(39), 11409–11413, DOI: 10.1002/anie.201504666.
- 69 J. Liu, Y. Wu, C. Qin, X. Yang, T. Yasuda, A. Islam, K. Zhang, W. Peng, W. Chen and L. Han, A Dopant-Free Hole-Transporting Material for Efficient and Stable Perovskite Solar Cells, *Energy Environ. Sci.*, 2014, 7(9), 2963–2967, DOI: 10.1039/c4ee01589d.
- 70 M. Frankevičius, A. Mishra, F. Kreuzer, J. Luo, S. Mohammed Zakeeruddin and M. Grätzel, A Dopant-Free Spirobi[Cyclopenta[2,1-*b'*:3,4-*b''*]Dithiophene] Based Hole-Transport Material for Efficient Perovskite Solar Cells, *Mater. Horiz.*, 2015, 2(6), 613–618, DOI: 10.1039/c5mh00154d.
- 71 S. Kazim, F. J. Ramos, P. Gao, M. K. Nazeeruddin, M. Grätzel and S. Ahmad, A Dopant Free Linear Acene Derivative as a Hole Transport Material for Perovskite Pigmented Solar Cells, *Energy Environ. Sci.*, 2015, 8(6), 1816–1823, DOI: 10.1039/c5ee00599j.
- 72 X. Zhao, F. Zhang, C. Yi, D. Bi, X. Bi, P. Wei, J. Luo, X. Liu, S. Wang, X. Li, *et al.*, A Novel One-Step Synthesized and Dopant-Free Hole Transport Material for Efficient and Stable Perovskite Solar Cells, *J. Mater. Chem. A*, 2016, 4(42), 16330–16334, DOI: 10.1039/c6ta05254a.
- 73 F. Zhang, C. Yi, P. Wei, X. Bi, J. Luo, G. Jacopin, S. Wang, X. Li, Y. Xiao, S. M. Zakeeruddin, *et al.*, A Novel Dopant-Free Triphenylamine Based Molecular “Butterfly” Hole-Transport Material for Highly Efficient and Stable Perovskite Solar Cells, *Adv. Energy Mater.*, 2016, 6(14), 1600401, DOI: 10.1002/aenm.201600401.
- 74 Y. Liu, Z. Hong, Q. Chen, H. Chen, W.-H. Chang, Y. M. Yang, T.-B. Song and Y. Yang, Perovskite Solar Cells Employing Dopant-Free Organic Hole Transport Materials with Tunable Energy Levels, *Adv. Mater.*, 2016, 28(3), 440–446, DOI: 10.1002/adma.201504293.
- 75 M. Sun, X. Liu, F. Zhang, H. Liu, X. Liu, S. Wang, Y. Xiao, D. Li, Q. Meng and X. Li, Simple Dopant-Free Hole-Transporting Materials with p- π Conjugated Structure for Stable Perovskite Solar Cells, *Appl. Surf. Sci.*, 2017, 416, 124–132, DOI: 10.1016/j.apsusc.2017.04.153.
- 76 L. Calió, C. Momblona, L. Gil-Escrig, S. Kazim, M. Sessolo, Á. Sastre-Santos, H. J. Bolink and S. Ahmad, Vacuum Deposited Perovskite Solar Cells Employing Dopant-Free Triazatruxene as the Hole Transport Material, *Sol. Energy Mater. Sol. Cells*, 2017, 163, 237–241, DOI: 10.1016/j.solmat.2017.01.037.
- 77 J. Zhang, L. Xu, P. Huang, Y. Zhou, Y. Zhu, N.-Y. Yuan, J. N. Ding, Z.-G. Zhang and Y. Li, Simple and Dopant-Free Hole-Transporting Material Based on (2-Ethylhexyl)-9H-Carbazole for Efficient Planar Perovskite Solar Cells, *J. Mater. Chem. C*, 2017, 5(48), 12752–12757, DOI: 10.1039/C7TC03683C.
- 78 W. Zhou, Z. Wen and P. Gao, Less Is More: Dopant-Free Hole Transporting Materials for High-Efficiency Perovskite Solar Cells, *Adv. Energy Mater.*, 2018, 8(9), 1702512, DOI: 10.1002/aenm.201702512.
- 79 S. Ameen, M. Nazim, M. Shaheer Akhtar, M. Khaja Nazeeruddin and H.-S. Shin, Perovskite Solar Cells by Using Aligned TiO₂ Nano Bundles Grown on Sputtered Ti Layer and Benzothiadiazole Dopant Free Hole Transporting Material, *Nanoscale*, 2017, 9(44), 17544–17550, DOI: 10.1039/C7NR06424A.
- 80 J.-S. Ni, H.-C. Hsieh, C.-A. Chen, Y.-S. Wen, W.-T. Wu, Y.-C. Shih, K.-F. Lin, L. Wang and J. T. Lin, Near-Infrared-Absorbing and Dopant-Free Heterocyclic Quinoid-Based Hole-Transporting Materials for Efficient Perovskite Solar Cells, *ChemSusChem*, 2016, 9(22), 3139–3144, DOI: 10.1002/cssc.201600923.



- 81 F. Wu, B. Wang, R. Wang, Y. Shan, D. Liu, K. Y. Wong, T. Chen and L. Zhu, Investigation on a Dopant-Free Hole Transport Material for Perovskite Solar Cells, *RSC Adv.*, 2016, **6**(73), 69365–69369, DOI: 10.1039/c6ra07603c.
- 82 Y. Li, K. R. Scheel, R. G. Clevenger, W. Shou, H. Pan, K. V. Kilway and Z. Peng, Highly Efficient and Stable Perovskite Solar Cells Using a Dopant-Free Inexpensive Small Molecule as the Hole-Transporting Material, *Adv. Energy Mater.*, 2018, **8**(23), 1801248, DOI: 10.1002/aenm.201801248.
- 83 R. Azmi, S. Y. Nam, S. Sinaga, Z. A. Akbar, C.-L. Lee, S. C. Yoon, I. H. Jung and S.-Y. Jang, High-Performance Dopant-Free Conjugated Small Molecule-Based Hole-Transport Materials for Perovskite Solar Cells, *Nano Energy*, 2018, **44**, 191–198, DOI: 10.1016/j.nanoen.2017.12.002.
- 84 J. Lee, M. Malekshahi Byranvand, G. Kang, S. Y. Son, S. Song, G.-W. Kim and T. Park, Green-Solvent-Processable, Dopant-Free Hole-Transporting Materials for Robust and Efficient Perovskite Solar Cells, *J. Am. Chem. Soc.*, 2017, **139**(35), 12175–12181, DOI: 10.1021/jacs.7b04949.
- 85 X. Liu, X. Tan, Q. Chen, H. Shan, C. Liu, J. Xu, Z.-K. Chen, W. Huang and Z.-X. Xu, Facile Synthesis of a Dopant-Free Hole Transporting Material with a Phenothiazine Core for Planar Perovskite Solar Cells, *RSC Adv.*, 2017, **7**(84), 53604–53610, DOI: 10.1039/c7ra10677g.
- 86 W. Ke, P. Priyanka, S. Vegiraju, C. C. Stoumpos, I. Spanopoulos, C. M. M. Soe, T. J. Marks, M.-C. Chen and M. G. Kanatzidis, Dopant-Free Tetrakis-Triphenylamine Hole Transporting Material for Efficient Tin-Based Perovskite Solar Cells, *J. Am. Chem. Soc.*, 2018, **140**(1), 388–393, DOI: 10.1021/jacs.7b10898.
- 87 Y.-K. Wang, Z.-C. Yuan, G.-Z. Shi, Y.-X. Li, Q. Li, F. Hui, B.-Q. Sun, Z.-Q. Jiang and L.-S. Liao, Dopant-Free Spiro-Triphenylamine/Fluorene as Hole-Transporting Material for Perovskite Solar Cells with Enhanced Efficiency and Stability, *Adv. Funct. Mater.*, 2016, **26**(9), 1375–1381, DOI: 10.1002/adfm.201504245.
- 88 C. Huang, W. Fu, C.-Z. Li, Z. Zhang, W. Qiu, M. Shi, P. Heremans, A. K.-Y. Jen and H. Chen, Dopant-Free Hole-Transporting Material with a C3h Symmetrical Truxene Core for Highly Efficient Perovskite Solar Cells, *J. Am. Chem. Soc.*, 2016, **138**(8), 2528–2531, DOI: 10.1021/jacs.6b00039.
- 89 H.-C. Liao, T. L. D. Tam, P. Guo, Y. Wu, E. F. Manley, W. Huang, N. Zhou, C. M. M. Soe, B. Wang, M. R. Wasielewski, *et al.*, Dopant-Free Hole Transporting Polymers for High Efficiency, Environmentally Stable Perovskite Solar Cells, *Adv. Energy Mater.*, 2016, **6**(16), 1600502, DOI: 10.1002/aenm.201600502.
- 90 X.-C. Liu, F. Zhang, Z. Liu, Y. Xiao, S. Wang and X. Li, Dopant-Free and Low-Cost Molecular “Bee” Hole-Transporting Materials for Efficient and Stable Perovskite Solar Cells, *J. Mater. Chem. C*, 2017, **5**(44), 11429–11435, DOI: 10.1039/c7tc03931j.
- 91 G. Gong, N. Zhao, D. Ni, J. Chen, Y. Shen, M. Wang and G. Tu, Dopant-Free 3,3'-Bithiophene Derivatives as Hole Transport Materials for Perovskite Solar Cells, *J. Mater. Chem. A*, 2016, **4**(10), 3661–3666, DOI: 10.1039/c6ta00032k.
- 92 B. Lüssem, C.-M. Keum, D. Kasemann, B. Naab, Z. Bao and K. Leo, Doped Organic Transistors, *Chem. Rev.*, 2016, **116**(22), 13714–13751, DOI: 10.1021/acs.chemrev.6b00329.
- 93 J. Heinze, B. A. Frontana-Urbe and S. Ludwigs, Electrochemistry of Conducting Polymers—Persistent Models and New Concepts, *Chem. Rev.*, 2010, **110**(8), 4724–4771, DOI: 10.1021/cr900226k.
- 94 G. Pfister, Hopping Transport in a Molecularly Doped Organic Polymer, *Phys. Rev. B: Solid State*, 1977, **16**(8), 3676–3687, DOI: 10.1103/PhysRevB.16.3676.
- 95 K. Walzer, B. Maennig, M. Pfeiffer and K. Leo, Highly Efficient Organic Devices Based on Electrically Doped Transport Layers, *Chem. Rev.*, 2007, **107**(4), 1233–1271, DOI: 10.1021/cr050156n.
- 96 A. Abate, T. Leijtens, S. Pathak, J. Teuscher, R. Avolio, M. E. Errico, J. Kirkpatrick, J. M. Ball, P. Docampo, I. McPherson, *et al.*, Lithium Salts as “Redox Active” p-Type Dopants for Organic Semiconductors and Their Impact in Solid-State Dye-Sensitized Solar Cells, *Phys. Chem. Chem. Phys.*, 2013, **15**(7), 2572–2579, DOI: 10.1039/c2cp44397j.
- 97 R. Schölin, M. H. Karlsson, S. K. Eriksson, H. Siegbahn, E. M. J. Johansson and H. Rensmo, Energy Level Shifts in Spiro-OMeTAD Molecular Thin Films When Adding Li-TFSI, *J. Phys. Chem. C*, 2012, **116**(50), 26300–26305, DOI: 10.1021/jp306433g.
- 98 W. H. Nguyen, C. D. Bailie, E. L. Unger and M. D. McGehee, Enhancing the Hole-Conductivity of Spiro-OMeTAD without Oxygen or Lithium Salts by Using Spiro(TFSI)₂ in Perovskite and Dye-Sensitized Solar Cells, *J. Am. Chem. Soc.*, 2014, **136**(31), 10996–11001, DOI: 10.1021/ja504539w.
- 99 L. K. Ono, P. Schulz, J. J. Endres, G. O. Nikiforov, Y. Kato, A. Kahn and Y. Qi, Air-Exposure-Induced Gas-Molecule Incorporation into Spiro-MeOTAD Films, *J. Phys. Chem. Lett.*, 2014, **5**(8), 1374–1379, DOI: 10.1021/jz500414m.
- 100 A. Abate, D. R. Staff, D. J. Hollman, H. J. Snaith and A. B. Walker, Influence of Ionizing Dopants on Charge Transport in Organic Semiconductors, *Phys. Chem. Chem. Phys.*, 2013, **16**(3), 1132–1138, DOI: 10.1039/c3cp53834f.
- 101 T. Liu, K. Chen, Q. Hu, R. Zhu and Q. Gong, Inverted Perovskite Solar Cells: Progresses and Perspectives, *Adv. Energy Mater.*, 2016, **6**(17), 1600457, DOI: 10.1002/aenm.201600457.
- 102 J. H. Noh, N. J. Jeon, Y. C. Choi, M. K. Nazeeruddin, M. Grätzel and S. I. Seok, Nanostructured TiO₂/CH₃NH₃PbI₃ Heterojunction Solar Cells Employing Spiro-OMeTAD/Co-Complex as Hole-Transporting Material, *J. Mater. Chem. A*, 2013, **1**(38), 11842, DOI: 10.1039/c3ta12681a.
- 103 S. Wang, W. Yuan and Y. S. Meng, Spectrum-Dependent Spiro-OMeTAD Oxidation Mechanism in Perovskite Solar Cells, *ACS Appl. Mater. Interfaces*, 2015, **7**(44), 24791–24798, DOI: 10.1021/acsami.5b07703.



- 104 H. J. Snaith and M. Grätzel, Enhanced Charge Mobility in a Molecular Hole Transporter *via* Addition of Redox Inactive Ionic Dopant: Implication to Dye-Sensitized Solar Cells, *Appl. Phys. Lett.*, 2006, **89**(26), 262114, DOI: 10.1063/1.2424552.
- 105 D. Pérez-del-Rey, D. Forgács, E. M. Hutter, T. J. Savenije, D. Nordlund, P. Schulz, J. J. Berry, M. Sessolo and H. J. Bolink, Strontium Insertion in Methylammonium Lead Iodide: Long Charge Carrier Lifetime and High Fill-Factor Solar Cells, *Adv. Mater.*, 2016, **28**(44), 9839–9845, DOI: 10.1002/adma.201603016.
- 106 M. Stolterfoht, C. M. Wolff, Y. Amir, A. Paulke, L. Perdígón-Toro, P. Caprioglio and D. Neher, Approaching the Fill Factor Shockley–Queisser Limit in Stable, Dopant-Free Triple Cation Perovskite Solar Cells, *Energy Environ. Sci.*, 2017, **10**(6), 1530–1539, DOI: 10.1039/c7ee00899f.
- 107 W. Shockley and H. J. Queisser, Detailed Balance Limit of Efficiency of P–n Junction Solar Cells, *J. Appl. Phys.*, 1961, **32**(3), 510–519, DOI: 10.1063/1.1736034.
- 108 E. J. Juarez-Perez, M. R. Leyden, S. Wang, L. K. Ono, Z. Hawash and Y. Qi, Role of the Dopants on the Morphological and Transport Properties of Spiro-MeOTAD Hole Transport Layer, *Chem. Mater.*, 2016, **28**(16), 5702–5709, DOI: 10.1021/acs.chemmater.6b01777.
- 109 S. Wang, Z. Huang, X. Wang, Y. Li, M. Günther, S. Valenzuela, P. Parikh, A. Cabrerós, W. Xiong and Y. S. Meng, Unveiling the Role of TBP–LiTFSI Complexes in Perovskite Solar Cells, *J. Am. Chem. Soc.*, 2018, **140**(48), 16720–16730, DOI: 10.1021/jacs.8b09809.
- 110 L. K. Ono, Z. Hawash, E. J. Juarez-Perez, L. Qiu, Y. Jiang and Y. Qi, The Influence of Secondary Solvents on the Morphology of a Spiro-MeOTAD Hole Transport Layer for Lead Halide Perovskite Solar Cells, *J. Phys. D: Appl. Phys.*, 2018, **51**(29), 294001, DOI: 10.1088/1361-6463/aacb6e.
- 111 S. Wang, M. Sina, P. Parikh, T. Uekert, B. Shahbazian, A. Devaraj and Y. S. Meng, Role of 4-*tert*-Butylpyridine as a Hole Transport Layer Morphological Controller in Perovskite Solar Cells, *Nano Lett.*, 2016, **16**(9), 5594–5600, DOI: 10.1021/acs.nanolett.6b02158.
- 112 W. H. Howie, J. E. Harris, J. R. Jennings and L. M. Peter, Solid-State Dye-Sensitized Solar Cells Based on Spiro-MeOTAD, *Sol. Energy Mater. Sol. Cells*, 2007, **91**(5), 424–426, DOI: 10.1016/j.solmat.2006.10.003.
- 113 S. N. Habisreutinger, N. K. Noel, H. J. Snaith and R. J. Nicholas, Investigating the Role of 4-*tert*-Butylpyridine in Perovskite Solar Cells, *Adv. Energy Mater.*, 2017, **7**(1), 1601079, DOI: 10.1002/aenm.201601079.
- 114 T. Leijtens, G. E. Eperon, S. Pathak, A. Abate, M. M. Lee and H. J. Snaith, Overcoming Ultraviolet Light Instability of Sensitized TiO₂ with Meso-Superstructured Organometal Tri-Halide Perovskite Solar Cells, *Nat. Commun.*, 2013, **4**, 2885, DOI: 10.1038/ncomms3885.
- 115 N. Aristidou, I. Sanchez-Molina, T. Chotchuanhutchaval, M. Brown, L. Martinez, T. Rath and S. A. Haque, The Role of Oxygen in the Degradation of Methylammonium Lead Trihalide Perovskite Photoactive Layers, *Angew. Chem., Int. Ed.*, 2015, **54**(28), 8208–8212, DOI: 10.1002/anie.201503153.
- 116 Z. Hawash, L. K. Ono, S. R. Raga, M. V. Lee and Y. Qi, Air-Exposure Induced Dopant Redistribution and Energy Level Shifts in Spin-Coated Spiro-MeOTAD Films, *Chem. Mater.*, 2015, **27**(2), 562–569, DOI: 10.1021/cm504022q.
- 117 A. K. Jena, M. Ikegami and T. Miyasaka, Severe Morphological Deformation of Spiro-OMeTAD in (CH₃NH₃)PbI₃ Solar Cells at High Temperature, *ACS Energy Lett.*, 2017, **2**(8), 1760–1761, DOI: 10.1021/acseenergylett.7b00582.
- 118 G. Parthasarathy, C. Shen, A. Kahn and S. R. Forrest, Lithium Doping of Semiconducting Organic Charge Transport Materials, *J. Appl. Phys.*, 2001, **89**(9), 4986–4992, DOI: 10.1063/1.1359161.
- 119 J. A. Christians, P. A. Miranda Herrera and P. V. Kamat, Transformation of the Excited State and Photovoltaic Efficiency of CH₃NH₃PbI₃ Perovskite upon Controlled Exposure to Humidified Air, *J. Am. Chem. Soc.*, 2015, **137**(4), 1530–1538, DOI: 10.1021/ja511132a.
- 120 J. Yang, B. D. Siempelkamp, D. Liu and T. L. Kelly, Investigation of CH₃NH₃PbI₃ Degradation Rates and Mechanisms in Controlled Humidity Environments Using *In Situ* Techniques, *ACS Nano*, 2015, **9**(2), 1955–1963, DOI: 10.1021/nn506864k.
- 121 G. N. Hall, M. Stuckelberger, T. Nietzold, J. Hartman, J.-S. Park, J. Werner, B. Niesen, M. L. Cummings, V. Rose, C. Ballif, *et al.*, The Role of Water in the Reversible Optoelectronic Degradation of Hybrid Perovskites at Low Pressure, *J. Phys. Chem. C*, 2017, **121**(46), 25659–25665, DOI: 10.1021/acs.jpcc.7b06402.
- 122 Y. Li, Y. Wang, T. Zhang, S. Yoriya, P. Kumnorkaew, S. Chen, X. Guo and Y. Zhao, Li Dopant Induces Moisture Sensitive Phase Degradation of an All-Inorganic CsPbI₂Br Perovskite, *Chem. Commun.*, 2018, **54**(70), 9809–9812, DOI: 10.1039/C8CC05444D.
- 123 I. Lee, J. H. Yun, H. J. Son and T.-S. Kim, Accelerated Degradation Due to Weakened Adhesion from Li-TFSI Additives in Perovskite Solar Cells, *ACS Appl. Mater. Interfaces*, 2017, **9**(8), 7029–7035, DOI: 10.1021/acsami.6b14089.
- 124 Q. Wang, Influence of a Cobalt Additive in Spiro-OMeTAD on Charge Recombination and Carrier Density in Perovskite Solar Cells Investigated Using Impedance Spectroscopy, *Phys. Chem. Chem. Phys.*, 2018, **20**(15), 10114–10120, DOI: 10.1039/c8cp00008e.
- 125 J. A. Christians, F. Zhang, R. C. Bramante, M. O. Reese, T. H. Schloemer, A. Sellinger, M. F. A. M. van Hest, K. Zhu, J. J. Berry and J. M. Luther, Stability at Scale: Challenges of Module Interconnects for Perovskite Photovoltaics, *ACS Energy Lett.*, 2018, 2502–2503, DOI: 10.1021/acseenergylett.8b01498.
- 126 Y. Yue, N. Salim, Y. Wu, X. Yang, A. Islam, W. Chen, J. Liu, E. Bi, F. Xie, M. Cai, *et al.*, Enhanced Stability of Perovskite Solar Cells through Corrosion-Free Pyridine Derivatives in Hole-Transporting Materials, *Adv. Mater.*, 2016, **28**(48), 10738–10743, DOI: 10.1002/adma.201602822.
- 127 J. A. Christians, P. Schulz, J. S. Tinkham, T. H. Schloemer, S. P. Harvey, B. J. T. d. Villers, A. Sellinger, J. J. Berry and



- J. M. Luther, Tailored Interfaces of Unencapsulated Perovskite Solar Cells for >1000 Hour Operational Stability, *Nat. Energy*, 2018, 3(1), 68, DOI: 10.1038/s41560-017-0067-y.
- 128 J. Zhang, T. Zhang, L. Jiang, U. Bach and Y.-B. Cheng, 4-*tert*-Butylpyridine Free Hole Transport Materials for Efficient Perovskite Solar Cells: A New Strategy to Enhance the Environmental and Thermal Stability, *ACS Energy Lett.*, 2018, 3(7), 1677–1682, DOI: 10.1021/acseenergylett.8b00786.
- 129 A. Abate, D. J. Hollman, J. Teuscher, S. Pathak, R. Avolio, G. D'Errico, G. Vitiello, S. Fantacci and H. J. Snaith, Protic Ionic Liquids as P-Dopant for Organic Hole Transporting Materials and Their Application in High Efficiency Hybrid Solar Cells, *J. Am. Chem. Soc.*, 2013, 135(36), 13538–13548, DOI: 10.1021/ja406230f.
- 130 T. Welton, Room-Temperature Ionic Liquids. Solvents for Synthesis and Catalysis, *Chem. Rev.*, 1999, 99(8), 2071–2084, DOI: 10.1021/cr980032t.
- 131 S. Guarnera, A. Abate, W. Zhang, J. M. Foster, G. Richardson, A. Petrozza and H. J. Snaith, Improving the Long-Term Stability of Perovskite Solar Cells with a Porous Al₂O₃ Buffer Layer, *J. Phys. Chem. Lett.*, 2015, 6(3), 432–437, DOI: 10.1021/jz502703p.
- 132 A. Abate, S. Paek, F. Giordano, J.-P. Correa-Baena, M. Saliba, P. Gao, T. Matsui, J. Ko, S. M. Zakeeruddin, K. H. Dahmen, *et al.*, Silolothiophene-Linked Triphenylamines as Stable Hole Transporting Materials for High Efficiency Perovskite Solar Cells, *Energy Environ. Sci.*, 2015, 8(10), 2946–2953, DOI: 10.1039/c5ee02014j.
- 133 H. Zhang, Y. Shi, F. Yan, L. Wang, K. Wang, Y. Xing, Q. Dong and T. Ma, A Dual Functional Additive for the HTM Layer in Perovskite Solar Cells, *Chem. Commun.*, 2014, 50(39), 5020–5022, DOI: 10.1039/c3cc49458f.
- 134 D. Xu, X. Chen, L. Wang, L. Qiu, H. Zhang and F. Yan, Performance Enhancement for High Performance Dye-Sensitized Solar Cells *via* Using Pyridinyl-Functionalized Ionic Liquid Type Additive, *Electrochim. Acta*, 2013, 106, 181–186, DOI: 10.1016/j.electacta.2013.05.091.
- 135 L. Calìo, M. Salado, S. Kazim and S. Ahmad, A Generic Route of Hydrophobic Doping in Hole Transporting Material to Increase Longevity of Perovskite Solar Cells, *Joule*, 2018, 2(9), 1800–1815, DOI: 10.1016/j.joule.2018.06.012.
- 136 Z. Li, J. Tinkham, P. Schulz, M. Yang, D. H. Kim, J. Berry, A. Sellinger and K. Zhu, Acid Additives Enhancing the Conductivity of Spiro-OMeTAD Toward High-Efficiency and Hysteresis-Less Planar Perovskite Solar Cells, *Adv. Energy Mater.*, 2017, 7(4), 1601451, DOI: 10.1002/aenm.201601451.
- 137 T. Ye, J. Wang, W. Chen, Y. Yang and D. He, Improved Performance and Reproducibility of Perovskite Solar Cells by Well-Soluble Tris(Pentafluorophenyl)Borane as a p-Type Dopant, *ACS Appl. Mater. Interfaces*, 2017, 9(21), 17923–17931, DOI: 10.1021/acsami.7b02969.
- 138 A. Dai, Y. Zhou, A. L. Shu, S. K. Mohapatra, H. Wang, C. Fuentes-Hernandez, Y. Zhang, S. Barlow, Y.-L. Loo, S. R. Marder, *et al.*, Enhanced Charge-Carrier Injection and Collection *Via* Lamination of Doped Polymer Layers p-Doped with a Solution-Processible Molybdenum Complex, *Adv. Funct. Mater.*, 2014, 24(15), 2197–2204, DOI: 10.1002/adfm.201303232.
- 139 C.-Y. Chang, B.-C. Tsai and Y.-C. Hsiao, Efficient and Stable Vacuum-Free-Processed Perovskite Solar Cells Enabled by a Robust Solution-Processed Hole Transport Layer, *ChemSusChem*, 2017, 10(9), 1981–1988, DOI: 10.1002/cssc.201700340.
- 140 A. Pellaroque, N. K. Noel, S. N. Habisreutinger, Y. Zhang, S. Barlow, S. R. Marder and H. J. Snaith, Efficient and Stable Perovskite Solar Cells Using Molybdenum Tris(Dithiolene)s as p-Dopants for Spiro-OMeTAD, *ACS Energy Lett.*, 2017, 2044–2050, DOI: 10.1021/acseenergylett.7b00614.
- 141 M. Draganjac, E. Simhon, L. T. Chan, M. Kanatzidis, N. C. Baenziger and D. Coucouvanis, Synthesis, Interconversions, and Structural Characterization of the Molybdenum Sulfide Anions, [(S₄)₂MoS]²⁻, [(S₄)₂MoO]²⁻, (Mo₂S₁₀)²⁻ and (Mo₂S₁₂)²⁻, *Inorg. Chem.*, 1982, 21(9), 3321–3332, DOI: 10.1021/ic00139a014.
- 142 P. Qin, S. Tanaka, S. Ito, N. Tetreault, K. Manabe, H. Nishino, M. K. Nazeeruddin and M. Grätzel, Inorganic Hole Conductor-Based Lead Halide Perovskite Solar Cells with 12.4% Conversion Efficiency, *Nat. Commun.*, 2014, 5, 3834, DOI: 10.1038/ncomms4834.
- 143 Y. C. Kim, T.-Y. Yang, N. J. Jeon, J. Im, S. Jang, T. J. Shin, H.-W. Shin, S. Kim, E. Lee, S. Kim, *et al.*, Engineering Interface Structures between Lead Halide Perovskite and Copper Phthalocyanine for Efficient and Stable Perovskite Solar Cells, *Energy Environ. Sci.*, 2017, 10(10), 2109–2116, DOI: 10.1039/c7ee01931a.
- 144 S. Chen, P. Liu, Y. Hua, Y. Li, L. Kloo, X. Wang, B. Ong, W.-K. Wong and X. Zhu, Study of Arylamine-Substituted Porphyrins as Hole-Transporting Materials in High-Performance Perovskite Solar Cells, *ACS Appl. Mater. Interfaces*, 2017, 9(15), 13231–13239, DOI: 10.1021/acsami.7b01904.
- 145 L. Calìo, J. Follana-Berná, S. Kazim, M. Madsen, H.-G. Rubahn, Á. Sastre-Santos and S. Ahmad, Cu(II) and Zn(II) Based Phthalocyanines as Hole Selective Layers for Perovskite Solar Cells, *Sustainable Energy Fuels*, 2017, 1(10), 2071–2077, DOI: 10.1039/c7se00367f.
- 146 C. Rodríguez-Seco, L. Cabau, A. Vidal-Ferran and E. Palomares, Advances in the Synthesis of Small Molecules as Hole Transport Materials for Lead Halide Perovskite Solar Cells, *Acc. Chem. Res.*, 2018, 51(4), 869–880, DOI: 10.1021/acs.accounts.7b00597.
- 147 J. Seo, N. J. Jeon, W. S. Yang, H.-W. Shin, T. K. Ahn, J. Lee, J. H. Noh and S. I. Seok, Effective Electron Blocking of CuPC-Doped Spiro-OMeTAD for Highly Efficient Inorganic-Organic Hybrid Perovskite Solar Cells, *Adv. Energy Mater.*, 2015, 5(20), 1501320, DOI: 10.1002/aenm.201501320.
- 148 M. Li, Z.-K. Wang, Y.-G. Yang, Y. Hu, S.-L. Feng, J.-M. Wang, X.-Y. Gao and L.-S. Liao, Copper Salts Doped Spiro-OMeTAD for High-Performance Perovskite Solar Cells,



- Adv. Energy Mater.*, 2016, **6**(21), 1601156, DOI: 10.1002/aenm.201601156.
- 149 C. Chen, W. Zhang, J. Cong, M. Cheng, B. Zhang, H. Chen, P. Liu, R. Li, M. Safdari, L. Kloo, *et al.*, Cu(n) Complexes as p-Type Dopants in Efficient Perovskite Solar Cells, *ACS Energy Lett.*, 2017, **2**(2), 497–503, DOI: 10.1021/acseenergylett.6b00691.
- 150 J.-Y. Seo, H.-S. Kim, S. Akin, M. Stojanovic, E. Simon, M. Fleischer, A. Hagfeldt, S. M. Zakeeruddin and M. Grätzel, Novel P-Dopant toward Highly Efficient and Stable Perovskite Solar Cells, *Energy Environ. Sci.*, 2018, **11**(10), 2985–2992, DOI: 10.1039/C8EE01500G.
- 151 P. Wang, J. Zhang, Z. Zeng, R. Chen, X. Huang, L. Wang, J. Xu, Z. Hu and Y. Zhu, Copper Iodide as a Potential Low-Cost Dopant for Spiro-MeOTAD in Perovskite Solar Cells, *J. Mater. Chem. C*, 2016, **4**(38), 9003–9008, DOI: 10.1039/c6tc03077g.
- 152 J. Zhang, Q. Daniel, T. Zhang, X. Wen, B. Xu, L. Sun, U. Bach and Y.-B. Cheng, Chemical Dopant Engineering in Hole Transport Layers for Efficient Perovskite Solar Cells: Insight into the Interfacial Recombination, *ACS Nano*, 2018, **12**(10), 10452–10462, DOI: 10.1021/acsnano.8b06062.
- 153 L. Badia, E. Mas-Marzá, R. S. Sánchez, E. M. Barea, J. Bisquert and I. Mora-Seró, New Iridium Complex as Additive to the Spiro-OMeTAD in Perovskite Solar Cells with Enhanced Stability, *APL Mater.*, 2014, **2**(8), 081507, DOI: 10.1063/1.4890545.
- 154 Q. Liu, L. Fan, Q. Zhang, A. Zhou, B. Wang, H. Bai, Q. Tian, B. Fan and T. Zhang, Benzoyl Peroxide as an Efficient Dopant for Spiro-OMeTAD in Perovskite Solar Cells, *ChemSusChem*, 2017, **10**(15), 3098–3104, DOI: 10.1002/cssc.201700872.
- 155 X. Gu, Y. Li, Y. Mu, M. Zhang, T. Lu and P. Wang, FeCl₃ as a Low-Cost and Efficient p-Type Dopant of Spiro-OMeTAD for High Performance Perovskite Solar Cells, *RSC Adv.*, 2018, **8**(17), 9409–9413, DOI: 10.1039/c8ra00243f.
- 156 Y. Saygili, S.-H. Turren-Cruz, S. Olthof, B. W. H. Saes, I. B. Pehlivan, M. Saliba, K. Meerholz, T. Edvinsson, S. M. Zakeeruddin, M. Grätzel, *et al.*, Planar Perovskite Solar Cells with High Open-Circuit Voltage Containing a Supramolecular Iron Complex as Hole Transport Material Dopant, *ChemPhysChem*, 2018, **19**(11), 1363–1370, DOI: 10.1002/cphc.201800032.
- 157 I. Jeon, H. Ueno, S. Seo, K. Aitola, R. Nishikubo, A. Saeki, H. Okada, G. Boschloo, S. Maruyama and Y. Matsuo, Lithium-Ion Endohedral Fullerene (Li⁺@C₆₀) Dopants in Stable Perovskite Solar Cells Induce Instant Doping and Anti-Oxidation, *Angew. Chem., Int. Ed.*, 2018, **57**(17), 4607–4611, DOI: 10.1002/anie.201800816.
- 158 K. Domanski, J.-P. Correa-Baena, N. Mine, M. K. Nazeeruddin, A. Abate, M. Saliba, W. Tress, A. Hagfeldt and M. Grätzel, Not All That Glitters Is Gold: Metal-Migration-Induced Degradation in Perovskite Solar Cells, *ACS Nano*, 2016, **10**(6), 6306–6314, DOI: 10.1021/acsnano.6b02613.
- 159 C. C. Boyd, R. Cheacharoen, K. A. Bush, R. Prasanna, T. Leijtens and M. D. McGehee, Barrier Design to Prevent Metal-Induced Degradation and Improve Thermal Stability in Perovskite Solar Cells, *ACS Energy Lett.*, 2018, **3**(7), 1772–1778, DOI: 10.1021/acseenergylett.8b00926.
- 160 L. Zhao, R. A. Kerner, Z. Xiao, Y. L. Lin, K. M. Lee, J. Schwartz and B. P. Rand, Redox Chemistry Dominates the Degradation and Decomposition of Metal Halide Perovskite Optoelectronic Devices, *ACS Energy Lett.*, 2016, **1**(3), 595–602, DOI: 10.1021/acseenergylett.6b00320.
- 161 B. Xu, J. Huang, H. Ågren, L. Kloo, A. Hagfeldt and L. Sun, AgTFSI as P-Type Dopant for Efficient and Stable Solid-State Dye-Sensitized and Perovskite Solar Cells, *ChemSusChem*, 2014, **7**(12), 3252–3256, DOI: 10.1002/cssc.201402678.
- 162 Y. Hua, B. Xu, P. Liu, H. Chen, H. Tian, M. Cheng, L. Kloo and L. Sun, High Conductivity Ag-Based Metal Organic Complexes as Dopant-Free Hole-Transport Materials for Perovskite Solar Cells with High Fill Factors, *Chem. Sci.*, 2016, **7**(4), 2633–2638, DOI: 10.1039/c5sc03569d.
- 163 Y. Kato, L. K. Ono, M. V. Lee, S. Wang, S. R. Raga and Y. Qi, Silver Iodide Formation in Methyl Ammonium Lead Iodide Perovskite Solar Cells with Silver Top Electrodes, *Adv. Mater. Interfaces*, 2015, **2**(13), 1500195, DOI: 10.1002/admi.201500195.
- 164 T. Leijtens, T. Giovenzana, S. N. Habisreutinger, J. S. Tinkham, N. K. Noel, B. A. Kamino, G. Sadoughi, A. Sellinger and H. J. Snaith, Hydrophobic Organic Hole Transporters for Improved Moisture Resistance in Metal Halide Perovskite Solar Cells, *ACS Appl. Mater. Interfaces*, 2016, **8**(9), 5981–5989, DOI: 10.1021/acsaami.5b10093.
- 165 E. Kasparavicius, A. Magomedov, T. Malinauskas and V. Getautis, Long-Term Stability of the Oxidized Hole Transporting Materials Used in Perovskite Solar Cells, *Chem.–Eur. J.*, 2018, **24**(99), 9910–9918, DOI: 10.1002/chem.201801441.
- 166 A. Magomedov, E. Kasparavičius, K. Rakstys, S. Paek, N. Gasilova, K. Genevicius, G. Juška, T. Malinauskas, M. K. Nazeeruddin and V. Getautis, Pyridination of Hole Transporting Material in Perovskite Solar Cells Questions the Long-Term Stability, *J. Mater. Chem. C*, 2018, **6**(33), 8874–8878, DOI: 10.1039/C8TC02242A.
- 167 Z. Li, T. R. Klein, D. H. Kim, M. Yang, J. J. Berry, M. F. A. M. van Hest and K. Zhu, Scalable Fabrication of Perovskite Solar Cells, *Nat. Rev. Mater.*, 2018, **3**(4), 18017, DOI: 10.1038/natrevmats.2018.17.
- 168 J. B. Torrance, The Difference between Metallic and Insulating Salts of Tetracyanoquinodimethone (TCNQ): How to Design an Organic Metal, *Acc. Chem. Res.*, 1979, **12**(3), 79–86, DOI: 10.1021/ar50135a001.
- 169 M.-C. Jung, S. R. Raga, L. K. Ono and Y. Qi, Substantial Improvement of Perovskite Solar Cells Stability by Pinhole-Free Hole Transport Layer with Doping Engineering, *Sci. Rep.*, 2015, **5**, 9863, DOI: 10.1038/srep09863.
- 170 M.-C. Jung and Y. Qi, Dopant Interdiffusion Effects in n-i-p Structured Spiro-OMeTAD Hole Transport Layer of Organometal Halide Perovskite Solar Cells, *Org. Electron.*, 2016, **31**(C), 71–76, DOI: 10.1016/j.orgel.2016.01.018.



- 171 C. Momblona, L. Gil-Escrig, E. Bandiello, E. M. Hutter, M. Sessolo, K. Lederer, J. Blochwitz-Nimoth and H. J. Bolink, Efficient Vacuum Deposited P–i–n and n–i–p Perovskite Solar Cells Employing Doped Charge Transport Layers, *Energy Environ. Sci.*, 2016, **9**(11), 3456–3463, DOI: 10.1039/c6ee02100j.
- 172 L. Huang, Z. Hu, J. Xu, K. Zhang, J. Zhang, J. Zhang and Y. Zhu, Efficient and Stable Planar Perovskite Solar Cells with a Non-Hygroscopic Small Molecule Oxidant Doped Hole Transport Layer, *Electrochim. Acta*, 2016, **196**, 328–336, DOI: 10.1016/j.electacta.2016.03.002.
- 173 D. Song, D. Wei, P. Cui, M. Li, Z. Duan, T. Wang, J. Ji, Y. Li, J. Michel Mbengue, Y. Li, *et al.*, Dual Function Interfacial Layer for Highly Efficient and Stable Lead Halide Perovskite Solar Cells, *J. Mater. Chem. A*, 2016, **4**(16), 6091–6097, DOI: 10.1039/c6ta00577b.
- 174 J. Zhang, B. Xu, L. Yang, A. Mingorance, C. Ruan, Y. Hua, L. Wang, N. Vlachopoulos, M. Lira-Cantú, G. Boschloo, *et al.*, Incorporation of Counter Ions in Organic Molecules: New Strategy in Developing Dopant-Free Hole Transport Materials for Efficient Mixed-Ion Perovskite Solar Cells, *Adv. Energy Mater.*, 2017, **7**(14), 1602736, DOI: 10.1002/aenm.201602736.
- 175 J. Xu, O. Voznyy, R. Comin, X. Gong, G. Walters, M. Liu, P. Kanjanaboos, X. Lan and E. H. Sargent, Crosslinked Remote-Doped Hole-Extracting Contacts Enhance Stability under Accelerated Lifetime Testing in Perovskite Solar Cells, *Adv. Mater.*, 2016, **28**(14), 2807–2815, DOI: 10.1002/adma.201505630.
- 176 J.-H. Lee and J.-J. Kim, Interfacial Doping for Efficient Charge Injection in Organic Semiconductors, *Phys. Status Solidi A*, 2012, **209**(8), 1399–1413, DOI: 10.1002/pssa.201228199.
- 177 P. Schulz, J. O. Tjepelt, J. A. Christians, I. Levine, E. Edri, E. M. Sanehira, G. Hodes, D. Cahen and A. Kahn, High-Work-Function Molybdenum Oxide Hole Extraction Contacts in Hybrid Organic–Inorganic Perovskite Solar Cells, *ACS Appl. Mater. Interfaces*, 2016, **8**(46), 31491–31499, DOI: 10.1021/acsami.6b10898.
- 178 G. Dong, D. Xia, Y. Yang, L. Shenga, T. Ye and R. Fan, Keggin-Type PMo11V as a P-Type Dopant for Enhancing the Efficiency and Reproducibility of Perovskite Solar Cells, *ACS Appl. Mater. Interfaces*, 2017, **9**(3), 2378–2386, DOI: 10.1021/acsami.6b12938.

