

## RESEARCH ARTICLE

View Article Online  
View Journal | View IssueCite this: *Org. Chem. Front.*, 2018, 5, 1143

## Copper(II)-catalyzed trifluoromethylation of iodoarenes using Chen's reagent†

Shiyu Zhao,<sup>a,d</sup> Yong Guo,<sup>b</sup> En-Jian Han,<sup>a</sup> Jun Luo,<sup>b</sup> Hui-Min Liu,<sup>\*b</sup> Chao Liu,<sup>a,d</sup> Weidong Xie,<sup>c</sup> Wei Zhang<sup>c</sup> and Mengying Wang<sup>c</sup>

The introduction of a trifluoromethyl group to organic molecules is significant for modern drug discovery; thus practical routes towards catalytic trifluoromethylation are highly desired. Herein, we report the efficient copper(II)-catalyzed nucleophilic trifluoromethylation of various aryl and heteroaryl iodides using methyl fluorosulfonyldifluoroacetate (FO<sub>2</sub>SCF<sub>2</sub>CO<sub>2</sub>Me, Chen's reagent). The use of CuCl<sub>2</sub> instead of CuI resulted in a significant improvement in the original Chen's methodology; specifically, catalytic amounts (10 to 15%) of CuCl<sub>2</sub> were used instead of Cu(I) salts for the generation of CuCF<sub>3</sub> species. The improved trifluoromethylation converts aryl and heteroaryl iodides into the corresponding CF<sub>3</sub>-containing molecules with multiple functional groups in moderate to high yields. Moreover, a mechanism was proposed for this new catalytic system.

Received 10th January 2018,  
Accepted 24th January 2018

DOI: 10.1039/c8qo00025e

rsc.li/frontiers-organic

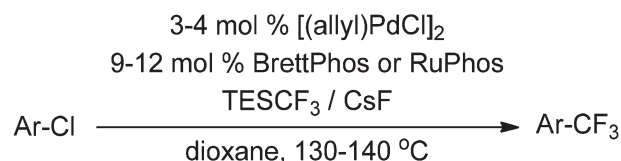
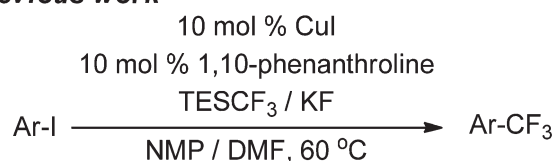
## Introduction

Fluorine plays a unique role in chemical transformations, pharmaceutical effects, and physical properties; as a result, a variety of trifluoromethylated aromatics have been developed for potent drugs such as Prozac.<sup>1–3</sup> Many strategies have been applied for the trifluoromethylation of aryl and heteroaryl compounds, including radical trifluoromethylation, electrophilic trifluoromethylation, and nucleophilic trifluoromethylation.<sup>4–15</sup> Among them, CF<sub>3</sub>Cu complexes are generally prepared or generated *in situ* to ensure efficient trifluoromethylation.<sup>16–20</sup> However, copper-mediated trifluoromethylation reactions of haloarenes usually require stoichiometric or excess amounts of copper species to obtain good yields of trifluoromethylated products. As such, catalytic trifluoromethylation reactions are in high demand and represent a significant challenge in organic chemistry.

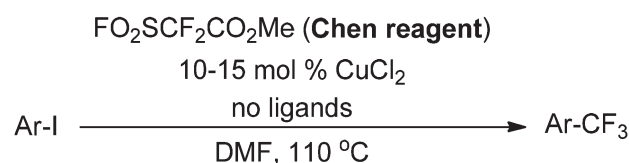
In 1989, Chen first reported the catalytic trifluoromethylation of aryl, alkenyl, and benzyl halides using methyl fluorosulfonyldifluoroacetate (FO<sub>2</sub>SCF<sub>2</sub>CO<sub>2</sub>Me, Chen's reagent).<sup>20</sup> Today, this approach is well-recognized as Chen's

methodology.<sup>16,18a,21–24</sup> Besides this example, catalytic trifluoromethylation was not reported until 2009 (Scheme 1).<sup>8,25–31</sup> In 2009, Amii reported a catalytic trifluoromethylation reaction using Cu(I)-diamine complexes and CF<sub>3</sub>SiEt<sub>3</sub>.<sup>25a</sup> In 2010, Buchwald achieved the Pd-catalyzed trifluoromethylation of aryl chlorides using a phosphine ligand such as BrettPhos or RuPhos.<sup>30</sup> Mechanistically,

## Previous work



## This work: a revisit of our work in 1989



Scheme 1 Nucleophilic trifluoromethylations.

<sup>a</sup>Key Laboratory of Organofluorine Chemistry, Shanghai Institute of Organic Chemistry, Chinese Academy of Sciences, 345 Lingling Road, Shanghai 200032, P. R. China. E-mail: yguo@sioc.ac.cn, szliuhm@sit.edu.cn

<sup>b</sup>School of Perfume and Aroma Technology, Shanghai Institute of Technology, 100 Haiquan Road, Shanghai 201418, P. R. China. E-mail: szliuhm@sit.edu.cn

<sup>c</sup>Sanming Hexafluoro Chemicals Co., LTD., Fluorinated New Material Industry Park, Mingxi, Fujian 365200, P. R. China

<sup>d</sup>University of Chinese Academy of Sciences, P. R. China

†Electronic supplementary information (ESI) available. See DOI: 10.1039/c8qo00025e

“ligandless” reactions facilitate the reactivity of “CuCF<sub>3</sub>” and thus promote the oxidative addition of “CuCF<sub>3</sub>” to aryl halides.<sup>32</sup> However, catalysis without nitrogen or phosphine ligands has not been extensively studied.

Chen’s reagent is a commercially available and easy to handle liquid for the trifluoromethylation of haloarenes; it exhibits good functional group compatibility and a versatile trifluoromethylation ability. This cost-effective reagent is amenable for the trifluoromethylation of a wide variety of bioactive compounds. However, even in the pioneering work, copper species were often used in stoichiometric or excess amounts in academic research and industrial applications.<sup>21,22</sup> Chen’s reagent is also used as a difluorocarbene reagent or a precursor for a difluoromethyl radical (CF<sub>2</sub>CO<sub>2</sub>Me).<sup>23</sup> Moreover, a series of related reagents have been developed for trifluoromethylation.<sup>18a,24</sup> In some cases, Chen’s reagent was claimed to be better than the Ruppert–Prakash reagent (TMSCF<sub>3</sub>), CF<sub>3</sub>B(OMe)<sub>3</sub>K, and CF<sub>3</sub>CO<sub>2</sub>Na.<sup>22a</sup> Trifluoromethylation using Chen’s reagent can also be induced by zero valence copper, as disclosed in Chen’s early research.<sup>21a</sup> Owing to recent green requirements in transition metal catalysis, we revisited the initial publication in 1989, and found an improved catalytic trifluoromethylation, which we believe will benefit the future discovery of new medicines and agrochemicals.

## Results and discussion

Among most examples described in the previous work published in 1989, excess aryl iodides were typically required, which hindered the separation of the starting materials from final products when the modifying molecules were structurally complex.<sup>20</sup> Therefore, it is desired to use organic halides as limiting reagents.

To begin, we screened the reaction conditions using 1-iodonaphthalene (**1a**) as a model substrate and limiting reagent, and reacted it with Chen’s reagent (**2**) in the presence of 10 mol% CuCl<sub>2</sub> in DMF at 110 °C (Table 1). The 88% yield of the trifluoromethylated aromatic (**3a**) was inspiring (Table 1, entry 1). Next, we compared the effects of several copper(II) salts, namely CuBr<sub>2</sub>, Cu(OAc)<sub>2</sub>, and Cu(OH)<sub>2</sub>, which give the desired products in 84%, 86%, and 86% yields, respectively (Table 1, entries 2–4). However, CuO and CuF<sub>2</sub> did not give the desired product (Table 1, entries 5 and 6). When the amount of CuCl<sub>2</sub> was reduced to 5 mol%, the product yield decreased to 67% (Table 1, entry 7). The reduction of **2** to 2.0 equivalents or 1.5 equivalents gave the product in 80% and 73% yields (Table 1, entries 8 and 9). Finally, reaction temperatures of 100, 90, and 80 °C resulted in moderate to good yields (55 to 83%) of the products (Table 1, entries 10–12). The yield was 83% at 120 °C (Table 1, entry 13).

Next, we explored the scope of the copper(II)-catalyzed nucleophilic trifluoromethylation of aromatic and heteroaromatic iodides (Table 2). Electron-deficient aryl iodides exhibited good reactivity and the products (**3e–3m**, **3p**, and **3q**) were

**Table 1** Optimization of trifluoromethylation catalyzed by Cu(II) salts<sup>a</sup>

Entry	[Cu]	[Cu] mol%	<b>2</b> (equiv.)	Temp. (°C)	Yield <sup>b</sup> (%)
1	CuCl <sub>2</sub>	10	2.5	110	88 <sup>c</sup> (82) <sup>d</sup>
2	CuBr <sub>2</sub>	10	2.5	110	84 <sup>c</sup>
3	Cu(OAc) <sub>2</sub>	10	2.5	110	86 <sup>c</sup>
4	Cu(OH) <sub>2</sub>	10	2.5	110	86 <sup>c</sup>
5	CuO	10	2.5	110	0
6	CuF <sub>2</sub>	10	2.5	110	0
7	CuCl <sub>2</sub>	5	2.5	110	67
8	CuCl <sub>2</sub>	10	2.0	110	80
9	CuCl <sub>2</sub>	10	1.5	110	73
10	CuCl <sub>2</sub>	10	2.5	100	83
11	CuCl <sub>2</sub>	10	2.5	90	72
12	CuCl <sub>2</sub>	10	2.5	80	55
13	CuCl <sub>2</sub>	10	2.5	120	83

<sup>a</sup> Reaction conditions: 1-iodonaphthalene (**1a**, 0.5 mmol), copper salt (as indicated), **2** (as indicated), at the indicated reaction temperatures in DMF (1.5 mL) under a nitrogen atmosphere for 2 h. <sup>b</sup> The yields were determined by the <sup>19</sup>F NMR analysis of crude reaction mixtures using benzonitrile as the internal standard. <sup>c</sup> **1a** was completely consumed. <sup>d</sup> Isolated yields.

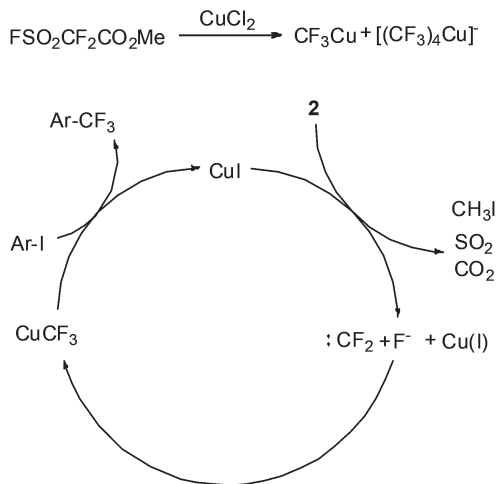
**Table 2** Substrate scope of copper(II)-catalyzed trifluoromethylation<sup>a,b</sup>


<sup>a</sup> Reaction conditions: Iodides (0.5 mmol), **2** (2.5 equiv.) and CuCl<sub>2</sub> (10 mol%) at 110 °C in DMF (1.5 mL) under a nitrogen atmosphere for 2 h. <sup>b</sup> Isolated yields (<sup>19</sup>F NMR yields). <sup>c</sup> Reaction conditions: Iodides (0.5 mmol), **2** (3 equiv.), and CuCl<sub>2</sub> (15 mol%), at 110 °C in DMF (1.5 mL) under a nitrogen atmosphere for 2 h.

obtained in 78–92% yields. While some electron-neutral (**3a–3c**) and electron-rich substrates (**3s**) gave the corresponding products in 78–85% yields, aryl and heteroaryl substrates required slightly greater amounts of the catalyst (15 mol% of  $\text{CuCl}_2$ ) and 3 equivalents of **2** for a good conversion. Thus, **3d**, **3n**, **3o**, **3r**, **3t**, and **3v** were obtained in 51 to 82% yields. An *ortho* effect was observed upon comparing *o*-methoxy and *p*-methoxy aryl iodides (**3r** vs. **3s**). A range of functional groups, including nitro, halogen, aldehyde, ether, ester, ketone, cyano, and hydroxyl moieties, were tolerated in this transformation. Notably, halogen, aldehyde, ketone, ester, and hydroxyl groups can provide a complementary platform for further transformations. Additionally, heteroaryl iodides (5-chloro-2-iodopyrimidine, 3-iodo-2-methoxypyridine, 2-iodo-4-methoxypyrimidine, 3-iodothiophene, and 2-iodopyridine) were all suitable substrates, giving the desired trifluoromethylated products (**3w–3aa**) in moderate to good yields (55–83%).

In order to demonstrate the potential synthetic utility of this reaction, a large-scale experiment was performed, which produced **3e** in 83% yield (Scheme 2a). This methodology could be used to produce biologically active molecules such as Prozac (Scheme 2b).

To gain further insights into the  $\text{Cu(II)}$ -catalyzed trifluoromethylation reaction, the decomposition of **2** and its reaction with  $\text{CuCl}_2$  were studied using  $^{19}\text{F}$  NMR spectroscopy (see the ESI†). When  $\text{CuCl}_2$  was mixed with **2** in a 0.2 : 1 ratio in DMF, two signals at  $-28.9$  ppm and  $-34.1$  ppm were detected within 5 min. According to the literature,<sup>33,34</sup> the signals at  $-28.9$  ppm and  $-34.1$  ppm were assigned “ $\text{CuCF}_3$ ” and “[ $\text{Cu}(\text{CF}_3)_4$ ]<sup>−</sup>,” respectively. Based on these findings, we proposed a mechanism for the  $\text{Cu(II)}$  catalyzed trifluoromethylation (Scheme 3). First,  $\text{CuCl}_2$  reacts with **2** in DMF giving  $\text{Cu(I)}$



**Scheme 3** Proposed mechanism of  $\text{Cu(II)}$ -catalyzed trifluoromethylation with Chen's reagent.

(“ $\text{CuCF}_3$ ”) and  $\text{Cu(III)}$  [ $[\text{Cu}(\text{CF}_3)_4]^-$ ] species. The “ligandless”  $\text{CuCF}_3$  generated *in situ* reacts with haloarenes to provide the desired trifluoromethylated products and generates  $\text{CuI}$ , which acts as the catalyst for the reaction. By using a catalytic amount of  $\text{CuI}$ , the yield of trifluoromethylation was 86% (for **3a**). When  $\text{KCl}$  and  $\text{Bu}_4\text{NCl}$  were added as an additive to the reaction mixture under the  $\text{CuI}$  catalyzed conditions, the yields decreased to 48% and 72%, respectively. These experiments imply that the  $\text{CuI}$  instead of chlorides is the true catalyst for the reaction.

## Conclusion

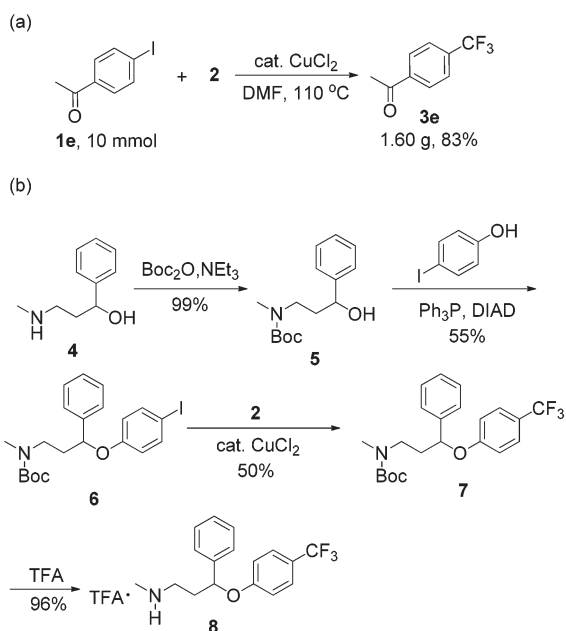
The efficient copper(II)-catalyzed nucleophilic trifluoromethylation of aryl and heteroaryl iodides was achieved in the presence of Chen's reagent. 10–15 mol%  $\text{Cu(II)}$  chloride allowed the conversion of various aryl and heteroaryl iodides into the corresponding trifluoromethyl-containing products in moderate to high yields. The reaction was applicable to both electron-deficient and electron-rich arenes, as well as heteroarenes, and a broad range of functional groups was tolerated. The power of Chen's methodology was highlighted, and this work will reinforce the synthesis of functional molecules bearing  $\text{CF}_3$  moieties.

## Conflicts of interest

There are no conflicts to declare.

## Acknowledgements

The support for our work by the National Natural Science Foundation of China (No. 21737004, 21672239, 21421002, and 21302207), and Key Laboratory of Photochemical Conversion



**Scheme 2** Application of  $\text{Cu(II)}$ -catalyzed trifluoromethylation.

and Optoelectronic Materials, TIPC, CAS is gratefully acknowledged.

## References

- 1 Y. Zhou, J. Wang, Z. Gu, S. Wang, W. Zhu, J. L. Aceña, V. A. Soloshonok, K. Izawa and H. Liu, *Chem. Rev.*, 2016, **116**, 422–518.
- 2 D. O'Hagan, *Chem. Soc. Rev.*, 2008, **37**, 308–319.
- 3 (a) C. Alonso, E. M. de Marigorta, G. Rubiales and F. Palacios, *Chem. Rev.*, 2015, **115**, 1847–1935; (b) M. A. McClinton and D. A. McClinton, *Tetrahedron*, 1992, **48**, 6555–6666.
- 4 (a) C.-P. Zhang, Q.-Y. Chen, Y. Guo, J.-C. Xiao and Y.-C. Gu, *Coord. Chem. Rev.*, 2014, **261**, 28–72; (b) S. Roy, B. T. Gregg, G. W. Gribble, V.-D. Le and S. Roy, *Tetrahedron*, 2011, **67**, 2161–2195; (c) S. L. Clarke and G. P. McGlacken, *Chem. – Eur. J.*, 2017, **23**, 1219–1230.
- 5 X. Liu, C. Xu, M. Wang and Q. Liu, *Chem. Rev.*, 2015, **115**, 683–730.
- 6 G. K. Prakash and A. K. Yudin, *Chem. Rev.*, 1997, **97**, 757–786.
- 7 (a) J. Charpentier, N. Fruh and A. Togni, *Chem. Rev.*, 2015, **115**, 650–682; (b) T. Umemoto, *Chem. Rev.*, 1996, **96**, 1757–1778.
- 8 (a) J. Xu, D.-F. Luo, B. Xiao, Z.-J. Liu, T.-J. Gong, Y. Fu and L. Liu, *Chem. Commun.*, 2011, **47**, 4300–4302; (b) T. Liu and Q. Shen, *Org. Lett.*, 2011, **13**, 2342–2345.
- 9 H. Egami and M. Sodeoka, *Angew. Chem., Int. Ed.*, 2014, **53**, 8294–8308.
- 10 E. Merino and C. Nevado, *Chem. Soc. Rev.*, 2014, **43**, 6598–6608.
- 11 A. Studer, *Angew. Chem., Int. Ed.*, 2012, **51**, 8950–8958.
- 12 D. A. Nagib and D. W. MacMillan, *Nature*, 2011, **480**, 224–228.
- 13 Y. Ye and M. S. Sanford, *J. Am. Chem. Soc.*, 2012, **134**, 9034–9037.
- 14 O. A. Tomashenko and V. V. Grushin, *Chem. Rev.*, 2011, **111**, 4475–4521.
- 15 M. D. Levin, T. Q. Chen, M. E. Neubig, C. M. Hong, C. A. Theulier, I. J. Kobylanski, M. Janabi, J. P. O'Neil and F. D. Toste, *Science*, 2017, **356**, 1272–1276.
- 16 Q.-Y. Chen, *J. Fluorine Chem.*, 1995, **72**, 241–246.
- 17 (a) Y. Kobayashi and I. Kumadaki, *J. Chem. Soc., Perkin Trans. 1*, 1980, 661–664; (b) D. J. Burton and D. M. Wiemers, *J. Am. Chem. Soc.*, 1985, **107**, 5014–5015; (c) G. E. Carr, R. D. Chambers, T. F. Holmes and D. G. Parker, *J. Chem. Soc., Perkin Trans. 1*, 1988, 921–926; (d) J. G. Macneil and D. J. Burton, *J. Fluorine Chem.*, 1991, **55**, 225–227; (e) H. Urata and T. Fuchikami, *Tetrahedron Lett.*, 1991, **32**, 91–94.
- 18 (a) G. Zhao, H. Wu, Z. Xiao, Q.-Y. Chen and C. Liu, *RSC Adv.*, 2016, **6**, 50250–50254; (b) C.-P. Zhang, J. Cai, C.-B. Zhou, X.-P. Wang, X. Zheng, Y.-C. Gu and J.-C. Xiao, *Chem. Commun.*, 2011, **47**, 9516–9518; (c) A. Zanardi, M. A. Novikov, E. Martin, J. Benet-Buchholz and V. V. Grushin, *J. Am. Chem. Soc.*, 2011, **133**, 20901–20913; (d) P. Ivashkin, G. Lemonnier, J. Cousin, V. Gregoire, D. Labar, P. Jubault and X. Pannecoucke, *Chem. – Eur. J.*, 2014, **20**, 9514–9518; (e) X. Zhang, J. Wang and Z. Wan, *Org. Lett.*, 2015, **17**, 2086–2089; (f) X. Li, J. Zhao, L. Zhang, M. Hu, L. Wang and J. Hu, *Org. Lett.*, 2015, **17**, 298–301.
- 19 (a) G. G. Dubinina, H. Furutachi and D. A. Vicic, *J. Am. Chem. Soc.*, 2008, **130**, 8600–8601; (b) H. Morimoto, T. Tsubogo, N. D. Litvinas and J. F. Hartwig, *Angew. Chem., Int. Ed.*, 2011, **50**, 3793–3798; (c) X. Lin, C. Hou, H. Li and Z. Weng, *Chem. – Eur. J.*, 2016, **22**, 2075–2084; (d) O. A. Tomashenko, E. C. Escudero-Adan, M. M. Belmonte and V. V. Grushin, *Angew. Chem., Int. Ed.*, 2011, **50**, 7655–7659; (e) X. Lin, Z. Li, X. Han and Z. Weng, *RSC Adv.*, 2016, **6**, 75465–75469.
- 20 Q.-Y. Chen and S.-W. Wu, *J. Chem. Soc., Chem. Commun.*, 1989, 705–706.
- 21 (a) Q.-Y. Chen, G.-Y. Yang and S.-W. Wu, *J. Fluorine Chem.*, 1991, **55**, 291–298; (b) X.-S. Fei, W.-S. Tian and Q.-Y. Chen, *Bioorg. Med. Chem. Lett.*, 1997, **7**, 3113–3118; (c) X.-S. Fei, W.-S. Tian and Q.-Y. Chen, *J. Chem. Soc., Perkin Trans. 1*, 1998, 1139–1142; (d) Submitted by X.-S. Fei, W.-S. Tian, K. Ding, Y. Wang and Q.-Y. Chen, Checked by T. Yamakawa and T. Fukuyama, *Org. Synth.*, 2010, **87**, 126–136; (e) J.-X. Duan, D.-B. Su, J.-P. Wu and Q.-Y. Chen, *J. Fluorine Chem.*, 1994, **66**, 167–169; (f) S. Zhao, C. Liu, Y. Guo, J.-C. Xiao and Q.-Y. Chen, *Synthesis*, 2014, 1674–1688; (g) J. Chen, K.-L. Li, Y. Guo, C. Liu, C.-C. Guo and Q.-Y. Chen, *RSC Adv.*, 2013, **3**, 8227–8231; (h) L.-M. Jin, L. Chen, J.-J. Yin, J.-M. Zhou, C.-C. Guo and Q.-Y. Chen, *J. Org. Chem.*, 2006, **71**, 527–536; (i) L.-M. Jin, L. Chen, J.-J. Yin, C.-C. Guo and Q.-Y. Chen, *Eur. J. Org. Chem.*, 2005, 3994–4001; (j) C. Liu and Q.-Y. Chen, *Eur. J. Org. Chem.*, 2005, 3680–3686.
- 22 (a) R. S. Foster, H. Jakobi and J. P. Harrity, *Org. Lett.*, 2012, **14**, 4858–4861; (b) Y. Deng, C. Sun, D. K. Hunt, C. Fyfe, C. L. Chen, T. H. Grossman, J. A. Sutcliffe and X. Y. Xiao, *J. Med. Chem.*, 2017, **60**, 2498–2512; (c) N. Sharma, N. Kumari, T. S. Chundawat, S. Kumar and S. Bhagat, *RSC Adv.*, 2017, **7**, 10150–10153; (d) Z. Xu, S. Pan and Y. Huang, *Chin. J. Org. Chem.*, 2014, **34**, 1391–1398; (e) M. L. Maddess, J. P. Scott, A. Alorati, C. Baxter, N. Bremeyer, S. Brewer, K. Campos, E. Cleator, A. Dieguez-Vazquez, A. Gibb, A. Gibson, M. Howard, S. Keen, A. Klapars, J. Lee, J. Li, J. Lynch, P. Mullens, D. Wallace and R. Wilson, *Org. Process Res. Dev.*, 2014, **18**, 528–538; (f) H. Nishiyama, M. Ono, T. Sugimoto, T. Sasai, N. Asakawa, S. Ueno, Y. Tominaga, T. Yaegashi, M. Nagaoka, T. Matsuzaki, N. Kogure, M. Kitajima and H. Takayama, *MedChemComm*, 2014, **5**, 452; (g) J. F. Miller, P. Y. Chong, J. B. Shotwell, J. G. Catalano, V. W. Tai, J. Fang, A. L. Banka, C. D. Roberts, M. Youngman, H. Zhang, Z. Xiong, A. Mathis, J. J. Pouliot, R. K. Hamatake, D. J. Price, J. W. Seal 3rd, L. L. Stroup, K. L. Creech, L. H. Carballo, D. Todd, A. Spaltenstein, S. Furst, Z. Hong and A. J. Peat,

- J. Med. Chem.*, 2014, **57**, 2107–2120; (h) J. A. Mulder, R. P. Frutos, N. D. Patel, B. Qu, X. Sun, T. G. Tampone, J. Gao, M. Sarvestani, M. C. Eriksson, N. Haddad, S. Shen, J. J. Song and C. H. Senanayake, *Org. Process Res. Dev.*, 2013, **17**, 940–945; (i) Y. Wang, M. Han, L. Zhang, S. Zhou and Z. Duan, *Chin. J. Org. Chem.*, 2013, **33**, 1057–1061; (j) A. Aguilar, H. Zhou, J. Chen, L. Liu, L. Bai, D. McEachern, C. Y. Yang, J. Meagher, J. Stuckey and S. Wang, *J. Med. Chem.*, 2013, **56**, 3048–3067; (k) T. Sifferlen, R. Koberstein, E. Cottreel, A. Boller, T. Weller, J. Gatfield, C. Brisbare-Roch, F. Jenck and C. Boss, *Bioorg. Med. Chem. Lett.*, 2013, **23**, 2212–2216; (l) E. M. Skoda, G. C. Davis and P. Wipf, *Org. Process Res. Dev.*, 2012, **16**, 26–34; (m) F.-L. Qing and F. Zheng, *Synlett*, 2011, 1052–1072; (n) P. Wipf, J. Xiao and C. R. Stephenson, *Chimia*, 2009, **63**, 764–775; (o) C.-L. Wang, H.-Q. Li, W.-D. Meng and F.-L. Qing, *Bioorg. Med. Chem. Lett.*, 2005, **15**, 4456–4458; (p) X. Zheng, W.-D. Meng, Y.-Y. Xu, J.-G. Cao and F.-L. Qing, *Bioorg. Med. Chem. Lett.*, 2003, **13**, 881–884; (q) F.-L. Qing, J. F. Fan, H.-B. Sun and X.-J. Yue, *J. Chem. Soc., Perkin Trans. 1*, 1997, 3053–3057; (r) F.-L. Qing and J. Fan, *Bioorg. Med. Chem. Lett.*, 1997, **7**, 2117–2120; (s) F.-L. Qing, X. Zhang and Y. Peng, *J. Fluorine Chem.*, 2001, **111**, 185–187.
- 23 (a) S. Eusterwiemann, H. Martinez and W. R. Dolbier Jr., *J. Org. Chem.*, 2012, **77**, 5461–5464; (b) W. Yu, X.-H. Xu and F.-L. Qing, *Org. Lett.*, 2016, **18**, 5130–5133; (c) C. S. Thomason, H. Martinez and W. R. Dolbier, *J. Fluorine Chem.*, 2013, **150**, 53–59.
- 24 (a) Y. Liu, H. Wu, Y. Guo, J.-C. Xiao, Q.-Y. Chen and C. Liu, *Angew. Chem., Int. Ed.*, 2017, **56**, 15432–15435; (b) Z.-Y. Long, J.-X. Duan, Y.-B. Lin, C.-Y. Guo and Q.-Y. Chen, *J. Fluorine Chem.*, 1996, **78**, 177–181; (c) D.-B. Su, J.-X. Duan and Q.-Y. Chen, *Tetrahedron Lett.*, 1991, **32**, 7689–7690; (d) J.-X. Duan and Q.-Y. Chen, *J. Chem. Soc., Perkin Trans. 1*, 1994, 725–730; (e) Q.-Y. Chen and J.-X. Duan, *J. Chem. Soc., Chem. Commun.*, 1993, 1389–1391; (f) J.-X. Duan, D.-B. Su and Q.-Y. Chen, *J. Fluorine Chem.*, 1993, **61**, 279–284; (g) Q.-Y. Chen and S.-W. Wu, *J. Chem. Soc., Perkin Trans. 1*, 1989, 2385–2387.
- 25 (a) M. Oishi, H. Kondo and H. Amii, *Chem. Commun.*, 2009, 1909–1911; (b) H. Kondo, M. Oishi, K. Fujikawa and H. Amii, *Adv. Synth. Catal.*, 2011, **353**, 1247–1252; (c) N. Shimizu, H. Kondo, M. Oishi, K. Fujikawa, K. Komoda and H. Amii, *Org. Synth.*, 2016, **93**, 147–162.
- 26 T. Knauber, F. Arikian, G. V. Röscenthaler and L. J. Gooßen, *Chem. – Eur. J.*, 2011, **17**, 2689–2697.
- 27 Z. Weng, R. Lee, W. Jia, Y. Yuan, W. Wang, X. Feng and K.-W. Huang, *Organometallics*, 2011, **30**, 3229–3232.
- 28 K. Aikawa, Y. Nakamura, Y. Yokota, W. Toya and K. Mikami, *Chem. – Eur. J.*, 2015, **21**, 96–100.
- 29 J. Zheng, J.-H. Lin, X.-Y. Deng and J.-C. Xiao, *Org. Lett.*, 2015, **17**, 532–535.
- 30 E. J. Cho, T. D. Senecal, T. Kinzel, Y. Zhang, D. A. Watson and S. L. Buchwald, *Science*, 2010, **328**, 1679–1681.
- 31 D. M. Ferguson, J. R. Bour, A. J. Canty, J. W. Kampf and M. S. Sanford, *J. Am. Chem. Soc.*, 2017, **139**, 11662–11665.
- 32 A. I. Konovalov, A. Lishchynskyi and V. V. Grushin, *J. Am. Chem. Soc.*, 2014, **136**, 13410–13425.
- 33 D. M. Wiemers and D. J. Burton, *J. Am. Chem. Soc.*, 1986, **108**, 832–834.
- 34 (a) S.-L. Zhang and W.-F. Bie, *Dalton Trans.*, 2016, **45**, 17588–17592; (b) N. Nebra and V. V. Grushin, *J. Am. Chem. Soc.*, 2014, **136**, 16998–17001.