

Cite this: *Chem. Sci.*, 2022, 13, 9432

All publication charges for this article have been paid for by the Royal Society of Chemistry

Received 12th June 2022  
Accepted 15th July 2022

DOI: 10.1039/d2sc03288k

rsc.li/chemical-science

## Non-directed Pd-catalysed electrooxidative olefination of arenes†

Subir Panja,<sup>a</sup> Salman Ahsan,<sup>b</sup> Tanay Pal,<sup>a</sup> Simon Kolb,<sup>c</sup> Wajid Ali,<sup>a</sup> Sulekha Sharma,<sup>b</sup> Chandan Das,<sup>a</sup> Jagrit Grover,<sup>a</sup> Arnab Dutta,<sup>\*a</sup> Daniel B. Werz,<sup>ID \*c</sup> Amit Paul,<sup>ID \*b</sup> and Debabrata Maiti<sup>ID \*a</sup>

The Fujiwara–Moritani reaction is a powerful tool for the olefination of arenes by Pd-catalysed C–H activation. However, the need for superstoichiometric amounts of toxic chemical oxidants makes the reaction unattractive from an environmental and atom-economical view. Herein, we report the first non-directed and regioselective olefination of simple arenes *via* an electrooxidative Fujiwara–Moritani reaction. The versatility of this operator-friendly approach was demonstrated by a broad substrate scope which includes arenes, heteroarenes and a variety of olefins. Electroanalytical studies suggest the involvement of a Pd(II)/Pd(IV) catalytic cycle *via* a Pd(III) intermediate.

Transition metal-catalysed C–H functionalisation reactions have increasingly gained importance over the last few decades since they allow direct and rapid installation of functionality. Regardless of the undeniable synthetic value of such transformations, the need for superstoichiometric quantities of expensive and hazardous oxidants (*e.g.*, silver and copper salts) remains a major drawback from a sustainable chemistry perspective.<sup>1,2</sup> Additionally, chemical oxidants often lead to the formation of by-products, hindering purification and decreasing atom economy. Nevertheless, very few reports were also reported in the literature wherein mild oxidant such as molecular oxygen can also serve as the oxidising agent.<sup>3</sup> To make chemical processes and transformations intrinsically sustainable, organic chemists re-discovered synthetic electrochemistry as an environmentally friendly approach.<sup>3–6</sup> In the domain of synthetic electrochemistry, the Lei group achieved a significant milestone and installed C–C bonds through a different cross-coupling strategy.<sup>1k,2f–h</sup> Electroorganic synthesis utilizes electric current to realize redox processes and thereby avoids the use of dangerous, expensive, and polluting chemical oxidising or reducing agents. Precise control of electrochemical reaction parameters often leads to commendable reactivity and chemoselectivity and hence to an improved atom economy. In addition, electrochemical processes fulfil the

expectations of sustainability since electricity can be generated from renewable energy sources, such as wind, sunlight or biomass. Recent efforts in the field of electrochemical C–H activation resulted in significant progress towards efficient C–C and C–heteroatom bond formations.<sup>7–10</sup> Hence, the utilization of electric current as an alternative oxidant in Pd-catalysed C–H functionalisations is emerging as an attractive alternative to stoichiometric reagents.<sup>11–13</sup>

The Fujiwara–Moritani reaction is one of the earliest known examples of Pd-catalysed oxidative C–H functionalisations for C–C bond formation.<sup>14</sup> This extraordinary C(sp<sup>2</sup>)-H alkenylation reaction avoids the use of prefunctionalised starting materials; however, it suffers from the drawbacks of regioselectivity, reactivity and use of excess arenes.<sup>15</sup> Since its development, a number of modified strategies have been reported by different research groups to address the issue of reactivity and selectivity.<sup>16–21</sup> In recent times, the ligand assisted oxidative C–H alkenylation of arenes without directing substituents has been established as one of the major strategies to overcome the reactivity issue and to elaborate the substrate scope.

However, regioselectivity for most of the sterically and electronically unbiased arenes is still not up to the mark. The most recent studies on the non-directed oxidative C–H olefination of arenes were reported independently by Yu and van Gemmeren (Scheme 1). The Yu group employed electron-deficient 2-pyridone as an X-type ligand for the olefination of both electron-rich and electron-poor arenes including heteroarenes as the limiting reagent (Scheme 1a).<sup>18</sup> The pyridone ligand improves the selectivity in a non-directed approach as compared to the directed C–H olefination reaction by enhancing the influence of steric effects. On the other hand, the van Gemmeren group utilizes two complementary ligands *N*-Ac-Gly-OH and a 6-methylpyridine derivative in a 1 : 1 ratio to accomplish the non-

<sup>a</sup>IIT Bombay, Department of Chemistry and IDP, Climate Studies, Powai, Mumbai 400076, India. E-mail: dmaiti@iitb.ac.in; arnabdutta@chem.iitb.ac.in

<sup>b</sup>Indian Institute of Science Education and Research (IISER) Bhopal, Department of Chemistry, Bhopal, Madhya Pradesh 462066, India. E-mail: apaul@iiserb.ac.in

<sup>c</sup>Technische Universität Braunschweig, Institute of Organic Chemistry, Hagenring 30, 38106 Braunschweig, Germany. E-mail: d.werz@tu-braunschweig.de

† Electronic supplementary information (ESI) available. CCDC 2120828. For ESI and crystallographic data in CIF or other electronic format see <https://doi.org/10.1039/d2sc03288k>



directed olefination reaction of arenes (Scheme 1b).<sup>20</sup> Despite the indisputable advances made by these research groups in the area of non-directed oxidative C–H olefination of arenes, the use of superstoichiometric amounts of toxic and waste-generating oxidants (Ag salts) deciphers into a strong call for an environmentally responsive and atom-economic protocol. To address these shortcomings, we recently introduced Pd-photoredox catalysed olefination of non-directed arenes with excellent site selectivity under oxidant free conditions.<sup>21</sup>

In 2007, Jutand reported the directing group assisted Pd-electrocatalysed *ortho*-olefination of acetyl protected aniline in a divided cell by utilizing catalytic amounts of benzoquinone as a redox mediator (Scheme 1c).<sup>22a</sup> A Rh-catalysed *ortho*-C–H olefination of benzamide was developed through an electrooxidative pathway by the Ackermann group (Scheme 1d).<sup>22b</sup> Simple arenes that bear no directing groups are cheap, easily available and very desirable starting materials. However, the use of such arenes is significantly more challenging for selective functionalisation as transformations often result in the formation of complex product mixtures. With no report of an electrooxidative Pd-catalysed C(sp<sup>2</sup>)-H alkenylation of simple arenes present, we wish to present such a variant of the Fujiwara–Moritani reaction (Scheme 1e). The developed method proceeds through a non-directed pathway and is controlled by stereo-electronic factors. This protocol does not require additional chemical oxidizing agents and is executed using an operator-friendly undivided cell setup.

To start our study, naphthalene was chosen as a challenging substrate because of its ability to form  $\alpha$ - and  $\beta$ -products. We examined various reaction conditions for the desired Pd-

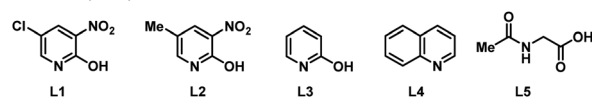
catalysed electrooxidative C–H alkenylation in a simple undivided cell setup (Table 1, and see ESI Tables S1–S8†) with *n*-butyl acrylate as the coupling partner. After rigorous optimisation, we found that naphthalene reacts with *n*-butyl acrylate in dichloroethane (DCE) in the presence of Pd(OAc)<sub>2</sub> (10 mol%), ligand **L1** (20 mol%), and the electrolyte *tetra-n*-butylammonium hexafluorophosphate (TBAPF<sub>6</sub>, 0.5 equiv.) while employing a graphite felt anode and a platinum cathode maintaining constant current electrolytic conditions ( $j = 2.5 \text{ mA cm}^{-2}$ , Table 1, entry 1). The desired  $\beta$ -olefinated product was formed in 70% yield and with >25 : 1 regioselectivity ( $\beta : \alpha$ ). Other transition metal catalysts such as Co(OAc)<sub>2</sub> · 4H<sub>2</sub>O or [Ru(*p*-cymene)Cl<sub>2</sub>]<sub>2</sub> as substitutes for Pd(OAc)<sub>2</sub> were found to be completely ineffective (entries 2 and 3). Changes in the catalyst loading were not found to be beneficial (entries 4 and 5).

Notably, in the present transformation the ligand has a major influence on the reactivity and selectivity aspects (see

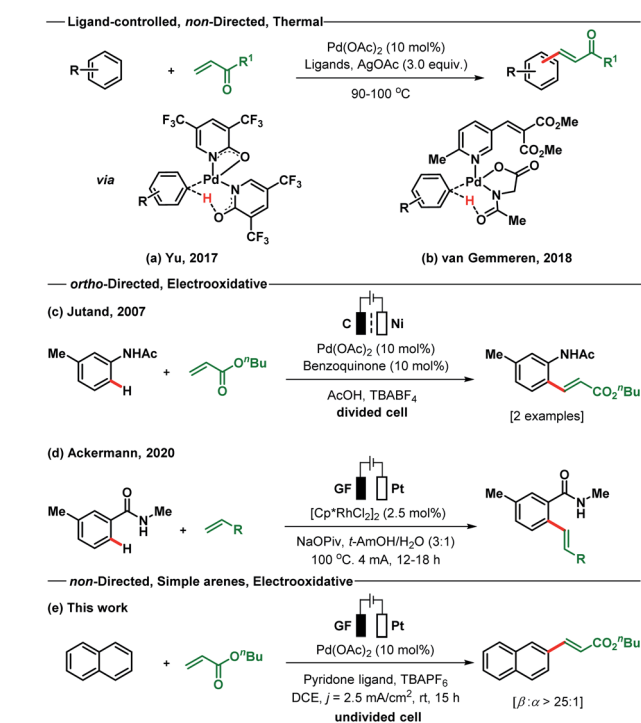
Table 1 Optimization of the non-directed Pd-catalysed electrooxidative olefination of simple arenes<sup>a</sup>



Entry	Alteration from standard conditions	Yield of <b>1</b> <sup>b</sup> (%)	Selectivity ( $\beta : \alpha$ )
1	None	70	>25 : 1
2	Co(OAc) <sub>2</sub> · 4H <sub>2</sub> O instead of Pd(OAc) <sub>2</sub>	9	1 : 1
3	[Ru( <i>p</i> -cymene)Cl <sub>2</sub> ] <sub>2</sub> instead of Pd(OAc) <sub>2</sub>	NR	NR
4	Pd(OAc) <sub>2</sub> · (5 mol%)	51	>25 : 1
5	Pd(OAc) <sub>2</sub> · (20 mol%)	71	>25 : 1
6	<b>L2</b> instead of <b>L1</b>	45	8 : 1
7	<b>L3</b> instead of <b>L1</b>	59	20 : 1
8	<b>L4</b> instead of <b>L1</b>	19	5 : 1
9	<b>L5</b> instead of <b>L1</b>	8	1 : 1
10	Benzoquinone (10 mol%)	68	>25 : 1
11	PivOH (1.0 equiv.)	61	20 : 1
12	Ni foam instead of Pt	64	>25 : 1
13	GF instead of Pt	49	15 : 1
14	Steel instead of Pt	31	13 : 1
15	6 mA cm <sup>-2</sup> instead of 2.5 mA cm <sup>-2</sup>	27	11 : 1
16	24 h reaction time	47	20 : 1
17	12 h reaction time	56	21 : 1
18	No electricity	NR	—
19	No Pd(OAc) <sub>2</sub>	NR	—



<sup>a</sup> Standard reaction conditions: undivided cell, GF anode, Pt cathode,  $j = 2.5 \text{ mA cm}^{-2}$ , naphthalene (0.2 mmol), *n*-butyl acrylate (0.5 mmol), Pd(OAc)<sub>2</sub> (10 mol%), **L1** (20 mol%), TBAPF<sub>6</sub> (0.5 equiv.), DCE (3 mL), 15 h, under air. <sup>b</sup> Yield determined by <sup>1</sup>H-NMR of crude reaction mixture. NR = no reaction; TBAPF<sub>6</sub> = *tetra-n*-butylammonium hexafluorophosphate. GF = graphite felt. Surface area of electrodes dipped in solution = 0.7 cm × 0.7 cm, current = 1.225 mA and current density = 2.5 mA cm<sup>-2</sup> (electrochemical surface area = 1.23 cm<sup>2</sup>).



Scheme 1 Recent approaches to sustainable C–H alkenylation reactions.



the ESI, Table S4†). After studying a series of 2-pyridone, pyridine and amino acid-based ligands L2–L5 it was found that L1 is the optimal ligand since it provided superior yield and selectivity (entries 6–9). Addition of catalytic amounts of *p*-benzoquinone as a redox mediator (entry 10) or pivalic acid as an additive (entry 11, Table 1) had minimal influence on the reaction outcome. While nickel foam as a cathode material shows similar efficiency, the use of a carbon felt or a steel cathode led to lower reactivity and selectivity (entries 12–14). Increasing the electric current density ( $j = 6 \text{ mA cm}^{-2}$ ) was detrimental since it provided the desired product in low yield (27%) and with decreased  $\beta : \alpha$ -selectivity (11 : 1; entry 15). Additionally, longer and shorter reaction times resulted in lower yields of the olefinated product **1** (entries 16 and 17). Finally, control experiments confirmed that both the electric potential and Pd(OAc)<sub>2</sub> are essential to furnish the reaction products (entries 18 and 19, Table 1).

With optimised reaction conditions in hand, reaction generality was explored by testing a range of substituted arenes and heteroarenes with *n*-butyl acrylate (Scheme 2). Following the olefination of naphthalene (68%, >25 : 1  $\beta : \alpha$  selectivity), 1,2,3,4-tetrahydronaphthalene was successfully reacted (52%, 11 : 1  $\beta : \alpha$ -selectivity). Next, we applied our standard reaction conditions to benzene and found them not to be equally effective as only 25% of the olefinated product **3** was obtained. As a result, further optimizations of electric current density and solvent were carried out to enhance the yield (see the ESI, Table S9†). To our satisfaction, the yield of product **3** increased to 63% when the electrolysis was carried out with an electric current density of  $j = 1.5 \text{ mA cm}^{-2}$  and in a solvent mixture of DCE/HFIP (5 : 1). These modified reaction conditions were applied to the electrocatalytic olefination of all other olefinated products **4–26** (Scheme 2). The olefination of 1,3,5-trimethoxybenzene and mesitylene with *n*-butyl acrylate proceeded smoothly under the revised reaction conditions to afford products **4–5** in up to 65% yield. The regioselectivity issue was more prominent for arenes bearing two or more electronically similar C–H bonds (*e.g.*, electron-rich arenes: *ortho vs. para*). Dimethoxy benzene gives  $\beta$ -selective olefinated product **6** ( $\beta : \alpha$ ; 7 : 1). While toluene was converted with *para*-selectivity (7 : 1) to **7**, phenol afforded olefinated product **8** with *ortho*-selectivity (*o* : others; 9 : 1, Scheme 2). On the other hand, subjecting TBDMS (*tert*-butyldimethylsilyl) protected phenol to the established protocol furnished **9** with 8 : 1 *para*-selectivity (Scheme 2). The TBDPS (*tert*-butyldiphenylsilyl) protected phenol afforded exclusively the *para*-olefinated product **10** which might be due to the steric repulsion caused by the bulky protecting group. Conversion of 2,6-diisopropylphenol provided olefinated product **11** as a single *para*-olefinated isomer with 67% yield. Anisole and ethoxybenzene both reacted smoothly to produce **12** (72%, 15 : 1) and **13** (70%, 10 : 1) with *ortho*-selectivity (Scheme 2). The compatibility of the present transformation was further showcased by the olefination of *N,N*-dimethyl aniline in 70% yield (**14**) and 8 : 1 *ortho*-selectivity. Similarly, methyl ferrocene carboxylate and biologically active caffeine reacted smoothly with *n*-butyl acrylate to produce olefinated products **15** and **16** in good yields (Scheme 2). Moderately electron-withdrawing arenes such as a phenyl

acetic acid derivative (**17**, 51%, *o* : others = 7 : 1), a homoveratric acid derivative (**18**, 48%, *o* : others = 15 : 1) or 4-methoxy acetophenone (**19**, 59%, *m* : others = 7 : 1) gave the corresponding products in satisfactory yields. The coupling of



Scheme 2 Evaluation of simple arenes and heteroarenes in the electrocatalytic olefination.<sup>a</sup> Reaction conditions: undivided cell, GF anode, Pt cathode,  $j = 2.5 \text{ mA cm}^{-2}$  or  $j = 1.5 \text{ mA cm}^{-2}$ , corresponding arenes or heteroarenes (0.2 mmol), *n*-butyl acrylate (0.5 mmol), Pd(OAc)<sub>2</sub> (10 mol%), L1 (20 mol%), TBAPF<sub>6</sub> (0.5 equiv.), DCE (3 mL) or 5 : 1 ration of dichloroethane (DCE) and 1,1,1,3,3,3-hexafluoro-2-propanol (HFIP), 15 h, under air. <sup>b</sup>Yields of isolated products are reported.





**Scheme 3** Evaluation of other  $\alpha,\beta$ -unsaturated systems in the electrochemical olefination of arenes. <sup>a</sup>Reaction conditions: undivided cell, GF anode, Pt cathode,  $j = 2.5$  mA cm<sup>-2</sup> or  $j = 1.5$  mA cm<sup>-2</sup>, corresponding arenes or heteroarenes (0.2 mmol), activated olefins (0.5 mmol), Pd(OAc)<sub>2</sub> (10 mol%), L1 (20 mol%), TBAPF<sub>6</sub> (0.5 equiv.), DCE (3 mL) or 5 : 1 ratio of dichloroethane (DCE) and 1,1,1,3,3,3-hexafluoro-2-propanol (HFIP), 15 h, under air. <sup>b</sup>Yields of isolated products are reported.

unsubstituted thiophene and furan with *n*-butyl acrylate afforded the olefinated products **20** and **21** (64% and 68%) with synthetically useful C2-selectivity, respectively (C2 : others; 18 : 1 and C2 : others; 19 : 1, Scheme 2). In contrast, thiophenes bearing a substituent at the C2 position such as 2-phenylthiophene and 1-(4-(thien-2-yl)phenyl)ethan-1-one reacted with high C5-selectivity (>20 : 1) to afford the arylated  $\alpha,\beta$ -unsaturated esters **22** and **23** (76% and 73% yield). Conversion of 2-(2-nitrophenyl)thiophene delivered the desired product **24** in 64% yield with exclusive C5-selectivity. A C3-substituted thiophene also reacted with the acrylate to afford **25** in 72% yield (C5 : others; 6 : 1 selectivity). Heteroarenes bearing electron-withdrawing substituents such as 2-acetyl thiophene (**26**) afforded the C5-olefinated product in moderate yield and selectivity (60%, C5 : others = 8 : 1). However, aromatic rings bearing strong electron-withdrawing groups ( $-\text{NO}_2$ ,  $-\text{CHO}$ ,  $-\text{CF}_3$ ,  $-\text{F}$  etc.) are not compatible under our present reaction conditions (see details in the ESI, Section 4.3<sup>†</sup>).

Next, we investigated the applicability of other olefins by reacting them with simple arenes (Scheme 3). In addition to

other acrylates (methyl **27**, ethyl **28** and *tert*-butyl **29**), acrylic acid was successfully converted with naphthalene to its arylated product **30**. Moderate yields (54–60%) and moderate to high  $\beta$  :  $\alpha$  selectivities (up to >25 : 1) were obtained for all reactions. Coupling of methyl acrylate with benzene under adjusted electrochemical conditions ( $j = 1.5$  mA cm<sup>2</sup>; DCE/HFIP mixtures) gave 62% of olefinated product **31**. Other activated olefins such as methyl vinyl sulfone, and acrylonitrile were also amenable to the present olefination protocol. Subjecting these substrates in combination with different arenes to our protocol led to a variety of arylated products **32–35** in good yields and regioselectivities.  $\alpha,\beta$ -Unsaturated ester derivatives of bioactive molecules such as  $\delta$ -tocopherol and cholesterol were efficiently reacted with naphthalene to the olefinated products **36–37** in moderate yields. To further elaborate the scope of present protocol, un-activated olefins such as aliphatic olefins and styrene derivatives were tested. However, none of them afford olefinated products under our reaction conditions (see details in the ESI, Section 4.3<sup>†</sup>). To monitor the scalability of the present transformation, two reactions were performed with the model reaction at scales of 0.504 g (46%,  $\beta$  :  $\alpha = 7$  : 1) and 1.08 g (41%,  $\beta$  :  $\alpha = 7$  : 1; see ESI Section 4.2<sup>†</sup>).

To gain insights into the catalytic mode of action, electrochemical and spectroelectrochemical experiments were performed. Cyclic voltammetry (CV) of Pd(OAc)<sub>2</sub> in DCE revealed two oxidation waves at +1.42 V vs. NHE (Normal Hydrogen Electrode) and at +2.47 V vs. NHE (Fig. 1a) which might refer to the redox conversion of Pd(II/III) and Pd(III/IV).<sup>23</sup> Fig. 1b shows the CVs of naphthalene (substrate), ligand L1, *n*-butyl acrylate, and Pd(OAc)<sub>2</sub>. In comparison to the Pd(II/III) redox pair, a significantly higher oxidation potential (+2.16 V vs. NHE) was observed for naphthalene, which suggests that substrate activation is potentially induced by a Pd species with an oxidation state greater than +II (Fig. 1b). The CVs of other substrates followed the same pattern (see the ESI, Fig. S2<sup>†</sup>). According to an electrochemical study on approximate ranges of standard redox potentials for Pd intermediates in catalytic reactions, the oxidation of Pd(II) to Pd(IV) is usually observed in the range of +1.00–2.00 V (vs. Fc/Fc<sup>+</sup> = ferrocene) or 1.63–2.63 V (vs. NHE).<sup>23</sup> The CV profile of Pd(OAc)<sub>2</sub> in the negative scan revealed two reduction waves at  $-0.23$  V and at  $-1.06$  V vs. NHE (Fig. S6<sup>†</sup>) which might refer to the redox conversion of Pd(II/I) and Pd(I/0). Taking these results into account, involvement of a Pd(II/IV) catalytic cycle during the present transformation appears to be likely as the negative scan rules out a Pd(II/0) cycle.<sup>23d,e</sup>

In order to obtain further evidence for this hypothesis, we examined the reaction mixture at a constant potential of +2.61 V (vs. NHE) spectroelectrochemically (SEC) to check any changes in optical features during the reaction. This *in situ* UV-visible analysis of the reaction mixture revealed the gradual decrease of an absorption band at 379 nm and a new peak ( $\sim 350$  nm) appeared over time (Fig. 1c). Similar behaviour was observed for the Pd-ligand complex as a blue shift of optical bands was found from 368 nm to 352 nm at the same potential of +2.61 V (vs. NHE, Fig. 1d). The differences in the observed UV-Vis peak positions are presumably due to a change in the geometry of the Pd-complex upon oxidation in the analysed reaction mixtures.



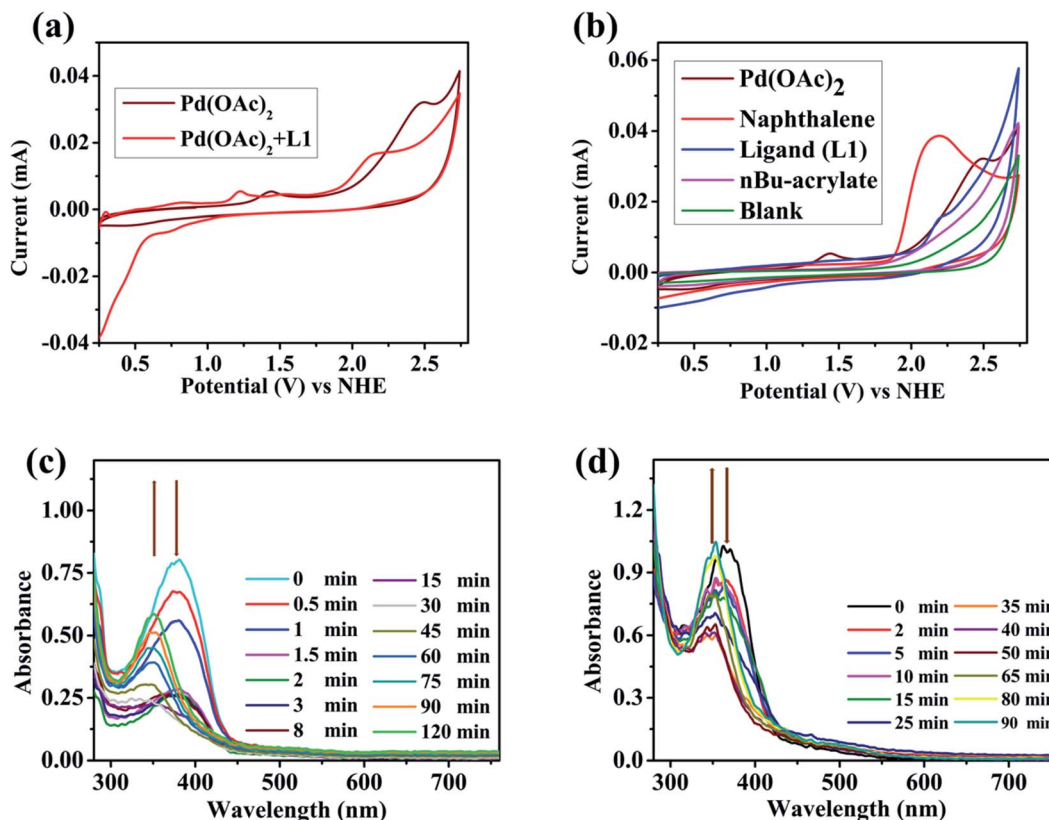


Fig. 1 (a) Cyclic voltammograms of Pd(OAc)<sub>2</sub> and L1-Pd(OAc)<sub>2</sub> (1 mM, 100 mV s<sup>-1</sup> scan rate, glassy carbon, potential vs. NHE, 0.1 M TBAPF<sub>6</sub> in DCE); (b) cyclic voltammogram of reactants (1 mM, 100 mV s<sup>-1</sup> scan rate, glassy carbon, potential vs. NHE, 0.1 M TBAPF<sub>6</sub> in DCE); (c) *in situ* UV-Vis spectroelectrochemical spectra of the reaction mixture during bulk electrolysis at +2.61 V vs. NHE; (d) *in situ* UV-Vis spectroelectrochemical spectra of the Pd-ligand complex during bulk electrolysis at +2.61 V vs. NHE.

To further consolidate this hypothesis, the same SEC experiment was repeated with only Pd(OAc)<sub>2</sub> which showed an absorption peak at 404 nm (Fig. S3<sup>†</sup>). Electrolysis of Pd(OAc)<sub>2</sub> at +2.61 V (*vs.* NHE) also resulted in a blue shift with a new peak appearing at almost the same wavelength of 349 nm (Fig. S4<sup>†</sup>). All these results led us to postulate that the new peak was associated with a change in the oxidation state of the Pd(II) center. Moreover, to understand the nature of intermediates involved in the catalytic cycle, a series of electron paramagnetic resonance (EPR) experiments of the reaction mixture were conducted at different time intervals employing optimised

reaction conditions. The EPR spectra (273 K) after 1 h showed a strong peak at  $g = 2.005$  which was presumably due to the formation of an organic radical (Fig. 2a), however no naphthalene homo-coupled product was detected after different time intervals or under different conditions. At longer time intervals (4 h and 7 h), weak peaks at  $g_x = 2.139$ ,  $g_y = 2.081$  and  $g_z = 2.055$  arose due to the asymmetry of the electronic distribution. The



Fig. 2 (a) EPR spectrum of the reaction mixture under the standard reaction conditions at different time intervals (273 K); (b) enlarged EPR spectra of Pd(III) after 7 h of experiment at 273 K (experimental *vs.* simulated).



Scheme 4 Proposed catalytic cycle for the electrooxidative olefination of arenes.





Fig. 3 Single X-ray crystal structure of Pd-complex [Pd(L1)<sub>4</sub>].<sup>25</sup>

appearance of rhombic signals suggested the formation of a Pd(III) intermediate having a d<sup>7</sup> center (Fig. 2a).<sup>24</sup> An enlarged version of the spectra for Pd(III) after 7 h is shown with simulated data in Fig. 2b. Time-dependent EPR spectra highlight that the build-up of Pd(III) was concomitant with the decreased formation of an organic radical (Pd<sup>III</sup>-R to Pd<sup>II</sup>R) as the corresponding peak diminished. This implied that the catalytically active Pd(III) species got accumulated as the reaction approached towards completion. Furthermore, the EPR data in the absence of *n*-butyl acrylate (after 2 h) also revealed a very strong peak at *g* = 2.005; hence the formation of a radical species from the olefin was ruled out (Fig. S5†).

Additionally, radical quenching experiments with TEMPO did not show any effects under the standard reaction conditions. Furthermore, electrochemical arene oxidation to generate organic radicals has been well reported in the literature.<sup>5f</sup> All these control experiments suggest that a phenoxy radical from L1 (C') might be formed from intermediate C (Scheme 4).

All of the performed experiments give a strong indication that a Pd(II)/Pd(IV) cycle is involved in this electrochemical variant of the Fujiwara–Moritani reaction. Also, a palladium complex Pd<sup>II</sup>(L1)<sub>4</sub> was synthesised and characterised by X-ray crystallography (Fig. 3). This Pd<sup>II</sup>(L1)<sub>4</sub> complex was found to be a competent intermediate for the Pd-catalysed electro-oxidative olefination of arenes.

Based on these results and literature precedence,<sup>23</sup> a plausible Pd(II/IV)-catalytic cycle is proposed for the electro-oxidative olefination of simple arenes (Scheme 4). The catalytic cycle starts with the anodic oxidation of the Pd(II) catalyst A to form a Pd(III) intermediate B. Arene C (sp<sup>2</sup>)-H bond activation delivers the organopalladium complex C which is converted to the Pd(IV) species D by anodic oxidation. Next, olefin coordination to form E followed by migratory insertion results in the formation of another organopalladium intermediate F. Finally, β-hydride elimination followed by reduction of Pd furnishes the olefinated product 1 and the Pd(II) catalyst A is regenerated.

## Conclusions

In summary, we have demonstrated the first Pd-catalysed electro-oxidative non-directed olefination of simple arenes. The developed transformation provides an alternative route to conventional Fujiwara–Moritani reactions by substituting toxic chemical oxidants with electric current. The applicability of this non-directed approach was proven by broad substrate scopes

and high regioselectivities. Preliminary mechanistic investigations suggested the involvement of a Pd(II)/Pd(IV) catalytic cycle via a Pd(III) intermediate. Further investigations to expand the understanding of the reaction mechanism are currently underway in our laboratory.

## Data availability

All experimental data, and detailed experimental procedures are available in the ESI.†

## Author contributions

The manuscript was written through contributions of all authors. All authors have given approval to the final version of the manuscript.

## Conflicts of interest

The author declares no conflict of interest.

## Acknowledgements

Financial support received from SERB India is gratefully acknowledged (TTR/2021/000108, CRG/2020/002493). Financial support received from CSIR-India (fellowship to C. D.), PMRF-India (fellowship to T. P., J. G.), UGC-India (fellowship to S. S.), IISER Bhopal (S. A.), and IIT Bombay (S. P., W. A.) is gratefully acknowledged. S. S. Anjana is greatly acknowledged for her help with Pd<sup>II</sup>(L1)<sub>4</sub> synthesis. D. M. and D. B. W. are grateful to the Alexander von Humboldt Foundation (Humboldt Research Fellowship for Experienced Researchers to D. M.). We thank G. A. Oliver for proofreading the manuscript and Mr Lalit Mohan Jha of CIF Facility, IISER Bhopal, for helping us in EPR measurements.

## Notes and references

- (a) Ł. Woźniak, J.-F. Tan, A. Q.-H. Nguyen, M. du Vigné, V. Smal, Y.-X. Cao and N. Cramer, *Chem. Rev.*, 2020, **120**, 10516–10543; (b) S. Rej, Y. Ano and N. Chatani, *Chem. Rev.*, 2020, **120**, 1788–1887; (c) P. Gandeepan, T. Müller, D. Zell, G. Cera, S. Warratz and L. Ackermann, *Chem. Rev.*, 2019, **119**, 2192–2452; (d) Y. Park, Y. Kim and S. Chang, *Chem. Rev.*, 2017, **117**, 9247–9301; (e) J. He, M. Wasa, K. S. L. Chan, Q. Shao and J.-Q. Yu, *Chem. Rev.*, 2017, **117**, 8754–8786; (f) J. Wencel-Delord and F. Glorius, *Nat. Chem.*, 2013, **5**, 369–375; (g) B. Li and P. H. Dixneuf, *Chem. Soc. Rev.*, 2013, **42**, 5744–5767; (h) D. A. Colby, A. S. Tsai, R. G. Bergman and J. A. Ellman, *Acc. Chem. Res.*, 2012, **45**, 814–825; (i) N. Goswami, T. Bhattacharya and D. Maiti, *Nat. Rev. Chem.*, 2021, **5**, 646–659; (j) A. Dey, S. K. Sinha, T. K. Achar and D. Maiti, *Angew. Chem.*, 2019, **131**, 10934–10958; *Angew. Chem., Int. Ed.*, 2019, **58**, 10820–10843; (k) Y. Liu, H. Yi and A. Lei, *Chin. J. Chem.*, 2018, **36**, 692–697.
- (a) S. K. Sinha, S. Guin, S. Maiti, J. P. Biswas, S. Porey and D. Maiti, *Chem. Rev.*, 2022, **122**(6), 5682–5841; (b) W. Ali,



- G. Prakash and D. Maiti, *Chem. Sci.*, 2021, **12**, 2735–2759; (c) U. Dutta, S. Maiti, T. Bhattacharya and D. Maiti, *Science*, 2021, **372**, 701–717; (d) J. Wencel-Delord, T. Dröge, F. Liu and F. Glorius, *Chem. Soc. Rev.*, 2011, **40**, 4740–4761; (e) L. McMurray, F. O'Hara and M. J. Gaunt, *Chem. Soc. Rev.*, 2011, **40**, 1885–1898; (f) Y. Zhao, H. Wang, X. Hou, Y. Hu, A. Lei, H. Zhang and L. Zhu, *J. Am. Chem. Soc.*, 2006, **128**, 15048–15049; (g) M. Chen, X. Zheng, W. Li, J. He and A. Lei, *J. Am. Chem. Soc.*, 2010, **132**, 4101–4103; (h) L. Lu, H. Li and A. Lei, *Chin. J. Chem.*, 2022, **40**, 256–266; (i) D. Maiti and S. Guin, *Remote C-H Bond Functionalizations*, Wiley-VCH, 2021, ISBN: 978-3-527-34667-7; (j) D. Wang, A. B. Weinstein, P. B. White and S. S. Stahl, *Chem. Rev.*, 2018, **118**, 2636–2679; (k) D. H. Wang and J. Q. Yu, *J. Am. Chem. Soc.*, 2011, **133**, 5767–5769.
- 3 (a) C. Ma, P. Fang, D. Liu, K.-J. Jiao, P.-S. Gao, H. Qiu and T.-S. Mei, *Chem. Sci.*, 2021, **12**, 12866–12873; (b) Z. Chen, E. Villani and S. Inagi, *Curr. Opin. Electrochem.*, 2021, **28**, 100702; (c) C. Zhu, N. W. J. Ang, T. H. Meyer, Y. Qiu and L. Ackermann, *ACS Cent. Sci.*, 2021, **7**, 415–431.
- 4 (a) L. F. T. Novaes, J. Liu, Y. Shen, L. Lu, J. M. Meinhardt and S. Lin, *Chem. Soc. Rev.*, 2021, **50**, 7941–8002; (b) J. C. Siu, N. Fu and S. Lin, *Acc. Chem. Res.*, 2020, **53**, 547–560; (c) K. Yamamoto, M. Kuriyama and O. Onomura, *Acc. Chem. Res.*, 2020, **53**, 105–120; (d) J. Liu, L. Lu, D. Wood and S. Lin, *ACS Cent. Sci.*, 2020, **6**, 1317–1340; (e) P. Xiong and H.-C. Xu, *Acc. Chem. Res.*, 2019, **52**, 3339–3350.
- 5 (a) G. S. Sauer and S. Lin, *ACS Catal.*, 2018, **8**, 5175–5187; (b) K. D. Moeller, *Chem. Rev.*, 2018, **118**, 4817–4833; (c) M. D. Kärkäs, *Chem. Soc. Rev.*, 2018, **47**, 5786–5865; (d) M. Yan, Y. Kawamata and P. S. Baran, *Chem. Rev.*, 2017, **117**, 13230–13319; (e) S. T. Y. Liu and A. Lei, *Chem*, 2018, **4**, 27–45; (f) S. R. Waldvogel, S. Lips, M. Selt, B. Riehl and C. J. Kampf, *Chem. Rev.*, 2018, **118**, 6706–6765.
- 6 (a) R. Francke and R. D. Little, *Chem. Soc. Rev.*, 2014, **43**, 2492–2521; (b) C. Gosmini, J.-M. Begouin and A. Moncomble, *Chem. Commun.*, 2008, 3221–3233; (c) S. Herold, S. Mohle, M. Zirbes, F. Richter, H. Nefzger and S. R. Waldvogel, *Eur. J. Org. Chem.*, 2016, 1274–1278; (d) A. Kehl, D. Schollmeyer, K. D. Moeller and S. R. Waldvogel, *J. Am. Chem. Soc.*, 2017, **139**, 12317–12324.
- 7 (a) T. H. Meyer, I. Choi, C. Tian and L. Ackermann, *Chem*, 2020, **6**, 2484–2496; (b) K.-J. Jiao, Y.-K. Xing, Q.-L. Yang, H. Qiu and T.-S. Mei, *Acc. Chem. Res.*, 2020, **53**, 300–310; (c) P. Gandeepan, L. H. Finger, T. H. Meyer and L. Ackermann, *Chem. Soc. Rev.*, 2020, **49**, 4254–4272; (d) F. Saito, H. Aiso, T. Kochi and F. Kakiuchi, *Organometallics*, 2014, **33**, 6704–6707.
- 8 (a) T. H. Meyer, L. H. Finger, P. Gandeepan and L. Ackermann, *Trends Chem.*, 2019, **1**, 63–76; (b) Y. Yuan and A. Lei, *Acc. Chem. Res.*, 2019, **52**, 3309–3324; (c) K. Liu, S. Tang, P. Huang and A. Lei, *Nat. Commun.*, 2017, **8**, 775.
- 9 (a) Q.-L. Yang, P. Fang and T.-S. Mei, *Chin. J. Chem.*, 2018, **36**, 338–352; (b) C. Ma, P. Fang and T.-S. Mei, *ACS Catal.*, 2018, **8**, 7179–7189; (c) H. Wang, X. Gao, Z. Lv, T. Abdelilah and A. Lei, *Chem. Rev.*, 2019, **119**, 6769–6787.
- 10 (a) N. Sauermann, T. H. Meyer, Y. Qiu and L. Ackermann, *ACS Catal.*, 2018, **8**, 7086–7103; (b) P. Wang, S. Tang, P. Huang and A. Lei, *Angew. Chem.*, 2017, **129**, 3055–3059; *Angew. Chem., Int. Ed.*, 2017, **56**, 3009–3013; (c) F. Kakiuchi and T. Kochi, *Chem. Lett.*, 2020, **49**, 1256–1269.
- 11 (a) U. Dhawa, C. Tian, T. Wdowik, J. C. A. Oliveira, J. Hao and L. Ackermann, *Angew. Chem.*, 2020, **132**, 13553–13559; *Angew. Chem., Int. Ed.*, 2020, **59**, 13451–13457; (b) Q.-L. Li, C.-Z. Yang, L.-W. Zhang, Y.-Y. Li, X. Tong, X.-Y. Wu and T.-S. Mei, *Organometallics*, 2019, **38**, 1208–1212; (c) Q.-L. Yang, Y.-Q. Li, C. Ma, P. Fang, X.-J. Zhang and T.-S. Mei, *J. Am. Chem. Soc.*, 2017, **139**, 3293–3298.
- 12 (a) C. Ma, C.-Q. Zhao, Y.-Q. Li, L.-P. Zhang, X.-T. Xu, K. Zhang and T.-S. Mei, *Chem. Commun.*, 2017, **53**, 12189–12192; (b) M. Konishi, K. Tsuchida, K. Sano, T. Kochi and F. Kakiuchi, *J. Org. Chem.*, 2017, **82**, 8716–8724; (c) Y. B. Dudkina, D. Y. Mikhaylov, T. V. Gryaznova, A. I. Tufatullin, O. N. Kataeva, D. A. Vivic and Y. H. Budnikova, *Organometallics*, 2013, **32**, 4785–4792.
- 13 (a) F. Kakiuchi, T. Kochi, H. Mutsutani, N. Kobayashi, S. Ura-no, M. Sato, S. Nishiyama and T. Tanabe, *J. Am. Chem. Soc.*, 2009, **131**, 11310–11311; (b) R. Shi, L. Lu, H. Zhang, B. Chen, Y. Sha, C. Liu and A. Lei, *Angew. Chem.*, 2013, **125**, 10776–10779; *Angew. Chem., Int. Ed.*, 2013, **52**, 10582–10585; (c) F. Kakiuchi and T. Kochi, *Chem. Rec.*, 2021, **21**, 2320–2331.
- 14 I. Moritani and Y. Fujiwara, *Tetrahedron Lett.*, 1967, **8**, 1119–1122.
- 15 J. Le Bras and Muzart, *J. Chem. Rev.*, 2011, **111**, 1170–1214.
- 16 (a) Y.-H. Zhang, B.-F. Shi and J.-Q. Yu, *J. Am. Chem. Soc.*, 2009, **131**, 5072–5074; (b) S. Zhang, L. Shi and Y. Ding, *J. Am. Chem. Soc.*, 2011, **133**, 20218–20229; (c) F. W. Patureau, C. Nimphius and F. Glorius, *Org. Lett.*, 2011, **13**, 6346–6349; (d) A. Kubota, M. H. Emmert and M. S. Sanford, *Org. Lett.*, 2012, **14**, 1760–1763.
- 17 (a) H. U. Vora, A. P. Silvestri, J. C. Engelin and J.-Q. Yu, *Angew. Chem.*, 2014, **126**, 2721–2724; *Angew. Chem., Int. Ed.*, 2014, **53**, 2683–2686; (b) C.-H. Ying, S.-B. Yan and W.-L. Duan, *Org. Lett.*, 2014, **16**, 500–503; (c) K. Naksomboon, C. Valderas, M. Gómez-Martínez, Y. Álvarez-Casao and M. A. Fernández-Ibáñez, *ACS Catal.*, 2017, **7**, 6342–6346; (d) K. Naksomboon, J. Poater, F. M. Bickelhaupt and M. A. Fernández-Ibáñez, *J. Am. Chem. Soc.*, 2019, **141**, 6719–6725; (e) S. Panja, S. Maity, B. Majhi and B. C. Ranu, *Eur. J. Org. Chem.*, 2019, 5777–5786.
- 18 P. Wang, P. Verma, G. Xia, J. Shi, J. X. Qiao, S. Tao, P. T. W. Cheng, M. A. Poss, M. E. Farmer, K.-S. Yeung and J.-Q. Yu, *Nature*, 2017, **551**, 489–493.
- 19 B. Yin, M. Fu, L. Wang, J. Liu and Q. Zhu, *Chem. Commun.*, 2020, **56**, 3293–3296.
- 20 H. Chen, P. Wedi, T. Meyer, G. Tavakoli and M. van Gemmen, *Angew. Chem.*, 2018, **130**, 2523–2527; *Angew. Chem., Int. Ed.*, 2018, **57**, 2497–2501.
- 21 (a) A. Saha, S. Guin, W. Ali, T. Bhattacharya, S. Sasmal, N. Goswami, G. Prakash, S. K. Sinha, H. B. Chandrashekar, S. Panda, S. S. Anjana and D. Maiti, *J. Am. Chem. Soc.*, 2022, **4**, 1929–1940; (b) X. Hu, G. Zhang, F. Bu, X. Luo, K. Yi, H. Zhang and A. Lei, *Chem. Sci.*, 2018, **9**, 1521–1526.



- 22 (a) C. Amatore, C. Cammoun and A. Jutand, *Adv. Synth. Catal.*, 2007, **349**, 292–296; (b) Y. Zhang, J. Struwe and L. Ackermann, *Angew. Chem., Int. Ed.*, 2020, **59**, 15076–15080.
- 23 (a) Y. H. Budnikova, Y. B. Dudkina and M. N. Khrizanforov, *Inorganics*, 2017, **5**, 70–87; (b) D. Zhanga, D. Yanga, S. Wanga, L. Zenga, J. Xina, H. Zhang and A. Lei, *Chin. J. Chem.*, 2021, **39**, 307–311; (c) L. Wang, D. Yang, H. Alhumade, H. Yi, X. Qi and A. Lei, *Chin. J. Chem.*, 2022, **8**, 895–891; (d) Y. Wu, L. Zeng, H. Li, Y. Cao, J. Hu, M. Xu, R. Shi, H. Yi and A. Lei, *J. Am. Chem. Soc.*, 2021, **143**, 12460–12466; (e) L. Zeng, H. Li, J. Hu, D. Zhang, J. Hu, P. Peng, S. Wang, R. Shi, J. Peng, C.-W. Pao, J.-L. Chen, J.-F. Lee, H. Zhang, Y.-H. Chen and A. Lei, *Nat. Catal.*, 2020, **3**, 438–445; (f) K. Yuan and H. Doucet, *Chem. Sci.*, 2014, **5**, 392–396; (g) B. Sadowski, B. Yuan, Z. Lin and L. Ackermann, *Angew. Chem., Int. Ed.*, 2022, e202117188, DOI: [10.1002/anie.202117188](https://doi.org/10.1002/anie.202117188); (h) A. G. Rubia, B. Urones, R. G. Arrayas and J. C. Carretero, *Angew. Chem., Int. Ed.*, 2011, **50**, 10927–10931; (i) B. Urones, R. G. Arrayas and J. C. Carretero, *Org. Lett.*, 2013, **15**, 1120–1123.
- 24 N. P. Ruhs, J. R. Khusnutdinova, N. P. Rath and L. M. Mirica, *Organometallics*, 2019, **38**, 3834–3843.
- 25 Deposition number 2120828 contains the supplementary crystallographic data for this paper. These data are provided free of charge by the Cambridge Crystallographic Data Centre <https://www.ccdc.cam.ac.uk/structures>.

