


Cite this: *Chem. Commun.*, 2018, 54, 2240Received 4th December 2017,  
Accepted 3rd January 2018

DOI: 10.1039/c7cc09302k

rsc.li/chemcomm

# Electrochemical initiation of electron-catalyzed phenanthridine synthesis by trifluoromethylation of isonitriles†

M. Lübbesmeyer, D. Leifert, H. Schäfer and A. Studer \*

**The electron-catalyzed formation of phenanthridines starting from isonitriles initiated by an electrochemical reduction of the Togni reagent is presented. The required number of faradays per mole of starting material and the respective yields clearly show the catalytic character of the electron in this reaction. The mechanism is supported by cyclic voltammetry experiments.**

Several radical reactions can be described by catalytic cycles in which a single electron formally acts as the catalyst.<sup>1</sup> Examples developed in our group include perfluoroalkylation and arylation reactions comprising a base promoted homolytic aromatic substitution (BHAS),<sup>2,3</sup> hydrodehalogenations,<sup>4</sup> cross dehydrogenative couplings *via* BHAS<sup>5</sup> and cascade reactions.<sup>6</sup> The concept was adapted by other groups, *e.g.* for the description of a benzothiazine formation by a sulfur insertion reaction with enamines<sup>7</sup> and perfluoroalkylations of organic sulfides.<sup>8</sup> A tandem carbodifluoroalkylation/radical cyclization developed by Zhu *et al.* where difluoroacyl radicals add to methylene-2-oxazolines represents another nice example along these lines.<sup>9</sup>

The goal of the current study was to confirm the catalytic role of the electron by electrochemical initiation of a recently developed radical trifluoromethylation reaction. Comparison of the electric charge quantity with the respective reaction yield is a measure for the turn over number of the electron acting as a catalyst. In a similar way, electron catalyzed radical-nucleophilic aromatic substitution reactions ( $S_{RN}1$ ) have been previously investigated.<sup>10</sup> Further examples for which the catalytic character of the electron could be demonstrated include *E/Z*-isomerization reactions,<sup>11</sup> oxidations of primary and secondary alcoholates into aldehydes and ketones<sup>12</sup> and cyclodimerizations between aryl vinyl sulfones as well as unsaturated ketones.<sup>13</sup>

As a test reaction we chose the radical trifluoromethylation of biaryl isonitrile **1a** with the Togni reagent **2** comprising an

intramolecular BHAS to provide phenanthridine **3a** (Fig. 1).<sup>2</sup> The phenanthridine structural motif plays a key role in several natural products.<sup>14</sup> Its importance is underlined by numerous studies related to its synthesis.<sup>15</sup>

For the investigated reaction we previously suggested a mechanism in which the electron formally acts as a catalyst (see Fig. 1). A trifluoromethyl radical, generated upon single electron reduction of **2**, first adds to the isonitrile functionality of the 2-isocyano-1,1'-biphenyl **1a** leading to the imidoyl radical **A**. After cyclization, the resulting cyclohexadienyl radical **B** is deprotonated by *ortho*-iodobenzoate which is formed as a byproduct in the initial SET reduction of the Togni reagent. The radical's  $pK_a$  value was calculated to be significantly lower relative to the  $pK_a$  value of the *ortho*-iodobenzoic acid.<sup>2a</sup> The resulting



Fig. 1 Suggested mechanism for the formation of 6-(trifluoromethyl)phenanthridine from 2-isocyano-1,1'-biphenyl.

Westfälische Wilhelms-Universität Münster, Corrensstraße 40, 48149 Münster, Germany. E-mail: studer@uni-muenster.de

† Electronic supplementary information (ESI) available: Experimental procedures and spectroscopic data. See DOI: 10.1039/c7cc09302k



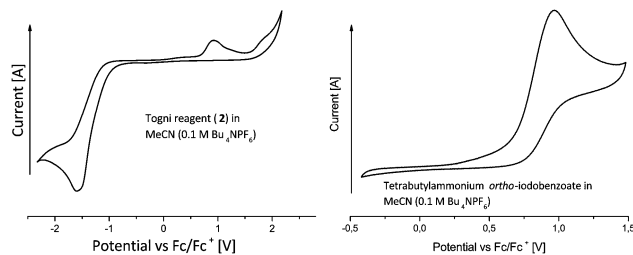


Fig. 2 Cyclic voltammetry of Togni reagent **2** (left) and *ortho*-iodobenzoate (right).

radical anion **C** is a reducing agent that can sustain the chain by an intermolecular electron transfer to the Togni reagent yielding the targeted 6-(trifluoromethyl)phenanthridine **3a**. This mechanism was additionally supported by trapping experiments of the  $\text{CF}_3$ -radical with TEMPO.<sup>2a</sup> Moreover, in a recent study in collaboration with Gorbanev, O'Connell and Chechik we could show that the described reaction can be efficiently initiated by a helium plasma indicating the possibility of an electrochemical initiation.<sup>16</sup> However, the measurement of an electric current and, therefore, confirmation of the electron's catalytic character remained unexplored.

Our studies commenced by analyzing both substrates **1a**, **2** and the product **3a** by cyclic voltammetry. The Togni reagent **2** is irreversibly reduced at a peak potential of  $-1.58$  V against the ferrocene/ferrocenium redox couple (Fig. 2, left). In the reverse scan an irreversible oxidation at  $0.91$  V vs.  $\text{Fc}/\text{Fc}^+$  is observed. We ascribe this to the formation of *ortho*-iodobenzoate, which is irreversibly oxidized (Fig. 2, right). To support this proposal, a solution of tetrabutylammonium *ortho*-iodobenzoate was freshly prepared by deprotonation of the corresponding acid with tetrabutylammonium hydroxide. Indeed, CV analysis revealed a similar oxidation peak at  $0.96$  V vs.  $\text{Fc}/\text{Fc}^+$ .

To examine the dioxane's electrochemical window, dioxane was added to an acetonitrile solution containing  $\text{Bu}_4\text{NPF}_6$  (0.1 molar, see the ESI<sup>†</sup>). The CV measurement revealed that dioxane is oxidized at less positive potentials as compared to acetonitrile (inset approx.  $1.6$  V vs.  $\text{Fc}/\text{Fc}^+$ ). Substrate **1a** and product **3a** are irreversibly oxidized at peak potentials of  $1.78$  and  $1.89$  V, respectively. To promote solvent oxidation and prevent substrate or product oxidation a platinum wire anode was utilized. This way the undivided cell is changed to a quasi-divided cell and the substrate and product are protected against oxidation. Since only catalytic amounts of electric charge have been used, we regard possible losses in yield due to substrate or product oxidation to be low.

The phenanthridine's reduction potential could not be determined due to solvent decomposition in the respective voltage range (see ESI<sup>†</sup>). However, it can be assumed to be more negative than the reduction potential of the Togni reagent, because no cathodic reduction was detected in a solution of phenanthridine **3a** in acetonitrile ( $0.1$  M  $\text{Bu}_4\text{NPF}_6$ ) below  $-2$  V vs.  $\text{Fc}/\text{Fc}^+$ . Sustaining the radical chain is therefore feasible.

Initial reactions were performed under conditions similar to the established ones<sup>2</sup> by reacting 2-isocyano-1,1'-biphenyl **1a**

Table 1 Optimization studies

Entry	<b>2</b> (equiv.)	No. of faraday per mol	Solvent (mM)	Temp. (°C)	Yield <sup>a</sup> (%)
1	1.5	0.00	Dioxane (80)	80	3
2	1.5	0.075	Dioxane (80)	80	66
3	1.5	0.075	Dioxane (40)	80	17
4	1.5	0.075	Dioxane (160)	80	61
5	1.5	0.075	Dioxane (80)	80	65 <sup>b</sup>
6	1.5	0.007	Dioxane (80)	80	6 <sup>c</sup>
7	1.5	0.075	Dioxane (80)	80	56 <sup>d</sup>
8	1.5	0.11	Dioxane (80)	80	70
9	1.5	0.075	Dioxane (80)	70	71
10	1.5	0.075	Dioxane (80)	60	6
11	1.5	0.11	Dioxane (80)	70	69
12	2.0	0.075	Dioxane (80)	80	77
13	2.0	0.075	Dioxane (80)	70	53
14	2.0	0.0050	Dioxane (80)	80	5
15	2.0	0.0075	Dioxane (80)	80	23
16	2.0	0.010	Dioxane (80)	80	49
17	2.0	0.025	Dioxane (80)	80	64
18	2.0	0.0075	Dioxane (80)	80	58 <sup>e</sup>
19	2.0	0.010	Dioxane (80)	80	65 <sup>e</sup>
20	2.0	0.075	Dioxane (80)	80	66 <sup>e</sup>

<sup>a</sup> Yield determined by  $^{19}\text{F}$ -NMR using trifluorotoluene as an internal standard (reactions run with  $0.2$  mmol of **1a**). <sup>b</sup>  $\text{Bu}_4\text{NBF}_4$  ( $0.1$  M) as supporting electrolyte. <sup>c</sup> Constant current of  $0.01$  mA. <sup>d</sup> Reaction performed under air. <sup>e</sup>  $\text{I}_2$  ( $12$  mol%) were added.

with  $1.5$  equiv. of the Togni reagent **2** at  $80$  °C in dioxane. Tetrabutylammonium hexafluorophosphate was added to improve the conductivity (see ESI<sup>†</sup> for a detailed description of the experimental setup). The electrolysis was performed at a constant current of  $0.12$  mA until an overall electric charge of  $0.075$  faraday per mol was reached and the desired 6-(trifluoromethyl)phenanthridine **3a** was obtained in  $66\%$  yield (Table 1, entry 2). In a control experiment without electrochemical initiation product **3a** was formed in traces only (Table 1, entry 1). Hence, an injected electron induced more than  $8$  catalytic cycles before termination of the chain reaction occurred, clearly documenting its catalytic character. Herein, the exclusive cathodic reduction of the Togni reagent is assumed. Practically, a fraction of the current might also be consumed by other components in the reaction mixture implying an actually higher number of turnovers.

Further reaction optimization was performed by variation of the concentration (Table 1, entries 3 and 4) and by using tetrabutylammonium tetrafluoroborate as supporting electrolyte (Table 1, entry 5), but the yield could not be improved. Decreasing the charge quantity to  $0.007$  faraday per mol did neither improve the yield nor the number of turnovers per electron (Table 1, entry 6). However, increasing the charge quantity to  $0.11$  faraday per mol afforded a slightly higher yield ( $70\%$ , Table 1, entry 8). A similar effect on the yield was noted upon running the reaction at  $70$  °C (Table 1, entry 9). In this case, the increase of the charge quantity did not lead to an



improved yield (Table 1, entry 11). At 60 °C, yield significantly decreased (Table 1, entry 10). The highest yield (77%), representing a turnover number of 10, could be obtained by increasing the equivalents of the Togni reagent to 2 at 80 °C (Table 1, entry 12). Decreasing the reaction temperature to 70 °C did not improve the yield (Table 1, entry 13).

Furthermore, we were interested in the number of turnovers at the onset of the reaction. Hence, we stopped the reaction after charge quantities of 0.0050, 0.0075, 0.010, and 0.025 faraday per mol were reached (Table 1, entries 14–17). Surprisingly, in the former case a low yield of 5% is observed. Increasing the overall electric charge to 0.0075 and 0.010 faraday per mol, however, leads to significantly increased yields of 23% and 49%, resembling high turnover numbers of about 30 and 49. The initial early termination of the chain reaction might be ascribed to the presence of inhibitors or the low concentration of formed *ortho*-iodobenzoate. Addition of iodine (12 mol%) as a redox mediator further improves the efficacy of the catalytic cycle at the early stage of the reaction and turnover numbers up to 77 are achieved (Table 1, entries 18 and 19). The yield could not be improved by this means (Table 1, entry 20).

With the optimized conditions in hand, we additionally explored the generality of the electrochemical initiation by varying the isonitrile component (Fig. 3). Trifluoromethylation of 4'-methyl and 4'-fluoro biarylisonitriles **1b** and **1c** yielded the corresponding phenanthridines **3b** and **3c** in slightly lower yields. 8-Chloro-6-(trifluoromethyl)phenanthridine **3d** was obtained in 75% yield. Note that also 8-iodo-6-(trifluoromethyl)phenanthridine **3e** could

be prepared, despite intermediate formation of the corresponding radical anion that could also react *via* fragmentation of the C–I bond. Obviously, the intermolecular electron transfer to the Togni reagent is faster as compared to the iodide anion fragmentation. A high yield (79%) was also achieved for 2-fluoro-6-(trifluoromethyl)phenanthridine **3f**. Various functional groups like cyanides (**3g**), ethers (**3h**), and esters (**3i**) are tolerated and the respective phenanthridines are obtained in satisfying yields of 72%, 69%, and 77%. A trimethylsilyl substituted phenanthridine (**3j**) could also be prepared in good yield (75%). The highest yield (80%) was observed for 2-methyl-6,8-bis(trifluoromethyl)phenanthridine (**3k**) revealing more than ten catalytic cycles per electron. 2-Methyl-6-(trifluoromethyl)phenanthridine **3l** was obtained in 77% yield. Reaction of isonitrile **1m** resulted in a 3 : 1 mixture of phenanthridines **3m** and **3m'**. Substituents in different positions of the isonitrile bearing arene moiety are also tolerated and 3- as well as 4-methyl-6-(trifluoromethyl)phenanthridine **3n** and **3o** were isolated in yields of 67% and 63%. The results suggest that various functional groups and substitution patterns are tolerated under the applied reaction conditions.

To examine the possibility of upscaling the cascade reaction, we performed the transformation at 4 mmol scale. Using a modified setup (non-optimized, see ESI† for additional information), phenanthridine **3a** could be obtained in 62% yield by initiation with 0.035 faraday per mol of electrons.

In summary, 6-(trifluoromethyl)phenanthridines were prepared in good yields by electrochemically initiated trifluoromethylation of isonitriles. The total electric charge of 0.075 faraday per mol revealed the catalytic character of the electron, reaching turnover numbers up to 49. CV measurements support the suggested mechanism.

This work was supported by the Fonds der Chemischen Industrie (fellowship to M. L.) and the European Research Council (advanced grant agreement no. 692640).

## Conflicts of interest

There are no conflicts to declare.

## Notes and references

- (a) A. Studer and D. P. Curran, *Nat. Chem.*, 2014, **6**, 765–773; (b) A. Studer and D. P. Curran, *Angew. Chem., Int. Ed.*, 2016, **55**, 58–102.
- (a) B. Zhang, C. Mück-Lichtenfeld, C. G. Daniliuc and A. Studer, *Angew. Chem., Int. Ed.*, 2013, **52**, 10792–10795; (b) B. Zhang and A. Studer, *Org. Lett.*, 2014, **16**, 3990–3993.
- (a) D. Leifert, C. G. Daniliuc and A. Studer, *Org. Lett.*, 2013, **15**, 6286–6289; (b) B. Zhang and A. Studer, *Org. Lett.*, 2014, **16**, 1216–1219; (c) B. Zhang and A. Studer, *Org. Biomol. Chem.*, 2014, **12**, 9895–9898; (d) D. Leifert, D. G. Artiukhin, J. Neugebauer, A. Galstyan, C. A. Strassert and A. Studer, *Chem. Commun.*, 2016, **52**, 5997–6000; (e) E. G. Mackay and A. Studer, *Chem. – Eur. J.*, 2016, **22**, 13455–13458; see also: (f) M. R. Torviso, D. Mansilla, S. Garcia, B. Lantaño, S. Barata-Vallejo and A. Postigo, *J. Fluorine Chem.*, 2017, **197**, 42–48; (g) D. E. Yerien, R. Conde, S. Barata-Vallejo, B. Camps, B. Lantaño and A. Postigo, *RSC Adv.*, 2016, **7**, 266–274.
- (a) A. Dewanji, C. Mück-Lichtenfeld and A. Studer, *Angew. Chem., Int. Ed.*, 2016, **55**, 6749–6752; (b) T. Hokamp, A. Dewanji, M. Lübbsmeyer, C. Mück-Lichtenfeld, E.-U. Würthwein and A. Studer, *Angew. Chem., Int. Ed.*, 2017, **56**, 13275–13278.

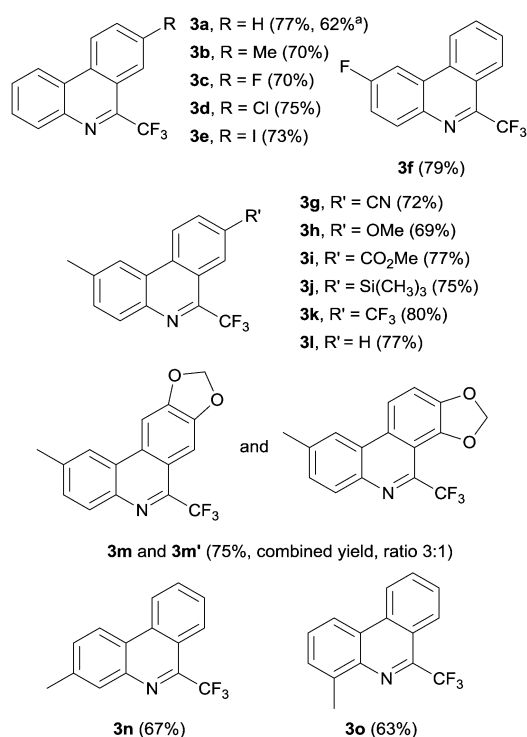


Fig. 3 Various 6-(trifluoromethyl)phenanthridines **3a–3f** prepared under optimized conditions (isolated yield in bracket). <sup>a</sup> Reaction performed at 4 mmol scale (see ESI† for additional information).



- 5 (a) S. Wertz, D. Leifert and A. Studer, *Org. Lett.*, 2013, **15**, 928–931; (b) D. Leifert and A. Studer, *Org. Lett.*, 2015, **17**, 386–389; see also: (c) Z.-Q. Liu and Z. Li, *Chem. Commun.*, 2016, **52**, 14278–14281.
- 6 (a) J. Xuan, C. G. Daniliuc and A. Studer, *Org. Lett.*, 2016, **18**, 6372–6375; (b) J. Xuan, D. Gonzalez-Abradelo, C. A. Strassert, C. G. Daniliuc and A. Studer, *Eur. J. Org. Chem.*, 2016, 4961–4964; (c) X. Tang and A. Studer, *Chem. Sci.*, 2017, **8**, 6888–6892.
- 7 Z.-Y. Gu, J.-J. Cao, S.-Y. Wang and S.-J. Ji, *Chem. Sci.*, 2016, **7**, 4067–4072.
- 8 D. E. Yerien, S. Barata-Vallejo, B. Camps, A. E. Cristófolo, M. E. Cano, M. L. Uhrig and A. Postigo, *Catal. Sci. Technol.*, 2017, **7**, 2274–2282.
- 9 C. Qu, Z. Wu, W. Li, H. Du and C. Zhu, *Adv. Synth. Catal.*, 2017, **359**, 1672–1677.
- 10 (a) J. Pinson and J. M. Saveant, *J. Am. Chem. Soc.*, 1978, **100**, 1506–1510; (b) J. M. Saveant, *Acc. Chem. Res.*, 1980, **13**, 323–329.
- 11 (a) A. J. Bard, V. J. Puglisi, J. V. Kenkel and A. Lomax, *Faraday Discuss. Chem. Soc.*, 1973, **56**, 353–366; (b) G. Mabon and J. Simonet, *Electrochim. Acta*, 1992, **37**, 2467–2468; (c) A. Goulet-Hanssens, M. Utecht, D. Mutruc, E. Titov, J. Schwarz, L. Grubert, D. Bléger, P. Saalfrank and S. Hecht, *J. Am. Chem. Soc.*, 2017, **139**, 335–341.
- 12 C. Amatore, J. Badoz-Lambling, C. Bonnel-Huyghes, J. Pinson, J. M. Saveant and A. Thiebault, *J. Am. Chem. Soc.*, 1982, **104**, 1979–1986.
- 13 (a) J. Delaunay, G. Mabon, A. Orliac and J. Simonet, *Tetrahedron Lett.*, 1990, **31**, 667–668; (b) Y. Roh, H.-Y. Jang, V. Lynch, N. L. Bauld and M. J. Krische, *Org. Lett.*, 2002, **4**, 611–613.
- 14 (a) S. D. Phillips and R. N. Castle, *J. Heterocycl. Chem.*, 1981, **18**, 223–232; (b) T. Ishikawa, *Med. Res. Rev.*, 2001, **21**, 61–72; (c) L.-M. Tumor, M. R. Stojković and I. Piantanida, *Beilstein J. Org. Chem.*, 2014, **10**, 2930–2954.
- 15 (a) L. Sripada, J. A. Teske and A. Deiters, *Org. Biomol. Chem.*, 2008, **6**, 263–265; (b) Q. Wang, X. Dong, T. Xiao and L. Zhou, *Org. Lett.*, 2013, **15**, 4846–4849; (c) Y. Cheng, H. Jiang, Y. Zhang and S. Yu, *Org. Lett.*, 2013, **15**, 5520–5523; (d) W. Fu, M. Zhu, F. Xu, Y. Fu, C. Xu and D. Zou, *RSC Adv.*, 2014, **4**, 17226–17229; (e) M. Zhu, W. Fu, G. Zou, C. Xu and Z. Wang, *J. Fluorine Chem.*, 2014, **163**, 23–27; (f) Y.-F. Wang, G. H. Lonca, M. Le Runigo and S. Chiba, *Org. Lett.*, 2014, **16**, 4272–4275; (g) H. Jiang, X. An, K. Tong, T. Zheng, Y. Zhang and S. Yu, *Angew. Chem.*, 2015, **127**, 4127–4131; (h) X. Tang, S. Song, C. Liu, R. Zhu and B. Zhang, *RSC Adv.*, 2015, **5**, 76363–76367; (i) J. Rong, L. Deng, P. Tan, C. Ni, Y. Gu and J. Hu, *Angew. Chem., Int. Ed.*, 2016, **55**, 2743–2747; (j) S. Feng, T. Li, C. Du, P. Chen, D. Song, J. Li, X. Xie and X. She, *Chem. Commun.*, 2017, **53**, 4585–4588; (k) Y.-R. Liu, H.-Y. Tu and X.-G. Zhang, *Synthesis*, 2015, 3460–3466; (l) R. Sakamoto, H. Kashiwagi, S. Selvakumar, S. A. Moteki and K. Maruoka, *Org. Biomol. Chem.*, 2016, **14**, 6417–6421; (m) M. Zhu, W. Fu, G. Zou, C. Xu and Z. Wang, *J. Fluorine Chem.*, 2015, **180**, 1–6; (n) Z. Zhang, X. Tang and W. R. Dolbier, *Org. Lett.*, 2015, **17**, 4401–4403; (o) S. Wang, W.-L. Jia, L. Wang and Q. Liu, *Eur. J. Org. Chem.*, 2015, 6817–6821; (p) J.-W. Gu and X. Zhang, *Org. Lett.*, 2015, **17**, 5384–5387; (q) W. Wan, G. Ma, J. Li, Y. Chen, Q. Hu, M. Li, H. Jiang, H. Deng and J. Hao, *Chem. Commun.*, 2016, **52**, 1598–1601; (r) H. Zhao, Z. Liu, J. Song and H. Xu, *Angew. Chem.*, 2017, **129**, 12906; for a review see: (s) A. V. Lygin and A. de Meijere, *Angew. Chem., Int. Ed.*, 2010, **49**, 9094–9124; (t) B. Zhang and A. Studer, *Chem. Soc. Rev.*, 2015, **44**, 3505–3521.
- 16 Y. Gorbanev, D. Leifert, A. Studer, D. O'Connell and V. Chechik, *Chem. Commun.*, 2017, **53**, 3685–3688.

