

Cite this: *Nanoscale Adv.*, 2019, 1, 4128

Enhancement of photoelectrochemical organics degradation and power generation by electrodeposited coatings of g-C₃N₄ and graphene on TiO₂ nanotube arrays

Shuli Halevy, Eli Korin and Armand Bettelheim *

New g-C₃N₄ coatings obtained *via* electropolymerization (EP) of melamine followed by a heat treatment and graphene oxide (GO) coatings based on combining GO sheets *via* EP of GO phenolic groups are used to improve the performance of photoanodes composed of TiO₂ nanotube arrays towards the photoelectrochemical (PEC) oxidation of methanol. This process, as examined in Na₂CO₃ solution (pH 11.4) for the two types of coatings and serving as a model for the degradation of an organic pollutant, demonstrates enhanced PEC performance as compared to that obtained using electrochemically reduced GO coatings. PEC oxidation currents obtained with 1 M methanol reach saturation at potentials as low as ~ -0.4 V vs. Ag/AgCl, with the highest saturation current density of ~ 2.6 mA cm⁻² and photon-to-current efficiency of 52% as observed for the new TiO₂NTs/g-C₃N₄ photoanodes. Electrochemical impedance spectroscopy measurements for these photoanodes show a charge transfer resistance one order of magnitude lower than that obtained by the other types of coatings. This indicates an enhanced charge separation ability for the photogenerated electron-hole pairs and faster interfacial charge transfer between the electron donor (methanol) and acceptor (holes). It is also demonstrated that the process of organics degradation can be achieved not only *via* an applied potential but also in a galvanic photofuelcell with methanol and oxygen serving as the fuel and oxidant, respectively. The power densities achieved with the electrochemically prepared g-C₃N₄ photoanodes (~ 0.5 mW cm⁻²) are at least one order of magnitude higher than those reported for other TiO₂-based systems.

Received 14th July 2019
Accepted 15th September 2019

DOI: 10.1039/c9na00437h

rsc.li/nanoscale-advances

Introduction

A serious pollution problem is caused when organic waste is discharged into our natural water sources. Therefore, it is vital to develop efficient approaches for environmental remediation. Photoelectrochemical (PEC) cells, driven by visible light, have been widely studied, since they enable organic wastewater oxidation at photoanodes with minimum energy consumption while water or protons are reduced at the cathode.¹ Moreover, supplying oxygen (or air) to be reduced at the cathode converts the cell into a galvanic photofuelcell in which organics degradation is even accompanied by electrical power generation.¹ To date, the low efficiency of PEC photocatalysts has limited the large scale application of such devices. One of the most widely used semiconductor photocatalysts for these applications is TiO₂, since it has unique electronic and optical properties, high chemical stability, nontoxicity and low cost.² Highly ordered TiO₂ nanotube (NT) arrays prepared by electrochemical

anodization of Ti foil were reported to show improved PEC activity compared with immobilized TiO₂ films.³ Many researchers have made much effort in finding the optimal electrolyte and experimental parameters in order to efficiently achieve high quality self-organized TiO₂NTs. Improved properties of TiO₂NTs (optimal geometric dimensions for efficient charge transport, higher wall smoothness and tube straightness) are obtained in organic electrolytes and are responsible for improved PEC performance.³⁻⁵ Numerous approaches have been investigated in order to achieve a visible light response as well as suppressing electron-hole recombination, such as doping with metal ions or non-metal elements, dye sensitization, and coupling with other metal oxide semiconductors.² However, recombination still limits the PEC activity of TiO₂NTs, especially in the case of incomplete coverage as a result of decorating the surface with the above materials. Combining TiO₂NTs with nanocarbon materials is being increasingly investigated for the enhancement of TiO₂ PEC activity. Among the nanocarbon materials, graphene and graphitic carbon nitride (g-C₃N₄) are hot topics and are the most studied materials in this field nowadays.

Chemical Engineering Department, Ben Gurion University of the Negev, Beer-Sheva 84105, Israel. E-mail: armandb@bgu.ac.il



Recently, graphitic carbon nitride ($g\text{-C}_3\text{N}_4$) as a metal-free organic semiconductor has received extensive attention, owing to its widespread potential applications in photocatalytic fields. Its attractive properties such as thermal and chemical stability, a medium (2.7 eV) band gap (BG), and a suitable band edge structure for heterojunction formation make it a perfect choice for coupling with TiO_2 .^{6–8} Graphene derivatives have also received extensive attention for coupling with TiO_2 due to their very high electron mobility, the possibility of them acting as sensitizers by directly capturing visible light and the increased adsorption of organic compounds through $\pi\text{-}\pi$ interactions owing to their large surface area. However, the mechanism of the PEC activity enhancement of the graphene– TiO_2 system is still not fully understood.⁹

The preparation of $g\text{-C}_3\text{N}_4$ has been recently reviewed.⁶ In most cases $g\text{-C}_3\text{N}_4$ is synthesized by thermal condensation of nitrogen-rich precursors, such as melamine⁷ and is coupled with TiO_2NTs *via* chemical vapor deposition (CVD)¹⁰ or by dip-coating of TiO_2NTs in a $g\text{-C}_3\text{N}_4$ suspension.¹¹ However, melamine exhibits a strong tendency toward sublimation during its preparation. Therefore, a considerable amount of the melamine powder is lost through the thermal process, usually conducted in a semi-closed system.¹² Moreover, incorporating $g\text{-C}_3\text{N}_4$ *via* dip-coating results in inhomogeneous surface coverage.¹³ Dip-coating from aqueous suspensions is also the main technique reported in the literature for incorporating graphene derivatives on the 3D surface of TiO_2NTs . However, graphene sheets cover and block the top of the NTs¹⁴ and it is still a challenge to develop an efficient method in which homogeneous coverage and controlled coating thickness are obtained.

Electrodeposition is a good approach to immobilize coatings on the surface of 3D electrodes, owing to good stability, reproducibility, homogeneity and the possibility of controlling film thickness by adjusting the electrochemical parameters. Recently, we proposed a new and simple process consisting of melamine electropolymerization (EP) followed by a heat treatment to obtain thin, continuous and homogeneously distributed $g\text{-C}_3\text{N}_4$ films on the surface of TiO_2NT walls.¹⁵ Moreover, spectroscopic characterization of these $\text{TiO}_2\text{NTs}/g\text{-C}_3\text{N}_4$ systems indicated the possible formation of a heterojunction with a modified electronic structure.¹⁶

Electrodeposition of graphene has been reported to be achieved from graphene oxide (GO) suspensions at cathodic potentials, thus obtaining electro-reduced GO (erGO) films.^{17,18} Recently, we developed an alternative electrodeposition method, based upon anodic polarization of GO suspensions, which yields coatings obtained by EP of GO phenolic edge groups.¹⁹ The high $\text{C}=\text{C}$ bond content is responsible for the relatively high conductivity of these epGO coatings, which is within the same order of magnitude as that of the erGO one.²⁰ The EP method to obtain graphene coatings on anodized Ti seems more suitable than the one which uses cathodic polarization since the Fermi level of erGO is considered to be lower than the conduction band (CB) of TiO_2 .^{21,22} This results in a flow of electrons from the CB of TiO_2 to that of the erGO coating in contrast to the desired opposite electron flow direction which

can be expected from epGO which is characterized by a higher oxidation level.

In the present work we take advantage of the EP method for the preparation of TiO_2NT photoanodes with nanostructured $g\text{-C}_3\text{N}_4$ as well as for GO coatings. We also demonstrate and compare the abilities of these coatings to improve the performance of TiO_2NT photoanodes towards the PEC oxidation of methanol serving as an organic pollutant model. We show that the new electrodeposited coatings on TiO_2NTs exhibit significantly enhanced activity towards the PEC oxidation of methanol. Higher saturation photocurrent density values, beyond 2 mA cm^{-2} , are obtained compared to that of other $\text{TiO}_2/\text{nano-carbon}$ photoanode systems reported in the literature for methanol PEC oxidation. The improved performance of the new $\text{TiO}_2\text{NTs}/g\text{-C}_3\text{N}_4$ photoanode is also demonstrated in a photo-fuelcell configuration in which methanol and oxygen serve as the fuel and oxidant, respectively.

Experimental

TiO_2NTs on Ti were prepared by electrochemical anodization and subsequent annealing at $500\text{ }^\circ\text{C}$ for 1 hour in air.¹⁵ $\text{TiO}_2\text{NTs}/g\text{-C}_3\text{N}_4$ photoanodes (geometric area: 0.9 cm^2) were prepared *via* EP of melamine on the surface of TiO_2NTs . The electrochemical system for EP consisted of Ti/ TiO_2NTs , Pt, and a $\text{Ag}/\text{AgCl}/\text{KCl}$ (satd.) electrode as the working, counter and reference electrodes, respectively. After the EP process was conducted by chronoamperometry (CA) at 1.5 V, the TiO_2NT samples were heat treated in air at $550\text{ }^\circ\text{C}$ for 4 hours (heating rate: $5\text{ }^\circ\text{C min}^{-1}$).¹⁵ $\text{TiO}_2\text{NTs}/\text{epGO}$ photoanodes (1 cm^2) were fabricated *via* EP of GO on TiO_2NTs by chronoamperometry (CA) at +1.5 V for a period of 5 min in a solution containing 0.5 mg ml^{-1} GO and 0.1 M NaHCO_3 . To obtain erGO coatings on TiO_2NT electrodes, CA was conducted at -1.5 V for a period of 5 min in a solution containing 0.5 mg ml^{-1} GO and $0.1\text{ M Na}_2\text{HPO}_4$.

The PEC experiments were performed with a Gamry potentiostat (series $\text{G}^{\text{TM}}300$) in a three-compartment glass cell using $0.1\text{ M Na}_2\text{CO}_3$ (pH 11.4) as the electrolyte, kept at $20\text{ }^\circ\text{C}$. The photoanode faced a quartz window, through which it was illuminated (Newport Oriel Product, 200 W Hg(Xe) lamp, 100 mW cm^{-2}). The counter and reference electrodes were Pt wire and a $\text{Ag}/\text{AgCl}/\text{KCl}$ (satd.) electrode, respectively. Electrochemical impedance spectroscopy (EIS) measurements were carried out at open circuit voltage by applying a sinusoidal voltage of 10 mV and the spectra were recorded in the frequency range of 0.1 Hz to 100 kHz. Software EIS 300 (Gamry) was used for data collection and the obtained impedance plots were fitted with equivalent circuits provided by Echem Analyst (Gamry) software. The incident photon to current efficiencies (IPCEs)²³ were measured using a 500 W Hg(Xe) arc lamp (Newport, 66142) coupled with a 1/4 m monochromator (Cornerstone 260, Newport 74125, with two gratings). Light intensity measured at each wavelength was tested using a calibrated silicon diode detector (Newport Corp. model 818-UV) to obtain the power density spectrum.

Photofuelcell experiments were conducted in a home-made cell consisting of two glued 1 cm path-length polystyrene disposable cuvettes (CVD-VIS1S, Ocean Optics), which permit



the transmission of UV-visible light ($\lambda > 300$ nm). Holes with a diameter of 6 nm drilled on opposite walls of this compartment allowed the use of Nafion 117 (thickness ~ 175 μm , 274674 Aldrich) as a separator between the two compartments which were filled with 0.1 M Na_2CO_3 solution. Measurements using this cell were performed in a two-electrode configuration. A large Pt gauze and $\text{TiO}_2\text{NTs/g-C}_3\text{N}_4$ were used as the cathode and anode, respectively. Methanol (1 M) and oxygen served as the fuel and oxidant and were supplied to the anode and cathode, respectively.

Results and discussion

Characterization of the coatings on TiO_2NTs

The microscopic and spectroscopic properties of $\text{g-C}_3\text{N}_4$ coatings obtained *via* EP on TiO_2NT arrays have been thoroughly described in a previous report.¹⁵ The coatings are shown to be continuous, cover the entire TiO_2NT inner and outer walls and are 2–3 nm thick.

Fig. 1A and B show the current density/time profiles obtained by CA during the preparation of the epGO and erGO

coatings, respectively, on the TiO_2NT electrodes. It can be seen that both for anodic and cathodic polarizations and the formation of the epGO and erGO coatings, respectively, steady state current densities are reached within the first minute after the potential has been applied. However, the steady state current density obtained for epGO coatings is one order of magnitude lower than that for the erGO ones (~ 15 and 150 $\mu\text{A cm}^{-2}$) respectively. This seems to indicate much thinner epGO coatings which is in accordance with our previous report (limited coating thickness of ~ 30 nm on ITO electrodes) and the massive coatings with thickness of several micrometers as reported for erGO.¹⁹ This is also reflected in the SEM images obtained for the two types of coatings. While thin films of epGO mostly covering the outer TiO_2 NT walls are observed for the $\text{TiO}_2\text{NTs/epGO}$ samples (Fig. 1C), thick coatings partially accumulated on top of the surface characterize $\text{TiO}_2\text{NTs/erGO}$ ones (Fig. 1D).

The optical responses of the photocatalytic films were investigated by UV-vis diffuse reflectance spectroscopy (DRS). Fig. 1E displays the absorbance spectra of uncoated TiO_2NTs (a), $\text{TiO}_2\text{NTs/erGO}$ (b) and $\text{TiO}_2\text{NTs/epGO}$ (c). All photoanodes absorb UV light, which is characteristic of the absorption spectra of TiO_2NTs . The broad absorption beyond 450 nm is probably caused by the trapped charge carriers in the TiO_2NTs .²⁴ The BG energies of the respective photoanodes were determined using the Kubelka–Munk transformed reflectance spectra according to the equation $(\alpha h\nu)^n = A(h\nu - E_g)$, in which α , h , ν , and E_g are the absorption coefficient, Planck's constant, light frequency, and BG energy, respectively. The value of n is associated with an electronic transition,²⁵ and for TiO_2 , $n = 1/2$ for the indirect transition.¹⁶ According to the Kubelka–Munk method the absorption coefficient is proportional to $F(R) = (1 - R)^2/2R$, where R is the reflectance.²⁵ The BG energy estimated from the intercept of the tangents to the plots of $(F(R)h\nu)^{1/2}$ vs. photon energy is 3.1 eV for the uncoated TiO_2NTs and $\text{TiO}_2\text{NTs/erGO}$, and 3 eV for $\text{TiO}_2\text{NTs/epGO}$ (Fig. 1F). Even though the BG value for the latter is just slightly lower than that of the other electrodes, the difference can stem from the ability of epGO to slightly extend the light response range of TiO_2 , which may be attributed to the formation of Ti–O–C bonds²¹ or some electronic interaction formed during the EP of GO on TiO_2NTs . Similarly, we reported a BG reduction to a value of 2.9 eV for the TiO_2NT photoanodes coated with $\text{g-C}_3\text{N}_4$ *via* the EP process.¹⁵

PEC response towards methanol oxidation of the coated TiO_2NT photoanodes

Linear sweep voltammograms (LSVs) in 0.1 M Na_2CO_3 in the absence and presence of 1 M methanol for the $\text{TiO}_2\text{NTs/g-C}_3\text{N}_4$ photoanode as well as for an uncoated pristine TiO_2NT one are presented in Fig. 2A. The shape of the LSVs under illumination is typical of the n-type semiconductor behavior of the electrodes: the initial sharp increase of current reaches a nearly constant value at high potentials. The space-charge layer thickness increases with an increase in the anodic potential, until it extends through the entire wall thickness of the nanotubes. Then, further increasing the anodic potential has no

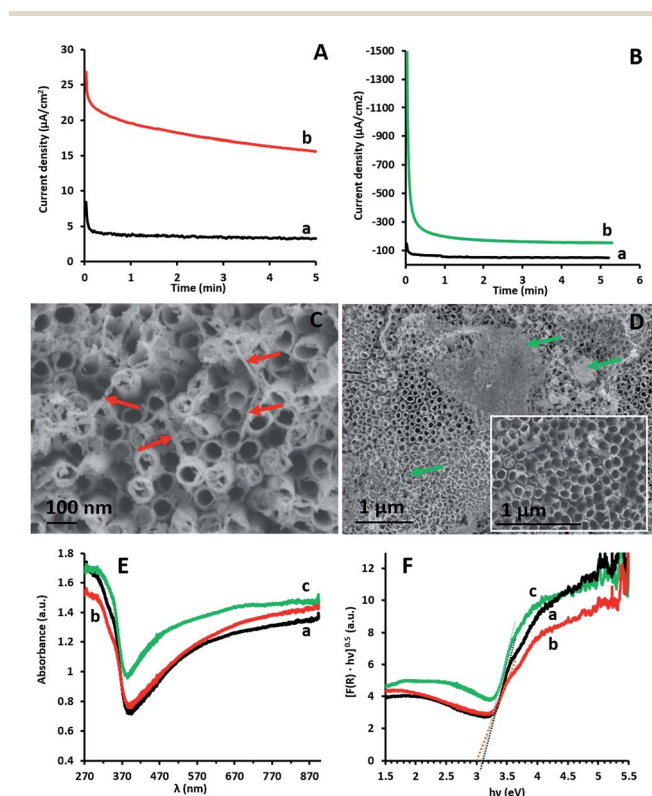


Fig. 1 (A) CA curves obtained at +1.5 V vs. Ag/AgCl for the TiO_2NT electrode in 0.1 M Na_2CO_3 in the absence (a) and presence (b) of 0.5 mg ml^{-1} GO. (B) CA curves obtained at -1.5 V vs. Ag/AgCl for the TiO_2NT electrode in 0.1 M Na_2HPO_4 in the absence (a) and presence (b) of 0.5 mg ml^{-1} GO. SEM top view images for $\text{TiO}_2\text{NTs/epGO}$ (C) and $\text{TiO}_2\text{NTs/erGO}$ (D). Coating regions are marked in arrows. The inset in (D) is for bare TiO_2NT arrays. UV-vis absorbance spectra (converted from diffuse reflectance spectra) (E) and Kubelka–Munk transformed reflectance spectra vs. photon energy (F) of TiO_2NTs (a), $\text{TiO}_2\text{NTs/epGO}$ (b) and $\text{TiO}_2\text{NTs/erGO}$ (c).



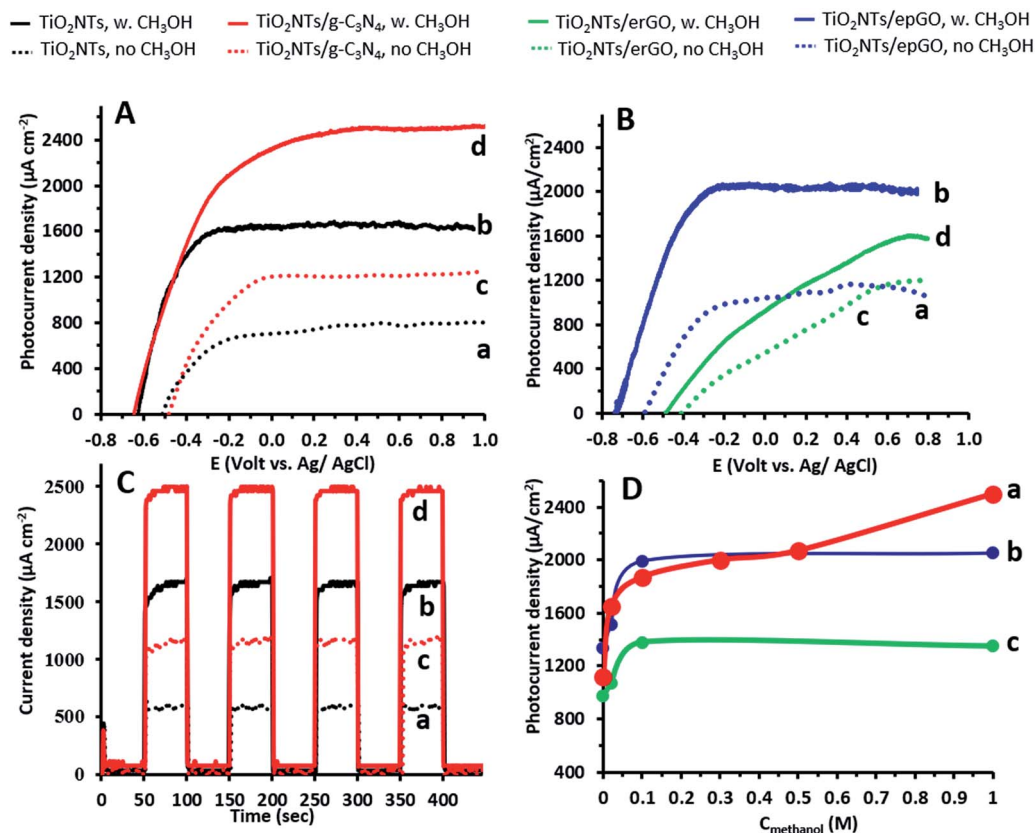


Fig. 2 (A) Linear sweep voltammograms (5 mV s^{-1}) in $0.1 \text{ M Na}_2\text{CO}_3$ for TiO_2NT (a and b) and $\text{TiO}_2\text{NTs/g-C}_3\text{N}_4$ (c and d) photoanodes in the absence and presence of 1 M methanol. (B) Linear sweep voltammograms (5 mV s^{-1}) in $0.1 \text{ M Na}_2\text{CO}_3$ for $\text{TiO}_2\text{NTs/epGO}$ (a and b) and $\text{TiO}_2\text{NTs/erGO}$ (c and d) photoanodes in the absence and presence of 1 M methanol, respectively. (C) Current density versus time at a bias potential of $+0.4 \text{ V}$ vs. Ag/AgCl under chopped light irradiation for TiO_2NT (a and b) and $\text{TiO}_2\text{NTs/g-C}_3\text{N}_4$ (c and d) photoanodes in the absence and presence of 1 M methanol, respectively. (D) Photocurrent density as a function of methanol concentration at a bias of $+0.4 \text{ V}$ for $\text{TiO}_2\text{NTs/g-C}_3\text{N}_4$ (a), $\text{TiO}_2\text{NTs/epGO}$ (b), and $\text{TiO}_2\text{NTs/erGO}$ (c) photoanodes.

effect on charge separation and a saturation photocurrent is reached.³ The steep rise of the photocurrent and the negative shift of the onset potential observed in the presence of methanol are typical of the PEC oxidation at various TiO_2 photoanodes of a number of small organic molecules, including alcohols.^{26–28} The difference in potential at which saturation is reached (-0.1 and 0 V in the absence of methanol; -0.2 and $+0.2 \text{ V}$ in its presence for the uncoated and coated electrodes, respectively) can stem from the thicker walls of the $\text{TiO}_2\text{NTs/g-C}_3\text{N}_4$ photoanode due to the presence of a continuous 2 nm $\text{g-C}_3\text{N}_4$ coating on the NTs.¹⁵ The saturated photocurrent density obtained for the uncoated electrode (1.7 mA cm^{-2}) appears to be among the highest values reported for the PEC oxidation of methanol at TiO_2NTs (for example: 0.7 to 1.5 mA cm^{-2}).²⁸ This is attributed to the difference in the anodization conditions (such as precursor concentration and applied voltage), which strongly affects TiO_2NT properties (such as geometric dimensions and wall smoothness). These nanotube properties might be responsible for an improved e^- - h^+ separation and a higher diffusion length.^{3–5}

LSVs for the epGO and erGO coatings obtained by similar experiments, as described above, are shown in Fig. 2B. It can be seen that both in the absence and in the presence of methanol

the photocurrent densities for $\text{TiO}_2\text{NTs/erGO}$ are lower, and the onset potentials substantially shift anodically as compared to $\text{TiO}_2\text{NTs/epGO}$. Moreover, the photocurrent density increase is sharper and saturation is reached at lower potentials for $\text{TiO}_2\text{NTs/epGO}$ in the presence of 1 M methanol. For example, the saturation photocurrent of $\text{TiO}_2\text{NTs/epGO}$ is reached at -0.25 V , which is 0.9 V more cathodic than that for $\text{TiO}_2\text{NTs/erGO}$. The saturation photocurrent densities for $\text{TiO}_2\text{NTs/g-C}_3\text{N}_4$ and $\text{TiO}_2\text{NTs/epGO}$ photoanodes (≈ 2.6 and 2.0 mA cm^{-2} , respectively) are the highest among those reported for the oxidation of methanol at other TiO_2 /carbon nanostructures, such as TiO_2 nanorods/graphene²⁷ and mesoporous TiO_2 -carbon-CNT composites²⁹ (0.004 and 1.0 mA cm^{-2} , respectively).

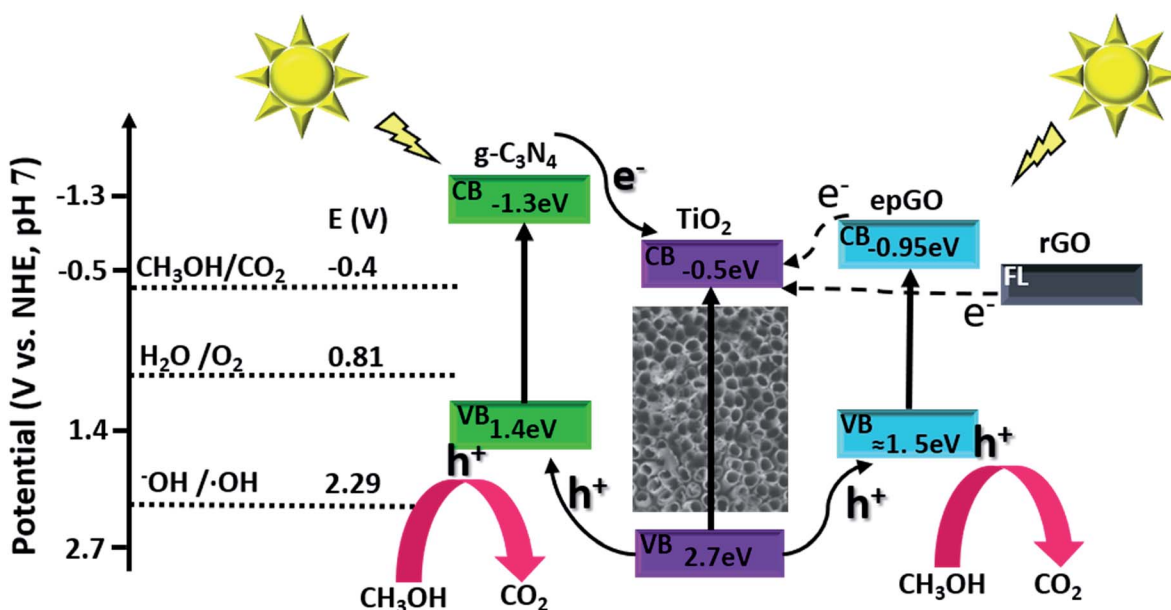
CA at a potential of $+0.4 \text{ V}$ in $0.1 \text{ M Na}_2\text{CO}_3$ is demonstrated for the bare TiO_2NT and $\text{TiO}_2\text{NTs/g-C}_3\text{N}_4$ photoanodes in Fig. 2C. This can give valuable information regarding the presence of recombination centers and the dynamics of recombination. A steady photocurrent response is observed in the absence and presence of methanol for each switch on and off for both photoanodes. Upon starting illumination the photocurrent increases relatively slowly (5 – 10 s) to a constant value, since electrons further away from the back contact need



some time to be collected. The absence of current transients (spikes) under illumination indicates that recombination is suppressed for both photoanodes under these conditions.³⁰ Good stability of the photoanodes was deduced when testing their performance towards methanol oxidation by LSV (as in Fig. 1A) followed by CA at +0.4 V under chopped light illumination (as in Fig. 1C). Only a decay of 2.5% was observed when comparing the CA current densities under illumination before and after 5 LSV/CA cycles.

The dependence of steady state photocurrents on methanol concentration at a potential of +0.4 V, as obtained by CA, is depicted in Fig. 2D for bare and g-C₃N₄, and erGO- and epGO-coated photoanodes (curves a, b, c, and d, respectively). The photocurrents obtained in the absence of methanol for all electrodes are due to water oxidation. The bare TiO₂NT and g-C₃N₄ coated electrodes show an initial steep current increase up to a concentration of ~0.1 M methanol and a more moderate one up to 0.3 M methanol. However, at higher concentrations, an additional increase in current is observed, which is much more significant for the TiO₂NTs/g-C₃N₄ photoanode. It has been reported that for bare TiO₂ photoanodes, the dominant oxidation mechanism at low organics concentrations is the indirect one mediated by free OH[•] radicals formed by OH⁻ oxidation.²³ However, the direct pathway, likely to occur at higher methanol concentration, is expected to increase markedly the photocurrents due to efficient scavenging of holes in the presence of methanol and the possibility of occurrence of the current doubling effect in which two electrons are transferred to the conduction band from one photon.^{1,31} This effect is more pronounced for TiO₂NTs/g-C₃N₄, since the valence band energy level of the g-C₃N₄ is more moderate than that of TiO₂ (valence band energies of +1.4 and 2.7 V vs. NHE at pH 7, respectively⁶), thus rendering the formation of OH[•] radicals *via* oxidation of OH⁻ by holes less probable ($E^0 \text{OH}^-/\text{OH}^\bullet = 2.29 \text{ V}$

vs. NHE at pH 7 (ref. 6)). The dependence of photocurrent on methanol concentrations is similar both for erGO and epGO coatings (curves b and c): the current steeply increases up to a concentration of ~0.1 M and reaches a constant value at higher concentrations, this value being significantly higher for the epGO than for the erGO coatings (≈ 2.0 and 1.4 mA cm^{-2} , respectively). It also seems that the indirect rather than the direct pathway is promoted by the graphene-based coatings even at high methanol concentrations. These results can be explained by the morphology (Fig. 1) and electronic structure of the different coatings (Scheme 1). The Fermi level of rGO is lower than the CB of TiO₂ (-0.3 and -0.5 eV , respectively),^{22,32} so electrons tend to transport from the TiO₂ to the erGO, and therefore these electrons do not contribute to the measured photocurrent. Moreover, the rGO partial coverage diminishes the exposed active surface area of the TiO₂NTs which is active for PEC oxidation by holes. However, the improved performances of the epGO coatings can be explained when considering the energy band levels of TiO₂ and epGO relative to the levels of CH₃OH and H₂O redox potentials. It is known that GO behaves as a semiconductor and its BG is dependent on the oxygen content, with a constant CB value ($\approx -0.95 \text{ eV}$) and a VB edge, which shifts to the negative direction as the O/C ratio in GO decreases, leading to a BG range of 2.4–4.3 eV.²¹ The VB of epGO, as estimated according to that of graphite oxide³³ with a similar oxygen content (O/C ratio of ~0.3), is $\approx 1.5 \text{ eV}$. Although hole transfer from TiO₂ to the epGO VB level is energetically favorable, the epGO CB level is very close to that of TiO₂; thus electron transfer from the CB level of GO to that of TiO₂ is less favorable than it is for the heterojunction provided by g-C₃N₄.^{21,33} This explains the higher methanol oxidation photocurrents measured for the g-C₃N₄ coatings in comparison to those for epGO ones.



Scheme 1 Energy diagram and schematic illustration of charge transfer in g-C₃N₄ and graphene coatings on TiO₂NTs.



Further examination was performed with the EP-obtained $g\text{-C}_3\text{N}_4$ coatings which showed the highest PEC activity towards methanol oxidation. To further understand the performance exhibited by the $g\text{-C}_3\text{N}_4$ coated photoanodes, electrochemical impedance spectroscopy (EIS) was conducted under illumination in the absence and presence of methanol for comparison of these electrodes with the uncoated ones. The EIS Nyquist plots obtained for both electrodes and solutions are characterized by semicircles (Fig. 3A), with smaller diameters reflecting lower charge transfer resistance (RCT).³⁴ Both photoanodes show smaller semicircle diameters in the presence of methanol which suggests that methanol decreases RCT by improving the scavenging of holes.³¹ The Randles model, which consists of RCT and a Warburg diffusion (W) element in parallel with a constant phase element (CPE), fits the data obtained for the photoanodes in the presence of methanol (inset of Fig. 3A), as also reported for TiO_2 -carbon-CNT nanocomposites.²⁹ The RCT values, as estimated from this model for the TiO_2NT and $\text{TiO}_2\text{NTs}/g\text{-C}_3\text{N}_4$ photoanodes, are 3600 and 2500 $\Omega\text{ cm}^2$, respectively. These charge transfer resistances are one order of magnitude lower than those reported under similar conditions for TiO_2NTs and $\text{TiO}_2\text{NTs}/g\text{-C}_3\text{N}_4$ prepared by dip-coating of a $g\text{-C}_3\text{N}_4$ suspension.¹¹ The lower charge transfer resistance of the bare TiO_2NTs in the present research study is consistent with the PEC activity enhancement described above, and may be related to their improved properties which are very sensitive to the preparation conditions.³⁻⁵

The lower charge transfer resistance of the $\text{TiO}_2\text{NTs}/g\text{-C}_3\text{N}_4$ compared to the bare TiO_2NTs suggests that the coated photoanode exhibits enhanced charge separation ability for the photogenerated electron-hole pairs and faster interfacial charge transfer between the electron donor (methanol/water) and the electron acceptor (holes) due to the formation of a $\text{TiO}_2\text{NTs}/g\text{-C}_3\text{N}_4$ heterojunction (Scheme 1). A good interaction between $g\text{-C}_3\text{N}_4$ and TiO_2NTs is vital for efficient heterojunction formation,⁶ which is responsible for the improved charge transfer ability. This in turn can explain the enhanced

photocurrents exhibited in the LSV and CA measurements by the $g\text{-C}_3\text{N}_4$ coated photoanode as compared to those of the uncoated ones.³⁴

The incident photon to current conversion efficiency (IPCE) spectra obtained at +0.4 V (Fig. 3B) show that the IPCE values for $\text{TiO}_2\text{NTs}/g\text{-C}_3\text{N}_4$ are higher than those for TiO_2NTs in the absence as well as in the presence of 1 M methanol. The maximum IPCE value (52%) obtained at 350 nm in the presence of methanol is ~ 1.8 times higher for $\text{TiO}_2\text{NTs}/g\text{-C}_3\text{N}_4$ as compared to that of TiO_2NTs (29%). This high IPCE value may imply that the coated electrode has more accessible active sites that are available for methanol oxidation. Both photoanodes show IPCE values in the presence of methanol which are twice those obtained in its absence. This indicates that the possible direct methanol oxidation by holes accompanied by the doubling effect may play an important role in the PEC process.

Performance of the $\text{TiO}_2\text{NTs}/g\text{-C}_3\text{N}_4$ photoanodes in a photofuelcell configuration

A photofuelcell based on a TiO_2 photoanode with methanol and oxygen serving as the fuel and oxidant, respectively (Fig. 4A), is expected to provide a galvanic voltage of at least ~ 0.8 V.¹ This was confirmed by the measured open circuit voltages: 0.98 and 1.1 V for the illuminated TiO_2NT and $\text{TiO}_2\text{NTs}/g\text{-C}_3\text{N}_4$ anodes, respectively. As shown in Fig. 4B, the polarization curves obtained in the presence of methanol show appreciably higher current densities than in its absence, both for the uncoated and coated TiO_2 photoanodes. The short circuit current densities obtained in the presence of methanol for these photoanodes, 1.2 and 1.9 mA cm^{-2} (curves a and b, respectively), are approximately threefold higher than in its absence (curves e and f, respectively). The potential of the photoanode becomes more negative in the presence of methanol, due to the more efficient hole scavenging by methanol which releases more free electrons. This raises the Fermi level, makes the semiconductor potential more electronegative,³⁵ and leads to higher E_{cell} and

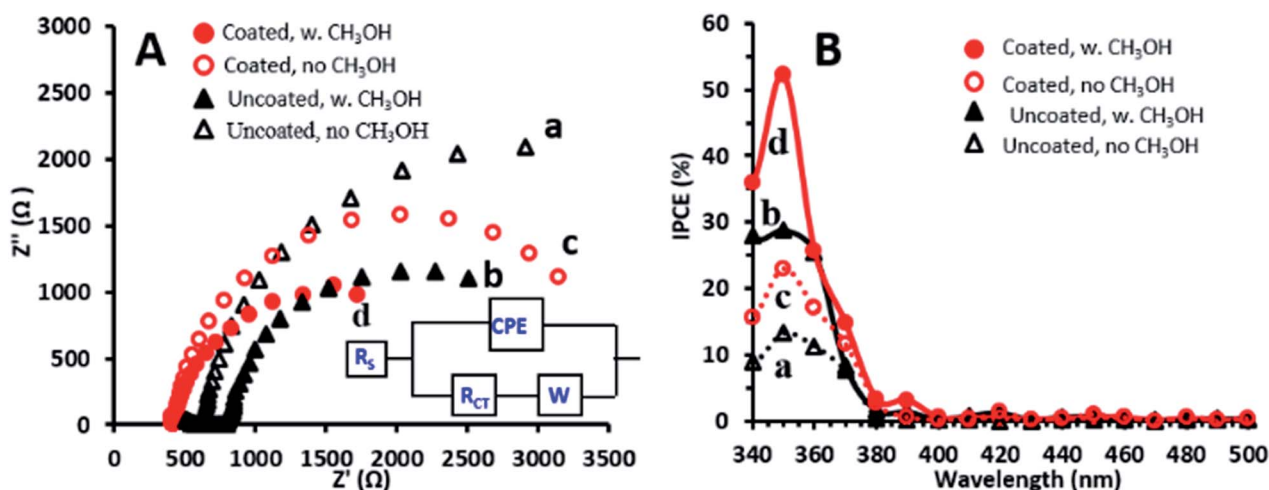


Fig. 3 (A) EIS Nyquist plots for TiO_2NTs (a and b) and $\text{TiO}_2\text{NTs}/g\text{-C}_3\text{N}_4$ (c and d) in the absence and presence of 1 M methanol. Inset: equivalent circuit. (B) IPCE spectra at a bias of +0.4 V for TiO_2NTs (a and b) and $\text{TiO}_2\text{NTs}/g\text{-C}_3\text{N}_4$ (c and d) in the absence and presence of methanol.



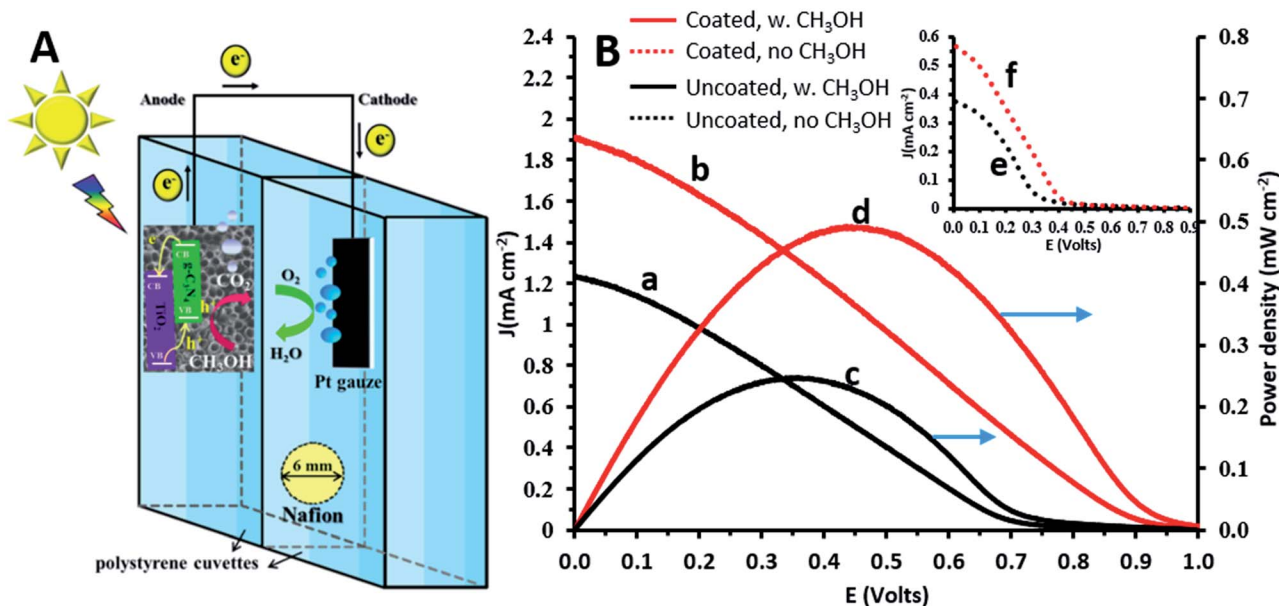


Fig. 4 (A) Schematic illustration of a photofuelcell based on the $\text{TiO}_2\text{NTs}/\text{g-C}_3\text{N}_4$ photoanode. (B) Current density (a and b) and power density (c and d) vs. voltage curves for the photofuelcell with TiO_2NTs and $\text{TiO}_2\text{NTs}/\text{g-C}_3\text{N}_4$ in 0.1 M Na_2CO_3 and 1 M methanol. Inset: current density vs. voltage curves under the same operating conditions without methanol for TiO_2NTs (e) and $\text{TiO}_2\text{NTs}/\text{g-C}_3\text{N}_4$ (f).

current densities. The presence of the $\text{g-C}_3\text{N}_4$ coating on the TiO_2 photoanode improves significantly the maximum power density obtained in the presence of methanol: 0.5 and 0.2 mW cm^{-2} for the coated and uncoated photoanodes (curves d and c, respectively). The power densities achieved for the electrochemically $\text{g-C}_3\text{N}_4$ coated TiO_2 anodes are impressively higher than for similar electrodes prepared by other methods, such as $\text{TiO}_2/\text{g-C}_3\text{N}_4$ photoanodes prepared by a sol-gel method and dip-coated on carbon fiber cloth (0.035 mW cm^{-2} with rhodamine B as the fuel³⁶) and for other coatings, such as graphene/ TiO_2 nanorods prepared by a hydrothermal method (10⁻³ mW cm^{-2} with methanol as the fuel).²⁷ This demonstrates the ability of the new $\text{TiO}_2/\text{g-C}_3\text{N}_4$ systems to act not only as efficient photoanodes for the oxidation of methanol (used as a model for organic matter), but also for the generation of electricity in a photofuelcell.

Conclusions

Incorporating carbon nanostructures on TiO_2NT arrays via electrochemical methods is an efficient approach due to the possibility of obtaining homogeneous coatings with controllable thickness, which is key to an efficient PEC process. In the present work we introduce electropolymerization as a new method to electrodeposit carbon nanostructures on TiO_2NT photoanodes. $\text{g-C}_3\text{N}_4$ and GO coatings obtained by EP show superior PEC performance towards the oxidation of methanol, serving as an organic pollutant, in comparison to that of erGO coatings obtained by the conventional cathodic electrodeposition method. The highest activity is exhibited by the $\text{TiO}_2\text{NTs}/\text{g-C}_3\text{N}_4$ photoanodes and this is attributed to the homogeneous nature of the coatings and the formation of an efficient

heterojunction which provides both enhanced charge separation ability and faster charge transfer between the electron donor (methanol) and electron acceptor (holes). These photoanodes also show a good performance in a photofuelcell configuration in which methanol and oxygen serve as the fuel and oxidant, respectively. This allows us to carry out the process not only without any required energy input but also with the generation of a relatively high power density, considering the lack of noble metals in the photocatalytic layer.^{27,36,37}

Conflicts of interest

There are no conflicts to declare.

Acknowledgements

The authors would like to thank the office of the Chief Scientist of Israel Ministry of National Infrastructure, Energy and Water Resources for partially funding this study.

References

- 1 P. Lianos, Production of electricity and hydrogen by photocatalytic degradation of organic wastes in a photoelectrochemical cell. The concept of the Photofuelcell: A review of a re-emerging research field, *J. Hazard. Mater.*, 2011, **185**, 575–590.
- 2 R. Daghrir, P. Drogui and D. Robert, Modified TiO_2 For Environmental Photocatalytic Applications: A Review, *Ind. Eng. Chem. Res.*, 2013, **52**, 3581–3599.



- 3 R. P. Lynch, A. Ghicov and P. Schmuki, A Photo-Electrochemical Investigation of Self-Organized TiO₂ Nanotubes, *J. Electrochem. Soc.*, 2010, **157**(3), G76–G84.
- 4 M. Z. Ge, C. Y. Cao, J. Y. Huang, S. H. Li, S. N. Zhang, S. Deng, Q. S. Li, K. Q. Zhang and Y. K. Lai, Synthesis, modification, and photo/photoelectrocatalytic degradation applications of TiO₂ nanotube arrays: A review, *Nanotechnol. Rev.*, 2016, **5**(1), 75–112.
- 5 Y. R. Smith, R. S. Ray, K. Carlson, B. Sarma and M. Misra, Self-Ordered titanium dioxide nanotube arrays: Anodic synthesis and their photo/electro-catalytic applications, *Materials*, 2013, **6**, 2892–2957.
- 6 J. Wen, J. Xie, X. Chen and X. Li, A review on g-C₃N₄-based photocatalysts, *Appl. Surf. Sci.*, 2017, **391**, 72–123.
- 7 W. J. Ong, L. L. Tan, Y. H. Ng, S. T. Yong and S. P. Chai, Graphitic Carbon Nitride (g-C₃N₄)-Based Photocatalysts for Artificial Photosynthesis and Environmental Remediation: Are We a Step Closer to Achieving Sustainability?, *Chem. Rev.*, 2016, **116**, 7159–7329.
- 8 G. Dong, Y. Zhang, Q. Pan and J. Qiu, A fantastic graphitic carbon nitride (g-C₃N₄) material: Electronic structure, photocatalytic and photoelectronic properties, *J. Photochem. Photobiol., C*, 2014, **20**, 33–50.
- 9 Y. Liu and D. Zhang, Effects of structural differences of graphene and the preparation strategies on the photocatalytic activity of graphene–TiO₂ composite film, *J. Mater. Sci.: Mater. Electron.*, 2017, **28**, 4965–4973.
- 10 W. Liao, M. Murugananthan and Y. Zhang, Synthesis of Z-scheme g-C₃N₄-Ti³⁺/TiO₂ material: an efficient visible light photoelectrocatalyst for degradation of phenol, *Phys. Chem. Chem. Phys.*, 2015, **17**, 8877–8884.
- 11 Y. Zhang, J. N. Lu, M. R. Hoffmann, Q. Wang, Y. Q. Cong, Q. Wang and H. Jin, Synthesis of g-C₃N₄/Bi₂O₃/TiO₂ composite nanotubes: enhanced activity under visible light irradiation and improved photoelectrochemical activity, *RSC Adv.*, 2015, **5**, 48983–48991.
- 12 H. J. Yan, Y. Chen and S. M. Xu, Synthesis of graphitic carbon nitride by directly heating sulfuric acid treated melamine for enhanced photocatalytic H₂ production from water under visible light, *Int. J. Hydrogen Energy*, 2012, **37**, 125–133.
- 13 W. K. Jo and T. S. Natarajan, Influence of TiO₂ morphology on the photocatalytic efficiency of direct Z-scheme g-C₃N₄/TiO₂ photocatalysts for isoniazid degradation, *Chem. Eng. J.*, 2015, **281**, 549–565.
- 14 P. Song, X. Zhang, M. Sun, X. Cui and Y. Lin, Graphene oxide modified TiO₂ nanotube arrays: enhanced visible light photoelectrochemical properties, *Nanoscale*, 2012, **4**, 1800–1804.
- 15 S. Halevy, E. Korin and A. Bettelheim, Electropolymerization as a new route to g-C₃N₄ coatings on TiO₂ nanotubes for solar applications, *RSC Adv.*, 2016, **6**, 87314–87318.
- 16 S. Zhou, Y. Liu, J. Li, Y. Wang, G. Jiang, Z. Zhao, D. Wang, A. Duan, J. Liu and Y. Wei, Facile *in situ* synthesis of graphitic carbon nitride (g-C₃N₄)-N-TiO₂ heterojunction as an efficient photocatalyst for the selective photoreduction of CO₂ to CO, *Appl. Catal., B*, 2014, **158–159**, 20–29.
- 17 L. Chen, Y. Tang, K. Wang, C. Liu and S. Luo, Direct electrodeposition of reduced graphene oxide on glassy carbon electrode and its electrochemical application, *Electrochem. Commun.*, 2011, **13**, 133–137.
- 18 M. Z. Ge, S. H. Li, J. Y. Huang, K. Q. Zhang, S. S. Al-Deyab and Y. K. Lai, TiO₂ nanotube arrays loaded with reduced graphene oxide films: facile hybridization and promising photocatalytic application, *J. Mater. Chem. A*, 2015, **3**, 3491–3499.
- 19 S. Halevy, Y. Bochlin, Y. Kadosh, A. Kaplan, H. Avraham, A. Nissim, R. Ben Hamo, T. Ohaion-Raz, E. Korin and A. Bettelheim, Graphene Oxide Sheets Combine into Conductive Coatings by Direct Oxidative Electropolymerization, *Sci. Rep.*, 2017, **7**, 4987.
- 20 W. J. Basirun, M. Sookhakistan, S. Baradaran, M. R. Mahmoudian and M. Ebadi, Solid-phase electrochemical reduction of graphene oxide films in alkaline solution, *Nanoscale Res. Lett.*, 2013, **8**(1), 397.
- 21 D. Chen, H. Zhang, Y. Liu and J. Li, Graphene and its derivatives for the development of solar cells, photoelectrochemical, and photocatalytic applications, *Energy Environ. Sci.*, 2013, **6**, 1362–1387.
- 22 Y. Tang, S. Luo, Y. Tang, C. Liu, X. Xu, X. Zhang and L. Chen, Efficient removal of herbicide 2,4-dichlorophenoxyacetic acid from water using Ag/reduced graphene oxide co-decorated TiO₂ nanotube arrays, *J. Hazard. Mater.*, 2012, **241–242**, 323–330.
- 23 Z. Chen, T. F. Jaramillo, T. G. Deutsch, A. Kleiman-Shwarsstein, A. J. Forman, N. Gaillard, R. Garland, K. Takanabe, C. Heske, M. Sunkara, E. W. McFarland, K. Domen, E. L. Miller, J. A. Turner and H. N. Dinh, Accelerating materials development for photoelectrochemical hydrogen production: Standards for methods, definitions, and reporting protocols, *J. Mater. Res.*, 2010, **25**(1), 3–16.
- 24 Z. Xu and J. Yu, Visible-light-induced photoelectrochemical behaviors of Fe-modified TiO₂ nanotube arrays, *Nanoscale*, 2011, **3**, 3138–3144.
- 25 R. Lopez and R. Gomez, Band-gap energy estimation from diffuse reflectance measurements on sol-gel and commercial TiO₂: A comparative study, *J. Sol-Gel Sci. Technol.*, 2012, **61**, 1–7.
- 26 C. Santato, U. Martin and A. Jan, Photoelectrochemical properties of nanostructured tungsten trioxide films, *J. Phys. Chem. B*, 2001, **105**, 936–940.
- 27 X. Li, G. Wang, L. Jing, W. Ni, H. Yan, C. Chen and Y. M. Yan, A photoelectrochemical methanol fuel cell based on aligned TiO₂ nanorods decorated graphene photoanode, *Chem. Commun.*, 2016, **52**, 2533–2536.
- 28 J. A. Díaz-Real, E. Ortiz-Ortega, M. P. Gurrola, J. Ledesma-Garcia and L. G. Arriaga, Light-harvesting Ni/TiO₂ nanotubes as photo-electrocatalyst for alcohol oxidation in alkaline media, *Electrochim. Acta*, 2016, **206**, 388–399.
- 29 X. Fan, T. Wang, Y. Guo, H. Gong, H. Xue, H. Guo, B. Gao and J. He, Synthesis of ordered mesoporous TiO₂-Carbon-CNTs nanocomposite and its efficient photoelectrocatalytic



- methanol oxidation performance, *Microporous Mesoporous Mater.*, 2017, **240**, 1–8.
- 30 H. Dotan, K. Sivula, M. Grätzel, A. Rothschild and S. C. Warren, Probing the photoelectrochemical properties of hematite ($\alpha\text{-Fe}_2\text{O}_3$) electrodes using hydrogen peroxide as a hole scavenger, *Energy Environ. Sci.*, 2011, **4**, 958–964.
- 31 E. Kalamaras and P. Lianos, Current Doubling effect revisited: Current multiplication in a PhotoFuelCell, *J. Electroanal. Chem.*, 2015, **751**, 37–42.
- 32 J. Wen, J. Xie, X. Chen and X. Li, A review on g-C₃N₄-based photocatalysts, *Appl. Surf. Sci.*, 2017, **391**, 72–123.
- 33 T. F. Yeh, J. M. Syu, C. Cheng, T. H. Chang and H. Teng, Graphite Oxide as a Photocatalyst for Hydrogen Production from Water, *Adv. Funct. Mater.*, 2010, **20**, 2255–2262.
- 34 A. P. Singh, P. Arora, S. Basu and B. R. Mehta, Graphitic carbon nitride based hydrogen treated disordered titanium dioxide core-shell nanocatalyst for enhanced photocatalytic and photoelectrochemical performance, *Int. J. Hydrogen Energy*, 2016, **41**, 5617–5628.
- 35 M. Antoniadou and P. Lianos, Production of electricity by photoelectrochemical oxidation of ethanol in a PhotoFuelCell, *Appl. Catal., B*, 2010, **99**, 307–313.
- 36 T. Yu, L. Liu, L. Li and F. Yang, A self-biased fuel cell with TiO₂/g-C₃N₄ anode catalyzed alkaline pollutant degradation with light and without light – What is the degradation mechanism?, *Electrochim. Acta*, 2016, **210**, 122–129.
- 37 H. Ahmad, S. K. Kamarudin, L. J. Minggu, U. A. Hasran, S. Masdar and W. R. W. Daud, Enhancing methanol oxidation with a TiO₂-modified semiconductor as a photocatalyst, *Int. J. Hydrogen Energy*, 2016, **42**(14), 8986–8996.

