

# Synthetic methodologies of achiral diarylmethanols, diaryl and triarylmethanes (TRAMs) and medicinal properties of diaryl and triarylmethanes-an overview

 Cite this: *RSC Adv.*, 2014, 4, 28317

Sankalan Mondal and Gautam Panda\*

The last decade has witnessed a high demand of various synthetic approaches towards bioactive achiral diarylmethanols, diaryl and triarylmethanes and the molecules derived thereof. Their biological and therapeutical relevancy in diverse areas such as antimicrobials, infectious, cardiovascular and nervous system disorders, genital tract diseases, estrogen related disorders and bone remodeling is quite well known. These small molecules have also been the starting materials for the development of a variety of pharmaceutically important compounds. Compounds belonging to this family have not only played a leading role in the development of small molecules as therapeutically useful compounds but also have become one of the mainstays for the development of organic synthesis. However, a comprehensive review which covers their synthesis as well as their biological activity is still lacking. (Two reviews cover the synthesis of chiral diarylmethanols through asymmetric aryl transfer, and three reviews cover the photochemical properties of

Received 15th February 2014

Accepted 10th June 2014

DOI: 10.1039/c4ra01341g

[www.rsc.org/advances](http://www.rsc.org/advances)

Central Drug Research Institute, Medicinal and Process Chemistry Division,  
Jankipuram, Lucknow, India. E-mail: [gautam.panda@gmail.com](mailto:gautam.panda@gmail.com)



*Sankalan Mondal was born on 13<sup>th</sup> September, 1986. After receiving his B.Sc. and M.Sc. degree in chemistry in 2007 and 2009 respectively from University of Calcutta, Kolkata, India, he joined Medicinal and Process Chemistry Division of CSIR-Central Drug Research Institutes, Lucknow, India to work on his thesis title entitled "Design, Synthesis, Molecular Modeling Studies and Bioevaluation of*

*Trisubstituted Methanes and Amino Acids Derived Heterocycles" under the supervision of Dr Gautam Panda.*



*Gautam Panda was born at Contai, Midnapore, West Bengal, India. After completing B.Sc. in Chemistry (Hons.) from Calcutta University, he obtained M.Sc. in Chemical Sciences from IIT Kharagpur in 1993. Later he completed Ph. D. in 1999 working with Prof. Goverdhan Mehta at University of Hyderabad on classical synthesis of bucky-bowls. He did post-doctoral work as NSERC visiting*

*fellow in the lab of Prof. Howard Alper, University of Ottawa and Dr Prabhat Arya, National Research Council, Ottawa, Canada from 2000–2001. He later joined CSIR-Central Drug Research Institute, Lucknow in 2002 and he is currently holding Principal Scientist at CDRI and Associate Professor Position at Academy of Scientific and Innovative Research (AcSIR), New Delhi. His research interests are identification and chemical biology of new chemical entities in treating tuberculosis, malaria and breast cancer through synthesis of natural products and natural product-like privileged molecules from chiral amino acids and syn-2,3-dihydroxy esters. He is the recipient of Bronze medal from the Chemical Research Society of India for the year 2011–2012 as well as JSPS invitation fellowship from Japan.*

triarylmethanes, bioconjugation, application of trityl ions and the use of triarylmethanes as dyes.) This review describes the synthesis as well as the biological activities of this group of molecules that came up in the last fifteen years (1995–2013). The current review will cover the various approaches followed for the synthesis of achiral diarylmethanols and the strategies followed for the synthesis of achiral diaryl as well as triarylmethanes. Finally, we will also cover the bioactivities of molecules containing the diaryl and triaryl methane core.

## 1. Introduction

The desired bioactivity, in principle, may be rationalized with a particular conformational structure of a small molecule and towards this perspective, the design of new chemical entities and synthetic routes for their assembly have typically focused on the quick assembly of diverse compounds with the correct conformations. Also for quickly accessing these pharmaceutically relevant molecules, small building blocks which can be readily obtained with very short synthetic endeavour are desired. In this regard, many small organic molecules containing diaryl and triaryl methyl cores have come up which has caused a high demand of various synthetic approaches towards diarylmethanols, diarylmethanes, triarylmethanes various trisubstituted methanes and the molecules derived thereof. Moreover, these molecules have not only been the cornerstone for the development of small molecules as therapeutic agents but also have been the pioneer for the development of asymmetric synthesis. For example the diaryl methanol core has formed an important structural subunit in many ligands (like TADDOL, CBS catalyst *etc.*) used in asymmetric synthesis of diverse array of compounds.

Though there are excellent reviews on the asymmetric synthesis of the diarylmethanols,<sup>1</sup> to the best of our knowledge there are no reviews that cover the synthesis of achiral diarylmethanols, which are also synthetically important fragment and has led to the development of synthetic organic and organometallic chemistry.

## 2. Diarylmethanols

The diaryl hydroxy methyl group has become an integral part in the development of the asymmetric synthesis of many

compounds. Though itself not stereogenic, this structural unit has become the backbone of many chiral auxiliaries, ligands, as well as catalysts with the two flanking aryl groups playing a pivotal role in maintaining or enhancing the stereoselectivity. TADDOL (1) and CBS catalyst (2) exemplify the versatility and the importance of this “magic” group in the asymmetric synthesis (Fig. 1).<sup>2</sup> Achiral diarylmethanols (3) and (4) are also used for the kinetic resolution of racemic  $\alpha$ -aryl propanoic acids,  $\alpha$ -aryl butanoic acids and  $\beta$ -substituted  $\alpha$ -aryl propanoic acids which form an integral part of many pharmaceutically relevant molecules.<sup>3</sup> Moreover Lewis acid or protic acid treatment of diarylmethanols, *o*-aryloxy diarylmethanols or chroman-aryl methanols followed by nucleophilic substitution yields various trisubstituted methanes, xanthenes or xanthenes like analogues which are important structural motifs/building blocks in organic chemistry as well as in pharmaceutical sciences.<sup>4</sup>

The most traditional way to achieve the synthesis of diarylmethanols is the treatment of the appropriate organo lithium, magnesium or zinc reagents with aromatic aldehydes. Preparation of such reagents requires usage of highly reactive metals like magnesium and lithium, leading to various competing side reactions, unstable in air or moisture making it difficult for the easy handling of these reagents. Moreover due to the high reactivity of these organometallic reagents, these reagents are incompatible with many functional groups. So, for the efficient synthesis of diarylmethanols as well as various related molecules, various synthetic protocols were developed which have caused a renaissance in the field of synthetic organic chemistry. Though these types of molecules are very much important from the synthetic as well as the pharmaceutical perspective, to the best of our knowledge there are no reviews which cover the synthesis of this benign group. We will cover the synthetic strategies followed for the preparation of achiral/racemic diarylmethanols in the last two decades (from 1995–2013).

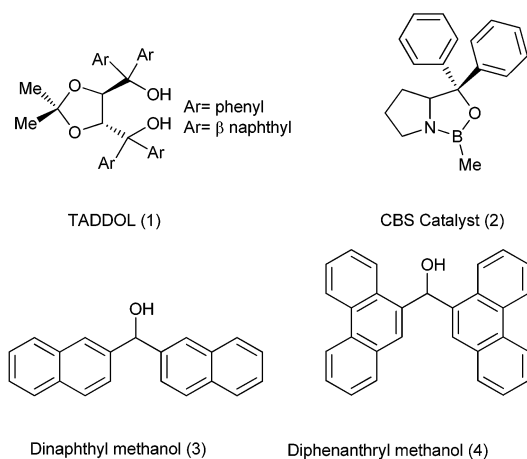
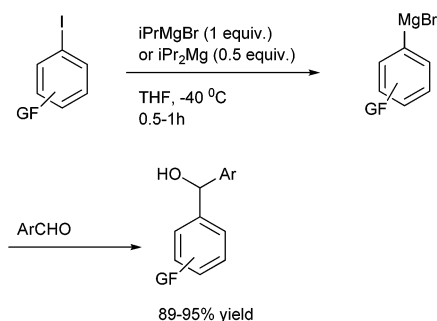


Fig. 1 Some important molecules containing diarylmethanol motif used in the asymmetric synthesis.

## 3. Metal catalyzed synthesis of achiral or racemic diarylmethanols

### 3.1 Magnesium iodine/bromine exchange reaction to prepare functionalized Grignard reagents

Towards the preparation of highly functionalized organo-magnesium reagents, P. Knochel and coworkers first reported the use of the concept of magnesium iodine exchange at low temperature to produce Grignard reagents which contain functional groups like ester, cyano and amide functional groups which are in general incompatible with Grignard reagents and used them in chemoselective arylation of the aldehydes (Scheme 1).<sup>5</sup> Later, they could further extend this magnesium iodine exchange for the preparation of Grignard reagents in



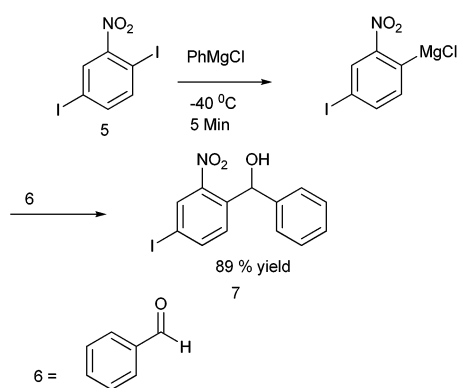
Scheme 1

solid supports and for the preparation of polyfunctional organometallic reagents like those containing nitro or hydroxyl groups.<sup>6-8</sup> Interestingly, for the preparation of ortho nitro Grignard reagent from 2,5-diiodo nitrobenzene (**5**) the iodine atom ortho to the nitro group was replaced leading to the chemoselective preparation of the corresponding Grignard reagent and this when quenched with benzaldehyde (**6**) yielded the diarylmethanol (**7**) in 89% yield (Scheme 2).

K. Oshima and coworkers were able to overcome the limitations of Knochel's protocol by using organomagnesium ate complex for the magnesium halogen exchange reaction.<sup>9</sup> This protocol was suitable for not only electron poor aryl halides but also for electron rich aryl halides and they noted that quenching the Grignard reagents with benzaldehyde furnishes an excellent yield of diarylmethanols (Scheme 3).

### 3.2 Electrochemical coupling of aryl halides with aromatic aldehydes

**Nozaki-Hiyama-Kishi reaction.** M. Durandetti and co-workers reported a simple electrochemical method for the



Scheme 2



Scheme 3

preparation of the diarylmethanols by using catalytic amount of chromium released by the anodic oxidation avoiding the use of toxic, air and moisture sensitive chromium(II) salts (Scheme 4).<sup>10,11</sup> When electron rich aryl halides were used, along with the expected diaryl methanol, a small amount of the corresponding ketone and benzyl alcohol was formed *via* the Meerwein Ponndorf Verley reduction of the unreacted aldehydes with the produced diaryl alkoxide.

### 3.3 Nickel catalyzed arylation of aldehydes

C. H. Cheng *et al.* first reported the nickel catalyzed arylation of aromatic aldehydes using aryl halides as aryl source.<sup>12</sup> Thus using 4-bromo anisole (**8**) as aryl halide, compound (**6**) as aldehyde, Ni(dppe)<sub>2</sub>Br<sub>2</sub> as Nickel source, Zinc powder and THF, compound (**9**) was obtained in high yield (91%) (Scheme 5).

The authors noted that temperature of the reaction was crucial for maintaining yield and selectivity. At 66 °C (refluxing THF), using (**8**) and (**6**) as starting materials, they obtained only 52% of the diaryl methanol (**9**) along with good amount of the pinacol product (**10**) while at higher temperature (110 °C) the authors could get 67% of diaryl methanol (**9**) along with the ketone (**11**) (Scheme 6). The optimum temperature was found to be 75 °C.

E. Shirakawa *et al.* in 2005 delineated that alkynes can act as co-catalyst in nickel catalyzed arylation of aldehydes with organoboronates as the aryl source (Scheme 7).<sup>13</sup> The alkynes acted as the additives. Thus using Ni(cod)<sub>2</sub>/4-octyne as catalyst, 4-trifluoromethyl benzaldehyde (**12**) as the aldehyde and 2-*p*-toluyl-1,3,2-dioxaboronate (**13**) as the aryl source, they could prepare *p*-tolyl ((4-trifluoromethyl)phenyl) methanol (**14**) in 93% yield.

M. Bao *et al.* reported nickel catalyzed arylation of aromatic aldehydes using aryl boronic acids as the aryl source in IPA or toluene-IPA mixture in the ratio of 5 : 1 in presence of



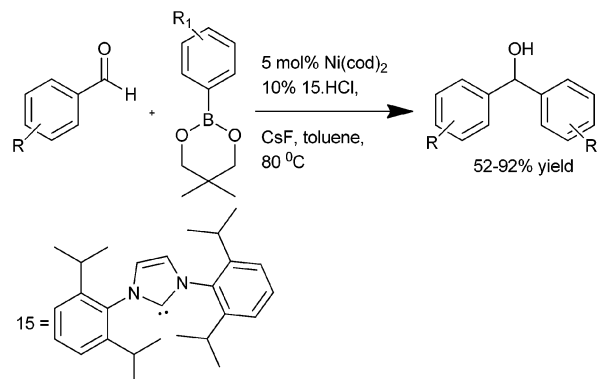
Scheme 4



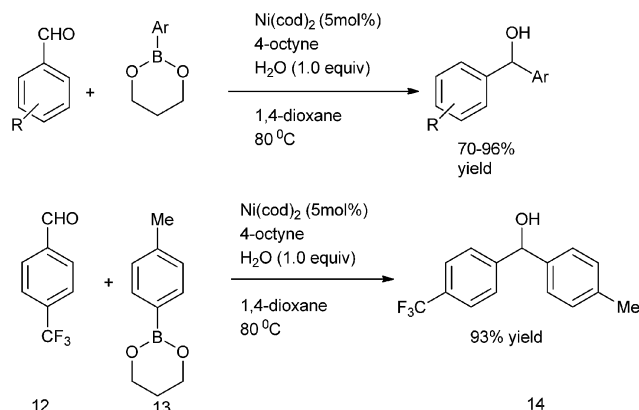
Scheme 5



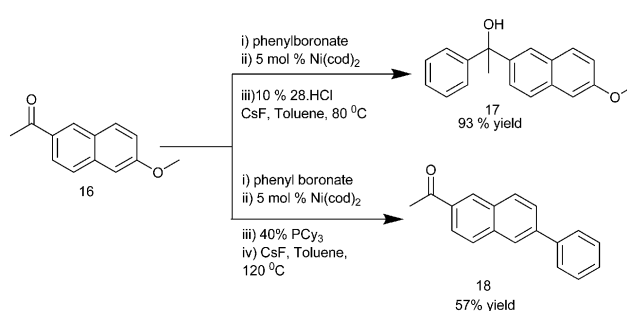
Scheme 6



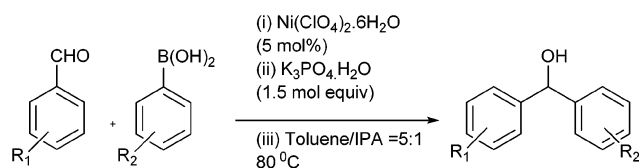
Scheme 9



Scheme 7



Scheme 10



Scheme 8

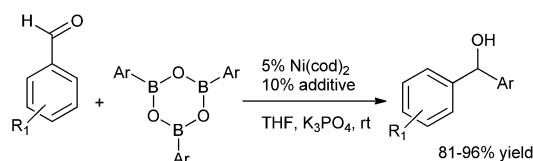
potassium phosphate as the base to obtain the diarylmethanols in very high yields (Scheme 8).<sup>14</sup>

K. Itami *et al.* reported the use of 1,3-bis(2,6-diisopropylphenyl)imidazol-2-ylidene (IPr) (15) ligated Ni(cod)<sub>2</sub> catalyst for the addition of organoboronate esters to aldehydes and ketones (Scheme 9).<sup>15</sup> Interestingly, the addition of organoboronate esters to ketones required caesium fluoride as an additive but for the aldehydes no such additives were required. This arylation procedure is highly chemoselective with the aldehyde group being arylated in preference to the aryl chlorides, ketones or nitriles. Interestingly, the authors noticed that when 1-(6-methoxynaphthalen-2-yl) ethanone (16) was used, change of the bulky ligand (15) to PCy<sub>3</sub> results in the arylation of the methoxy group in preference to the carbonyl group furnishing compound (18) while when (15) was used, the carbonyl group was orthogonally arylated to compound (17) (Scheme 10).

Q. S. Hu and co-workers reported 4-chloro benzaldehyde, 4-chloro acetophenones and 4-chloro benzophenones ligated Ni(cod)<sub>2</sub> to be excellent catalytic system for the arylation of aldehydes using aryl boroxines as the arylating agent to obtain the diarylmethanols in excellent yields (Scheme 11).<sup>16</sup> 4-chloro acetophenones or 4-chloro benzophenones acted as ligands to the nickel catalyst.

### 3.4 Rhodium catalyzed arylation of aromatic aldehydes

C. J. Li and coworkers reported Grignard type phenylation of aldehydes in water under air using a catalytic amount of Rh(COD)<sub>2</sub>BF<sub>4</sub> and phenyltrimethyl tin or phenyltributyl tin as arylating agent (Scheme 12).<sup>17</sup> Using this procedure, various aromatic aldehydes could be arylated to give the respective diarylmethanols in good yields. They noted that presence of sodium fluoride as an additive increased the yield of the



additive = 4-Chlorobenzophenone

Scheme 11



Scheme 12

product. The current protocol was compatible with several reactive functional groups that were incompatible with Grignard reagents. Interestingly, aryl halides were inert under the present conditions, thereby giving rise to chemoselective arylation of aldehydes.

D. A. Sweigart and coworkers reported the use of redox non-innocent hydroquinone as a ligand in rhodium complexes for the arylation of aromatic aldehydes (Scheme 13).<sup>18</sup> However the parent hydroquinone complex was incapable in the catalysis but treatment with potassium tertiary butoxide yielded a quinonoid complex that acted as a heterobimetallic catalyst. Further the fact that the anionic quinonoid ligand acts as a ligand for the boronic acid as well as a Lewis acid receptor site highlights that it plays a bifunctional role (Fig. 2).

C. G. Frost *et al.* reported rhodium catalyzed arylation of aromatic aldehydes and ketones using a water soluble sulfonated biaryl phosphine ligand (**19**) (Scheme 14).<sup>19</sup> The water soluble ligand allows for the catalyst recycling.

### 3.5 Palladium catalyzed arylation of aromatic aldehydes

T. Ohta *et al.* reported palladium catalyzed arylation of aldehydes using arylboronic acid as the aryating agent and tri-phenyl phosphine ligated palladium(0) complex as the



Scheme 13

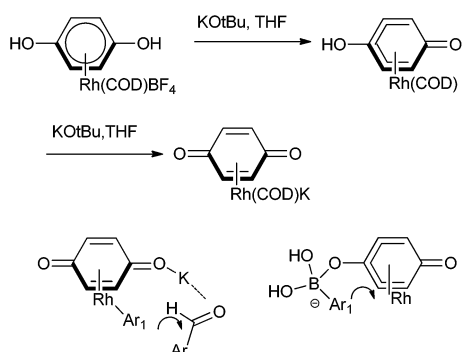
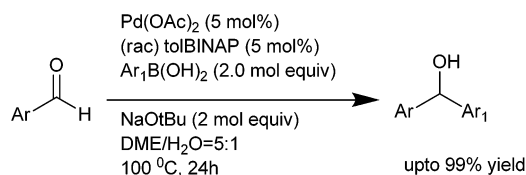


Fig. 2 Preparation of rhodium quinoid complexes and its dual role in arylation of aldehydes.



Scheme 14



Scheme 15

catalyst.<sup>20</sup> They observed addition of chloroform was necessary for the reaction. Later K. Kondo and T. Aoyama improved the protocol by using sodium tertiary butoxide as the base and DME-H<sub>2</sub>O (5 : 1) as the solvent and (±)-tol-BINAP as the ligand (Scheme 15).<sup>21</sup>

Q. S. Hu and co-workers in 2007 first reported the use of anionic 4 electron donor based palladacycles (**20a-d**) (Fig. 3) for the arylation of aromatic aldehydes using aryl boronic acids as the aryating agents.<sup>22,23</sup> Thus using the ferrocenyl based palladacycle (**20d**), they could prepare the respective diarylmethanols in excellent yields (up to 99%) at room temperature (Scheme 16). Later on they reported a more diverse method by changing the ligand to aromatic phosphites and phosphinites.

H. Wu *et al.* in 2007 reported a general efficient protocol for the palladium catalyzed arylation of aldehydes which was compatible with a wide range of functional groups. They used

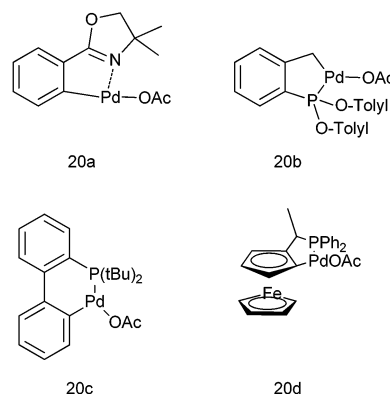
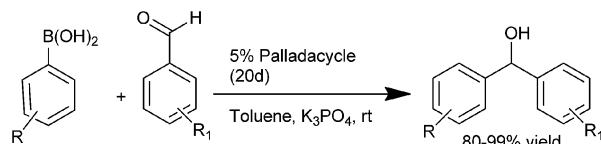


Fig. 3 Palladacycles used in Scheme 16.





Scheme 16

palladium chloride as the palladium source and trinaphthyl phosphine as the ligand (Scheme 17).<sup>24</sup> Using this protocol, a wide range of diarylmethanols with sterically demanding groups could be synthesized in high yields. As arylating agents, aryl boronic acids with electron withdrawing substituents as well as heteroaryl boronic acids could be used.

Y. Wu and co-workers developed a protocol for arylation of aldehydes under environmentally benign conditions using cyclopalladated ferrocenyl imine complex (**21**) in neat water and a weak acid sodium dihydrogen phosphate as an additive (Scheme 18).<sup>25</sup> They could prepare both diarylmethanols containing electron rich as well as electron poor substituents as well as diarylmethanols containing sterically demanding groups. They noted that with electron rich aldehydes, quantitative yield of the diarylmethanols could be obtained if the additive was changed to potassium fluoride.

M. Kuriyama *et al.* & R. Shirai *et al.* in 2008 reported novel *N*-heterocyclic carbene (**22b**) ligated palladium catalyzed arylation of aldehydes using arylboronic acids and aryl trifluoro borates as the aryl source (Scheme 19). Thus using [Pd(allyl)Cl]<sub>2</sub> as the palladium source, they could prepare the respective diarylmethanols in excellent yields (Scheme 19).<sup>26</sup>

In 2010 they delineated only water was enough for the successful achievement of the reaction and no further additives or reagents were necessary.<sup>27,28</sup>



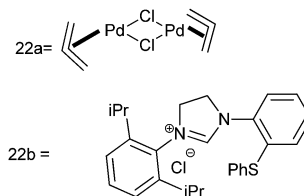
Scheme 17



Scheme 18



R=aryl, heteroaryl, alkyl  
R<sub>1</sub>=aryl, heteroaryl, alkenyl

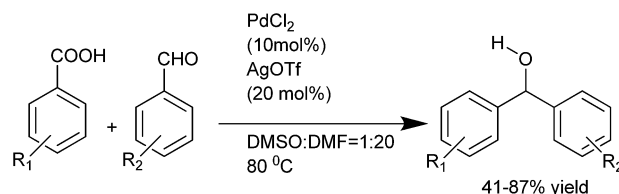


Scheme 19

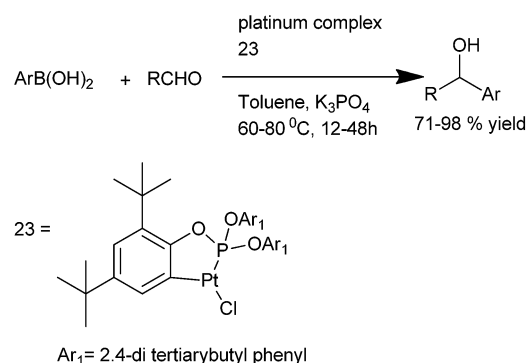
J. Wu *et al.* first reported the palladium catalyzed decarboxylative addition of aryl carboxylic acids with the aryl aldehydes thus avoiding the use of stoichiometric organometallic reagents (Scheme 20).<sup>29</sup> However, silver triflate was used as an additive.

### 3.6 Platinum catalyzed arylation of aromatic aldehydes

Q. S. Hu *et al.* reported the use of readily available, air and moisture stable *ortho* platinated triaryl phosphite (**23**) for the addition of aryl boronic acids to aromatic aldehydes. They could obtain a large variety of diaryl methanol with various activating and deactivating functional groups in high yields by using low catalyst loading (as low as 0.01%) (Scheme 21).<sup>30</sup>

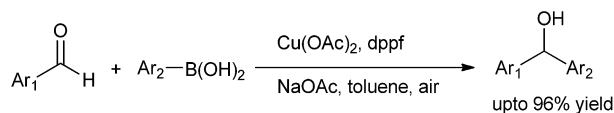


Scheme 20



Ar<sub>1</sub> = 2,4-di-*tert*-butyl phenyl

Scheme 21



Scheme 22

### 3.7 Copper catalyzed arylation of aromatic aldehydes

J. Ding *et al.* in 2009 reported the use of copper catalyzed arylation of aldehydes. They used copper(II) acetate as the copper source and aryl boronic acid as the aryl source (Scheme 22).<sup>31</sup> When monodentate phosphine ligands and sterically demanding ligands were used, the yields of the diarylmethanols were low to moderate; while when bidentate ligands were used, the yields were high. Among the bases and solvents screened, sodium acetate and toluene were found to be the best. When boronic acids with electron withdrawing groups were used, the yields were low with many side products while electro neutral and electron donating groups gave the diarylmethanols in high yield. The authors proposed that electron withdrawing groups decrease the nucleophilicity of the boronic acids while electron donating groups increase the nucleophilicity of the boronic acids. Putting electron withdrawing groups on the aldehyde moiety gave the expected diarylmethanols but electron releasing and even electroneutral groups did not yield the diarylmethanols probably due to the diminished electrophilicity of the aldehydes. Particularly interesting was the fact that with phthalaldehyde, isophthalaldehyde or terephthalaldehyde, only single arylated product could be obtained. The reaction depends on the electronic nature of the aldehyde and that the electrophilicity of the product hydroxy methyl benzaldehydes being less than the starting aldehydes the product does not react further with the boronic acid.

Q. S. Hu *et al.* in 2011, reported bipyridine ligated copper(I) chloride catalyzed addition of aryl boroxines to aldehydes to obtain the diarylmethanols with various electron deficient as well as electron rich substituents in very good yields (up to 92%) (Scheme 23).<sup>32</sup>

### 3.8 Iron catalyzed arylation of aromatic aldehydes

J. H. Li *et al.* was the first to report the use of environmentally friendly iron catalyzed arylation of aromatic aldehydes (Scheme 24).<sup>33</sup> They reported the use of 2-(di-*tert*-butylphosphino) biphenyl (**24**) ligated FeCl<sub>3</sub> catalyzed addition of aryl boronic acid to aromatic aldehydes. However this protocol is limited for electron withdrawing aldehydes as electro neutral and electron donating aldehydes being less electrophilic failed to give any product. For electron rich and electro neutral boronic acids, the



Scheme 24



Scheme 25

product was obtained in good yield. However electron poor boronic acids, being poor nucleophiles, gave only low yield of the product.

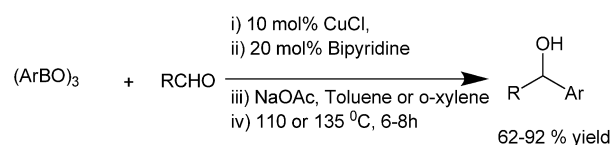
### 3.9 Arylation of aldehydes using ArB(OH)<sub>2</sub>-GaMe<sub>3</sub> as the aryl source

C. Zhu and coworkers used a mixture of trimethyl gallium aryl boronic acid as the arylating agent in the room temperature arylation of aromatic aldehydes to obtain the respective diarylmethanols in high yields (up to 98%) (Scheme 25).<sup>34</sup>

## 4. Diarylmethanes-overview

Diarylmethanes based/derived architectures have played a pivotal role in the development of supramolecular chemistry. This molecular entity has been the part and parcel of much supramolecular architecture like calixarenes, pillararenes and many synthetic receptors. Not only this, these macromolecular architectures have also played a pivotal role in the understanding of various molecular self assemblies and in the understanding of various molecular recognition processes.<sup>35,36,37a</sup>

From the pharmaceutical perspective the importance of the diarylalkanes are well documented,<sup>37b-f</sup> with various diaryl methane based molecules like podophyllotoxin,<sup>37g</sup> peperomin B,<sup>37h</sup> tolterodine<sup>37i</sup> and lasofoxifene<sup>37j</sup> finding use in different types of diseases. The last two decades have witnessed an exponential growth in the synthesis of this benign group. However to the best of our knowledge, there has been no review covering the synthesis of this group. This review will cover the synthetic approaches and the biomedical applications of this rewarding group that have come up in the last 20 years.



Scheme 23

## 5. Synthetic approaches towards diarylmethanes

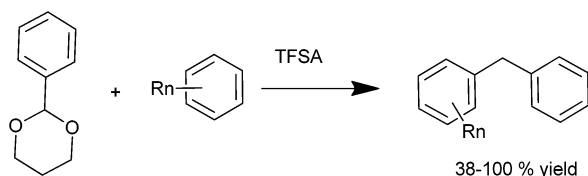
This molecular scaffold has mostly been accessed through Friedel–Crafts alkylation of the corresponding benzyl alcohols with another arene, metal catalyzed cross coupling of aryl halides with benzyl nucleophiles, metal catalyzed cross coupling of benzyl halides with aryl nucleophiles and C–C bond formation between tosyl hydrazones and aryl boronic acids.

## 6. Friedel–Crafts reaction for the synthesis of diarylmethanes

P. E. Georghiou *et al.* in 1995 reported the synthesis of all the isomers of calix[4] naphthalenes derived from 1-naphthols using TFA or  $\text{TiCl}_4$  in the cyclization of the hydroxymethyl naphthols.<sup>38</sup> S. Fukuzawa in 1997 reported trifluoromethane sulfonic acid catalyzed reductive Friedel–Crafts alkylation of benzaldehyde acetals for the preparation of diarylmethanes (Scheme 26).<sup>39</sup> When low boiling arenes were used, the arene served as the solvent as well as the reagent while for high boiling arenes 1,2-dichloroethane or nitromethane was used as a solvent. However, interestingly, common Friedel–Crafts

solvent like carbon disulfide, dichloromethane or chloroform proved unsuitable for this reaction. Though both electron rich as well as electron poor aldehyde acetals responded to this reaction, the reaction rate was faster with the electron rich aldehyde acetals with the ratio of *ortho* : *meta* : *para* ratio being same as that observed for general Lewis acid catalyzed Friedel–Crafts alkylation reaction. The authors observed that except for anisole, the reaction was very clean with electron rich arenes yielding a high percentage of diarylmethanes. Anisole under similar conditions yielded a complex mixture of polybenzylated product. Later on, the authors reported  $\text{Sc}(\text{OTf})_3$  as a mild, moisture tolerant, recyclable Lewis acid catalyst for the Friedel–Crafts alkylation of benzyl alcohols in nitromethane as the solvent.<sup>40</sup> Though the reaction yield was quantitative in nitromethane, the reaction was low yielding in refluxing carbon disulfide or 1,2-dichloroethane.

When the authors applied this reductive Friedel–Crafts alkylation on aldehydes interestingly, they found that the reaction was successful when 1,3-propane diol was used but yielded complex reaction mixture when 2,4-dimethyl pentane-2,4-diol was used and the reaction was unsuccessful without the propane diol.<sup>41</sup> The authors proposed the mechanism of the reaction (Scheme 27). At first the diol reacts with the aldehyde to form the acetal. The Lewis acid then coordinates with the acetal thereby increasing the electrophilicity of the acetal carbon. A Friedel–Crafts alkylation reaction with the arene leads to the formation of the compound (25a). The Lewis acid then again coordinates the acetal oxygen and a 1,3-hydride shift or a 1,5-hydride shift (the marked hydrogens) generated the diarylmethane. A deuterium labelling study with deuteriated propane diol yielded deuterium labelled diaryl methane proving the hydrogen atom was obtained from the diol.

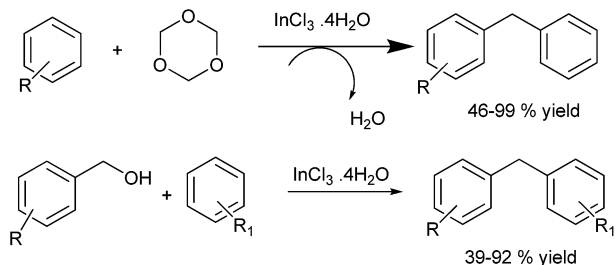


Scheme 26



Scheme 27





Scheme 28



Scheme 29

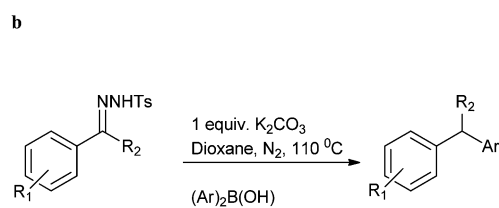
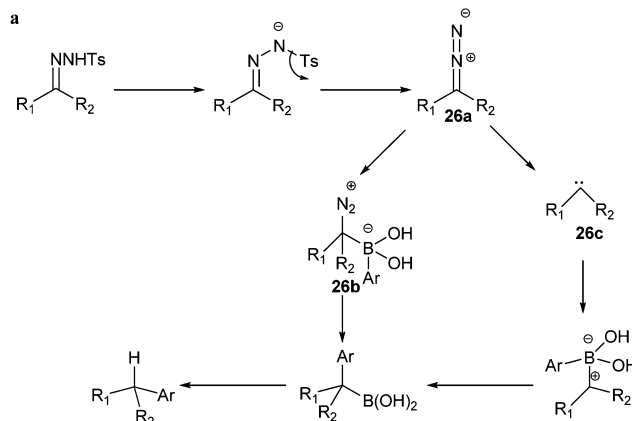
R. Hua *et al.* in 2006 reported indium(III) chloride catalyzed electrophilic substitution of trioxanes with arenes for the preparation of diarylmethanes.<sup>42</sup> The authors found that the reaction was high yielding only with electron rich arenes while electronically poor ones gave low yield. Later in 2007, the authors reported indium trichloride acetyl acetone to be an efficient Lewis catalyst for the Friedel–Crafts arylation of benzyl alcohols for the efficient preparation of diarylmethanes (Scheme 28).<sup>43</sup>

B. Myrboh *et al.* reported  $\text{AlCl}_3$  catalyzed Friedel–Crafts alkylation of benzalazines with polynuclear hydrocarbons to form diarylmethanes in aprotic solvents.<sup>44</sup> The corresponding azines were accessed from the respective carbonyl compounds through condensation with aqueous solution of hydrazines.

L. Ghosez *et al.* in 2011 reported Brønsted acid catalyzed arylation of benzyl acetates and anisyl acetates with arenes for the preparation of diarylmethanes (Scheme 29).<sup>45</sup> Trifluoromethane sulfonic acid and triflimide respectively were used as the Brønsted acid catalyst. Except for the triflimide, the reactions were carried out without the use of solvent. The use of either phosphoric acid or trifluoro acetic acid did not lead any reaction. The authors observed that this protocol was highly successful for electron rich arenes. However with anisyl acetates and *para* xylene, the reaction led to the decomposition of the starting materials.

In 2011, L. N. He *et al.* improved this protocol by reporting an environmentally benign synthesis of diarylmethanes.<sup>46</sup> They used ferric ion based ionic liquids for the Friedel–Crafts alkylation of benzyl alcohols and acetates with electron rich arenes and heteroarenes (Scheme 29).

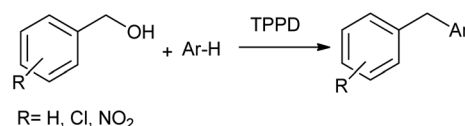
W. Phakodee *et al.* in 2013 reported acid catalyzed generation of *o*-quinone methides followed by nucleophilic substitution with electron rich aromatic systems for the synthesis of diarylmethanes (Scheme 29).<sup>47</sup>



Scheme 30

## 7. Metal free C–C bond formation

J. Barluenga in 2009 reported metal free C–C bond formation for the preparation of diarylmethanes from tosyl hydrazones (Scheme 30).<sup>48</sup> The authors used aryl boronic acids as the aryl source. They found that the reaction can be carried out in one pot starting directly from the carbonyl compound without further isolation of the hydrazones. The authors proposed heating the tosyl hydrazone salts in presence of a base generates the diazo intermediate (**26a**) (Scheme 30a). This intermediate reacts with aryl boronic acids to form the benzyl boronic acid. The formation of benzyl boronic acid can be explained either through the intermediate formation of a boronate (**26b**) or through the formation of a carbene (through the loss of nitrogen molecule) (**26c**). Further reaction of the carbene with the boronic acid forms the benzyl boronic acid. Further protodeboronation of the benzyl boronic acid led to the formation of



Scheme 31

the product. In 2012, Gang Zou improved this metal free reductive cross coupling of *N*-tosyl hydrazones by using diaryl borinic acid or its anhydride as the aryl source (Scheme 30b).

M. M. Khodaei *et al.* reported triphenyl phosphine ditriflate mediated Friedel–Crafts alkylation of benzyl alcohols with arenes for the facile preparation of diarylmethanes (Scheme 31).<sup>49</sup>

## 8. Synthesis of diarylmethanes through metal catalyzed cross-coupling reactions

### 8.1 Copper catalyzed cross coupling of benzyl halides with Grignard reagents

Y. Y. Ku *et al.* in 1996 reported copper catalyzed cross coupling of aryl Grignard reagents with benzyl halides for the preparation of diarylmethanes (Scheme 32).<sup>50</sup> This protocol was high yielding and was highly suitable not only for laboratory scale preparation of diarylmethanes but also for the multi kilogram industrial scale.

L. S. Liebeskind *et al.* in 1997 and in 1999 reported metal catalyzed cross coupling reactions of heterobenzyl sulfonium salts with organostannanes, organoboronic acids as well as organozinc reagents (Scheme 33).<sup>51,52</sup> For the cross coupling with organostannanes and organoboronic acids, palladium was used while for organozinc halides, nickel was used. For improving the efficiency of the organostannanes  $\text{Ph}_2\text{P}(\text{O})\text{O}^-\text{Bu}_4\text{N}^+$  was used as  $\text{Bu}_3\text{Sn}$  scavenger. The use of highly nucleophilic phosphine ligands in order to stabilize the metal catalyst and the electrophilic sulfonium salts leads to the competing side reactions which were overcome by using essentially non-nucleophilic triaryl phosphites as ligands.

### 8.2 Suzuki–Miyaura coupling

P. E. Georgiou *et al.* in 1999 reported the Suzuki–Miyaura coupling of benzyl halides with aryl and naphthyl boronic acids to form the respective diarylmethanes (Scheme 34).<sup>53</sup> The



Scheme 34

reactions were high yielding and were rather inert towards change in the electronic properties of the benzyl bromides. The authors noticed that the change of the coupling partner from benzyl bromide to the benzyl iodide caused a minor increase in the reaction yield. Moreover for compounds having two bromomethyl groups, higher catalyst loading had to be done and also the reactions took longer time to reach completion. Further using this methodology the authors could achieve a convergent synthesis of mixed *endo* and *exo*-functionalised calix[4]naphthalenes.

L. A. Sarandeses *et al.* in 2001 reported palladium catalyzed cross coupling of Triorgano indium reagents with aryl halides and pseudo halides (triflates), vinyl triflates, benzyl bromides and acid chlorides.<sup>54</sup> The authors noticed this transformation to be highly chemoselective and atom efficient transferring all the attached organic groups effectively. The reaction of triphenyl indium with benzyl halide under palladium catalysis yielded diphenyl methane almost quantitatively.

C. Nájera *et al.* in 2002 reported the use of oxime derived palladacycles (27) for the Suzuki–Miyaura cross coupling of the aryl and benzylic halides with aryl boronic acids (Scheme 35).<sup>55</sup> Tetrabutyl ammonium bromide was used as an additive. Acetone and water in the ratio of 3 : 2 were used as the solvent. However the authors found that in refluxing water, significant amount of alcohol was formed. Thus treatment of 3-Methoxy benzyl chloride (28) with phenyl boronic acid (29) under the optimized condition yielded the corresponding diarylmethane (30) in 75% yield (Scheme 35).

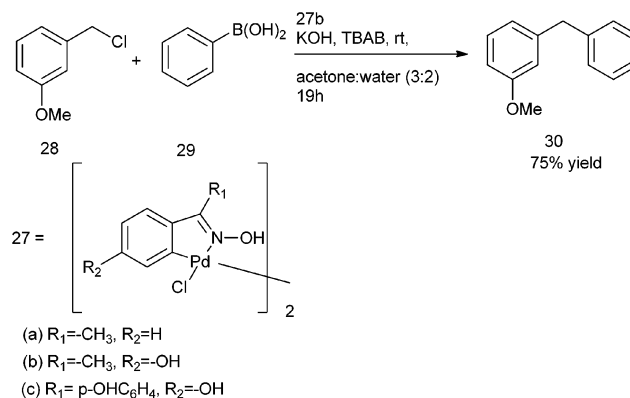
A. Duchêne *et al.* in 2003 reported tetrakis(triphenyl phosphine) palladium(0) (31) catalyzed chemoselective Suzuki cross coupling between *ortho* and *para* bromo benzyl bromides with aryl boronic acids for the synthesis of unsymmetrical diarylmethanes (Scheme 36).<sup>56</sup> For the arylation of the aryl bromide, 2.1 equivalents of aryl boronic acid had to be used.



Scheme 32



Scheme 33



Scheme 35

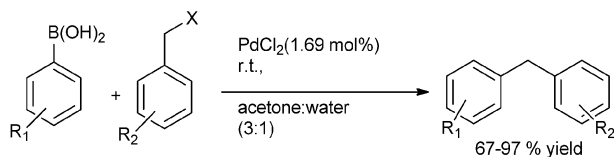


Scheme 36

A. L. Monteiro *et al.* in 2004 reported an efficient protocol for the recycling of the palladium catalyst for the Suzuki–Miyaura coupling of the aryl and the benzyl halides in polyethylene oxide/MeOH as the solvent system.<sup>57</sup> The authors reported extraction of the reaction mixture with heptane led to the separation of the nonpolar diarylmethanes in the heptane layer and the polar solvent containing the palladium catalyst could be reused for the next coupling reaction.

B. P. Bandgar *et al.* reported in 2004 the ligand free Suzuki–Miyaura coupling of benzylic halides with aryl boronic acids to form the diarylmethanes in high yields with palladium chloride as the catalyst and acetone : water (3 : 1) as the solvent system (Scheme 37).<sup>58</sup> Thus using benzyl iodides and aryl boronic acids the diarylmethanes were obtained within 0.8 h in high yields. However the authors observed that the benzyl chlorides were inert to this coupling methodology. When this cross coupling reaction was extended to the *o*- and *p*-xylene dibromides, the authors found that this cross coupling reaction was smooth but took longer time to reach completion. Interestingly, the authors observed for benzyl bromides with fluoro or chloro substituents, the cross coupling chemoselectively occurred with the benzyl bromides but for the bromo or iodo substituted benzyl bromides, the cross coupling occurred with aryl halides.

A. L. Monteiro *et al.*, in 2004 reported triphenyl phosphine ligated  $\text{Pd(OAc)}_2$  catalyzed Suzuki–Miyaura coupling of benzylic halides with aryl boronic acid to produce diarylmethanes in high yields under mild reaction conditions and with low catalyst



Scheme 37



Scheme 38



Scheme 39

loadings (Scheme 38).<sup>59</sup> The authors found that the benzyl chlorides could also be used for the cross coupling reactions and the reactivity pattern was aryl iodide > benzyl bromide > benzyl chloride > aryl bromide.

R. Kuwano *et al.* in 2005 reported Suzuki–Miyaura coupling of benzylic carbonates with aryl boronic acids for the preparation of diarylmethanes in high yields (Scheme 39).<sup>60</sup> (22a) and 1,5-bis-diphenyl phosphino pentane (32) were used as palladium source and ligand respectively. The authors observed that the yield of the product and the rate of the reaction were highly depended on the nature as well as the bite angle of the phosphine ligands. They found that monodentate ligands exhibited poor catalytic activity. The authors also found that the bidentate ligands with small bite angles were ineffective for this cross coupling reaction.

The authors described the reaction pathway (Scheme 40) by stating that at first the benzylic C–O bond is cleaved by the metal catalyst to form the intermediate (32b) and decarboxylation of the cleaved carbonate group generates the intermediate (32c). Transmetalation of this intermediate with the aryl boronic acids generates (32d). Reductive elimination of the alkyl benzyl palladium (32d) regenerates the active catalyst while delivering the product diaryl methane.

When the authors tried to extend this protocol for the Suzuki–Miyaura coupling with the acetates the reaction failed.



Scheme 40

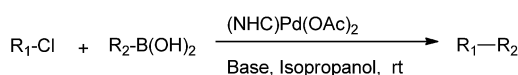
Later on, the authors hypothesized that the alkoxide ligand formed from the oxidative addition of the carbonates to the palladium complex helped in the transmetalation step with the aryl boronic acids. But for the (acetato) benzyl palladium generated from the oxidative addition of the benzyl acetates with the palladium complex were ineffective for the transmetalation with aryl boronic acids thereby failing to give any cross coupled product. When the authors carried out the cross coupling reaction of the benzylic acetates with the aryl boronic acids using methanol or isopropyl alcohol as the solvent, the reaction did not proceed. In methanol the solvolysis of the acetates took place while isopropyl alcohol caused the decomposition of the catalyst. However the authors found that in tertiary amyl alcohol the cross coupling reaction was successful yielding high percentage of diarylmethanes.<sup>61</sup> The cross coupled product was scarcely observed in aprotic solvents. The authors observed benzyl acetates having electron rich as well as poor substrate could be well tolerated in this coupling reaction.

M. McLaughlin *et al.* in 2005 reported Suzuki–Miyaura coupling of benzylic phosphates for the preparation of diarylmethanes (Scheme 41)<sup>62</sup> with palladium acetate as palladium source and triphenyl phosphine as ligand. Interestingly, the author found that the ratio of the palladium catalyst to the ligand was important as with higher metal to ligand ratio higher yield of the product was obtained. Interestingly, the author found that the secondary aryl alkyl phosphate did not give the expected diaryl methane with the aryl boronic acid but yielded styrene as the sole product through  $\beta$ -hydride elimination of the palladium alkyl aryl complex.

S. P. Nolan *et al.* in 2005 reported *N*-heterocyclic carbenes (15) and (33) ligated palladium(II) acetate complexes in Suzuki–Miyaura coupling of the alkyl chlorides with  $\beta$ -hydrogens for the respective synthesis of diarylmethanes, biaryls *etc.* (Scheme 42).<sup>63</sup>



Scheme 41



$R_1$  = Allyl, Benzyl, Aryl

$R_2$  = Di-ortho substituted phenyl boronic acids



IMes ( $R$  = 2,4,6-Trimethylphenyl) (33)

IPr ( $R$  = 2,6-Diisopropylphenyl) (15)

Scheme 42



Scheme 43

Y. Ma *et al.* in 2005 reported bulky phenanthryl *N*-heterocyclic carbene (34) ligated Palladium complexes for the Suzuki–Miyaura coupling of the vinyl, aryl and benzylic chlorides with organoboron compounds (Scheme 43).<sup>64</sup> Later on 2013, J. M. Lu *et al.* reported NHC ligated palladium(II)-1-methyl imidazole complex for the Suzuki–Miyaura cross coupling of aryl boronic acids with benzyl chlorides in neat water for the preparation of diarylmethanes.<sup>65</sup>

Z. Hell *et al.* in 2005 reported Pd/Mg La mixed oxide as an efficient catalyst for the Suzuki–Miyaura coupling of the aryl halides, triflates and for benzylic bromides.<sup>66</sup> The authors observed that though longer reaction time was required for the cross coupling reaction, the yields of the diphenylmethanes were high.

I. J. S. Fairlamb *et al.* in 2006 reported binuclear anionic palladacyclopentadienyl catalysts (35) in the Stille coupling of benzyl halides with vinyl and aryl stannanes (Scheme 44).<sup>67</sup> The authors observed that the halides and pseudo halides remarkably affected the palladium catalysts. Moreover the authors also observed a Baldwin type cooperative effect with CsF and CuI in



Scheme 44



Scheme 45

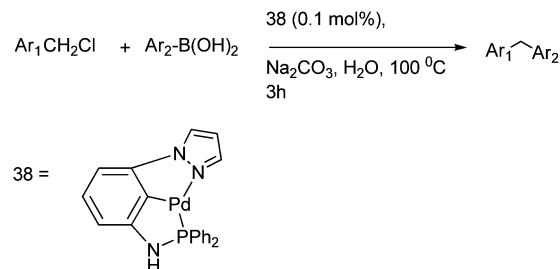
DMF but not in toluene. The authors proposed that copper iodide probably activates the organostannanes towards the transmetalation.

G. A. Molander *et al.* reported Suzuki coupling of benzyl halides with potassium aryltrifluoroborates for the preparation of diarylmethanes (Scheme 45).<sup>68</sup> The pre-catalyst used was  $\text{PdCl}_2(\text{dppf}) \cdot \text{CH}_2\text{Cl}_2$ . This cross coupling procedure was high yielding and was compatible with various functional groups. The authors found that increasing the catalyst loading from the optimal amount increased the percentage of the homocoupled product instead of the cross coupled product. Also the authors found that in the ethereal solvents the percentage of the homocoupled product was minimum and use of higher boiling cyclopentyl methyl ether instead of tetrahydrofuran caused an increase in the reaction rate. However interestingly, for the cross coupling with potassium (4-carboxyphenyl) trifluoroborate only cyclopentyl methyl ether had to be used as in tetrahydrofuran the reaction only yielded the homocoupled product.

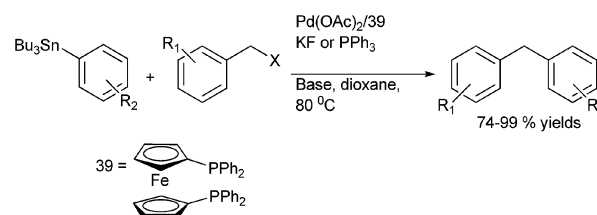
R. J. K. Taylor *et al.* in 2005 reported the preparation of  $\text{PdBr}(\text{N-Succ})(\text{PPh}_3)_2$  (36) and utilized the complex for the Stille coupling with vinyl and aryl stannanes.<sup>69,70</sup> In 2007, they reported *trans*-36 as an effective precatalyst for the Suzuki–Miyaura coupling of the benzylic halides with aryl as well as heteroaryl boronic acids (Scheme 46).

A. Sarkar and coworkers in 2008 reported benzaldimines (37) as efficient ligands for the Suzuki–Miyaura Coupling of aryl and heteroaryl halides with boronic acids (Scheme 47).<sup>71</sup> The authors could extend this methodology for the efficient cross coupling of the benzyl halides with aryl boronic acids to obtain the diarylmethanes in high yield and short reaction time.

Later on in 2013 M. T. Tudge *et al.* reported palladium catalyzed cross coupling of nitrogen bearing heterocyclic



Scheme 48



Scheme 49

chloromethyl compounds with aryl and heteroaryl boronic acids for the preparation of nitrogen containing diarylmethanes.<sup>72</sup>

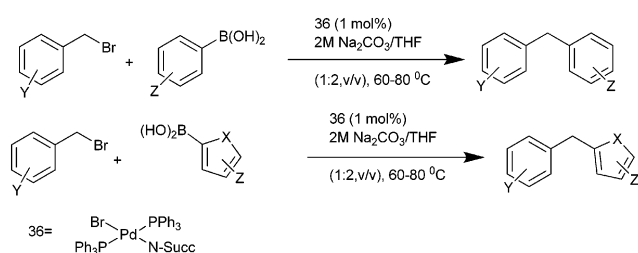
R. S. Martin *et al.* first reported pincer complexes of palladium (38) for the Suzuki–Miyaura coupling of benzylic halides with aryl boronic acids for the preparation of diarylmethanes (Scheme 48).<sup>73</sup> The authors observed that this reaction methodology was inert towards the electronic effects in the boronic acid as well as the benzylic halides but were vulnerable to the steric effects in the boronic acid.

### 8.3 Stille coupling

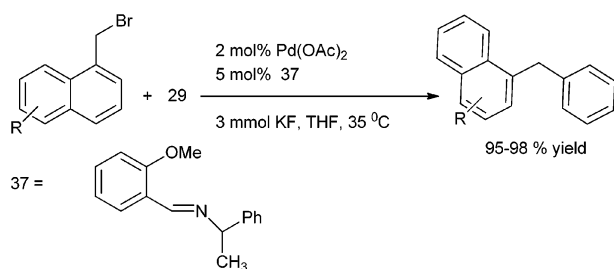
A. L. Monteiro *et al.* reported Stille coupling of benzylic halides with aryl tributyl tin for the preparation of diarylmethanes (Scheme 49)<sup>74</sup> with palladium acetate as the palladium source, diphenylphosphinyl ferrocene (dppf) as the ligand and potassium fluoride as a base in dioxane as solvent. However, when the reaction was carried out in the absence of a base, triphenyl phosphine was found to be a better ligand.

### 8.4 Kumada coupling

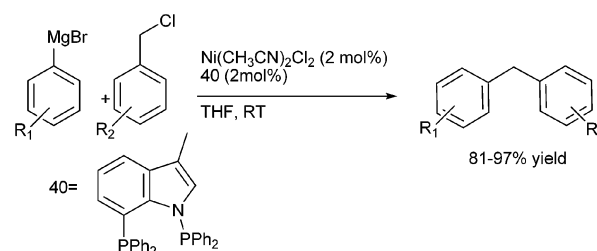
A. Sarkar and coworkers in 2010 developed a novel air stable bidentate ligand (40) having an indole moiety and N–P donor



Scheme 46



Scheme 47



Scheme 50





atom for the Nickel catalyzed Kumada coupling of aryl and benzyl chlorides with aryl magnesium halides (Scheme 50).<sup>75</sup> The Kumada coupling reactions of the benzyl chlorides with the aryl magnesium halides were highly reactive yielding the corresponding diarylmethanes in high yields (upto 97% yield).

### 8.5 Hiyama coupling

A. Sarkar and coworkers in 2010 reported palladium nanoparticles as catalyst for the Hiyama coupling of benzylic halides with aryl trialkoxy silanes (Scheme 51).<sup>76</sup> Interestingly the authors found that on decreasing the concentration of the palladium nanoparticles from 4 mol% to 2 mol% decreased the

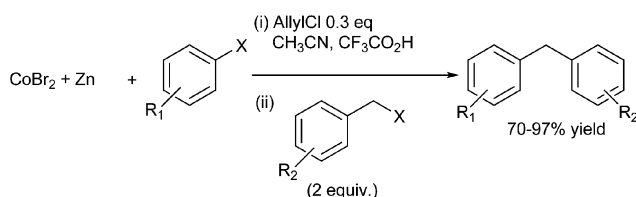
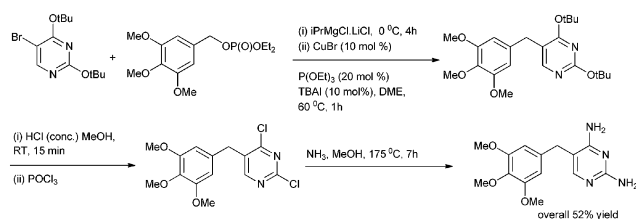


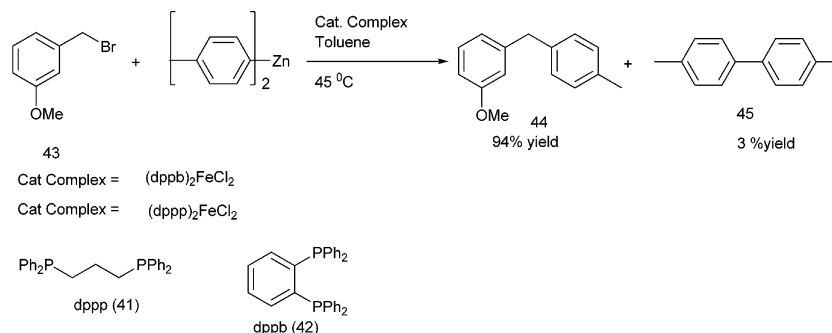
rate of the reaction as well as the product yield. The authors further demonstrated the importance of this methodology by synthesizing the natural product 2,4-bis(4-hydroxy benzyl) phenol in only 3 steps starting from the readily available anisole (Scheme 52).

I. M. Lee *et al.* in 2005 reported nickel(II) nanoporous carbon catalyzed Kumada cross coupling for the preparation of diarylmethanes (Scheme 53).<sup>77</sup> When electron donating groups were used in the aromatic ring the cross coupling reaction was very clean while homocoupling as well as cross coupling products were obtained when electron withdrawing groups were used.

P. Knoechel *et al.* in 2006 reported copper(I) catalyzed cross coupling of benzylic phosphates and aryl Grignard reagents for the preparation of diarylmethanes (Scheme 54).<sup>78</sup> The authors observed that tetra butyl ammonium iodide had to be added as an additive and for the stabilization of the aryl copper reagent triethyl phosphite had to be used. The authors observed that this protocol was highly general and heteroaryl magnesium intermediate could be coupled with heterocyclic phosphates. The authors further demonstrated the utility of their protocol by synthesizing the antibiotic agent Trimethoprim in four steps in overall yield of 52% (Scheme 55).

C. Gosmini *et al.* first reported cobalt catalyzed reductive cross coupling between the benzyl halides and the aryl halides to form the diarylmethanes in high yields (Scheme 56).<sup>79</sup> The authors found that the homocoupled product was formed in low amount. In order to eliminate the formation of homocoupled products, the authors carried out the reaction under Barbier reaction condition. However instead of reducing the homocoupled products, it led to formation of more side products. The authors proposed this was due to the fact that both the halides competitively formed the aryl zinc reagents leading to the homocoupled product. The authors were able to overcome this problem by adding the more reactive benzyl halides in excess.

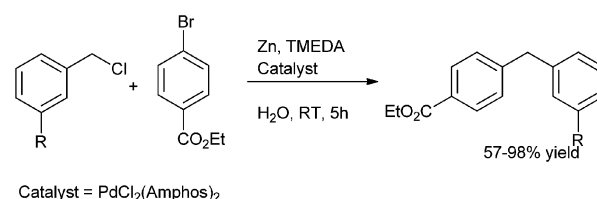




Scheme 57

### 8.6 Negishi coupling

R. B. Bedford *et al.* reported iron catalyzed Negishi coupling of benzylic halides and phosphates with aryl zinc reagents (Scheme 57)<sup>80</sup> with 1,3-diphenylphosphino propane (41) and 1,2-diphenylphosphino benzene (42) as ligands. Without the ligands, the authors observed this cross coupling reaction was unsatisfactory yielding various side products along with a small amount of the cross coupled product. The authors observed diaryl zinc was better than aryl zinc halide and further addition of a non-transferable dummy ligand like trimethylsilyl methyl group or *N,N*-dimethylbenzyl amine increases the practicality of the reaction when costlier aryl zinc reagents have to be transferred. Interestingly the authors found that the aryl zinc reagents formed from the corresponding Grignard reagents were far more active than that formed from the aryl lithium reagents. The authors proposed that the magnesium halide formed as by product during the formation of the aryl zinc reagents from the corresponding Grignard reagents helped in the formation of the corresponding aryl zincates through Schlenk equilibrium. The Zincate complexes were more nucleophilic and increased the transmetalation reaction.



Scheme 59

The authors proposed the iron diphenylphosphino benzene complex gets arylated with the aryl zincate complex to form the neutral species (42A) (Scheme 58) which loses a halide ion to form a five coordinate species (42B). The species (42B) undergoes by either a bimolecular pathway or by the second arylation followed by a reductive elimination. The authors also observed that the zinc atom helps in the stabilization of the intermediate (42B) through the intermediate bimetallic intermediates (42C) and (42D).

B. H. Lipshutz *et al.* in 2010 reported *in situ* organozinc formation followed by palladium catalyzed cross coupling between benzylic halides and aryl halides on water for the preparation of diarylmethanes (Scheme 59)<sup>81</sup> with  $\text{PdCl}_2(\text{Amphos})_2$  as the palladium catalyst and TMEDA as an additive. The authors found that only 25 mol% of TMEDA was sufficient for the reaction and the use of excess TMEDA caused uncontrollable rate of zinc insertion followed by protonation of the organozinc intermediate. Interestingly the authors found that the use of the surfactant for micellar catalysis neither increased the reaction rate nor the yield of the cross coupled product.



Scheme 58



Scheme 60

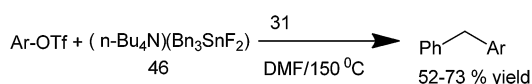
P. A. Smith *et al.* in 2011 reported Pd(DPEPhos)Cl<sub>2</sub> catalyzed Negishi cross coupling of aryl and benzyl halides with 2,4,6-trimethoxy phenyl zinc chloride for the synthesis of functionalized biaryls and diarylmethanes containing phloroglucinol motif.<sup>82</sup> The authors observed both electron donating as well as electron withdrawing groups was tolerated in this cross coupling methodology.

### 8.7 Cross coupling using benzyl metals and aryl halides

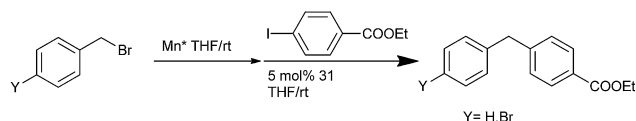
P. Knoechel *et al.* in 1997 reported palladium catalyzed cross coupling of benzyl metals with organic halides for the preparation of diarylmethanes (Scheme 60).<sup>83</sup> Sequential palladium catalyzed cross coupling of benzyl zinc halides with aryl halides followed by cross coupling of the triflates (previously incorporated in the benzyl zinc halides) with aryl halides led to the formation of polyfunctional aromatic compounds.

P. A. Worthington *et al.* in 2000 reported cross coupling reactions of benzylic zinc halides with 2-(6-bromo-2-pyridyl) pyrimidines for the preparation of agrochemicals (fungicides) based on the pyridyl pyrimidines core<sup>84</sup> with **31** as the catalyst.

A. G. Martínez *et al.* in 2000 reported Stille cross coupling between a hypervalent tin reagent (tetrabutylammonium difluorotribenzylstannate) (**46**) with aryl triflates for the preparation of unsymmetrical diarylmethanes (Scheme 61).<sup>85</sup> Small amount (less than 10%) of the homocoupling products (biaryls and diaryl ethanes) was formed. The authors observed the



Scheme 61



Scheme 62



Scheme 63

completion of the reaction varied (within 1 min to 2 h) depending on the nature of the substrates.

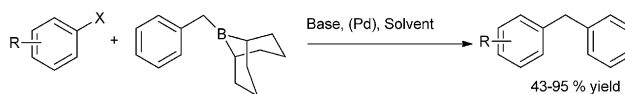
R. D. Rieke *et al.* in 2000 reported the facile preparation of benzyl manganese from benzyl halides, phosphates and sulfonates and utilized it in various cross coupling reactions (Scheme 62).<sup>86</sup> Thus (**31**) catalyzed cross coupling with aryl iodides yielded diarylmethanes.

C. Mioskowski *et al.* in 2000 reported the solid phase synthesis of the diarylmethanes (Scheme 63).<sup>87</sup> Alkyl thiol resins were first alkylated with 4-cyano benzyl bromide. Further alkylation of the resin with triethyl oxonium tetrafluoroborate through palladium catalyzed cross coupling with aryl boronic acids released the ethylated alkyl resin as well as the diaryl methane. The authors observed the homocoupled biaryls as side products. The authors also observed that both electrons donating as well as the electron withdrawing group was tolerated in the thiol resin. Interestingly, the authors observed that acetal, ester, amide and nitrile groups in the benzyl bromide which were assumed to be a threat to the activation step were well tolerated in the alkylation step as well as the cross coupling step. To illustrate the versatility of this protocol, the 4-bromo benzyl bromide was attached to the alkyl thiol resin followed by a Heck coupling, activation of the resin and then a palladium catalyzed cross coupling with aryl boronic acids to yield the diaryl methyl cinnamates.

K. Itami *et al.* in 2002 reported diversity oriented synthesis of diarylmethanes through sequential cross coupling reactions of a mixed gem-dimetalmethanes using 2-PyMe<sub>2</sub>SiCH<sub>2</sub>-SnBu<sub>3</sub> as the cross coupling agent (Scheme 64).<sup>88</sup> The authors envisioned that a palladium catalyzed cross coupling with aryl iodide would give a benzyl metallic species which on further palladium catalyzed cross coupling with another aryl iodide (Hiyama coupling) would generate the unsymmetrical diarylmethanes. However, interestingly the authors noticed that the Hiyama coupling was unsuccessful without the use of additives. With additives like potassium fluoride, TBAF and TASf, protodesilylation was the only product and the reaction was unsuccessful with silver(I) sulphide, silver fluoride, silver tetrafluoroborate, cupric oxide, cuprous oxide and auric oxide. However



Scheme 64



Scheme 65

the sequence was to negate the deleterious effect of the excess diborylmethane.

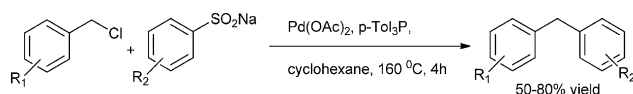
P. Knoechel *et al.* in 2008 reported nickel catalyzed cross coupling of benzyl zinc reagents with aryl halides for the preparation of the diarylmethanes (Scheme 67).<sup>91</sup> The benzyl zincs were generated by the insertion of metallic zinc to benzylic chlorides in presence of lithium chlorides. This method was highly chemoselective tolerating various electrophilic functional groups like ester, carbonyl and the cyano functional groups.

L. S. Chupak *et al.* in 2009 first reported Pd(PPh<sub>3</sub>)<sub>4</sub> (31) catalyzed cross coupling of benzyl indium reagents with aryl halides for the preparation of diarylmethanes (Scheme 68).<sup>92</sup> The benzyl indium reagents were generated *in situ* by the addition of indium powder to benzyl halides in DMF. Though the reaction was tolerant to the electron withdrawing effects in the electrophilic halides as well as the aryl halides, electron rich gave modest yields. Particularly noteworthy was the fact that *ortho* and *meta* methoxy benzyl bromide as well as *para* methoxy benzyl chloride failed to give any cross coupled product. However, interestingly the *para*-trifluoromethoxy benzyl bromide, having attenuated electron rich ability of the oxygen atom gave high yield of the cross coupled product. Also interesting was the notion that the *para* substituted benzyl bromides gave consistent low yield of the cross coupled product compared to the *ortho* and the *meta* isomer. Also, interestingly the authors found that the reaction was inert towards steric effects in the electrophilic coupling partner. However  $\alpha$ -methyl benzyl bromide, though formed the organometallic intermediate was inert to this coupling reaction.

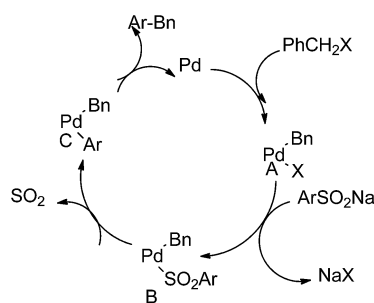




Scheme 70



Scheme 71



Scheme 72

of diarylmethanes prepared through the functional group interconversion of the nitro functionality after the decarboxylative coupling with aryl halides. They also found that the decarboxylative protonation was a major side reaction yielding nitrotoluenes as the side products.

N. E. Leadbeater *et al.* in 2009 reported ligand free palladium catalyzed  $\alpha$ -arylation of benzyl ketones for the synthesis of diarylmethanes in water (Scheme 70).<sup>95</sup>

G. J. Deng *et al.* in 2013 reported palladium catalyzed desulfurative cross coupling of sodium sulfinates with benzyl halides for the synthesis of diarylmethanes (Scheme 71).<sup>96</sup> At first oxidative addition of the benzyl halide with the palladium catalyst forms a benzyl palladium intermediate (A) (Scheme 72). The replacement of the chloride with aryl sulfinate yields the intermediate (B) which loses a molecule of sulfur trioxide to

form intermediate (C). Reductive elimination generates the diarylmethanes.

## 9. Miscellaneous routes for the preparation of diarylmethanes

### 9.1 Preparation of diarylmethanes through direct reduction of diaryl ketones

B. Hatano *et al.* in 2003 reported the direct reduction of diaryl ketones to diarylmethanes using supercritical isopropanol (Scheme 73).<sup>97</sup>

### 9.2 Preparation of diarylmethanes through activation of C–O bond

**Disproportionation of diaryl ethers.** O. Provot *et al.* in 2006 described the preparation of diarylmethanes through acid catalyzed disproportionation of diaryl methyl isopropyl ether under conventional as well as microwave heating (Scheme 74).<sup>98</sup> When the diaryl carbinols were subjected to the same reaction



Scheme 74

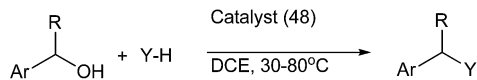


Scheme 73

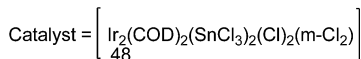


Scheme 75

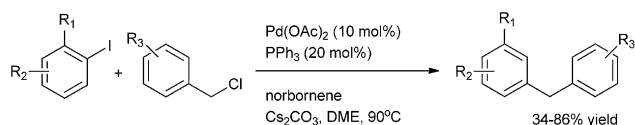




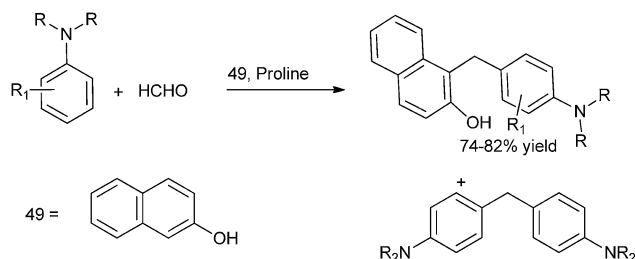
R= Me, -CH<sub>2</sub>-, -CHBr<sub>2</sub>, allyl  
 Ar= Aryl, Thienyl,  
 Y-H= Arene, Heteroarene  
 N, S, O-Nucleophile



Scheme 76



Scheme 77



Scheme 78

under similar conditions both the isopropyl ether as well as the diaryl methane was observed. Carbon tetrabromide or triflic acid was used as the catalyst. Microwave heating was better than the conventional one. When the reaction was carried out under microwave conditions the reaction time decreased and the yield of the product increased. The authors found that in case of CBr<sub>4</sub> there was always a contamination of the corresponding diaryl methyl isopropyl ether however when triflic acid was used only the diaryl methane was observed. The method was highly chemoselective and was highly tolerant to various functional groups like hydroxyl and amino groups. The authors found that when the hydroxyl ketone was used, no side products arising from reduction of the ketone were observed.

Later in 2013 M. Jereb *et al.* demonstrated molecular iodine to be an efficient, selective catalyst for the disproportionation of the aryl ethers to the corresponding diarylmethanes and the diaryl ketones under solvent free reaction condition (SFRC) (Scheme 74).<sup>99</sup> The authors observed that the reaction could be carried out under solvent free conditions and that the crucial hydride transfer for the disproportionation took place from the more electronically poorer side yielding the more stable carbocation.

### 9.3 Lewis acid mediated sp<sup>3</sup> C–O bond activation

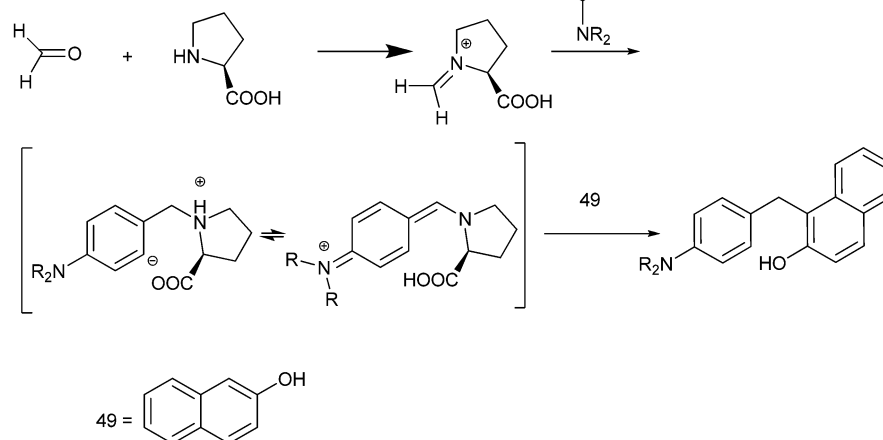
Z. J. Shi *et al.* in 2008 reported FeCl<sub>3</sub> mediated sp<sup>3</sup> C–O activation of benzyl ethers for the Friedel–Crafts alkylation of benzyl ethers with arenes (Scheme 75).<sup>100</sup>

G. A. Kraus *et al.* in 2012 reported Lewis acid catalyzed rearrangement of benzylic ethers for the facile preparation of diarylmethanes (Scheme 75).<sup>101</sup>

#### Acid Catalyzed Mechanism



#### Organocatalyzed Mechanism



Scheme 79



Scheme 80

S. Roy *et al.* in 2007 reported hetero bimetallic Ir–Sn complex (48) for the benzylations of the benzylic alcohols having  $\beta$ -hydrogens for the preparation of diarylmethanes (Scheme 76).<sup>102,103</sup> The hard main group metal center of the complex activated the hard donor atom while the soft transition metal center activated the soft donor center such as the  $\pi$ -electron cloud. The authors observed that at room temperature the reaction was sluggish and much of the starting material remains unreacted. Also the reaction yielded dibenzyl ether instead of the diaryl methane. Interestingly, they noted that on increasing the temperature to 50 °C, the reaction yielded the dibenzyl ether as well as the alkane with the ether being the major product while further increasing the temperature to 80 °C yielded the diaryl methane as the sole product. The authors noted that this methodology could be extended towards the preparation of diheteroaryl as well as aryl heteroaryl alkane.

M. Lautens *et al.* in 2008 reported benzyl chloride as an aprotic surrogate of benzyl alcohol for the reductive benzylation (Scheme 77).<sup>104</sup> The authors observed benzyl chloride was the hydride transfer agent.

#### 9.4 Other miscellaneous approaches

A. Kumar *et al.* in 2009 reported organocatalytic multi component coupling procedure for the synthesis of diarylmethanes (Scheme 78).<sup>105</sup> The authors observed that with ordinary acid catalysts, the reaction yielded the diaryl methane containing the two amine groups in major amounts while with proline the diarylmethane containing the  $\beta$ -naphthol unit was formed as major product (Scheme 79).

M. S. Sigman *et al.* in 2012 reported acid catalyzed hydroarylation of vinyl indoles to form the bis-indolyl ethanes and aryl indolyl ethanes.<sup>106</sup> The authors found that though the reaction proceeded in dichloromethane, dichloroethane or in toluene, the yield was very poor as the indoles tend to polymerise in the acid medium. Addition of a Lewis basic solvent (dimethyl acetamide) as a co-solvent increased the reaction yield and in the Lewis basic solvent alone the reaction yield jumped up to about 89%.

N. Sakai *et al.* in 2011 reported InBr<sub>3</sub>–PhSiH<sub>3</sub> mediated direct reduction of aromatic carboxylic acid to diarylmethanes (Scheme 80).<sup>107</sup>

B. L. Ashfeld *et al.* reported in 2012 a multicomponent titanocene dichloride catalyzed coupling of aldehydes, iodoalkynes and arenes for the preparation of diaryl ethynyl methanes.<sup>108</sup> Use of indoles as the arenes led to the formation of functionalized indoles, a common structural motif in many pharmaceutically relevant molecules and natural products.

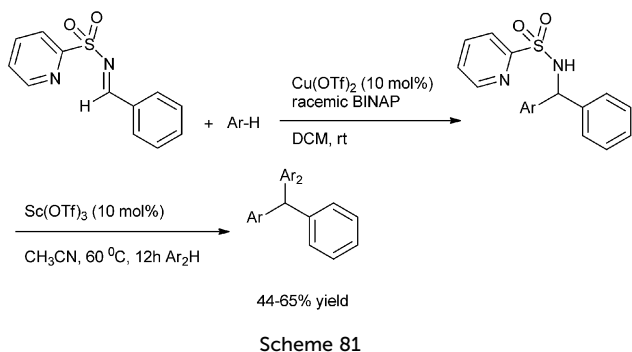
## 10. Triarylmethanes-overview

The importance of triarylmethanes in the dye,<sup>109a–d</sup> bioorganic chemistry,<sup>109e–g</sup> material science<sup>109c,h–j</sup> as well as in organic synthesis is well established and documented.<sup>109k</sup> Triarylmethanes like malachite green, sunset orange, crystal violet, pararosanilin, victoria blue are very important in dye industry. Moreover, due to the steric hindrance among the *ortho* protons, the triarylmethanes exhibit chiral helical conformation and are subject of many theoretical and conformational studies.<sup>109l</sup> Caged molecules bicapped with trithienylmethanes have also been prepared and these types of caged molecules have shown that all the sulphur atoms of these caged molecules are directed inwards. These trithienylmethanes can thereby act as electron donors from the sulphur atom and  $\pi$ -electron donor from the hetero aromatic rings.<sup>109m</sup> Tri-(2-alkoxy-5-ureido-phenyl) methanes also represent a novel self complementary motif which forms hydrogen bonded homo and hetero dimers in non polar aprotic solvents. Moreover due to the stability of the carbocations generated from the acid treatment or photo irradiation of the trityl protected alcohols, the deprotection of the trityl protected ethers are relatively easy. This property makes the trityl group a well celebrated protecting group in carbohydrate chemistry, peptide chemistry, and also in nucleoside chemistry.<sup>109k</sup> Trityl tags are also used in encoding in combinatorial synthesis, in labeling oligonucleotides with biotin, to purify the oligonucleotides by immobilizing it on solid support after synthesis. Also the modified trityl groups are used for creating internucleotide bond in phosphotriester approach for the solid phase synthesis of oligonucleotides. Chiral triarylmethyl carbocations generated from triarylmethyl chlorides or from triarylmethanols are used as chiral catalysts in various organic transformations like Mukaiyama aldol reactions,<sup>109n</sup> enantioselective hydride abstraction,<sup>109o</sup> allylations of the aldehydes with allyl tributyl stannane<sup>109p</sup> etc.

Though there are a number of reviews on this topic, they mostly covered the photochemical and photophysical properties of the triarylmethanes, applications of triarylmethanes in the dye industry, mass spectrometric application, application in bioconjugation, cross linking, fluorescence and in optics.<sup>110</sup> However to the best of our knowledge, the synthesis and bioactivities of the triarylmethanes have not been reviewed. We would cover the synthesis of the triarylmethanes and the application of triarylmethanes as active pharmaceutical agents from (1995–2013) leaving behind the materials that are covered in the previous reviews.

## 11. Synthetic approaches towards symmetrical and unsymmetrical triarylmethanes

The synthetic approaches followed in the preparation of symmetrical and unsymmetrical triarylmethanes broadly fall under the following categories:



Scheme 81

(i) Electrophilic aromatic substitution-Lewis acid catalyzed and protic acid catalyzed Friedel-Crafts alkylation and hydroxyarylation reactions of aldehydes.

(ii) Metal catalyzed cross coupling reactions of activated diarylmethanols and aryl boronic acids, C-H bond activations and decarboxylative coupling.

(iii) Miscellaneous approaches.

## 12. Electrophilic aromatic substitution

### 12.1 Lewis & protic acids catalyzed hydroxyarylation of aldehydes & Friedel-Crafts arylation reaction

J. C. Carretero *et al.* in 2006 reported the copper catalyzed aza-Friedel-Crafts reaction of imines for the preparation of unsymmetrical diarylmethylamines and triarylmethanes (Scheme 81).<sup>111</sup> The authors found treatment of *N*-aryl sulfonyl aldimines with  $\text{Cu}(\text{I})$  triflate and an aromatic hydrocarbon yielded the *N*-sulfonylated diaryl methyl amines whereas the treatment with  $\text{Cu}(\text{II})$  triflate yielded the triarylmethanes. However *N*-(2-pyridyl sulfonyl) aldimines did not give the expected triarylmethanes even on treatment with  $\text{Cu}(\text{II})$  triflate. The authors could convert them to the respective triarylmethanes on treating *N*-(2-pyridyl) sulfonylated diaryl methyl amines with scandium triflate in acetonitrile solvent at  $60^\circ\text{C}$ .

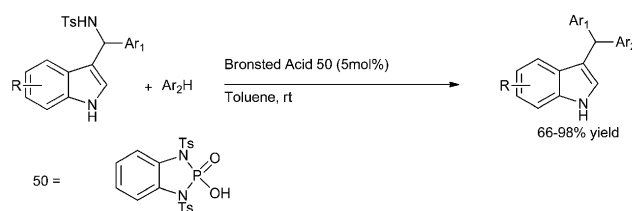
Later in 2008, the authors observed that with aromatic sulfonyl substituted aldimines and copper(II) triflate and on reducing the reaction temperature, the *N*-aryl sulfonylated diaryl methyl amines could be isolated albeit in low yields along with the triarylmethanes and on increasing the reaction temperature, there was a steady decrement in the percentage yields of the *N*-sulfonylated diaryl methyl amines. At room temperature,

only the triarylmethanes could be isolated. However for the *N*-(2-pyridyl) sulfonylated imines even at room temperature, *N*-(2-pyridyl) sulfonylated diarylmethyl amines were obtained. Heating the reaction mixture to  $45^\circ\text{C}$  with the aromatic hydrocarbon however converted the amines to the triarylmethanes.

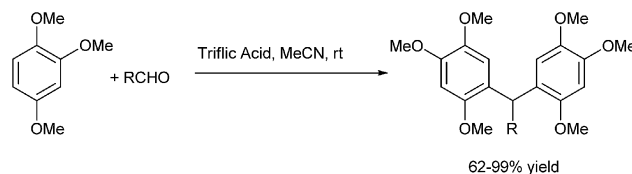
A DFT study confirmed that in case of the *N*-aryl sulfonylated imines the generated *N*-aryl sulfonylated diarylmethylamines coordinated the metal ion through the sulphonamide nitrogen thereby activating the requisite C-N bond for the aza-Friedel-Crafts reaction. However in case of 2-pyridyl substituted sulphonamides, the pyridyl nitrogen coordinated with the metal ion thereby hindering the requisite activation of the C-N bond for aza-Friedel-Crafts reaction.

Later on in 2008 J. Wu *et al.* reported  $\text{FeCl}_3$  catalyzed aza-Friedel-Crafts reaction of aziridines and imines with electron rich arenes.<sup>111c</sup> When aryl imines were used, triarylmethanes were formed.

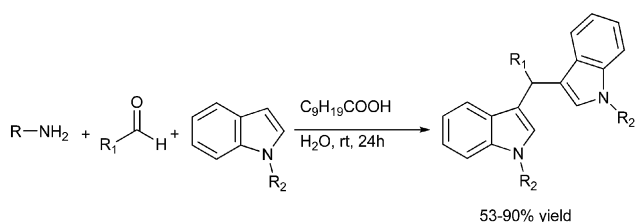
S. Kobayashi *et al.* in 2006, reported carboxylic acid catalyzed multi component reaction between an aldehyde, primary amine and an indole to yield triarylmethanes (Scheme 82).<sup>112</sup> Interestingly, the authors found that the reaction was sluggish in organic solvents like THF and  $\text{DCM}$  but the reaction was comparatively faster in water. The authors found that among the carboxylic acid used, the decanoic acid was the most suitable.



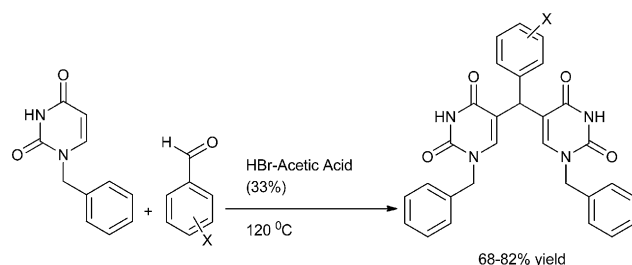
Scheme 83



Scheme 84



Scheme 82



Scheme 85

Later on in 2007, when S. L. You *et al.* carried out chiral phosphoric acid catalyzed Friedel–Crafts reaction of indoles with imines, they observed that a small amount of triaryl-methane was always formed.<sup>113</sup> Inspired by this side reaction in 2009, the same group reported Bronsted acid (**50**) catalyzed aza-Friedel–Crafts reactions of indoles to synthesize the unsymmetrical indole containing triarylmethanes (Scheme 83).

H. U. Reissig *et al.* reported in 2013 trifluoromethane sulfonic acid catalyzed Friedel–Crafts alkylation of electron rich arene 1,2,4-trimethoxy benzene with benzyl alcohols or

benzaldehydes for the preparation of triarylmethanes (Scheme 84).<sup>114</sup>

S. Kumar *et al.* reported the synthesis of di(uracilyl) aryl-methanes from 1-benzyl uracil (Scheme 85).<sup>115</sup> Heating of 1-benzyl uracil with aromatic aldehydes in presence of HBr–acetic acid yielded the respective di(uracilyl) aryl methanes in high yields. However the authors observed that heating 1-benzyl uracil with *para* methoxy benzaldehyde yielded the (4-hydroxy phenyl) bis uracil indicating either demethylation of the aldehyde followed by the condensation with uracil takes place or first the condensation of the aldehydes with uracil followed by demethylation takes place. On lowering the temperature to 60 °C yielded the (4-methoxy phenyl) bis uracil product.

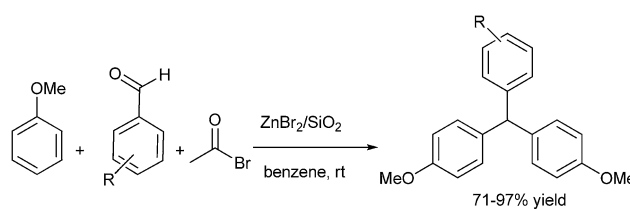
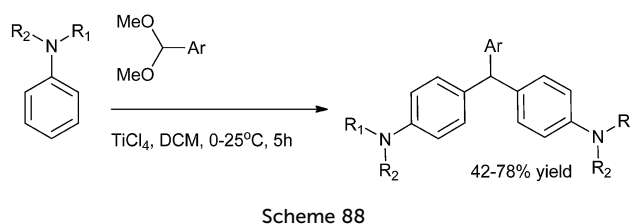
J. Xu *et al.* reported solvent free anhydrous aluminium chloride catalyzed tandem Friedel–Crafts arylation of arenes and aldehydes to form the triarylmethanes (Scheme 86a).<sup>116</sup>

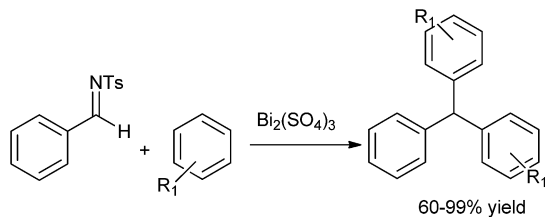
The author explained the mechanism of the reaction by proposing that at first the Lewis acid coordinates with the carbonyl oxygen followed by Friedel–Crafts reaction to form the aluminium alkoxide which further generates the benzylic carbocation followed by Friedel–Crafts arylation to form the observed triarylmethane (Scheme 86b).

S. Roy *et al.* in 2007 reported  $[\text{Ir}(\text{COD})\text{Cl}]_2\text{SnCl}_4$  (**51a**) system for the hydroxy arylation of aromatic aldehydes for the preparation of triarylmethanes in high yields (Scheme 87a).<sup>117</sup> The authors found that the Ir–Sn domain played a dual-reagent catalyst role. Also the authors found that only triarylmethanes were formed.

Later on in 2013, they reported  $[\text{Ir}(\text{COD})(\text{SnCl}_3)\text{Cl}(\mu\text{-Cl})]_2$  (**51b**) catalyzed AFCR of *N*-sulfonyl aromatic aldimines with electron rich arenes and heteroarenes for the synthesis of symmetrical and unsymmetrical triarylmethanes (Scheme 87b).<sup>118</sup>

M. Periasamy *et al.* in 2007 reported a simple and efficient titanium tetrachloride mediated electrophilic substitution of benzaldehyde dimethyl acetal to produce triarylmethanes in good yields (Scheme 88).<sup>119</sup>





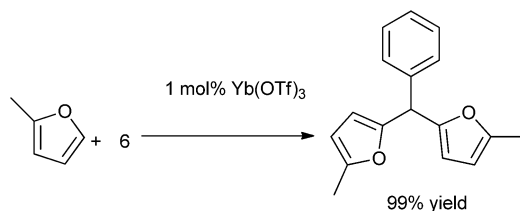
Scheme 90

J. S. Yadav *et al.* in 2007 reported niobium pentachloride as an efficient catalyst for the nucleophilic substitution of diaryl carbinols with C, O, N, and S based nucleophiles.<sup>120</sup> When the ambident (49) was used, the authors found exclusive C-alkylation. The authors extended this concept for the preparation of the triarylmethanes.

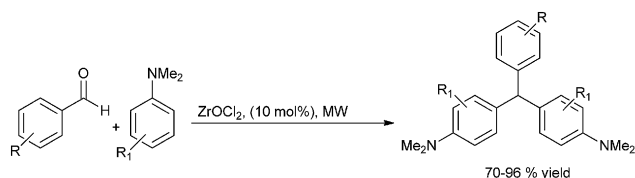
M. Kodomari *et al.* in 2008 reported Friedel–Crafts alkylation of aromatic aldehydes using acetyl bromide and silica gel supported Zinc bromide in benzene solvent (Scheme 89).<sup>121</sup> The authors found that the ratio of arene to aromatic aldehyde was a crucial factor controlling the reaction product. When the ratio of the arene to aldehyde was 4 : 1, the triarylmethane was the only product whereas the only product 9,10-diaryl anthracene was isolated, when the ratio of the arene to aldehyde was 1 : 3. The author proposed that the aldehyde at first reacts with the acetyl bromide in presence of zinc bromide to yield the  $\alpha$ -bromo ester which further reacts with the arene to give the triarylmethane.

S. K. Tian *et al.* reported the bismuth sulphate trimethylsilyl chloride catalyzed double Friedel–Crafts arylation of imines with phenols, anisoles and thioanisoles to prepare triarylmethanes in high yields (Scheme 90).<sup>122</sup> With aliphatic imines, the diarylamines were observed.

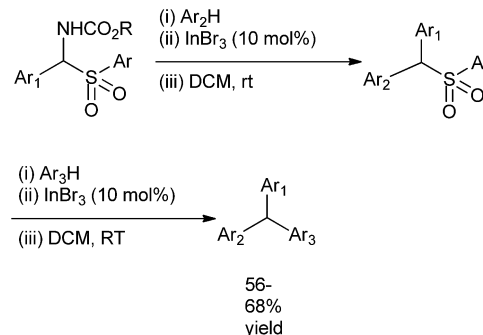
S. Genovese *et al.* in 2009 reported the use of lanthanide salt Ytterbium triflate as a catalyst for the bis-arylation of aromatic aldehydes under neat condition to form the triarylmethanes in high yields.<sup>123</sup> Precipitation of the Lewis acid catalyst and further



Scheme 91



Scheme 92



Scheme 93

regeneration of it allowed for the recycling of the catalyst system without significant loss in the reaction yield. The reaction was highly regioselective as reflected from the fact that when anisole was used as the arene component, only the *para* substituted product was observed. When 2-methylfuran was treated with (6) under the optimized condition the corresponding triarylmethane was obtained in very good yield (Scheme 91).

The authors proposed that high oxophilicity of the Lewis acid catalyst caused coordination of the Lewis acid to the carbonyl oxygen thereby increasing its electrophilicity and facilitating the nucleophilic attack by the  $\pi$ -electron rich arene.

Later in 2009 Ch. S. Reddy *et al.* generalized this concept and reported zirconium oxy chloride catalyzed condensation of aryl aldehydes with *N,N*-dimethyl anilines to yield 4,4'-(arylmethylene)bis(*N,N*-dimethylaniline) (Scheme 92).<sup>124,125</sup>

S. S. Kim *et al.* in 2009 reported indium bromide catalyzed Friedel–Craft reactions of  $\alpha$ -amido sulfones, *N*-sulfonyl aldimines and sulphonamide sulfones to yield the triarylmethanes in good yield (Scheme 93).<sup>126,127</sup> Under low catalyst loading at room temperature and mild reaction condition, the authors could achieve high yield of the triarylmethanes. Later in 2010, they improved the protocol by using Ferric Chloride as the Lewis Acid.

G. Panda and coworkers in 2006 utilized the HSAB principle for the Friedel–Crafts alkylation of anthracen-9-yl (4-methoxy phenyl) carbinols with phenols, thiols and anisoles for the synthesis of anthracene based triarylmethanes (Scheme 94).<sup>128,129</sup> Interestingly the authors observed that in protic acids the Friedel–Craft alkylation of the carbinols with phenols as well as anisoles gave the diarylmethanes in major amounts along with the anthracene based triaryl methanes in minor amounts. However in presence of Lewis acids the amount of the diaryl methane product decreased while that of the triarylmethanes increased. In presence of anhydrous zinc chloride the triarylmethanes were obtained in the major amounts.

The authors carried out a DFT study to understand the mechanism of the reaction. In 2013 they extended this concept for the preparation of trisubstituted methanes containing aryl and heteroaryl rings.

G. A. Olah *et al.* in 2009 reported hydrated boron trifluoride catalyzed hydroxy arylation of aromatic aldehydes to form triarylmethanes (Scheme 95a).<sup>130</sup> The authors found that hydrated boron trifluoride acted not only as the catalyst but also an efficient protosolvating medium generating efficiently the super





Scheme 94



Scheme 95

electrophiles. The authors observed that treatment of electron rich aromatic aldehydes like *p*-tolualdehyde, *p*-anisaldehyde and 2-naphthaldehyde respectively with benzene yielded mostly triphenylmethane for *p*-tolualdehyde, triphenyl methane and phenol for *p*-anisaldehyde and triphenylmethane, naphthalene

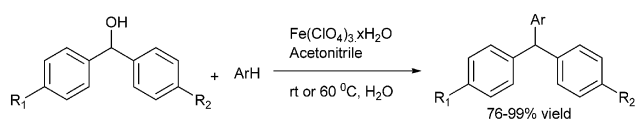
and (49) for 2-naphthaldehyde. They suggested trans-formation reaction occurs before the arylation of the aldehyde. Also with electron rich arenes, the reaction was very fast while for electron poor system, the reaction was sluggish.



Scheme 96



Scheme 97



Scheme 98

When the reaction was extended for dialdehydes for 1,3 and 1,4 systems, only one aldehyde group responded to the reaction and diarylmethyl benzaldehydes were obtained. However for phthalaldehyde, 9-arylanthracenes along with anthracene and 9,10-diarylanthracene was obtained (Scheme 95b).

T. Murai *et al.* in 2009 reported sequential, iodine and pyridine promoted cyclization and condensation reactions of  $N$ -thioacyl-1-(2-pyridyl)-1,2-amino alcohols derived from secondary thioamides and aromatic aldehydes for the preparation of nitrogen containing triarylmethanes with  $10\pi$  electrons (Scheme 96).<sup>131</sup>

The authors observed that when the thioamide was treated with iodine in presence of electron rich imidazo pyridine, unsymmetrical triarylmethanes were observed. The authors explained the mechanism of the reaction by stating that at first the thioamides react with iodine to form the carbinol intermediate which further takes part in an iodine mediated Friedel–Crafts reaction to give the triarylmethanes.

Later on in the same year J. Jaratjaroonphong *et al.* reported iodine as an efficient and mild Lewis acid for the Friedel–Crafts alkylation of aldehydes with arenes for the preparation of diarylalkanes and triarylmethanes (Scheme 97).<sup>131b</sup> Iodine catalyzed Friedel–Crafts alkylation of aliphatic aldehydes with arenes yielded diaryl alkanes while iodine catalyzed Friedel–Crafts alkylation of aromatic aldehydes yielded triarylmethanes.



Scheme 99



Scheme 100

The authors observed a remarkable solvent effect for this reaction with dichloromethane and toluene proved to be the best. The authors observed for propanal in dichloromethane the corresponding diarylalkane was obtained in low yield while in toluene the yield was very high.

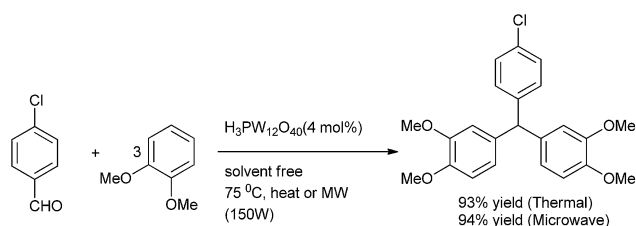
S. S. Kim *et al.* reported an environmentally benign and mild condition for the preparation of triarylmethanes (Scheme 98).<sup>132</sup> Thus using hydrated ferric perchlorate as the catalyst and another electron rich arene, the authors could arylate the benzhydrols to the corresponding symmetrical triarylmethanes in good yields. The author noticed that temperature played an important role in the reaction as at low temperature, the diarylether from the diaryl methanol was the major product whereas on increasing the temperature the triarylmethanes were formed exclusively.

W. Duan *et al.* in 2010 reported bis-arylation of aryl aldehydes using silica-gel supported sodium hydrogen sulphate as the catalyst (Scheme 99).<sup>133</sup> The use of thiophene as the aromatic hydrocarbon allowed the reaction to be carried out in neat condition. The authors noticed that bis arylation of electronically poor aldehydes were faster and yielded the triarylmethanes in higher yields than the electron rich aldehydes.

G. Panda and coworkers in 2005 reported conc. sulfuric acid catalyzed Friedel–Crafts alkylation of phenols with aryl heteroaryl carbinols for the facile preparation of heteroaryl diarylmethanes.<sup>134</sup>

Later in 2010, G. A. Olah *et al.* reported the use of Nafion-H catalyzed hydroxy arylation of benzaldehydes to form triarylmethanes in high yield.<sup>135</sup> They reported that for mono substituted aromatics, microwave heating caused the formation of more *o, o'* product whereas conventional heating caused the formation of *p, p'* product. Along with the triarylmethane, diarylmethane was also formed.

K. A. Jørgensen *et al.* in 2001 reported Friedel–Crafts hydroxyalkylation of pyridine carboxyaldehydes with  $N,N$ -



Scheme 101



Scheme 102

dimethyl aniline. Aluminium complexes acted as the Lewis acids.<sup>136</sup> Though pyridine-3 and -4-carboxyaldehydes gave the desired triarylmethanes pyridine-2-carboxyaldehydes did not give the triarylmethane, instead it gave the diaryl methanol. Also benzaldehydes failed to give the triarylmethane product.

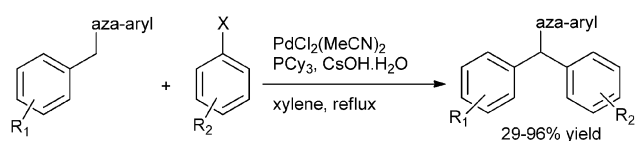
Later on in 2011 G. R. Bardajee *et al.* reported antimony(III) chloride catalyzed solvent free Friedel-Crafts hydroxyalkylation of aldehydes with *N,N*-dimethyl anilines in a single pot to achieve the synthesis of triarylmethanes (Scheme 100).<sup>137</sup> This procedure was operationally simple, high yielding and was widely applicable. The authors proposed that the Lewis acid antimony(III) chloride forms a complex with the oxygen atom of the carbonyl group thereby increasing the electrophilicity of the carbonyl group. Friedel-Crafts arylation with the arene generated the triarylmethanes in high yield.

I. M. Baltork *et al.* reported phosphotungstic acid as the catalyst for the bis arylation of aromatic aldehydes for the preparation of triarylmethanes and difurylaryl methanes in one pot under neat conditions with conventional or microwave heating.<sup>138</sup> The authors observed that electron withdrawing groups in the aldehyde gave the corresponding triarylmethanes in very high yields however with aldehydes having electron donating groups the reaction failed. However treatment of veratole with aromatic aldehydes under conventional heating or under microwave conditions yielded the triarylmethanes in high yields (Scheme 101). Further increasing the amount of the arene gave diveratryl triarylmethanes. Further treatment of the diveratryl triarylmethanes with the aromatic aldehyde in presence of acetic acid and acetic anhydride gave the 9,10-diarylanthracene.

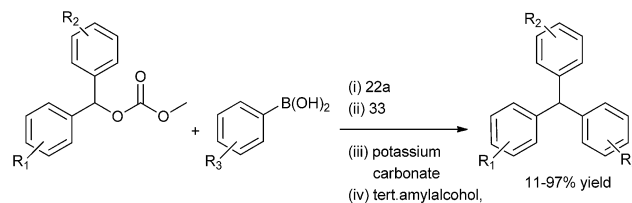
H. Hikawa *et al.* in 2013 reported Au(III) chloride catalyzed chemoselective benzylation of unprotected anthranilic acids. When electron rich diarylmethanols were used, instead of *N*-benzylation, C-benzylation (Friedel-Crafts alkylation) was observed to form the triarylmethanes (Scheme 102).<sup>139</sup>

### 13. Metal catalyzed C (sp<sup>3</sup>)-C (sp<sup>2</sup>) coupling

H. Yorimitsu *et al.* in 2007 reported palladium catalyzed coupling of aryl chlorides with aryl (aza-aryl) methanes through



Scheme 103

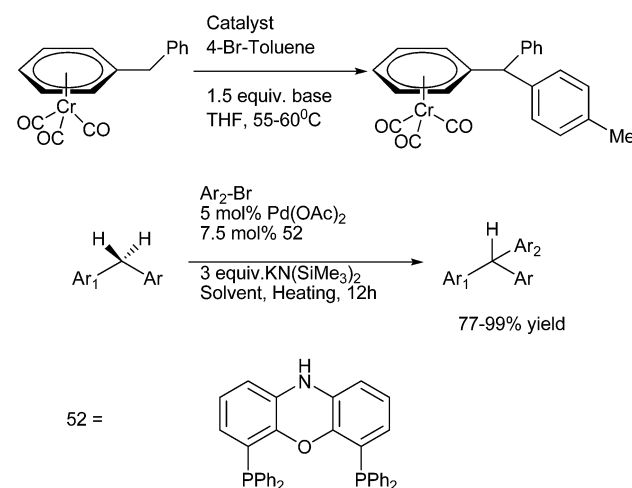


Scheme 104

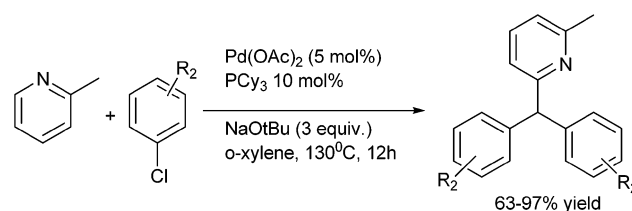
benzylic (sp<sup>3</sup>) C-H bond activation for the preparation of triarylmethanes (Scheme 103).<sup>140</sup> Interestingly, the author observed for electron poor 4-(tert-butoxycarbonyl) chlorobenzene the reaction was low yielding, did not reach to completion and significant amount of ester bond cleaved product was obtained. For such substrates the ligand had to be changed to di(*tert*-butyl)(2-phenylphenyl) phosphine for high yields.

The authors explained this observation by proposing that the reductive elimination from the intermediate [4-(*tert*-butoxycarbonyl) phenyl][phenyl(pyrimidyl)methyl]palladium was hindered by the electron withdrawing nature of the carbonyl group.

R. Kuwano *et al.* in 2008 reported palladium acetate catalyzed Suzuki-Miyaura Coupling of diaryl methyl carbonates with aryl boronic acids to form triarylmethanes in high yields (Scheme 104).<sup>141</sup> The *N*-heterocyclic carbene (33) acted as the ligand while dimeric η<sup>3</sup>-allyl palladium(II) chloride was used as a catalyst. When monophosphine ligands were used, the yields



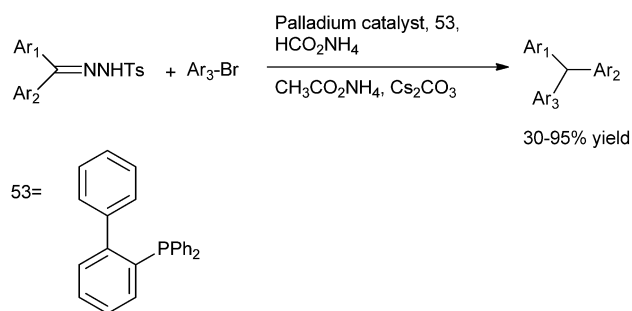
Scheme 105



Scheme 106

were low. Among the solvents screened tertiary amyl alcohol was found to be the best solvent. The authors proposed that at first a molecule of carbon dioxide is lost to form the diaryl palladium intermediate. Subsequently the methoxy group attached to palladium undergoes the transmetalation with boronic acid to form the intermediate (B) which undergoes reductive elimination to give the triarylmethane product.

P. J. Walsh *et al.* reported C–H bond activation of unactivated and non acidic benzylic  $sp^3$  C–H for the preparation of the



Scheme 107



Scheme 108

triarylmethanes (Scheme 105).<sup>142,143</sup>  $\eta^6$ -Tricarbonyl chromium was used to increase the acidity of the C–H bonds. From diarylmethanes, triarylmethanes could easily be formed. However the corresponding formation of triarylmethanes from toluene required heating at 60° C. This was probably due to decrement in the acidity of the benzylic proton. Also the reaction was sensitive to steric encumbrance in the aryl halide as the 2,6-disubstituted aryl bromide gave the mono coupled product. Interestingly, with 4-bromoacetophenone, no aldol product was observed and the triarylmethanes were formed. Later in 2013, the authors investigated the role of additives in this deprotonative cross coupling procedure.<sup>144</sup> The authors carried out high throughput experimentation (HTE) for the identification of the optimal additive.

X. Li *et al.* in 2011 reported palladium catalyzed diarylation of  $sp^3$  C–H bond of aza aryl aryl methanes by aromatic halides to form triarylmethanes (Scheme 106).<sup>145</sup> The authors found that chelating phosphine ligands were inefficient for the reaction. Though the authors found that both diarylmethanes and triarylmethanes were formed, the yield of the triarylmethanes was increased when 3 equivalent of aryl bromide was used. The use of mesityl bromide led to the formation of the mono arylated product in major amounts. Interestingly, the diarylated product obtained in minor amount was not a triarylmethane but a product formed from the activation of the  $sp^3$  C–H bond of the methyl group of the mesityl group. This was probably due to the steric hindrance. In order to explain the reaction mechanism, the competition reactions were carried out. Reaction between 1,2-dimethylbenzimidazole and *N*-methyl benzoxazole led to the formation of triarylmethanes through the  $sp^3$  C–H bond activation of the benzoxazole group. Similar endeavor with 2-methyl picoline and 2-methyl quinoline led to the formation of triarylmethane through C–H bond activation of 2-methyl quinoline. This disproved the formation of palladacyclic intermediates as 1,2-dimethylbenzimidazole and 2-picoline would show greater chelation assistance. DFT studies were also carried out to explain the reaction mechanism.

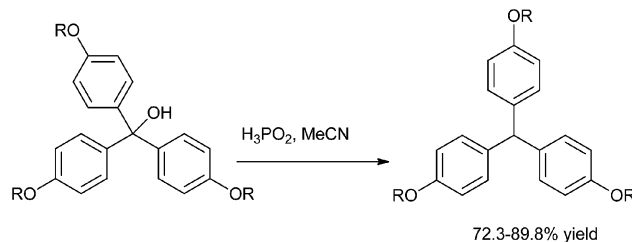
Z. J. Shi *et al.* in 2012 reported the use of direct benzyl alcohols (or their magnesium salts) as electrophiles for the metal catalyzed cross coupling with various Grignard reagents



Scheme 109



Scheme 110



Scheme 112

through  $sp^3$  C–O activation.<sup>146</sup> When aryl Grignard reagents were used, diarylmethanes were formed in good yields. Interestingly the authors observed an unprecedented formation of benzyl Grignard reagents when the benzyl alcohols were treated with *n*-hexylmagnesium chloride under nickel, cobalt or iron catalysis. When the authors used  $\alpha$ -arylated benzyl alcohols, the triarylmethanes were formed albeit in low yields.

Y. Zhang *et al.* in 2013 reported palladium catalyzed coupling of aryl bromides and *N*-tosyl hydrazones for the preparation of triarylmethanes (Scheme 107).<sup>147</sup> Among the tested ligands, 1,1'-2-biphenyl-2-yl diphenyl phosphine (**53**) were found to be the best. Cesium carbonate and ammonium formate were used as a base and a reducing agent respectively. The authors observed the reduction of aryl bromide to the corresponding arene was a common side reaction. Not only *ortho* or *para*-substituted triarylmethanes, but also all *meta*-substituted triarylmethanes could be produced which were inaccessible through traditional methods.

The authors proposed that at first the aryl halide undergoes an oxidative addition with the palladium complex (**53A**) to form the intermediate (**53B**) which forms the metalcarbene complex (**53C**) generated by treating the *N*-tosyl hydrazone with a base in presence of the palladium complex. A migratory insertion into the metal carbene bond generates the intermediate (**53D**). Reduction of this intermediate with the ammonium formate followed by reductive elimination forms the triarylmethane (Scheme 108). The side product was obtained from the reduction of the intermediate (**53A**) with ammonium formate.

In the same year L. A. Lopez *et al.* reported the activation of O–H and N–H bonds of the alcohols or azoles with enynones for the preparation of furans and triarylmethanes (Scheme 109).<sup>148</sup> They performed a computational study to establish the mechanism of the reaction.



Scheme 111

H. Hikawa *et al.* in 2013 reported palladium catalyzed domino reactions of indoles with benzyl alcohols for the synthesis of bis-indolyl aryl methanes. The authors used palladium acetate as the catalyst and sodium diphenylphosphino-benzene-3-sulfonate (TPPMS) as the ligand in water for this transformation (Scheme 110).<sup>149,150</sup> The authors established the mechanism of the reaction.

## 14. Miscellaneous approaches towards synthesis of triarylmethanes

### 14.1 Use of benzotriazolylalkylation for the synthesis of triarylmethanes

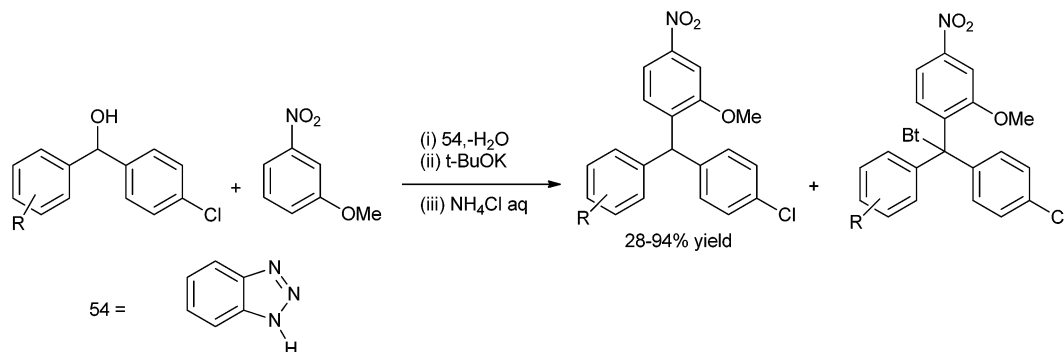
A. R. Katritzky *et al.* reported the use of benzenesulphonyl benzotriazole for the preparation of symmetrical and unsymmetrical triarylmethanes (Scheme 111).<sup>151</sup> They observed coupling of benzenesulphonyl benzotriazole with aromatic aldehydes followed by arylation with electron rich aromatic hydrocarbons gave the benzotriazolyl arylated compounds which on lewis acid mediated displacement with other aromatic hydrocarbons yielded the triarylmethanes.

### 14.2 Preparation of triarylmethanes through reduction of triarylmethanols

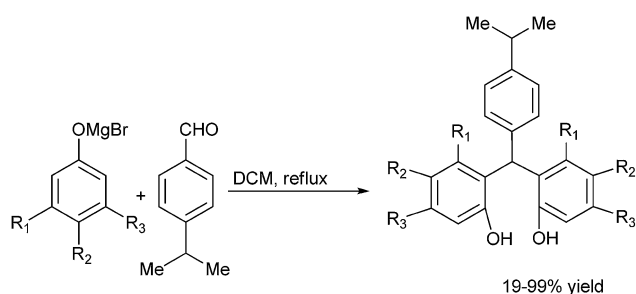
R. Engel *et al.* in 1997 reported the preparation of triarylmethanes by hypo phosphorus acid mediated reduction of triarylmethanols in acetonitrile solvent (Scheme 112).<sup>152</sup> The use of unsubstituted triarylmethanols only led to longer reaction time under harsher reaction conditions proving that the reaction proceeds *via* trityl ion formation.

### 14.3 Vicarious nucleophilic substitution (VNS)

A. R. Katritzky *et al.* in 1997 reported the synthesis of (*p*-nitro-aryl) diarylmethanes from diarylmethanols using the concept of vicarious nucleophilic substitution of hydrogen (Scheme 113).<sup>153</sup> Para toluene sulfonic acid treatment of the diarylmethanols in presence of (**54**) yielded the benzotriazolyl diarylmethane which when treated with 5 equivalent of potassium tertiary butoxide followed by treatment with the nitro arenes yielded the corresponding triarylmethane in good yield along with the oxidative nucleophilic substitution product.



Scheme 113



Scheme 114

#### 14.4 Preparation of 2,2'-dihydroxy containing triarylmethanes through condensation of metal phenolates with aryl aldehydes

K. Sumoto *et al.* in 2000 reported condensation of oxophilic metal phenolates having electron rich substituents attached to the phenolic ring with aromatic aldehydes for the preparation of 2,2'-dihydroxytriphenyl methanes (Scheme 114).<sup>154</sup> The reaction was regioselective giving rise to only the ortho substituted product.

#### 14.5 Cationic palladium complex catalyzed addition of aryl boronic acids to aldehydes followed by electrophilic aromatic substitution

X. Lu *et al.* in 2007 reported two step reaction sequences for the preparation of unsymmetrical triarylmethanes from aryl aldehydes (Scheme 115).<sup>155</sup> At first a cationic palladium complex catalyzed arylation of aromatic aldehydes with aryl boronic

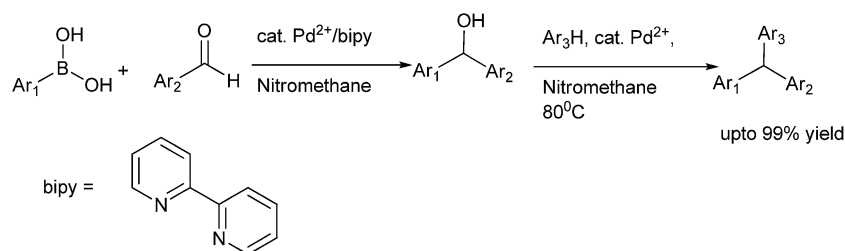
acids gave diarylmethanols which, after completion (after about half an hour) of the reaction, were treated with the electron rich arenes. The authors proposed a plausible mechanism for the reaction. The authors proposed that at first a transmetalation between the boronic acids and the cationic palladium complex occurs to form the active aryl palladium species. A coordination of the aryl aldehyde with this palladium species followed by addition to the carbonyl carbon yields the intermediate II which undergoes a transmetalation with the aryl boronic acids followed by protonolysis to form the diarylmethanol. An activation of the hydroxy group of the methanol with the cationic palladium complex followed by electrophilic aromatic substitution with the electron rich arene generates the unsymmetrical triarylmethanes.

#### 14.6 Use of silica sulfuric acid for the preparation of triarylmethanes

M. Shiri *et al.* in 2008 reported silica supported sulphuric acid for the preparation of triindolyl methanes from aromatic dialdehydes.<sup>156</sup> Later on in 2011 A. Khazei *et al.* reported P<sub>2</sub>O<sub>5</sub>-SiO<sub>2</sub> and/or P<sub>2</sub>O<sub>5</sub>-Al<sub>2</sub>O<sub>3</sub> as efficient system for the arylation of benzyl alcohols for the synthesis of di and triarylmethanes in high yields.<sup>157</sup>

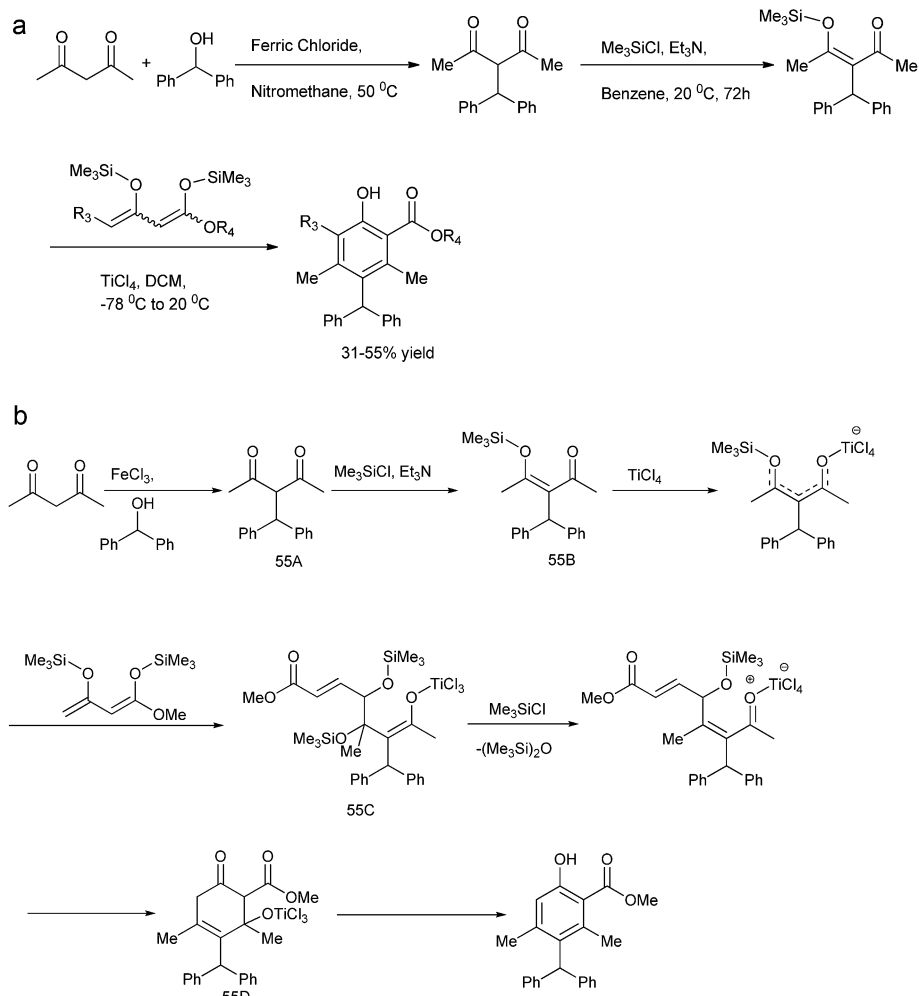


Scheme 116

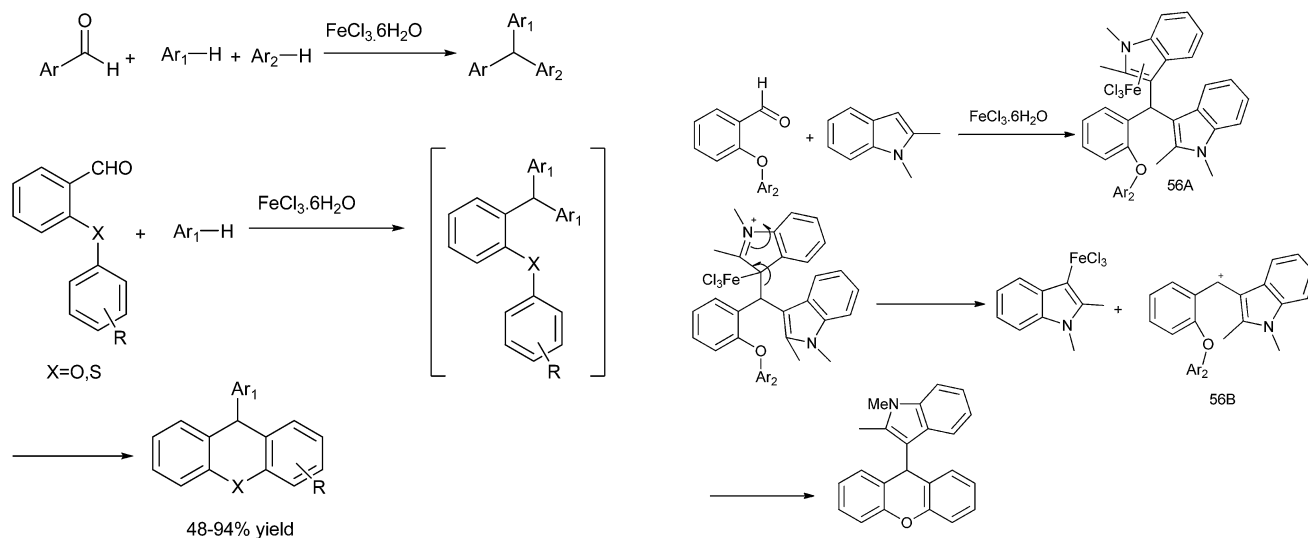


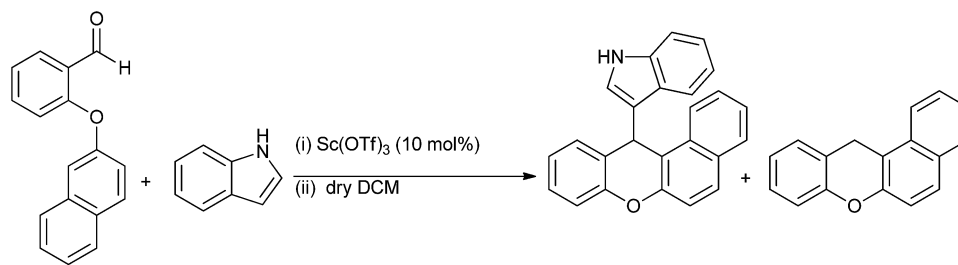
Scheme 115





Scheme 117





Scheme 120

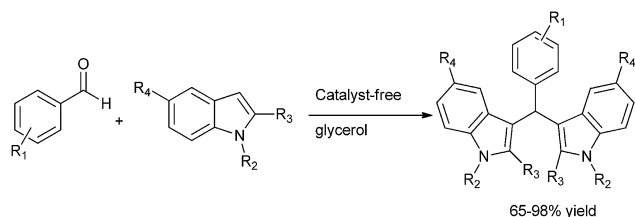
I. M. Baltork *et al.* in 2011 reported a highly eco-friendly, efficient and environmentally benign process for the preparation of triarylmethanes (Scheme 116).<sup>158</sup> They used silica sulphuric acid under ultra sound irradiation in green solvent cyclohexane–ethyl acetate system for the hydroarylation of the aromatic aldehydes for the preparation of triarylmethanes.

T. Aoyama *et al.* in 2011 reported silica sulphuric acid promoted deacylation of  $\alpha$ -bromo- $\beta$ -diketones for the preparation of  $\alpha$ -bromo ketones. When the reaction was carried out in benzene with 3-(secalkyl)-2,4-pentane-diones, the triaryl-methane was formed *via* Friedel–Crafts alkylation.<sup>159</sup>

#### 14.7 3 + 3 Cyclocondensation for the preparation of triarylmethanes

P. Langer *et al.* in 2009 reported ferric chloride catalyzed benzylations with diarylmethanols to prepare 3-(diaryl methyl) pentane 2,4-diones followed by formal [3 + 3] cyclizations with 1,3-bis(1,3-trimethylsilyloxy)-1,3-dienes to prepare highly functionalized triarylmethanes that are inaccessible by conventional synthetic approaches (Scheme 117a).<sup>160,161</sup>

In order to explain the reaction pathway, the author proposed the following mechanism (Scheme 117b). At first the pentane diones react with diarylmethanols in presence of ferric chloride to form the 3-(diaryl methyl) pentane-2,4-diones (55A). This on treatment with trimethylsilyl chloride and trimethyl amine gives (55B). Treatment of (55B) with titanium tetrachloride followed by the bis trimethylsilyloxy diene led to the formation of the intermediate (55C). Intermediate (55C) is formed by the attack of the bis trimethylsilyloxy diene with (55B) from the terminal end of the diene. Elimination of the trimethylsiloxane followed by cyclization gives compound (55D). Loss of titanium hydroxide followed by aromatization of the intermediate (55D) gives the product.



Scheme 121

#### 14.8 Ferric chloride And scandium triflate catalyzed arylation-cyclization cascade of aldehydes

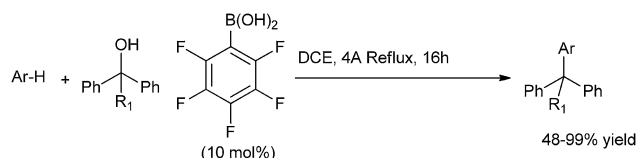
Y. Li *et al.* in 2009 reported ferric chloride catalyzed arylation of the 2-aryloxy benzaldehydes for the preparation of the bis-indolyl triarylmethanes.<sup>162</sup> However within 3 h the bis-indolyl triarylmethanes undergoes a further C–C bond cleavage resulting in the formation of the 9-aryl xanthenes in high yield (Scheme 118).

The authors explained the reaction pathway (Scheme 119). At first a bis-arylation of the aldehyde takes place to form the bis-indolyl methanes (56A) followed by electrophilic substitution of the indolyl ring at C-3 position by the Ferric chloride. A C–C bond cleavage generates a diaryl methyl carbocation (56B) which undergoes a further intramolecular Friedel–Crafts alkylation reaction to form the 9-aryl xanthenes.

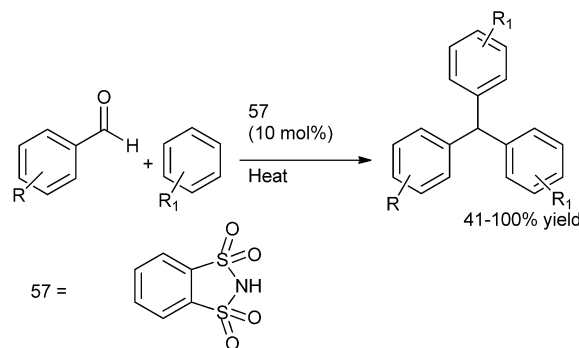
Later on in 2010, G. Panda and coworkers reported mild Lewis acid Scandium triflate catalyzed bis arylation of 2-naphthoxy benzaldehydes for the preparation of the 9-Arylxanthenes (Scheme 120).<sup>163</sup>

#### 14.9 Catalyst free green synthesis of triarylmethanes

Y. Gu *et al.* in 2009 developed a green procedure for the electrophilic activation of the aromatic aldehydes (Scheme 121).<sup>164</sup>



Scheme 122



Scheme 123

They reported the use of glycerol as a medium for the electrophilic activation of the aldehydes. Thus they could avoid use of toxic metal catalysts for the hydroxyalkylation of aldehydes and thus prepare the triarylmethanes in high yield. The authors observed that both the steric effect as well as the electronic effect plays an important role in the reaction rate as well as in the successful achievement of the reaction.

## 15. Organocatalytic approach for the synthesis of triarylmethanes

### 15.1 Organocatalytic Friedel–Crafts reaction

J. A. McCubbin *et al.* in 2010 reported boronic acid catalyzed Friedel–Craft reaction of diarylmethanols to prepare triarylmethanes in high yields (Scheme 122).<sup>165</sup> The author observed that the stability of the carbocations derived from the diaryl methanol was crucial for the success of the reaction as neither phenyl ethyl alcohol nor diaryl alcohols possessing electron withdrawing substituents in one of the rings responds to the reaction.

### 15.2 Organocatalytic hydroxyalkylation reaction

M. Barbero *et al.* in 2011, reported *o*-benzenedisulfonimide 57 catalyzed hydroxyarylation reaction of aromatic aldehydes to obtain the triarylmethanes in good yield (Scheme 123).<sup>166</sup> The authors observed that the temperature played a crucial role in the reaction as at room temperature the reaction did not proceed while at 100 °C the product was obtained in very small amount. The authors also observed that regioisomeric para, para product was always the major product whereas the ortho, ortho isomer was obtained in very small amount but the ortho, ortho isomer was not observed at all.

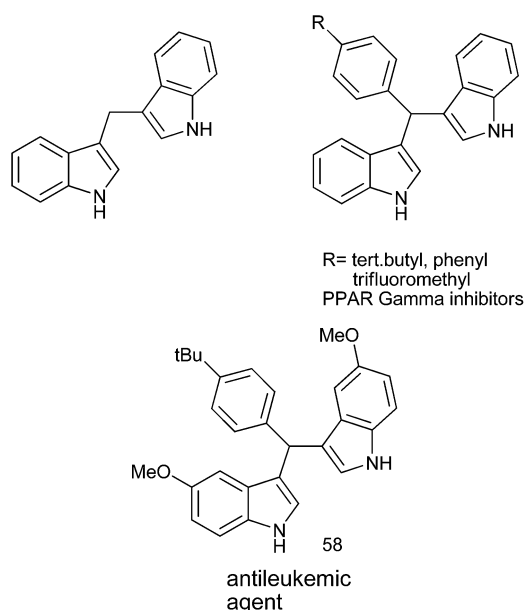


Fig. 4 Diindolyl methanes as anti-breast cancer & antileukemic agents.

## 16. Biomedical application of diaryl & triarylmethanes

In the last fifteen years there has been an explosion in the utilization of diaryl and triarylmethane derivatives in the biomedical arena. The triarylmethane derivatives have shown various diverse bioactivities like as anticancer, antitubercular, antimalarial, and antiviral and anti HIV agents. Moreover due to photo toxicity of various triaryl methyl dyes towards tumor cells, many triarylmethane derivatives are used in photodynamic therapy. Though such compounds have such a wide domain of applicability, to the best of our knowledge there is no review covering this topic. We will be covering the biomedical applications of diaryl as well as triarylmethane derivatives that were reported during 1995–2013.

### 16.1 Diaryl and triarylmethane derivatives as antiproliferative agents

C. Brugnara *et al.* in 1997 reported triaryl methane and their derivatives wherein one or more aryl moieties have been replaced by heteroaryl, cycloalkyl or heterocycloalkyl &/or wherein the tertiary carbon has been replaced by Si, Ge, N or P<sup>167</sup> as active agents against sickle cell disease and diseases characterized by unwanted or abnormal cell proliferation.

S. Safe *et al.* in 1998 reported diindolylmethanes to have anti estrogenic and anti tumourigenic properties (Fig. 4).<sup>168–174</sup> The authors reported that the diindolyl methanes bound to the aryl hydrocarbon receptor. Later in 2000 they extended this concept and reported symmetrical dihalo substituted bis-indoles acted as inhibitors of carcinogen induced rat mammary tumour growth and estrogen depended responses. In 2004 they reported 1,1-bis (3'-indolyl)-1-*p*-(trifluoromethylphenyl) methanes and various *p*-substituted 1,1-bis (3'-indolyl) methanes as new class of PPAR $\gamma$  inhibitors. In the same year they reported 1,1-bis (3'-indolyl)-1-*p*-substituted phenyl methanes containing *p*-trifluoromethyl, *p*-tertiary butyl and *p*-phenyl groups as PPAR $\gamma$  mediated transactivators in HT-29, HCT-15, RKO and SW480 colon cancer cell lines. In 2005 they investigated the antileukemic activity of 1,1-bis[(3'-(5-methoxyindolyl)]-1-(*p*-*t*-butyl phenyl) methane (58). In 2006 they reported 3,3'-diindolyl methanes and 1,1-bis (3'-indolyl)-1-(*p*-substituted phenyl) methanes inhibiting the growth of Panc-1 and Panc-28

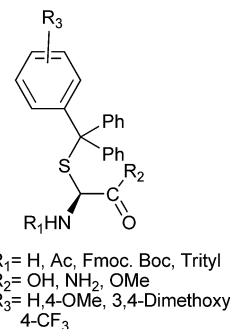


Fig. 5 S-Trityl L-cysteine derivatives as anti cancer agents.

pancreatic cancer cells. The authors found that the 3,3'-diindolyl methanes activated aryl hydrocarbon receptor and the 1,1-bis(3'-indolyl)-1-(*p*-4-*t*-Bu phenyl) methanes activated the peroxisome proliferator-activated receptor  $\gamma$ .

In order to investigate the physiochemical change on the photodynamic activity of the dyes based on the crystal violet structure, M. Wainwright *et al.* in 1999 prepared a series of compounds based on the Victoria blue BO core structure.<sup>175</sup> The compounds were compared to VBBO with respect to dark toxicity and photodynamic activity.

G. L. Indig *et al.* reported crystal violet exhibited pronounced phototoxicity towards L1210 leukemia cells but small toxic effects towards hematopoietic cells.<sup>176</sup> The authors established

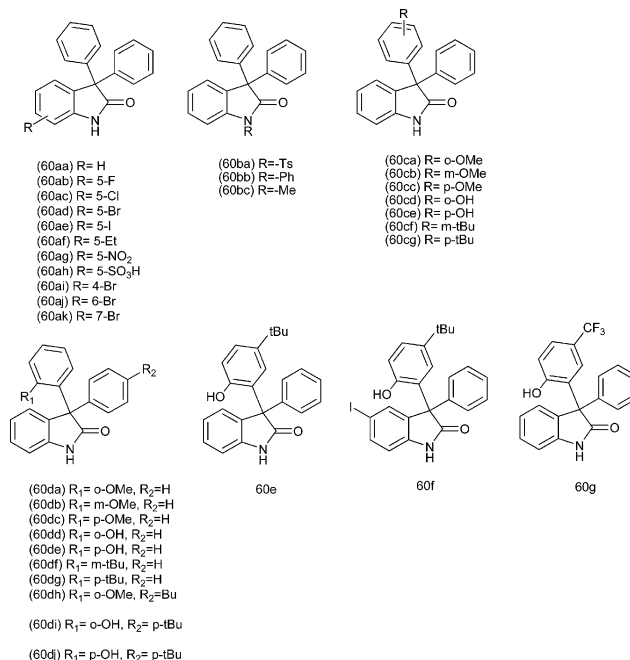


Fig. 7 3,3-Diaryl-1,3-dihydro-indol-2-ones as cell growth inhibitors.

a structure activity relationship between the phototoxicity and the molecular structure.

D. A. Skoufias *et al.* in 2004 reported S-trityl L-cysteines as potent anticancer agents (Fig. 5).<sup>177,178</sup> The reported compounds inhibited the human kinesin Eg5 that specifically arrested the mitosis of the cells.

Later on in 2007 Akira Asai *et al.* performed a SAR study on the S-trityl L-cysteine derivatives. They found that protection of the amino group resulted in the loss of the activity while conversion to the ester or the amide caused little loss in activity.<sup>179</sup>

Towards the development of Clotrimazole derivatives with no hepatotoxicity yet retaining the efficacy of Clotrimazole, R. A. Al-Qawasmeh *et al.* in 2004 reported compounds (59a-v) (Fig. 6).<sup>180</sup> The compounds had IC<sub>50</sub> values in the range 0.2–3.8  $\mu$ M. Interestingly the compounds 59c, 59g, 59i, 59k, 59s, 59t,

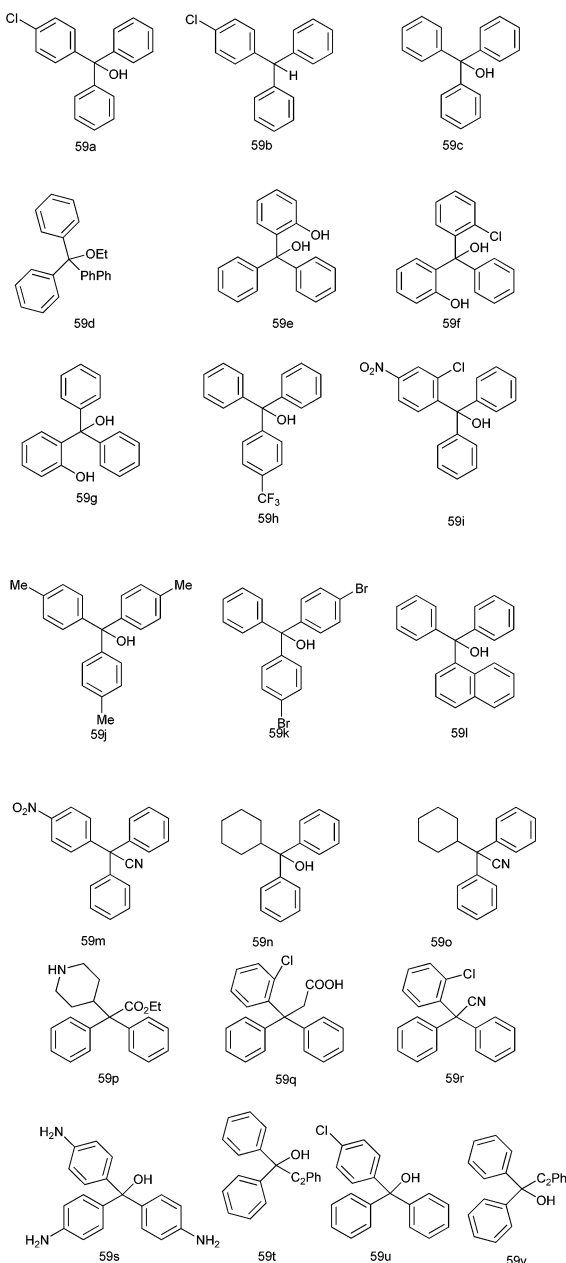


Fig. 6 Triarylmethane based antiproliferative agents.

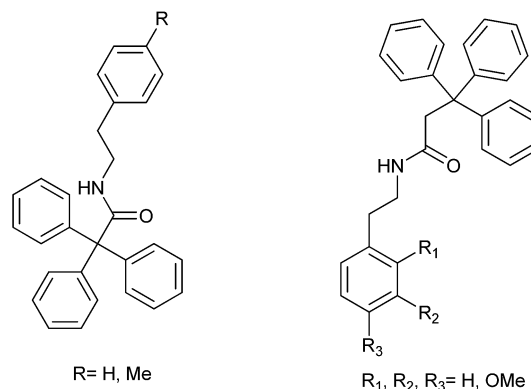


Fig. 8 Triaryl methyl amides as anti cancer agents.

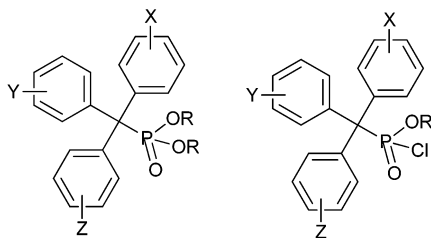


Fig. 9 Triaryl methyl phosphonates and phosphonidates as anticancer agents.

**59u**, **59v** were more potent than Clotrimazole and at 10  $\mu\text{M}$  concentration inhibited 99% of the cell cycle.

J. A. Halperin *et al.* in 2004 reported substituted 3,3-diphenyl-1,3-dihydro-indol-2-ones (**60a–g**) as potent cell growth inhibitors (Fig. 7).<sup>181</sup> The reported compounds depleted the intracellular calcium levels thereby phosphorylating the eIF2 $\alpha$  cells and inhibiting the translation process. A SAR study revealed *m*-*tert*-butyl and *o*-hydroxy substituted diphenyl oxindole as the lead compound. Later on they reported arylsulfoanilide-oxindole hybrid as anticancer agents.<sup>182</sup> The reported compounds showed partial depletion of intracellular calcium ion stores and inhibited growth of Lung Cancer cells (A549) with the most potent compound having GI<sub>50</sub> value of 0.8  $\mu\text{M}$ .

G. L. Indig *et al.* in 2005 reported four bromo derivatives of Rhodamine-123 a xanthenes derivative as potential phototoxic dyes towards human uterine sarcoma cells and towards green monkey kidney (CV-1) cells.<sup>183</sup>

P. J. Hergenrother *et al.* in 2005 reported triphenyl methyl amides as active anticancer agents (Fig. 8).<sup>184</sup> The compounds arrested the growth of melanoma cells in the G1 phase of the cell cycle. Interestingly the authors found that these compounds also reduced the levels of active nuclear factor  $\kappa\text{-B}$  (NF  $\kappa\text{-B}$ ) which is actively expressed in the melanoma cells.

In 2008 they reported triphenylmethane motif containing phosphonates and phosphonochloridates as potential anticancer agents (Fig. 9).<sup>185</sup> The compounds induced apoptosis of the melanoma and other cancer cell lines and arrests cellular growths in the G1phase or the M phase of the cell cycle.

J. L. Arbiser *et al.* in 2010 reported triaryl methane analogues with steroids and steroid precursors like cholesterol, progesterone, testosterone or estrogens, dyes such as indigo and chrysin, benzophenones, nucleosides such as adenine, thymidine, cytosine, guanine and uracil, and aromatic amino acids like phenyl alanine and folic acid as inhibitors of tNOX

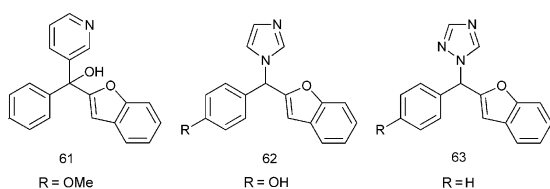


Fig. 10 Benzofuran phenyl methyl-pyridines, imidazoles & triazoles as aromatase inhibitors.

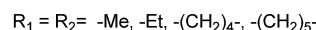
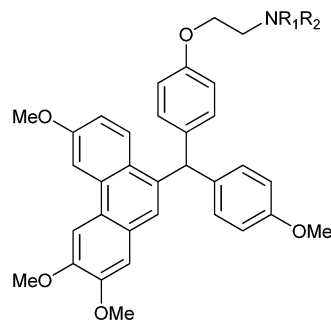


Fig. 11 Aryl aryl phenanthrene based triarylmethanes as antibreast cancer agents.

expression, and hence probable anticancer agents.<sup>186</sup> The compounds were also active against inflammatory diseases, degenerative and vascular diseases including various ocular and parasitic infections.

## 16.2 Triarylmethane derivatives as anti-breast cancer agents

C. Simons *et al.* in 2006 reported 1-[(benzofuran-2-yl)phenyl-methyl]-pyridines, imidazoles and triazoles as potent aromatase (P450<sub>AROM</sub>, CYP19) inhibitors and hence possible antibreast cancer agents.<sup>187</sup> The authors found that the 6-methoxy (**61**) (*i.e.* R = 6-methoxy) and the 6-hydroxy compounds (**62**) (*i.e.* R = 6-hydroxy) were the more active than the unsubstituted ones (**63**) (*i.e.* R = H) (Fig. 10).

G. Panda and co-workers in 2006 reported aryl aryl phenanthrenes based triarylmethanes with basic amino side chains as the probable anti breast cancer agents (Fig. 11).<sup>188</sup> The authors found that the ortho methoxy substituted compounds were inactive whereas corresponding meta isomer and para isomer were active. However, interestingly the compounds with meta methoxy group and *N,N*-dimethyl amine chain or meta methoxy group and *N,N*-diethyl amine chain were both inactive.

S. Gobbi *et al.* in 2001 designed various non-steroidal aromatase inhibitors using results from the previously deduced

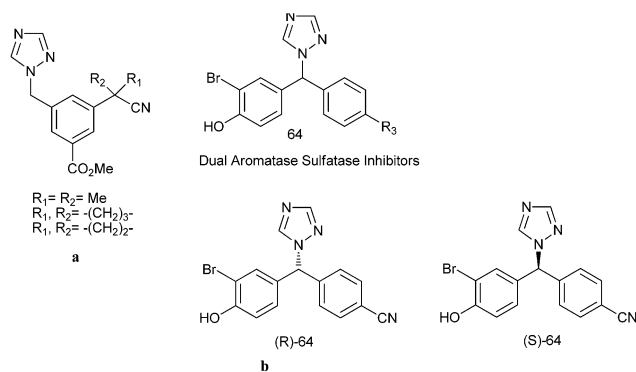


Fig. 12 (a) Diarylmethane based dual aromatase sulfatase inhibitors and (b) chiral non-steroidal dual aromatase-sulfatase inhibitors based on the letrozole template.



COMFA model. Later on in 2005 in order to identify enantio-selective nonsteroidal aromatase inhibitors they performed a multidisciplinary medicinal chemistry approach.<sup>189–192</sup> Later on in 2007 they reported imidazolymethylbenzophenones as highly potent aromatase inhibitors. The authors observed the compounds were highly selective to 17 $\alpha$ -hydroxylase/17, 20-lyase. Later on in 2010 the same group further modified their previously reported scaffold and performed a SAR study on it. They observed that substitution of the oxygen atom of the xanthone ring with the sulfur atom always caused an increase in the potency of the compounds; the nitro group in their previous molecule was also not a compulsion as it could be changed to carbonyl group however removal of both was detrimental to the inhibitory activity.

B. V. L. Potter *et al.* in 2005 reported letrozole based dual aromatase-sulphatase inhibitors. They incorporated the pharmacophore of the sulfatase inhibitors to the Letrozole core.<sup>193</sup> In 2007 they reported the synthesis and bioevaluation of novel diarylmethane based dual aromatase-sulfatase inhibitors based on the anastrozole template (Fig. 12a).<sup>194</sup> In 2008 the same group further improved on the bioactivity of the dual aromatase sulfatase inhibitors by reporting enantiopure non-steroidal inhibitors (Fig. 12b).<sup>195</sup> The authors found that (**64**) was the most potent aromatase inhibitor. Interestingly they reported that the (*R*) isomer was a potent aromatase inhibitor while the (*S*) isomer was a potent sulfatase inhibitor. Later in the year 2010 they reported single compound dual inhibitors of the aromatase and steroid sulfatase enzymes.<sup>196</sup>

A. Carotti *et al.* in 2011 reported coumarin imidazolyl derivatives as aromatase inhibitors which had high selectivity over 17- $\alpha$ -hydroxylase/C17-20 Lyase.<sup>197</sup> The authors noted that most of the compounds had IC<sub>50</sub> value in the nanomolar range.

R. W. Hartmann *et al.* in 2013 reported pyridyl methyl substituted 1,2,5,6-tetrahydro pyrrolo [3,2,1-ij] quinolin-4-ones as dual inhibitors of aromatase/aldosterone synthase as anti breast cancer agents (Fig. 13).<sup>198</sup> Interestingly the authors found that increase in the inhibition of one enzyme leads to the decrease in the inhibition of the other enzyme. However the optimal compound was 1,2,5,6-tetrahydro (3-toluy) pyrrolo [3,2,1-ij] quinolin-4-one (**65**) with an IC<sub>50</sub> values of 32 and 41 nM respectively for CYP19 and CYP11B2 enzymes.

### 16.3 Diaryl and triarylmethane derivatives as antimalarials

K. Kirk *et al.* in 1998 reported clotrimazole inhibited the growth of the chloroquine resistant *Plasmodium falciparum* *in vitro*.<sup>199</sup>

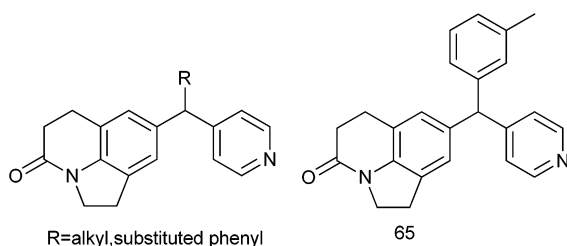


Fig. 13 Tetrahydropyrroloquinolinones as dual aromatase/aldosterone synthase inhibitors.

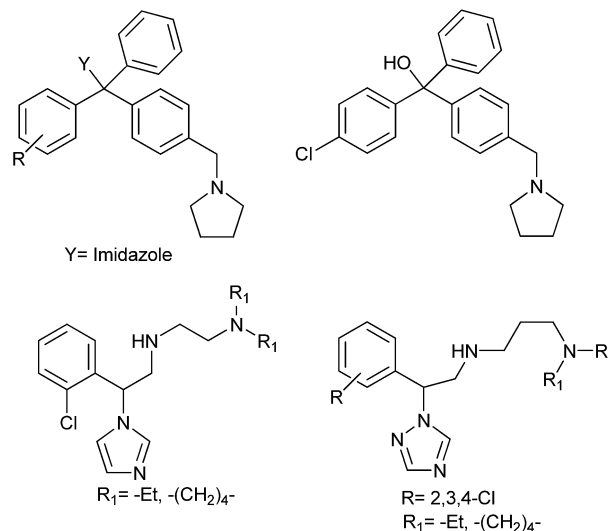


Fig. 14 Imidazole based clotrimazole analogs as antimalarials.

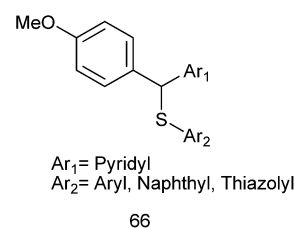


Fig. 15 [(Aryl) aryl sulfanylmethyl] pyridines as antimalarial agents.

The IC<sub>50</sub> value was 1  $\mu$ M and for full inhibition less than 2.5  $\mu$ M of Clotrimazole was required. In 2000 Virgio L. Lew *et al.* reported clotrimazole to inhibit five different strains of the *Plasmodium falciparum* species.<sup>200</sup> The IC<sub>50</sub> value for the compound for different stains were in the range 0.2–1.1  $\mu$ M. U. Bandyopadhyay *et al.* in 2005 proposed the mechanism behind the antimalarial action of Clotrimazole.<sup>201a</sup> The authors proposed that Clotrimazole inhibited hemoperoxidase of *Plasmodium falciparum* and thereby induced oxidative stress in the parasite.

G. Campiani *et al.* in 2007 reported triarylmethanes containing the imidazole ring based on the Clotrimazole scaffold as chloroquine resistant antimalarial agents (Fig. 14).<sup>201b</sup> The compounds were selective for heme and did not show inhibitory activity against P 450 cytochrome. The authors found that the

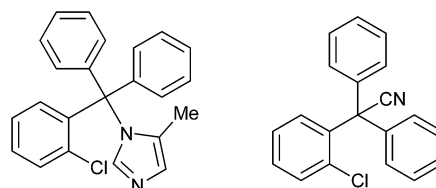


Fig. 16 Clotrimazole analogs as selective calcium activated potassium channel inhibitors.

protonatable lateral chain was requisite for maintaining the pharmacokinetic properties, the aromatic or heteroaromatic group was required to stabilize the trityl radical while the imidazole ring was required for binding to the heme molecule.

Later in the year 2009 the authors hybridized 4-amino quinoline and clotrimazole to develop potent antimalarial agents. The molecules were extremely potent and were highly active towards chloroquine resistant *Plasmodium falciparum*.

G. Panda *et al.* & U. Bandyopadhyay *et al.* in 2008 reported antiplasmodial activity of [(aryl) aryl sulfanylmethyl] pyridines (**66**) (Fig. 15).<sup>202,203</sup> The authors found that the compounds inhibited hemozoin formation and formed complexes with free heme at a pH close to the pH of the food vacuole of the plasmodium parasite.

Furthermore the authors observed that inhibition of the hemozoin formation led to the accumulation of free heme thereby creating an oxidative stress in the parasite, generating free hydroxyl radical and hence showing antimalarial activity.

G. Panda and coworkers in 2012 reported the synthesis and antimalarial activities of aryl aryl thioarenes.<sup>203</sup> The aryl aryl thioarenes were found to interact with free heme and inhibit hemozoin formation.

#### 16.4 Diarylmethanes & triarylmethanes as selective inhibitors of calcium activated potassium channel

H. Wulff *et al.* in 2000 designed Clotrimazole analogs as the selective inhibitors of calcium activated potassium channel IKCa1 (Fig. 16).<sup>204</sup> The compounds selectively inhibited the IKCa1 channel without inhibiting the P450 cytochrome enzymes. The authors found that the active pharmacophore was 2-chlorophenyl diphenyl methane moiety substituted by unsubstituted polar  $\pi$  electron rich heterocycle pyrazole or tetrazole while for the inhibition of the P450 cytochrome enzymes a imidazole ring is a must.

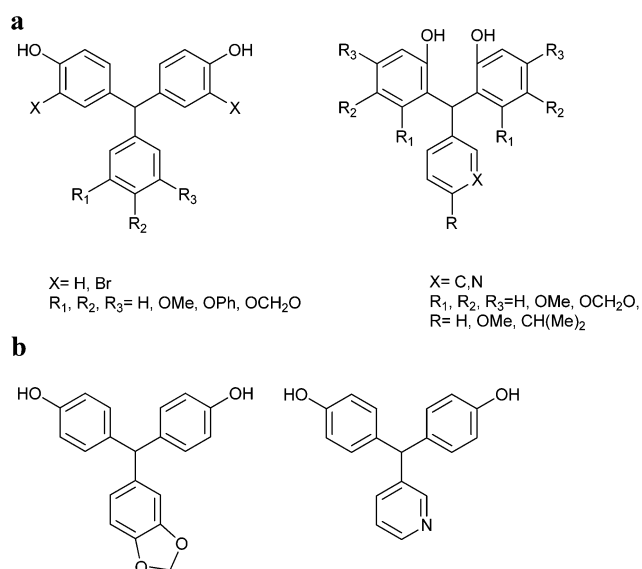


Fig. 17 (a) Triarylmethanes as antiviral agents and (b) triarylmethanes and triheteroaryl methanes as antiviral agents.

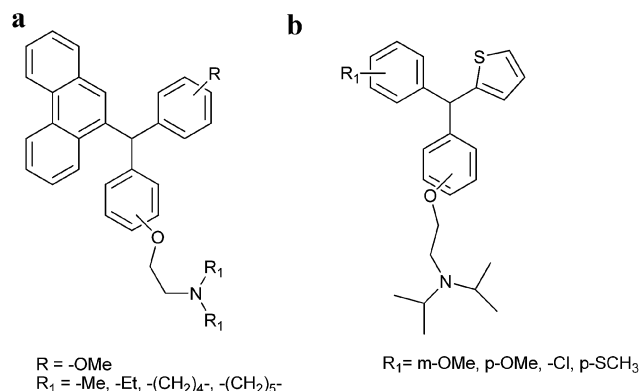


Fig. 18 (a) Diaryloxy methano phenanthrene as antitubercular agents and (b) thiophene containing triarylmethanes as antitubercular agents.

#### 16.5 Diarylmethanes and triarylmethanes as antiviral agents

J. S. Wai in 2000 reported diaryl methane as antiviral agents. The reported compounds acted as inhibitors of HIV-Integrase and inhibited viral cell replication.<sup>205</sup> K. Sumoto *et al.* in 2002 reported new triarylmethane based 2,2'-dihydroxy bis phenols to be potent antiviral agents.<sup>206</sup> The authors found the 4,4'-dihydroxy bis phenols to have higher potency than the 2,2' compounds. Later on in 2003, the same group reported that the 4,4'-dihydroxy triphenyl methanes synthesized by using Bronstead or Lewis acid catalyst showed very high activity against the Herpes simplex virus type-1 (Fig. 17a).<sup>207</sup> The most potent compound was found to be 4,4'-dihydroxy triphenyl methane with an EC<sub>50</sub> value of 0.79  $\mu\text{g ml}^{-1}$ . In 2010, they prepared heteroaryl substituted triarylmethanes as probable antiviral agents (Fig. 17b).<sup>207,208</sup>

#### 16.6 Diaryl and triarylmethanes as antitubercular agents

G. Panda and coworkers in 2004 reported diaryloxy methano phenanthrenes as novel antitubercular agents (Fig. 18a).<sup>209,210</sup> The IC<sub>50</sub> values were in the range 6.25–25  $\mu\text{g ml}^{-1}$ . In order to improve upon the bioactivities, in 2005 they reported 2-hydroxy aminoalkyl derivatives of diaryloxy methano phenanthrenes. The authors performed a 3D QSAR study to design more potent anti tubercular compounds.<sup>211</sup> Later in 2007 the authors reported amino alkyl derivatives of diarylmethanes to be anti-tubercular agents. The compounds had the IC<sub>50</sub> value in the range 6.25–25  $\mu\text{g ml}^{-1}$ . In 2007 the authors reported the anti-tubercular activity of diaryl methyl naphtholoxo ethylamines.<sup>212</sup>

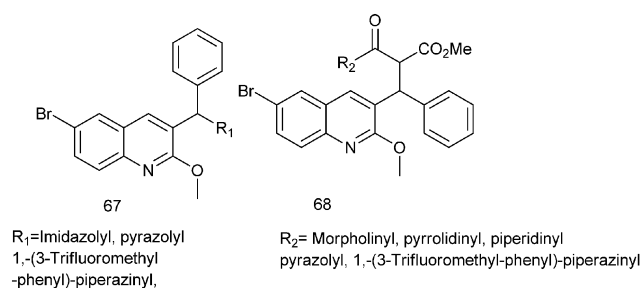


Fig. 19 Quinoline derivatives as anti tubercular compounds.

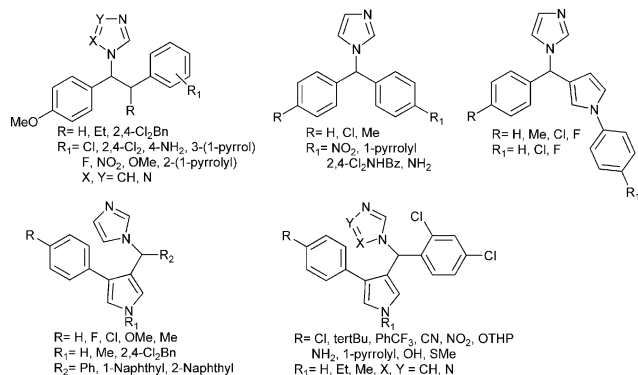


Fig. 20 Imidazole based triarylmethanes as antifungal agents

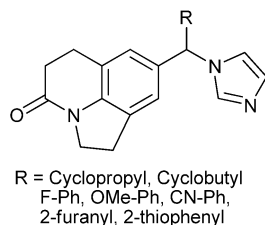


Fig. 21 Imidazolyl-1-yl methyl tetrahydropyrrolo quinolin-4-ones as inhibitors of cushings syndrome.

The compounds were tested on the *Mycobacterium Tuberculosis* H<sub>37</sub>R<sub>v</sub>. The MIC value was in the range 3.25–25  $\mu\text{g ml}^{-1}$ . Later, in 2008 the authors explored the antitubercular activity of the thiophene containing triarylmethanes (Fig. 18b).<sup>213</sup> In order to further investigate new pharmacophores having antitubercular activity, the authors reported the synthesis and bioevaluation of aryl and heteroaryl groups with alkyl aminoethyl chain on aryl-chromenyl carbinol, bis and tris alkyl aminoethyl chains on aryl and triarylmethanes.<sup>214</sup> However the authors observed that the compounds with bis and tris alkyl amino ethyl chains on the triaryl methane were proved to be inactive. Moreover among the heteroaryl containing alkyl aminoethyl chain containing triarylmethanes, the thiophene containing the triarylmethanes showed good activity. In 2012 R. Srivastava *et al.* induced simultaneously acute and persistent infection of *M. fortium* and used this model to screen a library of thiophene containing Triarylmethanes.<sup>215</sup> The authors further identified two compounds that were bactericidal against *M. fortium*, non tubercular *Mycobacterium tuberculosis*.

J. Chattopadhyaya *et al.* in 2009 reported the antitubercular activity of derivatives of 3-benzyl 6-bromo-2-methoxy-quinolines (67) and amides of 2-[(6-bromo-2-methoxy-quinolin-3-yl)-phenyl-methyl]malonic acid monomethyl ester (68) (Fig. 19).<sup>216</sup> The authors observed that the 2-[(6-bromo-2-methoxy-quinolin-3-yl)-phenyl methyl] malonic acids were less potent than the 3-benzyl 6-bromo-2-methoxy-quinolines and among the 3-benzyl 6-bromo-2-methoxy-quinolines, the triarylmethanes containing the imidazolyl group, pyrazolyl group, 6-amino-chromen-2-one and the 1-(3-trifluoromethyl-phenyl)-piperazinyl group were most active (only most active compounds are drawn).

## 16.7 Miscellaneous bioactivities of compounds containing diaryl and triaryl methane core

**Triarylmethanes as anti-fungal agents.** M. Artico *et al.* in 2002 reported the synthesis, 3D-QSAR study and the antifungal activity of 2,4-dichlorobenzyl derivatives having phenyl pyrrole appendage in the  $\alpha$  position (Fig. 20).<sup>217</sup> The authors performed a molecular modeling study on these derivatives and they observed the coordination of the nitrogen atom of the azole moiety to the heme iron is the crucial factor for the antifungal activity.

J. W. Stocker *et al.* in 2008 reported the synthesis and bio-evaluation of triaryl methane derivatives as inhibitors of the Gardos channel in the sickle cell disease.<sup>218</sup>

R. W. Hartmann *et al.* in 2012 reported Imidazol-1-ylmethyl substituted tetrahydropyrrolo quinolin-4-ones as potent CYP11B1 inhibitors for the cushings syndrome (Fig. 21).<sup>219</sup> Among the compounds tested the cyclopropyl compound was the most potent with IC<sub>50</sub> value 2.2 nm.

**Triarylmethanes as Cx50 inhibitors.** M. Srinivas *et al.* in 2012 reported triarylmethanes based on the clotrimazole scaffold as novel Cx50 inhibitors.<sup>220</sup>

## 17. Summary & outlook

There is an increase in the number of pharmaceutically important molecules as well as molecules important from the material science perspective containing the diaryl or triaryl methane motif. Also various triarylmethane based architectures that are important in the supramolecular field are being reported. Steric hindrance between the ortho protons of the triarylmethanes leads to helical conformation of these classes of molecules.<sup>221</sup> Light of suitable wavelength causes an inter-conversion between the helical conformations and this concept has been successfully applied in photochromatic devices. Diphenyl pyridyl ethylamines, a class of diarylmethanes, were also found to be potent inhibitors of CETP.<sup>222</sup> Moreover due to antitumour activities of various triaryl methane derivatives; they are extensively used in the photodynamic therapy. Also trisubstituted methanes having imidazolyl ring and thiophene ring are reported to be potent analgesic agents.<sup>223</sup> The present review discusses the recent developments in the chemistry and biology of the triarylmethane derivatives that came up in the last fifteen years (1995–2013) and hence can be an impetus for the further expansion of these family of molecules towards both material science as well as small molecules as therapeutic agents. The great utility of this class of molecules has created a high demand for the synthetic strategies for the synthesis of this class of compounds and has thus led to various developments in synthetic organic chemistry.

## Acknowledgements

Sankalan Mondal highly acknowledges Council of Scientific and Industrial Research for Senior Research Fellowship. We would like to thank the referees for their valuable comments which helped us a great deal to improve the quality of the paper. This

is CDRI communication no 8712. We thank CSIR network project BSC 0104 for funding.

## References

- (a) F. Schmidt, R. T. Stemmler, J. Rudolph and C. Bolm, *Chem. Soc. Rev.*, 2006, **35**, 454; (b) M. W. Paixao, A. L. Braga and D. S. Ludtke, *J. Braz. Chem. Soc.*, 2008, **19**(5), 813.
- (a) M. Braun, *Angew. Chem., Int. Ed.*, 1996, **35**(5), 519; (b) G. P. Cozzi, F. Berfatti and L. Zoli, *Angew. Chem., Int. Ed.*, 2009, **48**, 1313; (c) L. Zhang, L. Cui, X. Li, J. Li, S. Luo and P. J. Chen, *Chem.-Eur. J.*, 2010, **16**, 2045; (d) G. Bergonzini, S. Vera and P. Melchiorre, *Angew. Chem., Int. Ed.*, 2010, **49**, 9685; (e) E. Emer, R. Sinisi, G. M. Capdevila, D. Petruzzello, F. Vincentiis and G. P. Cozzi, *Eur. J. Org. Chem.*, 2011, 647; (f) M. Shibata, M. Ikeda, K. Motoyama, Y. Miyake and Y. Nishibayashi, *Chem. Commun.*, 2012, **48**, 9528; (g) J. Xiao, K. Zhao and P. T. Loh, *Chem. Commun.*, 2012, **48**, 3548; (h) L. Song, X. Q. Guo and C. X. Li, *Angew. Chem., Int. Ed.*, 2012, **51**, 1899; (i) M. Trifonidou and G. C. Kokotos, *Eur. J. Org. Chem.*, 2012, 1563; (j) B. Xu, L. Z. Guo, Y. W. Jin, P. Z. Wang, G. Y. Peng and X. Q. Guo, *Angew. Chem., Int. Ed.*, 2012, **51**, 1059.
- (a) K. Nakata, Y. Onda, K. Ono and I. Shiina, *Tetrahedron Lett.*, 2010, **51**, 5666; (b) I. Shiina, K. Nakata, K. Ono, Y. Onda and M. Itagaki, *J. Am. Chem. Soc.*, 2010, **132**(33), 11629.
- (a) S. K. Manna, M. K. Parai and G. Panda, *Tetrahedron Lett.*, 2011, **52**, 5951; (b) S. K. Das, R. Singh and G. Panda, *Eur. J. Org. Chem.*, 2009, 4757.
- L. Boymond, M. Rottlander, G. Cahiez and P. Knochel, *Angew. Chem., Int. Ed.*, 1998, **37**, 1701.
- I. Sapountzis and P. Knochel, *Angew. Chem., Int. Ed.*, 2002, **41**(9), 1610.
- A. Krasovskiy and P. Knochel, *Angew. Chem., Int. Ed.*, 2004, **43**, 3333.
- F. Kopp, A. Krasovskiy and P. Knochel, *Chem. Commun.*, 2004, 2288.
- A. Inoue, K. Kitagawa, H. Shinokubo and K. Oshima, *J. Org. Chem.*, 2001, **66**(12), 4333.
- M. Durandetti, J. Perichon and J. Y. Nedelec, *Tetrahedron Lett.*, 1999, **40**, 9009.
- M. Durandetti, J. Y. Nedelec and J. Perichon, *Org. Lett.*, 2001, **3**(13), 2073.
- K. K. Majumdar and H. C. Cheng, *Org. Lett.*, 2000, **2**(15), 2295.
- G. Takahashi, E. Shirakawa, T. Tsuchimoto and Y. Kawakami, *Chem. Commun.*, 2005, 1459.
- L. Zhou, X. Du, R. He, Z. Ci and M. Bao, *Tetrahedron Lett.*, 2009, **50**, 406.
- J. Bouffard and K. Itami, *Org. Lett.*, 2009, **11**(19), 4410.
- C. H. Xing and Q. S. Hu, *Tetrahedron Lett.*, 2010, **51**, 924.
- C. J. Li, *J. Am. Chem. Soc.*, 2000, **122**, 9538.
- S. U. K. Son, S. B. Kim, J. A. Reingold, G. B. Carpenter and D. A. Sweigart, *J. Am. Chem. Soc.*, 2005, **127**, 12238.
- J. R. White, G. J. Price, P. K. Plucinski and C. G. Frost, *Tetrahedron Lett.*, 2009, **50**, 7365.
- T. Yamamoto, T. Ohta and T. Ito, *Org. Lett.*, 2005, **7**(19), 4153.
- K. Suzuki, T. Arao, S. Ishii, Y. Maeda, K. Kondo and T. Aoyama, *Tetrahedron Lett.*, 2006, **47**, 5789.
- P. He, Y. Lu, C. G. Dong and Q. S. Hu, *Org. Lett.*, 2007, **9**(2), 343.
- P. He, Y. Lu and Q. S. Hu, *Tetrahedron Lett.*, 2007, **48**, 5283.
- C. Qin, H. Wu, J. Cheng, X. Chen, M. Liu, W. Zhang, W. Su and J. Ding, *J. Org. Chem.*, 2007, **72**, 4102.
- A. Yu, B. Cheng, Y. Wu, J. Li and K. Wei, *Tetrahedron Lett.*, 2008, **49**, 5405.
- M. Kuriyama, R. Shimazawa and R. Shirai, *J. Org. Chem.*, 2008, **73**, 1597.
- M. Kuriyama, R. Shimazawa, T. Enomoto and R. Shirai, *J. Org. Chem.*, 2008, **73**, 6939.
- M. Kuriyama, N. Ishiyama, R. Shimazawa and O. Onomura, *Tetrahedron*, 2010, **66**, 6814.
- Y. Luo and J. Wu, *Chem. Commun.*, 2010, **46**, 3785.
- Y. X. Liao, H. C. Xing, P. He and Q. S. Hu, *Org. Lett.*, 2008, **10**(12), 2509.
- H. Zheng, Q. Zhang, J. Chen, M. Liu, S. Cheng, J. Ding, H. Wu and W. Su, *J. Org. Chem.*, 2009, **74**, 943.
- Y. X. Liao and Q. S. Hu, *J. Org. Chem.*, 2011, **76**, 7602.
- T. Zou, S. S. Pi and J. H. Li, *Org. Lett.*, 2009, **11**(2), 453.
- X. Jia, L. Fang, A. Lin, Y. Pan and C. Zhu, *Synlett*, 2009, 495.
- A. Jasat and J. C. Sherman, *Chem. Rev.*, 1999, **99**(4), 931.
- J. C. Ma and D. A. Dougherty, *Chem. Rev.*, 1997, **97**, 1303.
- (a) M. M. Conn and J. Rebek, Jr, *Chem. Rev.*, 1997, **97**, 1647; (b) M. Alami, S. Messaoudi, A. Hamze, O. Provot, J. D. Brion, J. M. Liu, J. Bignon and J. Bakala, International Patent, Patent Number WO/2009/147217A1, December 10 2009; (c) A. V. Chetsov, M. Aoyagi, A. Aleshin, E. C. W. Yu, T. Gilliland, D. Zhai, A. A. Bobkov, J. C. Reed, R. C. Liddington and R. Abagya, *J. Med. Chem.*, 2010, **53**, 3899; (d) Q. Z. Hu, L. N. Yin, C. Jagusch, U. E. Hille and R. W. Hartmann, *J. Med. Chem.*, 2010, **53**, 5049; (e) S. Messaoudi, A. Hamze, O. Provot, B. Treguier, J. R. De Losada, J. Bignon, J. M. Liu, J. Wdzieczak-Bakala, S. Thoret, J. Dubois, J. D. Brion and M. Alami, *ChemMedChem*, 2011, **6**, 488; (f) T. P. Pathak, K. M. Gligorich, B. E. Welm and M. S. Sigman, *J. Am. Chem. Soc.*, 2010, **132**, 7870; (g) C. Canel, R. M. Moraes, F. E. Dyan and D. Ferreira, *Phytochemistry*, 2000, **54**, 115; (h) C. Tsutsui, Y. Yamada, M. Ando, D. Toyama, J. L. Wu, L. Wang, S. Taketani and T. Kataoka, *Bioorg. Med. Chem. Lett.*, 2009, **19**, 4084; (i) P. V. Kerrebroeck, K. Kreder, U. Jonas, N. Zinner and A. Wein, *Urology*, 2001, **57**(3), 414; (j) L. Gennari, D. Merlotti, G. Martini and R. Nuti, *Expert Opin. Invest. Drugs*, 2006, **15**, 1091.
- P. E. Georgiou, *J. Org. Chem.*, 1995, **60**, 7284.
- S. Fukuzawa, T. Tsuchimoto and T. Hiyama, *J. Org. Chem.*, 1997, **62**, 151.
- T. Tsuchimoto, K. Tobita, T. Hiyama and S. Fukuzawa, *J. Org. Chem.*, 1997, **62**, 6997.
- H. B. Sun, R. Hua and Y. Yin, *Tetrahedron Lett.*, 2006, **47**, 2291.



- 42 H. B. Sun, B. Li, S. Chen, J. Li and R. Hua, *Tetrahedron*, 2007, **63**, 10185.
- 43 V. Y. Sosnovskikh and R. A. Irgashev, *Tetrahedron Lett.*, 2007, **48**, 7436.
- 44 M. M. Rudolf and B. Myrboh, *Indian Chem. Eng., Sect. B*, 2009, **48**, 146.
- 45 O. Mendoza, G. Rossey and L. Ghosez, *Tetrahedron Lett.*, 2011, **52**, 2235.
- 46 J. Gao, J. Q. Wang, Q. W. Song and L. N. He, *Green Chem.*, 2011, **13**, 1182.
- 47 K. Tangdenpaisal, W. Phakhodee, S. Ruchirawat and P. Ploypradith, *Tetrahedron*, 2013, **69**, 933.
- 48 J. Barluenga, M. T. Gamasa, F. Aznar and C. Valdés, *Nat. Chem.*, 2009, **1**, 494.
- 49 M. M. Khodaei and E. Nazari, *Tetrahedron Lett.*, 2012, **53**, 5131.
- 50 Y. Y. Ku, R. R. Patel and D. P. Sawick, *Tetrahedron Lett.*, 1996, **37**(12), 1949.
- 51 J. Srogl, G. D. Allred and L. S. Liebeskind, *J. Am. Chem. Soc.*, 1997, **119**, 12376.
- 52 S. Zhang, D. Marshall and L. S. Liebeskind, *J. Org. Chem.*, 1999, **64**, 2796.
- 53 S. Chowdhury and P. E. Georghiou, *Tetrahedron Lett.*, 1999, **40**, 7599.
- 54 I. Pérez, J. P. Sestelo and L. A. Sarandeses, *J. Am. Chem. Soc.*, 2001, **123**, 4155.
- 55 L. Botella and C. Nájera, *Angew. Chem., Int. Ed.*, 2002, **41**, 179.
- 56 S. Langle, M. Abarbri and A. Duchêne, *Tetrahedron Lett.*, 2003, **44**, 9255.
- 57 S. M. Nobre, S. I. Wolke, R. G. da Rosa and A. L. Monteiro, *Tetrahedron Lett.*, 2004, **45**, 6527.
- 58 B. P. Bandgar, S. V. Bettigeri and J. Phopase, *Tetrahedron Lett.*, 2004, **45**, 6959.
- 59 S. M. Nobre and A. L. Monteiro, *Tetrahedron Lett.*, 2004, **45**, 8225.
- 60 R. Kuwano and M. Yokogi, *Org. Lett.*, 2005, **7**(5), 945.
- 61 R. Kuwano and M. Yokogi, *Chem. Commun.*, 2005, 5899.
- 62 M. McLaughlin, *Org. Lett.*, 2005, **7**(22), 4875.
- 63 R. Singh, M. S. Viciu, N. Kramareva, O. Navarro and S. P. Nolan, *Org. Lett.*, 2005, **7**(9), 1829.
- 64 C. Song, Y. Ma, Q. Chai, C. Ma, W. Jiang and M. B. Andrus, *Tetrahedron*, 2005, **61**, 7438.
- 65 Y. Zhang, M. T. Feng and J. M. Lu, *Org. Biomol. Chem.*, 2013, **11**, 2266.
- 66 A. Cwik, Z. Hell and F. Figueras, *Org. Biomol. Chem.*, 2005, **3**, 4307.
- 67 C. M. Crawforth, I. J. S. Fairlamb, A. R. Kapdi, J. L. Serrano, R. J. K. Taylor and G. Sanchez, *Adv. Synth. Catal.*, 2006, **348**, 405.
- 68 G. A. Molander and M. D. Elia, *J. Org. Chem.*, 2006, **71**, 9198.
- 69 C. M. Crawforth, S. Burling, I. J. S. Fairlamb, A. R. Kapdi, R. J. K. Taylor and A. C. Whitwood, *Tetrahedron*, 2005, **61**, 9736.
- 70 J. M. Burns, I. J. S. Fairlamb, R. A. Kapdi, P. Sehnaal and R. J. K. Taylor, *Org. Lett.*, 2007, **9**(26), 5397.
- 71 D. Srimani and A. Sarkar, *Tetrahedron Lett.*, 2008, **49**, 6304.
- 72 J. R. Schmink and M. T. Tudge, *Tetrahedron Lett.*, 2013, **54**, 15.
- 73 B. Inés, I. Moreno, R. S. Martin and E. Domínguez, *J. Org. Chem.*, 2008, **73**, 8448.
- 74 T. Z. Nichele and A. L. Monteiro, *Tetrahedron Lett.*, 2007, **48**, 7472.
- 75 R. Ghosh and A. Sarkar, *J. Org. Chem.*, 2010, **75**, 8283.
- 76 D. Srimani, A. Bej and A. Sarkar, *J. Org. Chem.*, 2010, **75**, 4296.
- 77 S. Y. Park, M. Kang, J. E. Yie, J. M. Kim and I. M. Lee, *Tetrahedron Lett.*, 2005, **46**, 2849.
- 78 C. C. Kofink and P. Knochel, *Org. Lett.*, 2006, **8**(18), 4121.
- 79 M. Amatore and C. Gosmini, *Chem. Commun.*, 2008, 5019.
- 80 R. B. Bedford, M. Huwe and M. C. Wilkinson, *Chem. Commun.*, 2009, 600.
- 81 C. Duplais, A. Krasovskiy, A. Wattenberg and B. H. Lipshutz, *Chem. Commun.*, 2010, **46**, 562.
- 82 E. G. Dennis, D. W. Jeffery, M. V. Perkins and P. A. Smith, *Tetrahedron*, 2011, **67**, 2125.
- 83 M. Rottländer and P. Knochel, *Tetrahedron Lett.*, 1997, **38**(10), 1749.
- 84 S. L. Hargreaves, B. L. Pilkington, S. E. Russell and P. A. Worthington, *Tetrahedron Lett.*, 2000, **41**, 1653.
- 85 A. G. Martínez, J. O. Barcina, M. d. R. C. Heras and A. d. F. Cerezo, *Org. Lett.*, 2000, **2**(10), 1377.
- 86 S. H. Kim and R. D. Rieke, *J. Org. Chem.*, 2000, **65**, 2322.
- 87 C. Vanier, F. Lorgé, A. Wagner and C. Mioskowski, *Angew. Chem., Int. Ed.*, 2000, **39**, 1679.
- 88 K. Itami, M. Mineno, T. Kamei and J. Yoshida, *Org. Lett.*, 2002, **4**(21), 3635.
- 89 A. Flaherty, A. Trunkfield and W. Barton, *Org. Lett.*, 2005, **7**(22), 4975.
- 90 K. Endo, T. Ishioka, T. Ohkubo and T. Shibata, *J. Org. Chem.*, 2012, **77**, 7223.
- 91 M. A. Schade, A. Metzger, S. Hug and P. Knochel, *Chem. Commun.*, 2008, 3046.
- 92 L. S. Chupak, J. P. Wolkowski and Y. A. Chantigny, *J. Org. Chem.*, 2009, **74**, 1388.
- 93 S. Fan, C. Y. He and X. Zhang, *Chem. Commun.*, 2010, **46**, 4926.
- 94 R. Shang, Z. Huang, L. Chu, Y. Fu and L. Liu, *Org. Lett.*, 2011, **13**(16), 4240.
- 95 J. R. Schmink and N. E. Leadbeater, *Org. Lett.*, 2009, **11**(12), 2575.
- 96 F. Zhao, Q. Tan, F. Xiao, S. Zhang and G. J. Deng, *Org. Lett.*, 2013, **15**(7), 1520.
- 97 B. Hatano and H. Tagaya, *Tetrahedron Lett.*, 2003, **44**, 6331.
- 98 L. Hermite, G. A. Nathalie, O. Provot, J. F. Peyrat, M. Alami and J. D. Brion, *Tetrahedron*, 2006, **62**, 11994.
- 99 M. Jereb and D. Vražič, *Org. Biomol. Chem.*, 2013, **11**, 1978.
- 100 B. Q. Wang, S. K. Xiang, Z. P. Sun, B. T. Guan, P. Hu, K. Q. Zhao and Z. J. Shi, *Tetrahedron Lett.*, 2008, **49**, 4310.
- 101 G. A. Kraus and D. Chaudhary, *Tetrahedron Lett.*, 2012, **53**, 7072.
- 102 S. Podder, J. Choudhury and S. Roy, *J. Org. Chem.*, 2007, **72**, 3129.
- 103 S. Roy, S. Podder and J. Choudhury, *J. Chem. Sci.*, 2008, **120**(5), 429.



- 104 A. Martins and M. Lautens, *Org. Lett.*, 2008, **10**(21), 5095.
- 105 A. Kumar, M. Kumar and M. K. Gupta, *Tetrahedron Lett.*, 2009, **50**, 7024.
- 106 T. P. Pathak, J. G. Osiak, R. M. Vaden, B. E. Welm and M. S. Sigman, *Tetrahedron*, 2012, **68**, 5203.
- 107 N. Sakai, K. Kawana, R. Ikeda, Y. Nakaike and T. Konakahara, *Eur. J. Org. Chem.*, 2011, 3178.
- 108 J. B. Gianino and B. L. Ashfeld, *J. Am. Chem. Soc.*, 2012, **134**, 18217.
- 109 (a) C. D. Mason and F. F. Nord, *J. Org. Chem.*, 1951, **16**, 722; (b) C. D. Mason and F. F. Nord, *J. Org. Chem.*, 1952, **17**, 778; (c) C. A. Gindre, C. G. Screttas, C. Fiorini, C. Schmidt and J. M. Nunzi, *Tetrahedron Lett.*, 1999, **40**, 7413; (d) S. Sengupta and P. Purkayastha, *Org. Biomol. Chem.*, 2003, **1**, 436; (e) D. A. Stetsenko, E. N. Lubyako, V. K. Potapov, T. L. Azhikina and E. D. Sverdiov, *Tetrahedron Lett.*, 1996, **37**, 3571; (f) M. Baptista and G. Indig, *Chem. Commun.*, 1997, 1791; (g) R. Schirmmacker, W. Hamkens, M. Piel, U. Schmitt, H. Luddens, C. Hiemke and F. Rosch, *J. Labelled Compd. Radiopharm.*, 2001, **44**, 627; (h) M. Ota, S. Otani and K. Kobayashi, *Chem. Lett.*, 1989, 1175; (i) L. Strekowski, H. Lee, S. Y. Lin, A. Czarny and D. V. Deerveer, *J. Org. Chem.*, 2000, **65**, 7703; (j) A. Noack, A. Schroder and H. Hartmann, *Angew. Chem., Int. Ed.*, 2001, **40**, 3008; (k) T. W. Greene and P. G. M. Wuts, *Protective Groups in Organic Synthesis*, Wiley, New York, 3rd edn, 1999; (l) M. J. Sabacky, S. M. Johnson, J. C. Martin and I. C. Paul, *J. Am. Chem. Soc.*, 1969, **91**(26), 7542; (m) H. Kurata, H. Nakaminami, K. Matsumoto, K. Takeshi and M. Oda, *Chem. Commun.*, 2001, 529; (n) S. E. Denmark and C. T. Chen, *Tetrahedron Lett.*, 1994, **35**, 4327; (o) D. Magdziak, L. H. Pettus and T. R. R. Pettus, *Org. Lett.*, 2001, **3**(4), 557; (p) C. T. Chen and S. D. Dao, *J. Org. Chem.*, 1999, **64**, 1090.
- 110 (a) D. F. Duxbury, *Chem. Rev.*, 1993, **93**, 381; (b) M. S. Shchepinov and V. A. Korshun, *Chem. Soc. Rev.*, 2003, **32**, 170; (c) V. Nair, S. Thomas, S. C. Mathew and K. G. Abhilash, *Tetrahedron*, 2006, **62**, 6731.
- 111 (a) J. Esquivias, R. G. Arrayás and J. C. Carretero, *Angew. Chem., Int. Ed.*, 2006, **45**, 629; (b) I. Alonso, J. Esquivias, R. G. Arrayás and J. C. Carretero, *J. Org. Chem.*, 2008, **73**, 6401; (c) Z. Wang, X. Sun and J. Wu, *Tetrahedron*, 2008, **64**, 5013.
- 112 S. Shirakawa and S. Kobayashi, *Org. Lett.*, 2006, **8**(21), 4939.
- 113 Q. L. He, F. L. Sun, X. J. Zheng and S. L. You, *Synlett*, 2009, 7, 1111.
- 114 M. Wilsdorf, D. Lechnitz and H. U. Reissig, *Org. Lett.*, 2013, **15**(10), 2494.
- 115 S. Kumar, V. Malik, N. Kaur and K. Kaur, *Tetrahedron Lett.*, 2006, **47**, 8483.
- 116 X. Wang, Y. Wang, D. M. Du and J. Xu, *J. Mol. Catal. A: Chem.*, 2006, **255**, 31.
- 117 S. Podder, J. Choudhury, U. K. Roy and S. Roy, *J. Org. Chem.*, 2007, **72**, 3100.
- 118 P. N. Chatterjee, A. K. Maity, S. S. Mohapatra and S. Roy, *Tetrahedron*, 2013, **69**, 2816.
- 119 M. Periasamy, N. Kishorebabu and K. N. Jayakumar, *Tetrahedron Lett.*, 2007, **48**, 1955.
- 120 J. S. Yadav, D. C. Bhunia, K. V. Krishna and P. Srihar, *Tetrahedron Lett.*, 2007, **48**, 8306.
- 121 M. Kodomari, M. Nagamatsu, M. Akaike and T. Aoyama, *Tetrahedron Lett.*, 2008, **49**, 2537.
- 122 C. R. Liu, M. B. Li, C. F. Yang and S. K. Tian, *Chem. Commun.*, 2008, 1249.
- 123 S. Genovese, F. Epifano, C. Pelucchini and M. Curini, *Eur. J. Org. Chem.*, 2009, 1132.
- 124 C. S. Reddy, A. Nagaraj, A. Srinivas and G. P. Reddy, *Indian Chem. Eng., Sect. B*, 2009, **48**, 248.
- 125 M. A. Pasha and S. Nagashree, *Int. J. Res. Chem. Environ.*, 2013, **3**(2), 54.
- 126 P. Thirupathi and S. S. Kim, *J. Org. Chem.*, 2009, **74**, 7755.
- 127 P. Thirupathi and S. S. Kim, *J. Org. Chem.*, 2010, **75**, 5240.
- 128 G. Panda, J. K. Mishra, Shagufta, T. C. Dinadayalane, G. N. Sastry and D. S. Negi, *Indian Chem. Eng., Sect. B*, 2006, **45**, 276.
- 129 P. Singh, S. K. Dinda, Shagufta and G. Panda, *RSC Adv.*, 2013, **3**, 12100.
- 130 G. K. Surya Prakash, C. Panja, A. Shakhmin, E. Shah, T. Mathew and G. A. Olah, *J. Org. Chem.*, 2009, **74**, 8659.
- 131 (a) T. Shinsuke, F. Shibahara, T. Maruyama and T. Murai, *Chem. Commun.*, 2009, 7009; (b) J. Jaratjaroonphong, S. Sathalalai, P. Techasauvapak and V. Reutrakul, *Tetrahedron Lett.*, 2009, **50**, 6012.
- 132 P. Thirupathi and S. S. Kim, *Tetrahedron*, 2010, **66**, 2995.
- 133 Y. Leng, F. Chen, L. Zuo and W. Duan, *Tetrahedron Lett.*, 2010, **51**, 2370.
- 134 S. K. Das, Shagufta and G. Panda, *Tetrahedron Lett.*, 2005, **46**, 3097.
- 135 G. K. SuryaPrakash, G. Fogassy and G. A. Olah, *Catal. Lett.*, 2010, **138**, 155.
- 136 A. S. Gothelf, T. Hansen and K. A. Jørgensen, *J. Chem. Soc., Perkin Trans. 1*, 2001, 854.
- 137 G. R. Bardajee, *Beilstein J. Org. Chem.*, 2011, **7**, 135.
- 138 I. M. Baltork, M. Moghadam, S. Tangestaninejad, V. Mirkhani, M. K. Abbasabadi and H. R. Khavasi, *Eur. J. Org. Chem.*, 2011, 1357.
- 139 H. Hikawa, H. Suzuki, Y. Yokoyama and I. Azumaya, *J. Org. Chem.*, 2013, **78**, 6714.
- 140 T. Niwa, H. Yorimitsu and K. Oshima, *Org. Lett.*, 2007, **9**(12), 2373.
- 141 J. Y. Yu and R. Kuwano, *Org. Lett.*, 2008, **10**(5), 973.
- 142 G. I. McGrew, J. Temaismithi, P. J. Carroll and P. J. Walsh, *Angew. Chem., Int. Ed.*, 2010, **49**, 5541.
- 143 J. Zhang, A. Bellomo, A. D. Creamer, S. D. Dreher and P. J. Walsh, *J. Am. Chem. Soc.*, 2012, **134**, 13765.
- 144 A. Bellomo, J. Zhang, N. Trongsiwat and P. J. Walsh, *Chem. Sci.*, 2013, **4**, 849.
- 145 G. Song, Y. Su, X. Gong, K. Han and X. Li, *Org. Lett.*, 2011, **13**(8), 1968.
- 146 D. G. Yu, X. Wang, R. Y. Zhu, S. Luo, X. B. Zhang, B. Q. Wang, L. Wang and Z. J. Shi, *J. Am. Chem. Soc.*, 2012, **134**, 14638.
- 147 Y. Xia, F. Hu, Z. Liu, P. Qu, R. Ge, C. Ma, Y. Zhang and J. Wang, *Org. Lett.*, 2013, **15**(7), 1784.

- 148 J. González, J. González, C. P. Calleja, L. A. López and R. Vicente, *Angew. Chem., Int. Ed.*, 2013, **52**, 5853.
- 149 H. Hikawa and Y. Yokoyama, *RSC Adv.*, 2013, **3**, 1061.
- 150 H. Hikawa, H. Suzuki, Y. Yokoyama and I. Azumaya, *Catalysts*, 2013, **3**, 486.
- 151 A. R. Katritzky, V. Gupta, C. Garot, C. V. Stevens and M. F. Gordeev, *Heterocycles*, 1994, **38**(2), 345.
- 152 V. Shevchenko and R. Engel, *Heteroat. Chem.*, 1997, **8**(6), 501.
- 153 A. R. Katritzky and D. Toader, *J. Org. Chem.*, 1997, **62**, 4137.
- 154 N. Mibu and K. Sumoto, *Chem. Pharm. Bull.*, 2000, **48**(11), 1810.
- 155 S. Lin and X. Lu, *J. Org. Chem.*, 2007, **72**, 9757.
- 156 M. A. Zolfigol, P. Salehi, M. Shiri, A. Sayadi, A. Abdoli, H. Keypour, M. N. Rezaeivala and K. E. Kolvari, *Mol. Diversity*, 2008, **12**, 203.
- 157 A. Khazaei, M. N. S. Rad, K. M. Moradian, M. K. Borazjani and M. H. Zebardian, *S. Afr. J. Chem.*, 2011, **64**, 120.
- 158 M. I. Baltork, M. Moghadam, S. Tangestaninejad, V. Mirkhani, M. K. Abbasabdi and M. A. Zolfigol, *J. Iran. Chem. Soc.*, 2011, **8**(3), 840.
- 159 T. Aoyama, S. Kubota, T. Takido and M. Kodomari, *Chem. Lett.*, 2011, **40**, 484.
- 160 R. Ahmad, A. Riahi and P. Langer, *Tetrahedron Lett.*, 2009, **50**, 1490.
- 161 R. A. Khera, I. Ullah, R. Ahmad, A. Riahi, N. T. Hung, M. Sher, A. Villinger, C. Fischer and P. Langer, *Tetrahedron*, 2010, **66**, 1643.
- 162 H. Li, J. Yang, Y. Liu and Y. Li, *J. Org. Chem.*, 2009, **74**, 6797.
- 163 R. Singh and G. Panda, *Org. Biomol. Chem.*, 2010, **8**, 1097.
- 164 F. He, P. Li, Y. Gu and G. Li, *Green Chem.*, 2009, **11**, 1767.
- 165 J. A. McCubbin and O. V. Krokhnin, *Tetrahedron Lett.*, 2010, **51**, 2447.
- 166 M. Barbero, S. Cadamuro, S. Dughera, C. Magistris and P. Venturello, *Org. Biomol. Chem.*, 2011, **9**, 8393.
- 167 C. Brugnara, J. Halperin, E. M. Bellot, M. Froimowitz, R. J. Lombardy and J. J. Clifford, International Patent, Patent Number WO 97/34589, 25 September 1997.
- 168 I. Chen, A. McDougal, F. Wang and S. Safe, *Carcinogenesis*, 1998, **19**(9), 1631.
- 169 A. McDougal, S. M. Gupta, K. Ramamoorthy, G. Sun and S. H. Safe, *Cancer Lett.*, 2000, **151**(2), 169.
- 170 A. McDougal, S. M. Gupta, D. Morrow, K. Ramamoorthy, J. E. Lee and S. H. Safe, *Breast Cancer Res. Treat.*, 2001, **66**, 147.
- 171 C. Qin, D. Morrow, J. Stewart, K. Spencer, W. Porter, R. Smith, T. Phillips, M. Abdelrahim, I. Samudio and S. Safe, *Mol. Cancer Ther.*, 2004, **3**, 247.
- 172 S. Chintharlapalli, R. Smith, I. Samudio, W. Zhang and S. Safe, *Cancer Res.*, 2004, **64**, 5994.
- 173 R. Contractor, I. Samudio, J. Estrov, Z. D. Harris, J. A. McCubrey, S. H. Safe, M. Andreeff and M. Konopleva, *Cancer Res.*, 2005, **65**, 2890.
- 174 M. Abdelrahim, K. Newman, K. Vanderlaag, I. Samudio and S. Safe, *Carcinogenesis*, 2006, **27**(4), 717.
- 175 M. Wainwright, S. M. Burrow, S. G. R. Guinot, D. A. Phoenix and J. Waring, *Cytotechnology*, 1999, **29**, 35.
- 176 G. L. Indig, G. S. Anderson, M. G. Nichols, J. A. Bartlett, W. S. Mellon and F. Sieber, *J. Pharmaceut. Sci.*, 2000, **89**(1), 88.
- 177 S. DeBonis, D. A. Skoufias, L. Lebeau, R. Lopez, G. Robin, R. L. Margolis, R. H. Wade and F. Kozielski, *Mol. Cancer Ther.*, 2004, **3**, 1079.
- 178 D. A. Skoufias, S. DeBonis, Y. Saoudi, L. Lebeau, I. Crevel, R. Cross, R. H. Wade, D. Hackney and F. Kozielski, *J. Biol. Chem.*, 2006, **281**(26), 17559.
- 179 N. Ogo, S. Oishi, K. Matsuno, J. I. Sawada, F. Nobutaka and A. Asai, *Bioorg. Med. Chem. Lett.*, 2007, **17**, 3921.
- 180 R. A. Al-Qawasmeh, Y. Lee, M. Y. Cao, X. Gu, A. Vassilakos, A. J. Wright and A. Young, *Bioorg. Med. Chem. Lett.*, 2004, **14**, 347.
- 181 A. Natarajan, Y. H. Fan, H. Chen, Y. Guo, J. Iyasere, F. Harbinski, W. J. Christ, H. Aktas and J. A. Halperin, *J. Med. Chem.*, 2004, **47**, 1882.
- 182 A. Natarajan, Y. Guo, F. Harbinski, Y. H. Fan, H. Chen, L. Luus, J. Diercks, H. Aktas, M. Chorev and J. A. Halperin, *J. Med. Chem.*, 2004, **47**, 4979.
- 183 S. H. D. Lacerda, B. Abraham, T. C. Stringfellow and G. L. Indig, *Photochem. Photobiol.*, 2005, **81**, 1430.
- 184 R. S. Dothager, K. S. Putt, B. J. Allen, B. J. Leslie, V. Nesterenko and P. J. Hergenrother, *J. Am. Chem. Soc.*, 2005, **127**, 8686.
- 185 R. Palchaudhuri, V. Nesterenko and P. J. Hergenrother, *J. Am. Chem. Soc.*, 2008, **130**(31), 10274.
- 186 J. L. Arbiser, International Patent, Patent Number US 2010/0189762 A1, 29 July 2010.
- 187 M. R. Saberi, T. K. Vinh, S. W. Yee, N. B. J. Griffiths, P. J. Evans and C. Simons, *J. Med. Chem.*, 2006, **49**, 1016.
- 188 Shagufta, A. K. Srivastava, R. Sharma, R. Mishra, A. K. Balapure, P. S. R. Murthy and G. Panda, *Bioorg. Med. Chem.*, 2006, **14**, 1497.
- 189 M. Recanatini, A. Bisi, A. Cavalli, F. Belluti, S. Gobbi, A. Rampa, P. Valenti, M. Palzer, A. Paluszczak and R. W. Hartmann, *J. Med. Chem.*, 2001, **44**, 672.
- 190 B. C. A. Alessandra, B. Carlo, R. Carlo, E. G. P. A. S. Giorgio, A. Rampa, F. Belluti, L. Piazzi, P. Valenti, R. W. Hartmann and M. Recanatini, *J. Med. Chem.*, 2005, **48**, 7282.
- 191 S. Gobbi, A. Cavalli, M. Negri, K. E. Schewe, F. Belluti, L. Piazzi, R. W. Hartmann, M. Recanatini and A. Bisi, *J. Med. Chem.*, 2007, **50**, 3420.
- 192 S. Gobbi, C. Zimmer, F. Belluti, A. Rampa, R. W. Hartmann, R. Maurizio and A. Bisi, *J. Med. Chem.*, 2010, **53**, 5347.
- 193 P. M. Wood, L. W. L. Woo, A. Humphreys, S. K. Chander, A. Purohit, M. J. Reed and V. L. B. Potter, *J. Steroid Biochem. Mol. Biol.*, 2005, **94**, 123.
- 194 T. Jackson, L. W. L. Woo, M. N. Trusselle, S. K. Chander, A. Purohit, M. J. Reed and B. V. L. Potter, *Org. Biomol. Chem.*, 2007, **5**, 2940.
- 195 P. M. Wood, L. W. L. Woo, J. R. Labrosse, M. N. Trusselle, S. Abbate, G. Longhi, E. Castiglioni, F. Lebon, A. Purohit, M. J. Reed and B. V. L. Potter, *J. Med. Chem.*, 2008, **51**, 4226.
- 196 L. W. L. Woo, T. Jackson, A. Putey, G. Cozier, P. Leonard, K. R. Acharya, S. K. Chander, A. Purohit, M. J. Reed and B. V. L. Potter, *J. Med. Chem.*, 2010, **53**, 2155.

- 197 A. Stefanachi, A. D. Favia, O. Nicolotti, F. Leonetti, L. Pisani, M. Catto, C. Zimmer, R. W. Hartmann and A. Carotti, *J. Med. Chem.*, 2011, **54**, 1613.
- 198 L. Yin, Q. Hu and R. W. Hartmann, *J. Med. Chem.*, 2013, **56**, 460.
- 199 K. J. Saliba and K. Kirk, *Trans. R. Soc. Trop. Med. Hyg.*, 1998, **92**, 666.
- 200 T. Tiffert, H. Ginsburg, M. Krugliak, B. C. Elford and V. L. Lew, *Proc. Natl. Acad. Sci. U. S. A.*, 2000, **97**(1), 331.
- 201 (a) V. Trivedi, P. Chand, K. Srivastava, S. K. Puri, P. R. Maulik and U. Bandyopadhyay, *J. Biol. Chem.*, 2005, **280**, 41129; (b) S. Gemma, G. Campiani, S. Butini, G. Kukreja, B. P. Joshi, M. Persico, B. Catalanotti, E. Novellino, E. Fattorusso, V. Nacci, L. Savini, D. Taramelli, N. Basilico, G. Morace, V. Yardley and C. Fattorusso, *J. Med. Chem.*, 2007, **50**, 595.
- 202 S. Kumar, S. K. Das, S. Dey, P. Maity, M. Guha, V. Choubey, G. Panda and U. Bandyopadhyay, *Antimicrob. Agents Chemother.*, 2008, **52**(2), 705.
- 203 M. Goyal, P. Singh, A. Alam, S. K. Das, M. S. Iqbal, S. Dey, S. Bindu, C. Pal, S. K. Das, G. Panda and U. Bandyopadhyay, *Free Radicals Biol. Med.*, 2012, **53**, 129.
- 204 H. Wulff, M. Miller, W. Hänsel, S. Grissmer, M. D. Cahalan and K. G. Chandy, *Proc. Natl. Acad. Sci. U. S. A.*, 2000, **97**(14), 8151.
- 205 S. J. Wai, M. S. Egbertson, L. S. Payne, T. E. Fisher, M. W. Embrey, L. O. Tran, J. Y. Melamed, H. M. Langford, J. P. Guare Jr, L. Zhuang, V. E. Grey, J. P. Vacca, M. K. Holloway, A. M. Naylor Olsen, D. J. Hazuda, P. J. Felock, A. L. Wolfe, K. A. Stillmock, W. A. Schleif, L. J. Gabryelski and S. D. Young, *J. Med. Chem.*, 2000, **43**(26), 4923; K. Sumoto, N. Mibu, K. Yokomizo and M. Uyeda, *Chem. Pharm. Bull.*, 2002, **50**(2), 298.
- 206 N. Mibu, K. Yokomizo, M. Uyeda and K. Sumoto, *Chem. Pharm. Bull.*, 2003, **51**(11), 1325.
- 207 N. Mibu, K. Yokomizo, M. Uyeda and K. Sumoto, *Chem. Pharm. Bull.*, 2005, **53**(9), 1171.
- 208 N. Mibu, K. Yokomizo, T. Miyata and K. Sumoto, *J. Heterocycl. Chem.*, 2010, **47**, 1434.
- 209 G. Panda, Shagufta, J. K. Mishra, V. Chaturvedi, A. K. Srivastava, R. Srivastava and B. S. Srivastava, *Bioorg. Med. Chem.*, 2004, **12**, 5269.
- 210 G. Panda, Shagufta, A. K. Srivastava and S. Sinha, *Bioorg. Med. Chem. Lett.*, 2005, **15**, 5222.
- 211 Shagufta, A. Kumar, G. Panda and M. I. Siddiqi, *J. Mol. Model.*, 2007, **13**, 99.
- 212 G. Panda, M. K. Parai, S. K. Das, Shagufta, M. Sinha, V. Chaturvedi, A. K. Srivastava, Y. S. Manju, A. N. Gaikwad and S. Sinha, *Eur. J. Med. Chem.*, 2007, **42**, 410.
- 213 G. Panda, M. K. Parai, A. K. Srivastava, V. Chaturvedi, Y. K. Manju and S. Sinha, *Indian J. Chem., Sect. B: Org. Chem. Incl. Med. Chem.*, 2009, **48**, 1121.
- 214 M. K. Parai, G. Panda, V. Chaturvedi, Y. K. Manju and S. Sinha, *Bioorg. Med. Chem. Lett.*, 2008, **18**, 289.
- 215 V. K. Kashyap, R. K. Gupta, R. Shrivastava, B. S. Srivastava, R. Srivastava, M. K. Parai, P. Singh, S. Bera and G. Panda, *J. Antimicrob. Chemother.*, 2012, **67**(5), 1188.
- 216 R. S. Upadhyaya, J. K. Vandavasi, N. R. Vasireddy, V. Sharma, S. S. Dixit and J. Chattopadhyaya, *Bioorg. Med. Chem.*, 2009, **17**, 2830.
- 217 A. Tafi, R. Costi, M. Botta, R. D. Santo, F. Corelli, S. Massa, A. Ciacci, F. Manetti and M. Artico, *J. Med. Chem.*, 2002, **45**, 2720.
- 218 G. A. McNaughtonSmith, J. F. Burns, J. W. Stocker, G. C. Rigdon, C. Creech, S. Arrington, T. Shelton and L. Franceschi de, *J. Med. Chem.*, 2008, **51**, 976.
- 219 L. Yin, S. Lucas, F. Maurer, U. Kazmaier, Q. Hu and R. W. Hartmann, *J. Med. Chem.*, 2012, **55**(13), 6629.
- 220 S. B. Bodendiek, C. Rubinos, M. P. Trelles, N. Coleman, D. P. Jenkins, H. Wulff and M. Srinivas, *Front. Pharmacol.*, 2012, **3**, 106.
- 221 M. J. Sabacky, S. M. Johnson, J. C. Martin and I. C. Paul, *J. Am. Chem. Soc.*, 1969, **91**, 26.
- 222 L. S. Harikrishnan, H. J. Finlay, J. X. Qiao, M. G. Kamau, J. Jiang, T. C. Wang, J. Li, C. B. Cooper, M. A. Poss, L. P. Adam, D. S. Taylor, A. Y. A. Chen, X. Yin, P. G. Sleph, R. Z. Yang, D. F. Sitkoff, M. A. Galella, D. S. Nirschl, K. V. Kirk, A. V. Miller, C. S. Huang, M. Chang, X. Q. Chen, E. M. Salvati, R. R. Wexler and R. M. Lawrence, *J. Med. Chem.*, 2012, **55**(13), 6162.
- 223 R. Boyd, E. C. R. Rasmussen, J. B. Press, R. B. Raffa, E. E. Codd, C. D. Connelly, Q. S. Li, R. P. Martinez, M. A. Lewis, H. R. Almond and A. B. Reitz, *J. Med. Chem.*, 2001, **44**, 863.