


 Cite this: *RSC Adv.*, 2026, 16, 3129

DDQ-promoted synthesis of 2-benzoylbenzofurans and benzofuro[2,3-*c*]pyridines using 2'-hydroxy ethyl cinnamate and phenacyl bromides

 Surbhi Mahender Saini,  Harshada Rambaboo Singh,  Raunak Katiyar 
 and Sandeep Chandrashekarappa *

A cascade oxidation, cyanation/cyclization facilitated by 2,3-dichloro-5,6-dicyano-1,4-benzoquinone (DDQ), has been developed as an efficient synthetic route for producing a range of 2-benzoylbenzofurans and benzofuro[2,3-*c*]pyridines from 2'-hydroxyethyl cinnamate and phenacyl bromides. Mechanistic studies indicate that the CN radical, generated through the homolytic cleavage of the C–C bond of DDQ, served as a key intermediate in the reaction. DDQ-mediated single-electron transfer initiates the cascade process of radical addition, and 1–2 addition of DDQ promotes cyclization. A wide range of bicyclic and tricyclic ring systems of benzofuran and benzofuropyridine are obtained in this methodology with moderate to good yields. This transformation features a broad substrate scope, operates under organometallic catalyst-free conditions, utilises readily accessible starting materials, and demonstrates potential for scale-up. Additionally, it allows for the simultaneous formation of two new C–C and C–N bonds in a single operation.

 Received 9th December 2025
 Accepted 2nd January 2026

DOI: 10.1039/d5ra09530a

rsc.li/rsc-advances

Introduction

Fused multi-heterocyclic scaffolds are important structural frameworks in organic chemistry and are ubiquitous in pharmacologically active synthetic and natural products. Among these scaffolds, benzofuran and benzofuropyridine have attracted the attention of synthetic and medicinal chemists, as they display potential as promising medicinal candidates.^{1–6} Due to their significant pharmacological and diagnostic potential, various methods for synthesizing benzofuran and benzofuropyridine analogues have been developed in the past two decades (Scheme 1). In 2014, Hua Zheng and colleagues synthesized analogues of 3-methyl-1-phenylbenzofuro[2,3-*c*]pyridine using a multicomponent one-pot method with 2-bromoacetophenone, a 2'-hydroxyphenyl-functionalized α,β -unsaturated ketone, and ammonium acetate.⁶ In 2014, Guodong Yin reported a one-pot method for the preparation of 1,3-diphenylbenzofuro[2,3-*c*]pyridine, using starting materials 2'-hydroxychalcones, α -bromoketones, and ammonium acetate.⁷ (Scheme 1a) In 2020, Jiuxi Chen described a palladium-catalyzed direct C–H addition and cyclization of 2-(cyanomethoxy)chalcones with thiophenes, resulting in analogues of 3-aryl-1-(thiophe-2-yl)benzofuro[2,3-*c*]pyridines.⁸ (Scheme 1b) In 2022, G. Clarkson and S. Roesner introduced a multi-metal

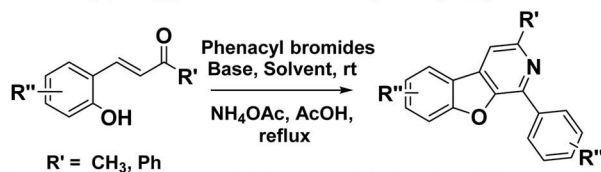
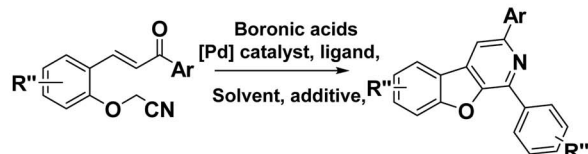
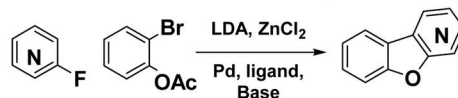
catalyzed one-pot process for synthesizing benzofuropyridines and dibenzofurans using fluoropyridines and 2-bromophenyl acetates⁹ (Scheme 1c).

In 2023, Nirmal K. Rana demonstrated a stereoselective synthesis of *trans*-2,3-dihydrobenzofurans with reusable Merrifield resin-anchored pyridinium ylide and *ortho*-hydroxy chalcones. Additionally, the synthesized *trans*-2,3-dihydrobenzofuran was subjected to cyclization and aromatization with ammonium acetate to obtain 1,3-diphenylbenzofuro[2,3-*c*]pyridine.¹⁰ In 2022, Jiuxi Chen published a study detailing the synthesis of the 1,3-diarylbenzofuro[2,3-*c*]pyridine framework through a Pd(II)-catalyzed reaction between 2-(cyanomethoxy)chalcones and aryl boronic acids.¹¹ In 2017, Hai-Lei Cui reported a metal-free one-pot synthesis of benzofurans from ynones and quinones *via* an aza-Michael/Michael/annulation sequence.¹² (Scheme 1b) In 2025, Nirmal K. Rana developed a chiral thiourea-catalyzed asymmetric synthesis of *trans*-2,3-dihydrobenzofurans through cascade Michael addition and oxa-substitution, using an *in situ* pyridinium ylide and inorganic base.¹³ The existing methods for preparing benzofuropyridines involve multiple reaction steps and specific conditions. The previous techniques in literature employed harsh conditions and utilized expensive starting materials, reagents, and organometallic catalysts. Most studies focus on synthesizing benzofuro[3,2-*b*]pyridines, with limited research on benzofuro[2,3-*c*]pyridine scaffolds, which restricts their functionalization, industrial production, and applications. A straightforward method for preparing benzofuro[2,3-*c*]pyridine compounds using readily accessible starting materials, non-

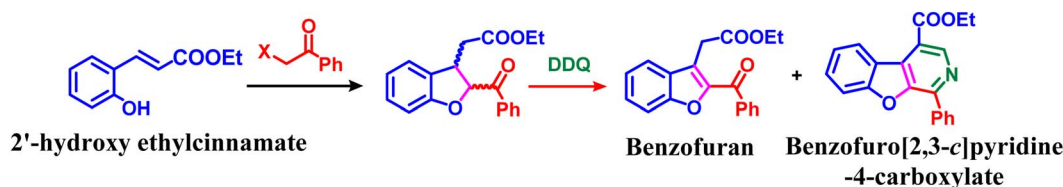
Department of Medicinal Chemistry, National Institute of Pharmaceutical Education and Research, Raebareli (NIPER-R), Lucknow, UP-226002, India. E-mail: c.sandeep@niperrarebareli.edu.in; c.sandeep@niperrbl.ac.in; Fax: +91-522-2975587; Tel: +91-522-2499703



Previous work

(a.) Synthesis of benzofuro[2,3-*c*]pyridines from 2'-hydroxy α , β -unsaturated ketone/ chalcones^{6,7}(b.) Pd catalyzed nitrile carbopalladation, Michael addition, and cyclization^{8,11}(c.) Ortho-lithiation, zincation, Negishi cross-coupling⁹

This work

(d.) Synthesis of functionalized benzofuran, and benzofuro[2,3-*c*]pyridines from 2'-hydroxy ethylcinnamate and DDQ

Scheme 1 (a–c) Most notable synthetic methods to access benzofuropyrindines, (d) this work.

metallic reagents, and catalysts remains necessary. In this article, we report a novel protocol for constructing 2-benzoylbenzofurans and benzofuro[2,3-*c*]pyridines through cascade reactions involving 2'-hydroxyethyl cinnamate, phenacyl bromides, and 2,3-dichloro-5,6-dicyano-1,4-benzoquinone (DDQ) (Scheme 1d). The main contribution of this work is the identification of DDQ as a cyanation agent for the synthesis of novel ethyl 1-phenylbenzofuro[2,3-*c*]pyridine-4-carboxylate compounds from 2-benzoylbenzofurans.

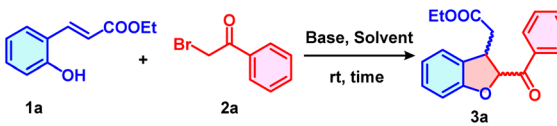
Results and discussion

Recently, our research group has reported the synthesis of various fused multi-heterocyclic scaffolds.^{14–19} Owing to our research interest in this area, we envisioned the synthesis of 2,3-disubstituted benzofuran from 2'-hydroxyethyl cinnamate and phenacyl bromide. Initially, to identify the mild and efficient reaction condition, we selected 2'-hydroxyethyl cinnamate (**1a**), phenacylbromide (**2a**), and 1.2 equiv. of K_2CO_3 as a base. The reaction was conducted in acetonitrile solvent at room temperature (Table 1). After four hours of continuous stirring, a significant formation of *O*-alkylated intermediate **I** (see mechanism) with unreacted starting materials was detected. To improve the desired product formation, 2.2 equiv. of K_2CO_3 with acetonitrile was used for six hours (Table 1, entry 5), and to our delight, 62% yield of ethyl 2-(2-benzoyl-2,3-

dihydrobenzofuran-3-yl)acetate (**3a**) was obtained. To further improve the yield of **3a**, various solvents, including EtOH, acetone, DMF, $CHCl_3$, and DCM, were screened for a reaction duration of 6 hours (Table 1, entries 6–10). We observed that the solvents have a considerable effect on the yield outcome of **3a**. Among the tested solvents, DMF yielded the cleanest reaction, resulting in a 92% yield of **3a**. Additionally, a range of inorganic and organic bases was evaluated to optimize the yield of **3a**. Replacing K_2CO_3 with weaker inorganic bases such as $NaHCO_3$, $KHCO_3$, and Na_2CO_3 resulted in incompatibility under the examined conditions (Table 1, entries 1–3). However, use of 1.2 equiv. of base Na_2CO_3 and K_2CO_3 in the solvent acetonitrile led to incomplete conversion to intermediate **I**. In contrast, using a strong base, KOH, led to a 78% yield of **3a** in DMF solvent (Table 1, entry 11). Organic bases such as piperidine, triethylamine (TEA), and diisopropylethylamine (DIPEA) were screened in DMF for 6 hours (Table 1, entries 12–14). Piperidine did not facilitate the transformation; however, TEA and DIPEA were compatible, albeit producing lower yields of **3a**. It is important to emphasize that yields of **3a** are suboptimal when less than two equivalents of base are employed in the reaction.

All the derivatives of **3** were synthesized with the optimized reaction conditions; **1** and **2** (1 equiv.), 2.2 equiv. of K_2CO_3 , and DMF at room temperature for 6 hours (General procedure B, SI). The dr for all entries was determined by 1H NMR analysis of the crude reaction mixture (Fig. S141). *Para*-halogen substituted

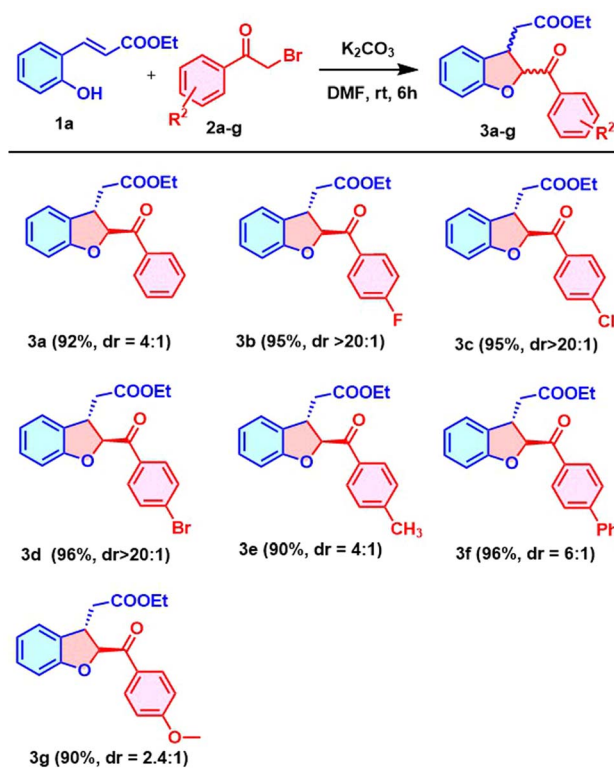


Table 1 Optimization of reaction conditions for the synthesis of ethyl 2-(2-benzoyl-2,3-dihydrobenzofuran-3-yl) acetate (**3a**)^a


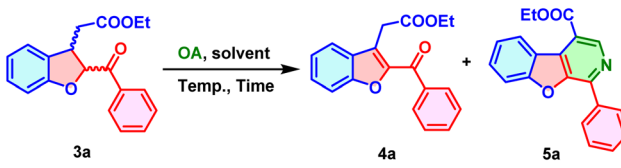
Entry	Base (equiv.)	Solvent	Time (h)	3a-Yield (%)
1	NaHCO ₃ (1.2)	CH ₃ CN	4	—
2	KHCO ₃ (1.2)	CH ₃ CN	4	—
3	Na ₂ CO ₃ (1.2)	CH ₃ CN	4	—
4	K ₂ CO ₃ (1.2)	CH ₃ CN	4	—
5	K ₂ CO ₃ (2.2)	CH ₃ CN	6	62
6	K ₂ CO ₃ (2.2)	EtOH	6	52
7	K ₂ CO ₃ (2.2)	Acetone	6	48
8	K₂CO₃(2.2)	DMF	6	92^b
9	K ₂ CO ₃ (2.2)	CHCl ₃	6	60
10	K ₂ CO ₃ (2.2)	DCM	6	54
11	KOH (2.2)	DMF	6	78
12	TEA (2.2)	DMF	6	24
13	Piperidine (2.2)	DMF	6	—
14	DIPEA (2.2)	DMF	6	86

^a General reaction conditions: 2'-hydroxy ethyl cinnamate **1a** (1.04 mmol), phenacyl bromide **2a** (1.04 mmol), base (equivalents) in solvents (2–3 mL) at room temperature for the mentioned time (hours). ^b The dr 4:1 was determined by ¹H NMR analysis of the crude reaction mixture.

phenacyl bromides such as -F (**2b**), -Cl (**2c**), -Br (**2d**) reacted smoothly with **1a** and corresponding products **3b**, **3c**, and **3d** were obtained in good yield and excellent diastereoselectivities (>20:1) (Scheme 2). The relative configurations of all the derivatives of **3** were assigned by analogy according to the literature.¹⁰ In the cases of the 4'-cyano and 3'-nitro derivatives, DIPEA was found to be the most suitable base among the tested organic and inorganic bases (K₂CO₃, Cs₂CO₃, TEA, piperidine, and DIPEA). Through a clean and efficient reaction, it enabled complete conversion to the respective derivatives **3h** and **3j**. Furthermore, the oxidation of compound **3a** was envisioned to produce ethyl 2-(2-benzoylbenzofuran-3-yl)acetate (**4a**) using an oxidizing agent (OA), which is readily accessible, environmentally friendly, and easy to handle. First, Inorganic OA were selected to examine the reaction conditions (Table 2, entries 1–4). The reaction consisted of **3a** with two equivalents of potassium permanganate (KMnO₄) in ethanol solvent, under reflux conditions for a duration of 2 to 6 hours (Table 2, entries 1 and 2). However, the reaction showed no signs of progress. The investigation was expanded to assess alternative inorganic oxidizing agents, specifically manganese dioxide (MnO₂) and chromium dioxide (CrO₂), in the solvents acetonitrile and tetrahydrofuran (THF), respectively, for 6 hours under reflux conditions (Table 2, entries 3 and 4). Unfortunately, no progress was observed in the reaction towards the formation of **4a**. Later, the focus was shifted to organic OA. An attempt was made to dehydrogenate **3a** using the benzoquinone-based organic dehydrogenative agent DDQ in the solvent 1,4-dioxane under reflux conditions for 24 hours (Table 2, entry 5). Among the

**Scheme 2** Scope of ethyl 2-(2-benzoyl-2,3-dihydrobenzofuran-3-yl) acetate (**3a–g**), reaction conditions: 2'-hydroxy ethyl cinnamate **1a**, phenacyl bromide (**2a–g**) (1 equiv.), K₂CO₃ (2.2 equiv.) in DMF (2–5 mL) at room temperature for 6 hours. The dr was determined by ¹H NMR analysis of the crude reaction mixture.

inorganic and organic OAs tested, DDQ was the only effective reagent for this transformation, leading to the successful formation of **4a** with a yield of 72% (Table 2).

Table 2 Optimization of reaction conditions for the synthesis of ethyl 2-(2-benzoylbenzofuran-3-yl) acetate (**4a**)^a


Entry	OA (equiv.)	Solvent	Temp.	Time (h)	Yield ^b (%)		
					4a	5a	4a : 5a
1	KMnO ₄ (2)	EtOH	Reflux	2	—	—	—
2	KMnO ₄ (2)	EtOH	Reflux	6	—	—	—
3	MnO ₂ (2)	CH ₃ CN	Reflux	6	—	—	—
4	CrO ₂ (2)	THF	Reflux	6	—	—	—
5	DDQ (2)	1,4-Dioxane	Reflux	24	72	00	1:0
6	DDQ (2)	DMF	120 °C	24	60	00	1:0
7	DDQ (2.5)	DMF	150 °C	24	60	22	3:2

^a Reaction conditions: ethyl 2-(2-benzoyl-2,3-dihydrobenzofuran-3-yl) acetate (0.65 mmol) **3a**, oxidizing agents (equiv.) in solvents (4–5 mL) at the mentioned temp of the used solvent for the mentioned time (hours). ^b Isolated yield of **4a** and **5a** via chromatography.



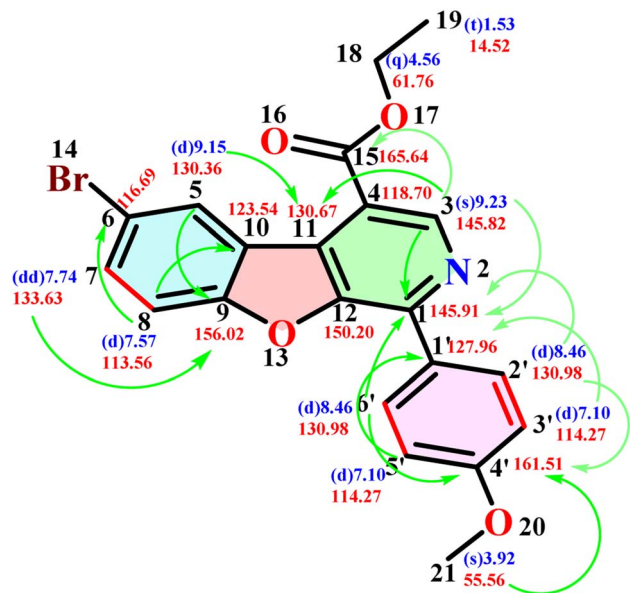


Fig. 1 Structure of **5r** with respective ^1H and ^{13}C NMR signal assignments with ^1H – ^{13}C correlation via 2D-NMR analysis.

To develop a one-pot methodology for preparing **4a**, a reaction of **1a** with **2a** in presence of K_2CO_3 was attempted in solvent DMF at room temperature for 6 hours until complete conversion to **3a** was observed followed by the addition of 2 equiv. of DDQ in the same pot and allowed the reaction to stir at 120 °C for the next 24 hours (Table 2, entry 6). Fortunately, the 60% yield of **4a** was achieved. To enhance the yield of **4a**, the number of DDQ equivalents increased to 2.5, and the temperature was raised to 150 °C for 24 hours (General procedure D, SI). During this reaction, the formation of product **4a** was observed along with one byproduct (later confirmed as **5a**) in approximately a 2 : 1 ratio. To elucidate the complete structure of the byproduct, 1D and 2D NMR spectroscopy were utilized for the derivative **5r** (Fig. 1).

Upon complete 2D-NMR analysis, we confirmed the formation of ethyl 1-phenylbenzofuro[2,3-*c*]pyridine-4-carboxylate (**5r**), where DDQ possibly donated a CN unit to ethyl 2-(2-benzoylbenzofuran-3-yl)acetate (**4r**), and subsequently, cyclization led to the formation of a benzofuran-fused pyridine ring (Fig. S140).

To our knowledge, the formation of a pyridine ring using DDQ is unprecedented in the literature. This unique transformation motivated us to examine further the scope of the reaction for the generality towards the synthesis of novel benzofurans and benzofuopyridines (Scheme 3). Utilizing established conditions, we systematically evaluated the response with a range of functionalized phenacyl bromides and cinnamic esters using a one-pot methodology (General Procedure D-SI).

As shown in Scheme 3, we first explored the scope with respect to the phenyl group substitutions on the *meta* and *para* positions of benzofurans (**4a**–**4k**) and benzofuopyridines (**5a**–**5k**). With electron-withdrawing substituents (EWGs) such as *e.g.* F, Cl, Br, CN present at the *para* positions of the phenyl ring, the

target compounds (**4b**–**d**, **4h**) were obtained with good to moderate yield (45–70%). Similarly, electron-donating groups (EDGs) such as CH_3 , Ph, and OCH_3 on the *para* position of the phenyl ring were also found to be compatible under standard conditions, affording the corresponding benzofurans (**4e**–**g**) with good yields (55–62%). The *meta*-substituted benzofurans **4i** and **4j** bearing EDG ($-\text{OCH}_3$) and EWG ($-\text{NO}_2$) also displayed good yield (67%) under the standard procedure, whereas *meta* and *para*-dihalogen substrate was also compatible in the established condition with a 5 : 3 ratio of yield of benzofuran (**4k**–49%) and corresponding benzofuopyridine (**5k**–33%). Substrate containing both EWGs, such as halogens $-\text{F}$ (**5b**), Br (**5d**), and EDGs $-\text{methyl}$ (**5e**), methoxy (**5f**), and phenyl (**5g**) on the *para* position of the phenyl ring, readily underwent cyanation and subsequent pyridine ring formation except the substrate with a cyano group (**5h**). Moreover, the *meta*-substituted substrate was found to be weakly reactive towards the pyridine ring transformation, resulting in a negligible yield of **5i** and **5j**. Furthermore, 5'-bromo substituted 2'-hydroxyethyl cinnamate was evaluated with different phenacyl bromides bearing *meta*- and *para*-substituted phenyl groups, and as anticipated, *para*-substituted substrates with both EWGs and EDGs exhibited good compatibility towards both the transformations (**4l**–**s**, and **5l**–**r**), but the *meta*-substituted substrates were found to be completely incompatible. The compatibility of the reaction with halogen-containing substrates also enables potential for subsequent metal-mediated late-stage modifications of the scaffold.

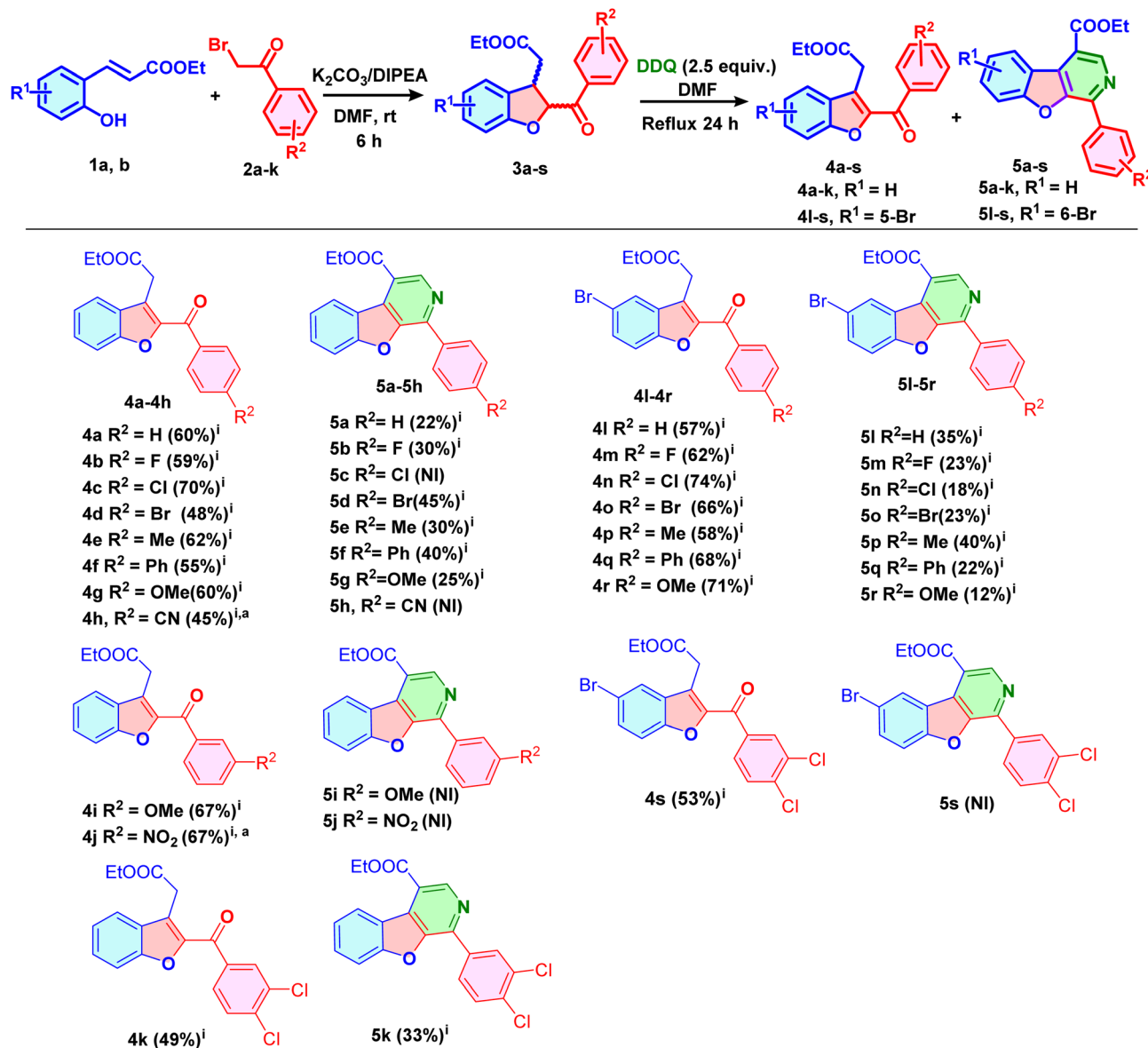
Limitations

Furthermore, the scope of the methodology was tested with aliphatic bromoacetyl derivatives, such as 2-bromoethylacetate (**6a**), ethyl 3-bromopyruvate (**6b**), and bromoacetonitrile (**6c**) (Scheme 4). With the established reaction conditions, experiments were conducted with an equimolar amount of 2'-hydroxyethyl cinnamate (**1a**) and aliphatic 2-bromoacetyl derivatives (**6a**/**6b**/**6c**) and 2.2 equivalents of base K_2CO_3 in solvent DMF for 6 hours at room temperature. Unfortunately, the uncyclized *O*-alkylated intermediate **7a** was observed mainly in the case of **6a**, and **7c** was observed mainly in the case of **6c**. In the experiment containing **1a** and **6b**, the reaction did not proceed, and unreacted **1a** was observed with no other product formation. Considering the possible energy requirement, the same reaction mixtures were allowed to stir at 100 °C for 12 hours. Still, no substantial progress in reaction was observed from the *O*-alkylated intermediate (**7a**/**7c**) to the anticipated dihydrobenzofuran products (**8a**/**8c**). In the reaction of **1a** and **6a**, **7a** was converted to **8a** after heating at 100 °C for 12 hours in a traceable amount. Hence, the methodology is currently limited to 2-bromoacetophenones, with the optimised reaction conditions.

Control experiments

A mechanistic study was conducted to gain a deeper understanding of the chemistry involved in this transformation, and





Scheme 3 Scope of ethyl 2-(2-benzoylbenzofuran-3-yl) acetates (**4a–s**) and ethyl 1-phenylbenzofuro[2,3-*c*]pyridine-4-carboxylates (**5a–s**). Reaction conditions: Step 1.- 2'-hydroxy ethyl cinnamate **1**, phenacyl bromide **2** (1 equiv.), K₂CO₃ (2.2 equiv.)/^aDIPEA (2.2 equiv.), DMF (4–5 mL) at room temperature for six hours. Step 2.- ethyl 2-(2-benzoyl-2,3-dihydrobenzofuran-3-yl) acetate **3**, DDQ (2.5 equiv.) at 150 °C, 24 h, ⁽ⁱ⁾Isolated yield, (NI) not isolated but product formation was observed.

several control experiments were performed using established reaction conditions. Three reactions of compound **3f** were carried out using solvents: DMF (scheme 5a), 1,4-dioxane (scheme 5b), and under neat conditions (scheme 5c) in parallel. This approach was taken to verify that DDQ is the actual donor of the cyanide (CN) unit, rather than DMF. The formation of products **5f** alongside **4f** in all three reactions indicates that the CN unit required for pyridine ring formation comes exclusively from DDQ. At the same time, DMF merely acts as a solvent without participating in the transformation. Next, reactions of **3f** were conducted in parallel with four, five, and six equivalents of DDQ in DMF at reflux for 24 hours. The ratio of the products **4f** and **5f** was determined by analytical HPLC, which involved calculating the percentage of the area under the curve (AUC) for

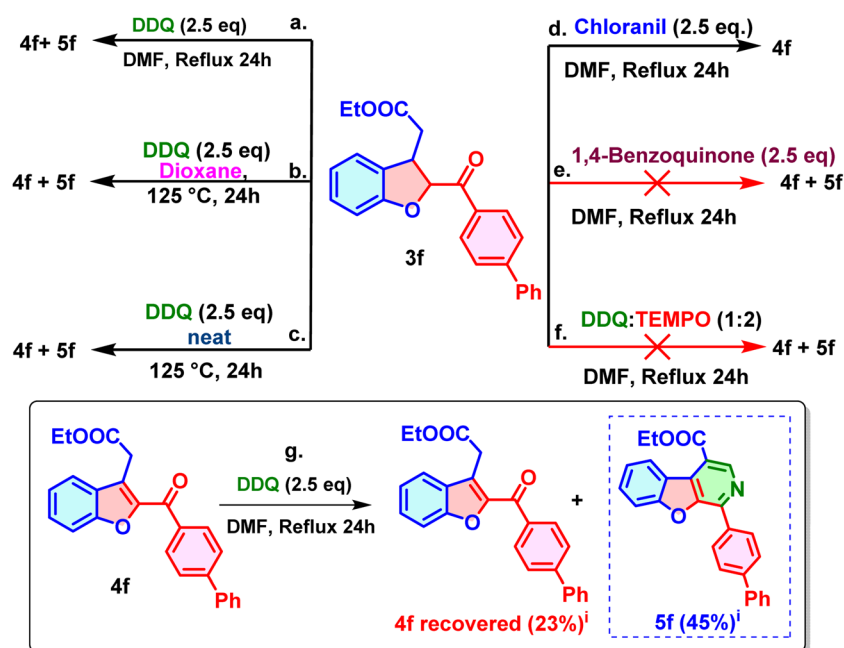
both products in the HPLC chromatogram. As the amount of DDQ increased, the production of **5f** was amplified, while the amount of **4f** decreased in the reaction mixtures (Fig. 2). Additionally, other quinone-based oxidizing agents, such as chloranil (scheme 5d) and 1,4-benzoquinone (scheme 5e), were evaluated. Since chloranil lacks the cyano (CN) group present in DDQ, this structural difference was clearly reflected in the results. Specifically, chloranil led to a 57% formation of compound **4f**, with no production of compound **5f**.

The reaction of **3f** with 1,4-benzoquinone failed to form **4f** and **5f**. It is well known that DDQ oxidizes its substrate *via* a radical mechanism. In this context, an experiment was conducted under standard reaction conditions with the addition of 2,2,6,6-tetramethylpiperidine-1-oxyl (TEMPO), a free radical





Scheme 4 Synthesis of 2,3-dihydrobenzofuran analogue (8a/8b/8c) using 1a and aliphatic 2-bromoacetyl derivatives (6a/6b/6c). Reaction condition: 2'-hydroxy ethyl cinnamate 1a (1.04 mmol), bromoacetyl derivatives (6) (1 equiv., 1.04 mmol), K_2CO_3 (2.2 equiv.) in DMF (5 mL) at room temperature for 6 hours and then at 100 °C for 12 hours, ⁽ⁱ⁾Isolated yield, unreacted 1a (91%) was recovered in the reaction of 1a and 6b.



Scheme 5 Control experiments: ⁽ⁱ⁾Isolated yield.

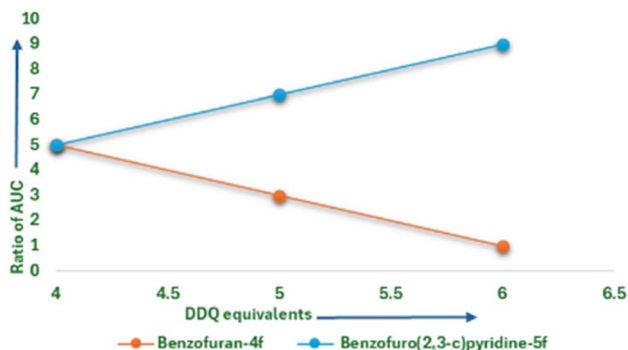
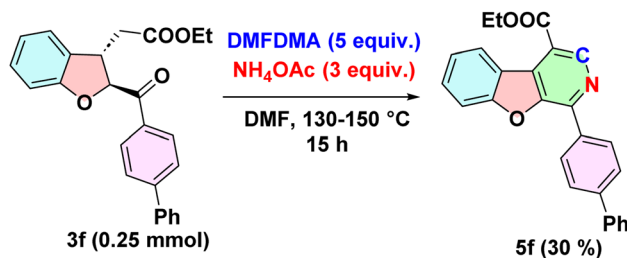


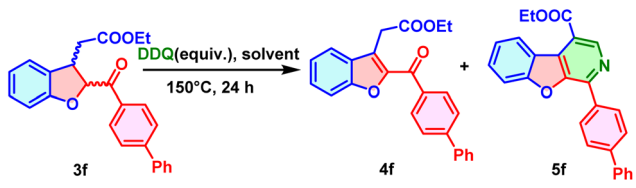
Fig. 2 Concentration monitoring of 4f and 5f in reactions with increasing DDQ equivalents via HPLC.



Scheme 6 Synthesis of ethyl 1-((1,1'-biphenyl)-4-yl)benzofuro[2,3-c]pyridine-4-carboxylate (5f) using 3f, DMFDMA and ammonium acetate.



Table 3 Optimization of reaction conditions for the synthesis of **5** from **3**^a



Entry	DDQ equiv.	Solvent	Temp	Yield ^b (%)		
				4f	5f	4f : 5f
1	2.5	DMF	150 °C	41	49	0.8 : 1
2	2.5	1,4-Dioxane	150 °C	60	08	7.5 : 1
3	2.5	THF	150 °C	—	—	—
4	2.5	DMSO	150 °C	17	00	—
5	2.5	CH ₃ CN	150 °C	—	—	—
6	2.5	EtOH	150 °C	—	—	—
7	4	DMF	150 °C	38	55	0.7 : 1
8	5	DMF	150 °C	22	64	0.33 : 1
9	6	DMF	150 °C	00	72	0 : 1
10	7	DMF	150 °C	00	60	0 : 1

^a Reaction conditions: **3f** (0.5 mmol), DDQ (equiv.) in solvent (5 mL) at 150 °C for 24 hours. ^b Isolated yield of **4f** and **5f** via chromatography.

scavenger (Scheme 5f). The results clearly demonstrate a halt in **4f**–**5f** production, highlighting the likely involvement of a free radical pathway. One possibility is that the formation of compound **4f** with DDQ was interrupted by the presence of TEMPO, which prevented its conversion into **5f**. To investigate this, a reaction involving isolated **4f** and DDQ was conducted under standard conditions (Scheme 5g), and the anticipated formation of **5f** was observed.

A different synthetic method was then used to prepare **5f** from **3f**, ensuring the formation of the **5f** and eliminating any potential ambiguity related to its structure (Scheme 6). In this approach, **3f** was treated with *N,N*-dimethylformamide dimethyl acetal (DMFDMA) (5 equiv.) as a single carbon synthon and ammonium acetate (3 equiv.) as a Nitrogen atom source. To our delight, formation of **5f** was observed and characterized by NMR and HRMS and compared with the **5f** synthesized with the present methodology (Fig. S142).

Given the significant discoveries made, the reaction conditions for synthesizing **5f** from **3f** were refined to enhance efficiency and effectiveness (Table 3). Various solvents, including dioxane, THF, DMSO, CH₃CN, and EtOH, were screened with 2.5 equivalents of DDQ at a constant temperature of 150 °C and a reaction time of 24 hours (Table 3, entries 2–6). THF, CH₃CN, and EtOH did not facilitate synthesis, whereas dioxane and

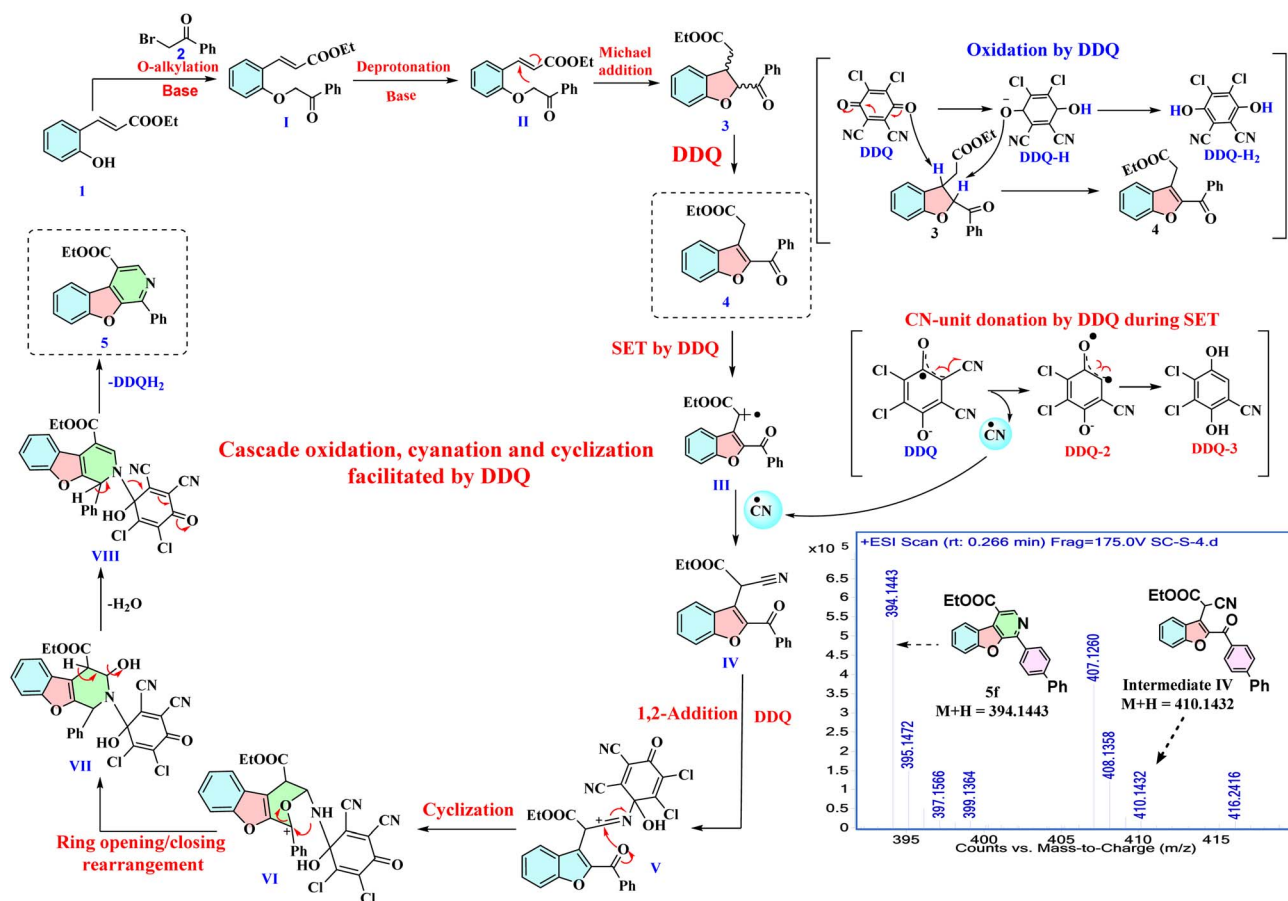


Fig. 3 Plausible mechanism of DDQ-mediated synthesis of bi- and tricyclic ring system-benzofuran and benzofuro[2,3-*c*]pyridine-based compounds from 2-hydroxy ethyl cinnamate and phenacyl bromide.



DMSO favored **4f** over **5f** formation. We investigated the effect of varying equivalents of DDQ on the formation of **5f** (Table 3, entries 7–10). An increase in DDQ equivalents from 2.5 to 4, 5, and 6 resulted in a gradual improvement in the yield of **5f**. However, when the DDQ equivalent was increased to 7, a decline in the yield of **5f** was observed, possibly because of multiple side reactions. Consequently, we determined that the optimal conditions for synthesizing **5f** and its derivatives are using 6 equivalents of DDQ in DMF solvent at 150 °C for 24 hours. Under optimized reaction conditions, one-pot gram-scale synthesis was conducted to demonstrate the feasibility of this methodology. The reaction proceeded effectively, yielding the desired products **4g** (77%) and **5d** (68%) in comparable yields and within the same timeframe as observed on the sub-millimolar scale (Scheme SI-5 and 6).

Based on the above experimental results, we suggest a reaction mechanism for synthesizing 2-benzoyl benzofurans and benzofuro[2,3-*c*]pyridine-4-carboxylate analogues from **1**, **2**, and DDQ.

Plausible mechanism

The transformations demonstrated in the present work regarding the synthesis of bi- and tricyclic fused ring systems from 2'-hydroxyethylcinnamate (**1**) and phenacyl bromide (**2**) follow the sequence of *O*-alkylation of **1**, forming the intermediate **I**, and Michael addition to generate 2,3-dihydrobenzofuran compound (**3**) in the presence of a base. Further DDQ-mediated dehydrogenation of **3** resulted in benzofuran (**4**) and an unusual CN-transfer/1,2-addition and cyclization to form compound **5** (Fig. 3).

To understand the mechanism behind the CN-unit donation/addition and cyclization promoted by DDQ, an additional experiment for intermediate trapping *via* ESI-HRMS²⁰ reaction monitoring was conducted. A DDQ-mediated single electron transfer (SET) and 1,2-addition based mechanistic pathway is proposed as per the observations and interpretations of ESI-HRMS results (Fig. 3). An ESI-HRMS spectrum of the unprocessed reaction mixture of **3f** with DDQ was recorded at regular intervals of 2 hours till 24 hours and analyzed simultaneously to trap the intermediates formed *in situ*. The HRMS spectra displayed the peak at *m/z* 387.1547 (calcd.(M + H)⁺ 387.1596) for the unreacted starting material **3f** and at *m/z* 266.1227 (calcd.(M + H)⁺ 226.9415) for unreacted DDQ in the reaction. The other two intense peaks at *m/z* 385.1471 (calcd.(M + H)⁺ 385.1440) for the **4f** and at *m/z* 394.1443 (calcd.(M + H)⁺ 394.1443) for the **5f** were observed. A peak corresponding to a potential mono-nitrile intermediate **IV** was observed at *m/z* 410.1432 (calculated (M + H)⁺: 410.1392). The DDQ-promoted formation of benzofuro[2,3-*c*]pyridine (**5**) involves, SET-based nitrile transfer followed by 1,2-addition to DDQ to activate the imine intermediate **V**, which undergoes cyclization to form a new pyran ring (**VI**). Further, the Nu⁻ attack of the N atom opens the pyran ring and initiates the construction of the pyridine ring (**VII**). Sequential dehydration of **VII**, followed by proton transfer and elimination of DDQH₂, yielded the final

product, a 1-phenylbenzofuro[2,3-*c*]pyridine-4-carboxylate-based compound **5** (Fig. 3).

Conclusion

In summary, an efficient process has been developed for preparing a novel series of 2-benzoylbenzofurans and benzofuro[2,3-*c*]pyridines, using substituted cinnamic esters, phenacyl bromides and DDQ. The synthesis of 2-benzoyl benzofurans from 2'-hydroxyethyl cinnamate involves *O*-alkylation, Michael addition and an oxidation reaction. At the same time, the construction of 1-phenylbenzofuro[2,3-*c*]pyridine-4-carboxylate molecules involves DDQ-mediated single-electron transfer-based nitrile (CN) transfer to the benzylic CH₂, followed by 1,2 addition of DDQ. Notably, this newly developed protocol utilizes readily accessible starting materials and straightforward reaction conditions, eliminating the need for metal-containing reagents or catalysts. This method for synthesizing fused bicyclic and tricyclic compounds holds excellent potential for developing green and efficient processes for the industrial production of pharmacologically and medicinally essential candidates.

Author contributions

S. M. S: conceptualization, methodology, synthesis, characterization, data curation, formal analysis, investigation, writing – original draft and editing, H. R. S.: synthesis, characterization. R. K.: synthesis, characterization. S.C.: conceptualization, methodology, characterization, investigation, writing – review and editing, supervision.

Conflicts of interest

The authors declare no competing financial interest.

Data availability

The data underlying this study are available in the published article and its supplementary information (SI). Supplementary information: material and methods, experimental details, characterisation data, copies of ¹H, ¹³C{¹H}, ¹⁹F{¹H} NMR, HRMS spectra of all compounds, mechanistic study details, and additional figures as mentioned in the text. See DOI: <https://doi.org/10.1039/d5ra09530a>.

Acknowledgements

The authors thank Dr Shubhini A Saraf, Director, NIPER Raebareli, and Dr USN Murty, former Director, NIPER Raebareli, for supporting and encouraging this research work. The authors thank the Department of Pharmaceuticals, Ministry of Chemicals and Fertilizers, and the Government of India for providing a fellowship. NIPER-R/Communication/367.



References

- 1 B. Voigt, L. Meijer, O. Lozach, C. Schächtele, F. Totzke and A. Hilgeroth, Novel CDK inhibition profiles of structurally varied 1-aza-9-oxafluorenes, *Bioorg. Med. Chem. Lett.*, 2005, **15**(3), 823–825.
- 2 R. Menegatti, G. M. Silva, G. Zapata-Sudo, J. M. Raimundo, R. T. Sudo, E. J. Barreiro and C. A. Fraga, Design, synthesis, and pharmacological evaluation of new neuroactive pyrazolo [3, 4-*b*] pyrrolo [3, 4-*d*] pyridine derivatives with *in vivo* hypnotic and analgesic profile, *Bioorg. Med. Chem.*, 2006, **14**(3), 632–640.
- 3 M. Anzini, A. Cappelli, S. Vomero, G. Giorgi, T. Langer, M. Hamon, N. Merahi, B. M. Emerit, A. Cagnotto and M. Skorupska, Novel, potent, and selective 5-HT₃ receptor antagonists based on the arylpiperazine skeleton: synthesis, structure, biological activity, and comparative molecular field analysis studies, *J. Med. Chem.*, 1995, **38**(14), 2692–2704.
- 4 B. Xia, W. Ma, B. Zheng, X. Zhang and B. Fan, Quantitative structure–activity relationship studies of a series of non-benzodiazepine structural ligands binding to benzodiazepine receptor, *Eur. J. Med. Chem.*, 2008, **43**(7), 1489–1498.
- 5 D. G. Wishka, S. C. Reitz, D. W. Piotrowski and V. E. Groppi Jr, *Quinuclidines-substituted-multi-cyclic-heteroaryls for the Treatment of Disease*, Google Patents, 2002.
- 6 J. Hu, Z. Deng, X. Zhang, F. Zhang and H. Zheng, Synthesis of benzofuro [2, 3-*c*] pyridines *via* a one-pot three-component reaction, *Org. Biomol. Chem.*, 2014, **12**(27), 4885–4889.
- 7 Y. Rao, Z. Li and G. Yin, Clean and efficient assembly of functionalized benzofuro [2, 3-*c*] pyridines *via* metal-free one-pot domino reactions, *Green Chem.*, 2014, **16**(4), 2213–2218.
- 8 W. Xiong, Z. Chen, Y. Shao, R. Li, K. Hu and J. Chen, The synthesis of fluorescent benzofuro [2, 3-*c*] pyridines *via* palladium-catalyzed heteroaromatic C–H addition and sequential tandem cyclization, *Org. Chem. Front.*, 2020, **7**(5), 756–762.
- 9 G. J. Clarkson and S. Roesner, Synthesis of benzofuropyridines and dibenzofurans by a metalation/negishi cross-coupling/SNAr reaction sequence, *J. Org. Chem.*, 2022, **88**(1), 684–689.
- 10 A. Kumari, A. Jain, K. Shukla, R. Patra and N. K. Rana, A reusable polymer anchored pyridine mediated formal [4+1] annulation reaction for the diastereoselective synthesis of 2, 3-dihydrobenzofurans, *Org. Biomol. Chem.*, 2023, **21**(27), 5542–5546.
- 11 W. Xiong, K. Hu, Y. Lei, Q. Zhen, Z. Zhao, Y. Shao, R. Li, Y. Zhang and J. Chen, Palladium-catalyzed cascade reactions of 2-(cyanomethoxy) chalcones with arylboronic acids: selective synthesis of emissive benzofuro [2, 3-*c*] pyridines, *Org. Lett.*, 2019, **22**(4), 1239–1243.
- 12 H.-L. Cui, H.-Q. Deng and J.-J. Lei, Metal-free one-pot synthesis of benzofurans with ynones and quinones through aza-Michael/Michael/annulation sequence, *Tetrahedron*, 2017, **73**(52), 7282–7290.
- 13 A. Kumari, A. Jain and N. K. Rana, Chiral Thiourea Catalyzed Enantioselective Cascade Synthesis of 2,3-Dihydrobenzofurans, *Eur. J. Org. Chem.*, 2025, **28**(12), 1–6.
- 14 K. Lakshmikanth, R. Katiyar, S. T. Dorai, P. Tiwari, T. K. Sagar and S. Chandrashekarappa, Efficient One-Pot Multicomponent Approach to 3-Phenylpyrrolo [1, 2-*a*] Pyrazine and Novel 3-Phenylpyrazino [1, 2-*a*] Indole in Aqueous Medium, *ChemistrySelect*, 2024, **9**(13), 1–8.
- 15 S. T. Dorai, K. Lakshmikanth, P. Tiwari, S. M. Saini and S. Chandrashekarappa, One-pot construction of novel trifluoromethyl dihydro-imidazo [1, 2-*a*] pyridine: A greener approach, *Tetrahedron*, 2023, **148**, 133691.
- 16 G. Sumanth, S. M. Saini, K. Lakshmikanth, G. S. Mangubhai, K. Shivaprasad and S. Chandrashekarappa, Microwave-assisted improved regioselective synthesis of 3-benzoyl indolizine derivatives, *J. Mol. Struct.*, 2023, **1286**, 135561.
- 17 K. Lakshmikanth, S. M. Saini, S. T. Dorai and S. Chandrashekarappa, Tandem-Michael-cyclization cascade to make pyridines: Use of electron-deficient acetylenes for the synthesis of indolizines in aqueous media, *Tetrahedron*, 2023, **142**, 133516.
- 18 P. Mundhe, N. Bhanwala, S. M. Saini, G. Sumanth, K. Shivaprasad, S. U. Shende, K. Reddy and S. Chandrashekarappa, Domino synthesis of novel 3-alkenyl benzofuran derivatives-base mediated condensation cascade reaction, *Tetrahedron*, 2023, **132**, 133265.
- 19 G. Sumanth, K. Lakshmikanth, S. M. Saini, P. Mundhe, K. Shivaprasad and S. Chandrashekarappa, Phenyl pyrrolo [1, 2-*a*] quinolines-finding of a key by-product during quinolinium salt preparation, *J. Mol. Struct.*, 2023, **1273**, 134350.
- 20 I. V. Nechaev and G. V. Cherkaev, 3-Thioxo-3H-indolizinium-1-olates and Related Pseudo-Cross-Conjugated Heterocyclic Mesomeric Betaines: Synthesis and Spectral Features, *J. Org. Chem.*, 2024, **89**(16), 11215–11232.

