

Cite this: *Catal. Sci. Technol.*, 2025, 15, 3046

Cationic Zr catalysts for the sequential polymerisation of alkenes and cyclic oxygenated monomers†

Eszter Fazekas,  Carole A. Morrison  and Jennifer A. Garden *

Block copolymers (BCPs) featuring an apolar polyalkene and a polar polyester segment are attractive materials that can be synthesised through one-pot procedures with rare-earth metal catalysts, including those based on Sc. However, examples remain limited to the copolymerisation of conjugated olefins, such as isoprene and myrcene, with cyclic esters. While Zr is diagonally related to Sc in the periodic table, and Zr-based catalysts excel at non-conjugated olefin polymerisations, cationic Zr complexes remain unreported for apolar polyolefin/polar polyester BCPs. Here, we show that cationic Zr amine bisphenolate and zirconocene complexes are effective catalysts for the sequential polymerisation of various alkene and cyclic ester/ether monomers, yet deliver two separate homopolymers instead of copolymers. Mechanistic studies combined with DFT calculations suggest that the alkene monomer is polymerised *via* a coordination–insertion pathway, whereas ϵ -caprolactone polymerisation follows a cationic ring-opening mechanism under these conditions.

Received 12th February 2025,
Accepted 2nd April 2025

DOI: 10.1039/d5cy00170f

rsc.li/catalysis

Introduction

Block copolymers (BCPs) can combine the advantages of two or more homopolymers, opening up access to materials with tunable properties and versatile applications spanning drug delivery, membranes, compatibilisers and lubricants.^{1,2} Polar/apolar BCPs are particularly attractive, as the synergy of hydrophobicity and hydrophilicity enables self-assembly into tailored nanostructures, and can also deliver enhanced tensile modulus, flexibility and dyeability compared to the respective homopolymers or their blends.^{3–5} However, BCPs that combine polyolefins with polyesters remain scarce, due to the different monomer classes and thus the disparate mechanisms required to generate the polar and apolar blocks.^{6–8} Polar/apolar BCPs are generally synthesised *via* multi-step procedures involving end-group functionalisation of the first block, so that it can be employed as a macroinitiator. Alternative one-pot methods utilising bifunctional catalysts and sequential monomer addition are beneficial, as these can avoid time-consuming and costly purification steps. Relatively recently, catalyst systems have been reported that are capable of copolymerising alkenes with cyclic esters to generate poly(alkene-*co*-ester) BCPs. These catalysts are predominantly based on M³⁺ rare earth metals,

including Sc, Y (Fig. 1a–c) and lanthanides such as Sm, Er, Yb and Lu.^{9–17} So far, studies have been almost exclusively limited to the copolymerisation of conjugated alkenes such as 1,3-dienes or styrene with ϵ -caprolactone (CL). The ability to incorporate industrially more relevant monoalkenes (*e.g.* ethylene or 1-hexene) remains a challenge.¹⁴

Zirconium catalysts have a strong track record in the homopolymerisation of commodity olefins and cyclic esters.^{18–27} A range of Zr complexes, including cationic zirconocenes and Zr-phenolates, have been used to prepare apolar/apolar BCPs from olefin monomers such as ethylene,

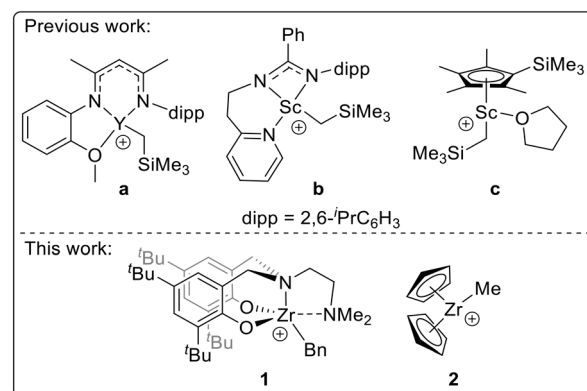


Fig. 1 Structures of cationic Y³⁺ (a) and Sc-based^{10,11} catalysts (b and c) reported for olefin/cyclic ester block copolymer synthesis and the structures of two Zr-based catalysts investigated in this work (counter anions omitted for clarity).

EaStCHEM School of Chemistry, University of Edinburgh, Edinburgh, EH9 3FJ, UK.
E-mail: j.garden@ed.ac.uk

† Electronic supplementary information (ESI) available. See DOI: <https://doi.org/10.1039/d5cy00170f>



1-hexene and styrene.^{28–31} Polar/polar BCPs have also been produced *via* Zr-catalysed ring-opening polymerisation (ROP) of cyclic esters, cyclic ethers (epoxides) or cyclic carbonates.^{32–37} Notably, Hadjichristidis and co-workers copolymerised a polar alkene (methyl methacrylate, MMA) with a polar cyclic ester (CL) using a zirconocene catalyst.³⁸ Some Zr-based catalysts have even been reported for the separate homopolymerisation of apolar olefins and polar cyclic esters.³⁹ However, we are not aware of any reports of Zr catalysts combining these two distinct monomer classes to produce apolar/polar BCPs. This is somewhat surprising, as the diagonal relationship between metals in the periodic table is well-known, with Sc and Zr sharing several key similarities relevant to olefin and cyclic ester polymerisation. Specifically, the two elements have similar electronegativities ($\chi = 1.33$ for Zr vs. $\chi = 1.36$ for Sc), oxophilicities ($\theta = 0.8$ for both Sc and Zr) and ionic radii (88 ppm for Zr^{4+} vs. 86 ppm for Sc^{3+}).^{40–42} The parallels between Sc and Zr for olefin oligomerisation and polymerisation have been reported,⁴³ and both Sc and Zr metallocene complexes catalyse the random copolymerisation of ethylene with polar olefins.^{44,45} To understand the opportunities and limitations of using cationic Zr catalysts to prepare poly(olefin-*co*-esters), we selected two zirconium pre-catalysts (**ABPZrBn₂** (**1**) and **Cp₂ZrMe₂** (**2**), Fig. 1) that have, along with structurally related derivatives, previously shown success for both olefin polymerisation and the ROP of cyclic esters. Here, we investigated the potential of these catalysts to synthesise apolar/polar BCPs.^{46–54}

Results and discussion

Exploring monomer scope with cationic **ABPZrBn⁺** and **Cp₂ZrMe⁺** complexes

The **ABPZrBn₂** pre-catalyst was synthesised *via* literature procedures (Fig. S1 and S2[†]),^{55,56} whilst commercially

available **Cp₂ZrMe₂** was used as received. Both pre-catalysts were activated towards olefin polymerisation *via* the *in situ* addition of one equivalent of tris(pentafluorophenyl)borane (BCF) or trityl tetrakis(pentafluorophenyl)borate (TBCF), to generate cationic **ABPZrBn⁺** or **Cp₂ZrMe⁺** (**1** and **2**, Fig. 1) along with a weakly coordinating **BnB(C₆F₅)₃⁻/MeB(C₆F₅)₃⁻ or **B(C₆F₅)₄⁻** counter anion (Fig. S3[†]).⁵⁷ To establish the monomer scope and the potential for block copolymer formation, catalysts **1–2** were screened for the homopolymerisation of a diverse range of monomers (Table 1), including olefins and conjugated dienes (1-hexene, styrene, isoprene and myrcene), cyclic esters (CL, *rac*-lactide and β -butyrolactone) and cyclic ethers (propylene oxide, cyclohexene oxide and limonene oxide).**

While **1/BnB(C₆F₅)₃⁻** was previously shown to polymerise 1-hexene without solvent or in heptane,^{47,56} here the reactions were performed in toluene solvent at a 1 M monomer concentration. This aligns with reaction conditions often used for cyclic ester ROP, which were selected to facilitate subsequent investigations into the sequential addition of polar monomers for BCP synthesis (*vide infra*).^{59–64} Under these adapted conditions, 100 equiv. of 1-hexene was quantitatively converted at room temperature in <20 minutes using **ABPZrBn₂** with both the BCF and TBCF co-catalysts (Table 1, entries 1–2). The M_n values of the resultant polyhexene (PH) were higher than expected, which is commonly observed with cationic catalysts and is attributed to the inefficient generation of the active catalyst species.⁵⁹ Control reactions revealed that the neutral **ABPZrBn₂** pre-catalyst and BCF co-catalyst were individually inactive towards 1-hexene polymerisation (Table S1[†], entries 2–3), confirming the cationic polymerisation mechanism. Notably, under identical conditions, **2/MeB(C₆F₅)₃⁻** afforded low-molecular-weight oligomers with a high prevalence of olefinic (vinylene or vinylidene) end groups observed in the ¹H NMR spectrum (Table 1, entry 3, Fig. S5[†]). This

Table 1 Homopolymerisation of alkene, cyclic ester and cyclic ether monomers

Entry	Monomer	Pre-cat.	Co-cat.	Mon. equiv.	<i>T</i> (°C)	<i>t</i> (h)	Conv. (%)	$M_{n,th}$ (kg mol ⁻¹)	$M_{n,SEC}$ (kg mol ⁻¹)	<i>D</i>
1	1-Hexene	ABPZrBn ₂	BCF	100	r.t.	0.33	100	8.4	13.9	1.64
2	1-Hexene	ABPZrBn ₂	TBCF	100	r.t.	0.33	100	8.4	10.5	1.59
3	1-Hexene	Cp ₂ ZrMe ₂	BCF	100	r.t.	0.33	100	8.4	<1	—
4	Isoprene	ABPZrBn ₂	BCF	50	75	18	0	—	—	—
5	Isoprene	ABPZrBn ₂	TBCF	50	r.t.	24	100	3.4	<1	—
6	Myrcene	ABPZrBn ₂	BCF	50	75	48	0	—	—	—
7	Myrcene	ABPZrBn ₂	TBCF	50	r.t.	24	47	3.2	<1	—
8	Styrene	ABPZrBn ₂	BCF	50	r.t.	24	21	1.0	<1	—
9	Styrene	Cp ₂ ZrMe ₂	BCF	50	r.t.	0.5	43	2.2	2.0	1.5
10	ϵ -CL	ABPZrBn ₂	BCF	100	r.t.	2	49	5.6	12.4	1.07
11	ϵ -CL	ABPZrBn ₂	TBCF	100	r.t.	2	47	5.3	13.3	1.04
12	ϵ -CL	ABPZrBn ₂	BCF	100	75	2	100	11.4	12.4	1.19
13	PO	ABPZrBn ₂	BCF	200	r.t.	2	100	11.6	<1.0	—
14	PO	ABPZrBn ₂	TBCF	200	r.t.	1	67	7.7	<1.0	—
15	PO	—	BCF	100	r.t.	0.33	100	5.8	<1.0	—
16	PO	—	TBCF	100	r.t.	0.33	100	5.8	<1.0	—

Conditions: 0.0125 mmol of **ABPZrBn₂** or **Cp₂ZrMe₂** and BCF or TBCF pre-stirred in toluene for 10 minutes prior to the addition of monomer to afford 1 M concentration of monomer in toluene. SEC – uncorrected values against polystyrene standards, except for PCL samples, which were corrected with a correction factor of 0.56.⁵⁸



corresponds to significant β -hydride elimination reactions,⁶⁵ which limits the applicability of **2** for the *in situ* synthesis of BCPs, where a living polymer chain end is required. Notably, the occurrence of β -H elimination using catalyst **1** cannot be fully excluded, however, as the obtained PH showed relatively well-controlled M_n and relatively low quantities of olefinic end groups (<1% vs. the PH resonances), **1/BnB(C₆F₅)₃⁻** was investigated for block copolymerisation studies.

In contrast to the aforementioned Sc- and Y-based catalysts (Fig. 1a–c), which successfully homopolymerised and copolymerised conjugated dienes with cyclic esters, **1/BnB(C₆F₅)₃⁻** was inactive for the polymerisation of 1,3-dienes (myrcene and isoprene), even under relatively harsh reaction conditions and extended reaction times (Table 1, entries 4 and 6). In contrast, using TBCF as the co-catalyst led to oligomerisation at room temperature (entries 5 and 7). Both **1/BnB(C₆F₅)₃⁻** and **2/MeB(C₆F₅)₃⁻** showed activity towards styrene, however, only oligomeric product mixtures were obtained (entries 8–9). Therefore, 1-hexene was selected as the most promising olefinic monomer for further investigations into BCP synthesis.

The homopolymerisation of CL occurred smoothly with catalyst **1** using either BCF or TBCF cocatalysts at room temperature (Table 1, entries 10–11). Increasing the reaction temperature to 75 °C **1/BnB(C₆F₅)₃⁻** gave complete monomer conversion in 2 hours, with well-controlled molecular weights and narrow dispersity (entry 12, $M_{n,SEC} = 12.4 \text{ kg mol}^{-1}$ vs. $M_{n,theo} = 11.4 \text{ kg mol}^{-1}$, $D = 1.19$). Catalyst **1/BnB(C₆F₅)₃⁻** also polymerised *rac*-lactide and β -butyrolactone, albeit with lower conversions and poorer polymerisation control than CL (Table S1,† entries 15–16). This is perhaps unsurprising, as most literature on olefin/cyclic ester block copolymers features poly(ϵ -caprolactone) (PCL) as the polar block although the reason for this is currently unclear. Specifically, size exclusion chromatography (SEC) analysis revealed a multimodal distribution for poly(lactic acid) and low-molecular-weight oligomers for poly(β -butyrolactone). Therefore, CL was selected as the cyclic ester of choice for copolymerisation studies.

Along with cyclic esters, cyclic ethers (epoxides) were also investigated. Using **1/BnB(C₆F₅)₃⁻** in toluene solvent, propylene oxide (PO), cyclohexene oxide (CHO) and limonene oxide (LO) were all ring-opened with essentially quantitative monomer conversion, although SEC analysis revealed that only oligomers were produced (<1.2 kg mol⁻¹, Table 1, entries 13–14 and Table S1,† entries 21–22). The reactions with CHO and LO were highly exothermic, increasing the reaction temperature above the boiling point of the toluene solvent, and so these monomers were not studied further. Inspection of the ¹H NMR spectra for the crude PO polymerisation mixture revealed a diagnostic triplet at 9.72 ppm in CDCl₃, attributed to the C(=O)H unit of propionaldehyde.⁶⁶ Control reactions using solely the BCF or TBCF co-catalysts also gave quantitative conversion of PO into oligomers and propionaldehyde

(Table 1, entries 15–16; Table S1,† entries 19–20), which suggests that organoborane-catalysed isomerisation and oligomerisation of propylene oxide occurs.^{67,68} Whilst the Zr pre-catalysts and co-catalysts were stirred together for 10 minutes to generate the active cationic species prior to monomer addition, traces of unreacted co-catalyst may be present.⁹ In contrast, the neutral **ABPZrBn₂** pre-catalyst showed no activity (Table S1,† entry 17).

Overall, the homopolymerisation studies revealed that catalyst **1** with BCF or TBCF gave high activities and good control over the polymerisation of 1-hexene and CL, and also generated oligomeric poly(propylene oxide) (PPO). On the basis of the potential affinity to form apolar polymers (1-hexene) and polar polymers/oligomers (CL/PO), these three monomers were selected for further studies on the synthesis of poly(olefin-*block*-ester)s and poly(olefin-*block*-ether)s.

Sequential monomer addition: homopolymerisation or copolymerisation?

To investigate the potential synthesis of poly(hexene-*block*-caprolactone), 1-hexene and CL were sequentially added to a solution of **1/BnB(C₆F₅)₃⁻** using optimised conditions from the homopolymerisation studies. 1-Hexene was quantitatively converted (10 minutes, r.t., toluene), then CL was added and the temperature was raised to 75 °C for 1 hour. A variety of 1-hexene:CL ratios were tested (50:50, 50:100 and 100:100), and in all cases, complete conversion of 1-hexene and >75% conversion of CL was observed (Table 2, entries 1a–3b).

When using a 100:100 ratio of 1-hexene:CL, the SEC analysis of the resultant polymers indicated an increase in molecular weight compared to the PH samples taken prior to the addition of CL, with the M_n increasing from 13.7 kg mol⁻¹ to 30.2 kg mol⁻¹ (Table 2, entry 2a–b) and with a seemingly monomodal distribution (Fig. 2, top). However, other monomer feed ratios showed bimodal SEC traces (*e.g.* using a 50:100 ratio of 1-hexene:CL, Fig. 2, bottom, Table 2). This indicates the presence of homopolymers, which was subsequently corroborated by DOSY NMR analysis. The PH₁₀₀-PCL₁₀₀ polymerisation (Table 2, entry 3b) clearly shows two distinct diffusion coefficients for the separate PH and PCL polymers (Fig. 3), emphasising the importance of not relying solely on ¹H NMR and SEC analysis to characterise BCPs. Indeed, closer inspection of the SEC trace (Fig. 2, top, orange) reveals that the “monomodal” peak overlaps with both the higher M_n PCL₁₀₀ fraction (Fig. 2, bottom, orange trace, left peak) and the PH₅₀ precursor (Fig. 2, top, blue). Furthermore, no ketone resonance was present in the ¹³C NMR or the HMBC spectrum (Fig. S9†); a ketone unit would be formed from the insertion of CL into a Zr-C(polyhexene) bond.⁶⁹ The two homopolymers could be mostly separated *via* precipitation of the PCL component (in methanol or hexane), or hot hexane washes/Soxhlet extraction (in refluxing hexane for 5 days) to remove the PH component. While pure PH was



Table 2 Sequential addition of 1-hexene and CL or PO to catalyst $1/\text{BnB}(\text{C}_6\text{F}_5)_3^-$

Entry	Equiv. 1-hexene	Conv. 1-hexene (%)	Equiv. M2	Conv. M2 (%)	$M_{n,\text{th}}$ (kg mol ⁻¹)	$M_{n,\text{SEC}}$ (kg mol ⁻¹)	D
1a	50	>99	—	—	4.2	7.7	1.34
1b	50	>99	50 CL	97	9.7	13.6	1.70
2a	100	>99	—	—	8.4	13.7	1.70
2b	100	>99	100 CL	78	17.3	30.2	1.46
3a	50	>99	—	—	4.2	8.6	1.49
3b ^a	50	>99	100 CL	87	14.1	47.3/9.6	1.12/1.31
4a	50	>99	—	—	4.2	6.4	1.75
4b	50	>99	50 PO	>99	7.1	7.9	1.51
5a	100	>99	—	—	8.4	8.8	1.91
5b	100	>99	50 PO	>99	11.3	10.7	1.61

Conditions: 0.0125 mmol of ABPZrBn_2 and BCF pre-stirred in toluene for 10 minutes prior to the addition of monomer to afford 1 M concentration of monomer in toluene. SEC – uncorrected values against polystyrene standards. ^a Bimodal distribution in SEC analysis, the peaks were analysed separately.

obtained, ¹H NMR analysis of the PCL fraction showed the presence of some residual PH.

Overall, catalyst $1/\text{BnB}(\text{C}_6\text{F}_5)_3^-$ is clearly capable of the one-pot polymerisation of both olefin and cyclic ester monomers through sequential addition. Yet under these conditions, the reaction delivers homopolymers. Cationic $1/\text{BnB}(\text{C}_6\text{F}_5)_3^-$ has been reported to initiate the living polymerisation of 1-hexene through a coordination–insertion mechanism.^{47,56,61} Here, a similar mechanism occurs in spite of the different reaction conditions, as evidenced by observation of benzyl units in the ¹H NMR spectrum. Notably, these resonances have the same diffusion coefficient as PH in the DOSY NMR spectra of the purified homopolymer, providing further support for benzyl-end-capped PH. Following the 1-hexene polymerisation, the organometallic species features a $\text{Zr}^+-\text{C}(\text{polyhexene})$ bond

as the active chain end (Scheme 1, centre), assuming that no significant β -hydride elimination occurs. This could either initiate the ROP of CL *via* nucleophilic attack of the $\text{Zr}^+-\text{C}(\text{polyhexene})$ bond upon a coordinated CL monomer (Scheme 1, left), and/or could initiate the cationic ROP (cROP) of cyclic esters *via* an activated chain end mechanism (Scheme 1, right).⁵⁴

To gain mechanistic insight into the formation of PCL using $1/\text{BnB}(\text{C}_6\text{F}_5)_3^-$, MALDI-ToF analysis was performed on both the polymer products produced *via* CL homopolymerisation (Table 1, entry 12) and sequential 1-hexene/CL polymerisations (Table 2, entry 2b). In both cases, two dominant series were detected corresponding to OH/H-capped PCL with Na^+ or K^+ ions (Fig. S10 and S11[†]), suggesting a cationic ROP mechanism.^{54,70} Moreover, no Bn end-groups were observed in the PCL obtained from CL homopolymerisation, which suggests that the Bn group on catalyst **1** does not participate in significant initiation under these reaction conditions (75 °C, toluene). Intriguingly, upon addition of CL to cationic **1**, an immediate colour change from yellow to colourless was observed. In contrast, **1** remains yellow upon 1-hexene addition. While the exact reason for this difference remains unclear, this may be due to the migration of the cationic charge from the Zr centre to

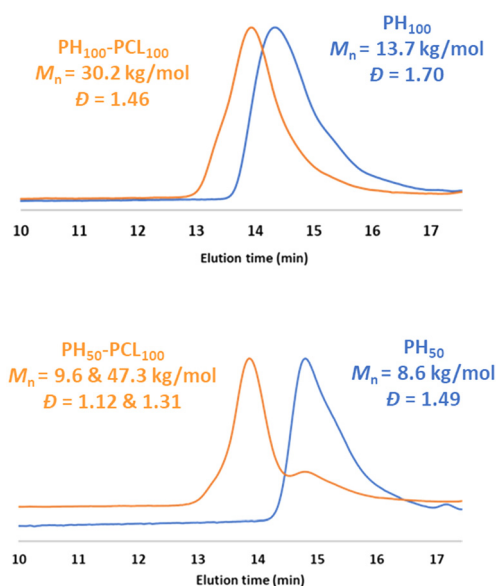


Fig. 2 SEC traces of the polymers produced from the sequential polymerisation of 1-hexene and caprolactone using $1/\text{BnB}(\text{C}_6\text{F}_5)_3^-$ catalyst, with 1-hexene:CL ratios of 100:100 (top) and 50:100 eq. (bottom).

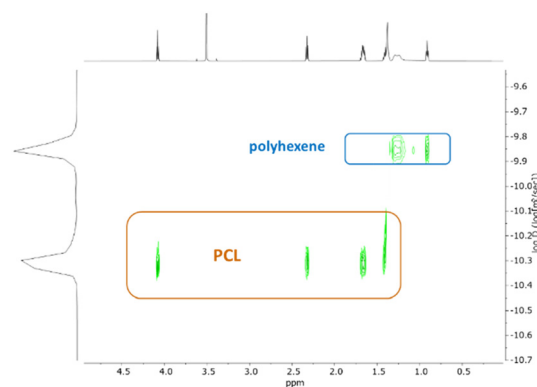
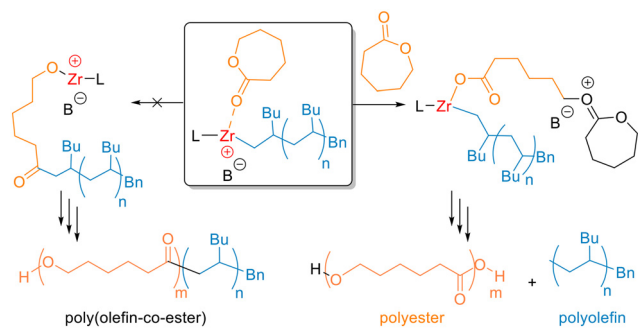


Fig. 3 DOSY NMR spectrum of polymer products from the sequential polymerisation of 100 eq. hexene and 100 eq. CL using $1/\text{BnB}(\text{C}_6\text{F}_5)_3^-$.





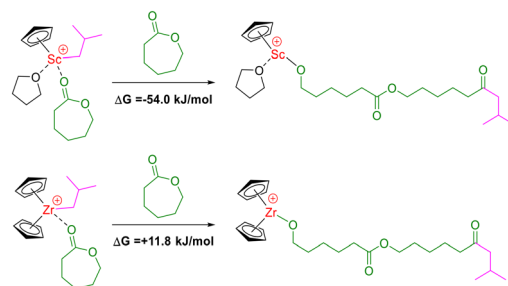
Scheme 1 Possible mechanisms for the coordination–insertion (left) and cationic (right) ring-opening of CL following 1-hexene polymerisation (L = amine bisphenolate ligand, B^- = $\text{BnB}(\text{C}_6\text{F}_5)_3^-$).

the propagating end of the PCL chain, with concomitant formation of a Zr–alkoxide species (Scheme 1, right). In 1-hexene polymerisation, the cationic charge remains localised on Zr. Overall, the data suggests that the cationic ROP mechanism occurs instead of initiation from a $\text{Zr}^+\text{-C}(\text{polyalkene})$ bond under these reaction conditions. Notably, experiments performed with the reverse order of monomer addition gave no 1-hexene polymerisation after the PCL was formed. This potentially indicates that the Zr centre is no longer cationic, although 1-hexene coordination may also be blocked by polar functional groups in the PCL structure.

The sequential addition of 1-hexene followed by PO revealed essentially quantitative conversion of both monomers at room temperature (Table 2, entry 4a–b), yet the evidence shows that no BCPs were formed. SEC studies of the product mixtures showed multimodal distributions with the PO component in the oligomeric range ($M_n < 1 \text{ kg mol}^{-1}$, Fig. S15[†]), and MALDI-ToF analysis of the PO oligomers showed H/OH end groups consistent with a cROP mechanism (Fig. S12[†]). Traces of unreacted BCF may oligomerise/rearrange PO, preventing the formation of BCPs as well as limiting the cROP of PO to the formation of oligomers.⁶⁷ This observation is significant, as it shows that the co-catalyst is unlikely to be an innocent spectator in the group IV metal-catalysed cROP of epoxides.⁷¹

Computational studies

Given the aforementioned diagonal relationship between Sc and Zr, combined with the literature precedence for cationic Sc complexes to produce olefin/cyclic ester BCPs (Fig. 1b and c), we were curious to understand why $\text{Zr}^+\text{-C}(\text{polyolefin})$ complexes appear to undergo cROP under these conditions (Scheme 1, right), while structurally similar $\text{Sc}^+\text{-C}(\text{polyolefin})$ complexes can follow a coordination–insertion pathway (Scheme 1, left). To probe the difference in metal–O and metal–C bonds between structurally similar Zr^+ and Sc^+ catalysts, DFT studies were performed on simplified metallocene structures (see ESI[†] for more details). An isobutyl unit was selected to represent the polyolefin chain and the counteranion was omitted to



Scheme 2 Calculated free energy differences for the insertion of a ϵ -caprolactone unit into the Sc and Zr metallocene complexes shown.

decrease the computational cost (Scheme 2). Moreover, the Me and SiMe_3 Cp substituents from the Cp^*Sc catalyst reported in the literature (Fig. 1c) were omitted to allow better structural comparison with catalyst 2. The thermodynamic feasibility of the coordination–insertion mechanism for Sc^+ vs. Zr^+ was compared, with two units of CL inserted into the M–C bond (Scheme 2). For the Sc complex an exothermic reaction ($\Delta G = -54.0 \text{ kJ mol}^{-1}$) was observed, while the identical insertion for the Zr^+ analogue was endothermic ($\Delta G = +11.8 \text{ kJ mol}^{-1}$, see Table S5[†]). This falls in line with recently reported experimental and DFT studies on the cROP of CL *via* zirconocene complexes.^{72,73} The preferential formation of the coordination–insertion Sc product (Scheme 2, top right) may be due to the stronger Sc–O bond (local force constant = $4.33 \text{ mDyn \AA}^{-1}$) compared to the analogous Zr–O bond ($3.91 \text{ mDyn \AA}^{-1}$) (Table S3[†]).⁷⁴ Notably, some Zr catalysts are known to be poisoned by polar monomers, which has been attributed to the formation of a strong Zr–O bond hindering any further propagation.⁷⁵ Here, the DFT calculations show that this may not always be the case. Intriguingly, with these metallocene complexes the Sc–O bond is stronger, which may in fact increase the thermodynamic stability of the product enabling a coordination–insertion ROP mechanism. While our studies focused solely on thermodynamics, a clear difference between the two metals was shown, with Sc being exothermic for coordination–insertion of CL, whereas Zr is endothermic.

Conclusions

In conclusion, two cationic Zr–alkyl complexes based on aminobisphenolate or Cp ligands have been tested for the polymerisation of olefins, cyclic ethers and cyclic esters, including sequential addition studies to investigate the potential one-pot synthesis of polar/apolar block copolymers. While the homopolymerisation of 1-hexene and ϵ -caprolactone occurred efficiently, SEC and DOSY analyses of polymers with various monomer ratios showed that separate homopolymers were formed. Mechanistic studies revealed that block copolymer formation did not occur, and that instead, cationic ring-opening polymerisation of the cyclic ester takes place under these reaction conditions. DFT



calculations show that the ring-opening and insertion of CL into the cationic zirconocene $Zr^+-C(\text{polyolefin})$ bond is an endothermic process. In contrast, CL ring-opening and insertion into the analogous $Sc^+-C(\text{polyolefin})$ bond is exothermic, which aligns with previous reports for cationic scandium complexes successfully producing diblock copolymers from olefins and cyclic esters. In spite of the diagonal relationship and similarities between Sc and Zr, these differences in bond strengths may hamper the effectiveness of the zirconocene catalyst for BCP synthesis, although the impact of side-reactions such as β -hydride elimination cannot be unequivocally ruled out and this is currently being studied in our laboratory. Overall, this work highlights additional challenges to overcome in synthesising polyolefin/polyester diblock copolymers with cationic Zr^+ catalysts.

Data availability

The data supporting this article have been included as part of the ESI.†

Conflicts of interest

There are no conflicts of interest to declare.

Acknowledgements

We gratefully acknowledge Prof. Michael Shaver, Prof. Kyoko Nozaki and Dr Raju Chambenahalli for useful discussions. We also thank the UKRI Future Leaders Fellowship (MR/T042710/1, J. A. G. and E. F.) and the Royal Society (RSG/R1/180101, J. A. G.) for funding, and the Edinburgh Compute and Data Facility (ECDF) for high performance computing access.

References

- H. Dau, G. R. Jones, E. Tsogtgerel, D. Nguyen, A. Keyes, Y.-S. Liu, H. Rauf, E. Ordonez, V. Puchelle, H. Basbug Alhan, C. Zhao and E. Harth, *Chem. Rev.*, 2022, **122**(18), 14471–14553.
- A. Dorigato, *Adv. Ind. Eng. Polym. Res.*, 2021, **4**(2), 53–69.
- Y.-Y. Li, X.-Z. Zhang, H. Cheng, J.-L. Zhu, S.-X. Cheng and R.-X. Zhuo, *Macromol. Rapid Commun.*, 2006, **27**(22), 1913–1919.
- U. Capasso Palmiero, M. Sponchioni, N. Manfredini, M. Maraldi and D. Moscatelli, *Polym. Chem.*, 2018, **9**(30), 4084–4099.
- G. Desurmont, M. Tanaka, Y. Li, H. Yasuda, T. Tokimitsu, S. Tone and A. J. Yanagase, *J. Polym. Sci., Part A: Polym. Chem.*, 2000, **38**(22), 4095–4109.
- A. J. Teator, D. N. Lastovickova and C. W. Bielawski, *Chem. Rev.*, 2016, **116**(4), 1969–1992.
- D. J. Walsh, M. G. Hyatt, S. A. Miller and D. Guironnet, *ACS Catal.*, 2019, **9**(12), 11153–11188.
- C. Diaz and P. Mehrkhodavandi, *Polym. Chem.*, 2021, **12**(6), 783–806.
- S. C. Kosloski-Oh, Y. Manjarrez, T. J. Boghossian and M. E. Fieser, *Chem. Sci.*, 2022, **13**, 9515–9524.
- J. Wang, S. Xu, X. Hu, Y. Huo and X. Shi, *Organometallics*, 2022, **41**(2), 115–123.
- L. Pan, K. Zhang, M. Nishiura and Z. Hou, *Macromolecules*, 2010, **43**(23), 9591–9593.
- H.-J. Jung, I. Yu, K. Nyamayaro and P. Mehrkhodavandi, *ACS Catal.*, 2020, **10**(11), 6488–6496.
- H. Yasuda, M. Furo, H. Yamamoto, A. Nakamura, S. Miyake and N. Kibino, *Macromolecules*, 1992, **25**(19), 5115–5116.
- G. Desurmont, T. Tokimitsu and H. Yasuda, *Macromolecules*, 2000, **33**(21), 7679–7681.
- L. Wang, D. Cui, Z. Hou, W. Li and Y. Li, *Organometallics*, 2011, **30**(4), 760–767.
- C. Yao, D. Liu, P. Li, C. Wu, S. Li, B. Liu and D. Cui, *Organometallics*, 2014, **33**(3), 684–691.
- Y. Wang, C. Zhou and J. Cheng, *Macromolecules*, 2020, **53**(9), 3332–3338.
- R. A. Collins, A. F. Russell and P. Mountford, *Appl. Petrochem. Res.*, 2015, **5**(3), 153–171.
- C. Chen, *Nat. Rev. Chem.*, 2018, **2**(5), 6–14.
- H. G. Alt and A. Köppl, *Chem. Rev.*, 2000, **100**(4), 1205–1222.
- A. Buchard, C. J. Chuck, M. G. Davidson, G. Gobius du Sart, M. D. Jones, S. N. McCormick and A. D. Russell, *ACS Catal.*, 2023, **13**(4), 2681–2695.
- A. Stopper, J. Okuda and M. Kol, *Macromolecules*, 2012, **45**(2), 698–704.
- L.-C. Liang, S.-T. Lin, C.-C. Chien and M.-T. Chen, *Dalton Trans.*, 2013, **42**(25), 9286–9293.
- D. T. Jenkins, E. Fazekas, S. B. H. Patterson, G. M. Rosair, F. Vilela and R. D. McIntosh, *Catalysts*, 2021, **11**(5), 551.
- A. J. Chmura, M. G. Davidson, M. D. Jones, M. D. Lunn and M. F. Mahon, *Dalton Trans.*, 2006, 887–889.
- X. Wang, A. Thevenon, J. L. Brosmer, I. Yu, S. I. Khan, P. Mehrkhodavandi and P. L. Diaconescu, *J. Am. Chem. Soc.*, 2014, **136**(32), 11264–11267.
- A. L. Zelikoff, J. Kopilov, I. Goldberg, G. W. Coates and M. Kol, *Chem. Commun.*, 2009, 6804–6806.
- M. Bialek and J. Fryga, *Polymers*, 2021, **13**(24), 4456.
- S. E. Reybuck, A. L. Lincoln, S. Ma and R. M. Waymouth, *Macromolecules*, 2005, **38**(7), 2552–2558.
- C. Hohberger, T. P. Spaniol and J. Okuda, *Macromol. Chem. Phys.*, 2014, **215**(20), 2001–2006.
- D. J. Arriola, E. M. Carnahan, P. D. Hustad, R. L. Kuhlman and T. T. Wenzel, *Science*, 2006, **312**(5774), 714–719.
- S. M. Quan, X. Wang, R. Zhang and P. L. Diaconescu, *Macromolecules*, 2016, **49**(18), 6768–6778.
- R. Dai and P. L. Diaconescu, *Dalton Trans.*, 2019, **48**(9), 2996–3002.
- Z. C. Hern, S. M. Quan, R. Dai, A. Lai, Y. Wang, C. Liu and P. L. Diaconescu, *J. Am. Chem. Soc.*, 2021, **143**(47), 19802–19808.
- S. Pappuru, D. Chakraborty, V. Ramkumar and D. K. Chand, *Polymer*, 2017, **123**, 267–281.
- P. Dobrzynski and J. J. Kasprczyk, *J. Polym. Sci., Part A: Polym. Chem.*, 2006, **44**(10), 3184–3201.



- 37 P. J. Dobrzynski, *J. Polym. Sci., Part A: Polym. Chem.*, 2002, **40**(10), 1379–1394.
- 38 K. Kostakis, S. Mourmouris, G. Karanikolopoulos, M. Pitsikalis and N. J. Hadjichristidis, *J. Polym. Sci., Part A: Polym. Chem.*, 2007, **45**(16), 3524–3537.
- 39 V. V. Burlakov, P. Arndt, W. Baumann, A. Spannenberg and U. Rosenthal, *Organometallics*, 2006, **25**(2), 519–522.
- 40 K. P. Kepp, *Inorg. Chem.*, 2016, **55**(18), 9461–9470.
- 41 A. F. Wells, *Structural Inorganic Chemistry*, Clarendon Press, 2012.
- 42 L. Pauling, *The Nature of the Chemical Bond*, 1960, pp. 97–101.
- 43 K. Mashima, *Organometallics*, 2021, **40**(21), 3497–3505.
- 44 J. Chen, A. Motta, B. Wang, Y. Gao and T. J. Marks, *Angew. Chem., Int. Ed.*, 2019, **58**(21), 7030–7034.
- 45 B. Liu, K. Qiao, J. Fang, T. Wang, Z. Wang, D. Liu, Z. Xie, L. Maron and D. Cui, *Angew. Chem., Int. Ed.*, 2018, **57**(45), 14896–14901.
- 46 S. Gendler, S. Segal, I. Goldberg, Z. Goldschmidt and M. Kol, *Inorg. Chem.*, 2006, **45**(12), 4783–4790.
- 47 E. Y. Tshuva, I. Goldberg, M. Kol, H. Weitman and Z. Goldschmidt, *Chem. Commun.*, 2000, 379–380.
- 48 E. Y. Tshuva, I. Goldberg, M. Kol and Z. Goldschmidt, *Organometallics*, 2001, **20**(14), 3017–3028.
- 49 E. Villaseñor, R. Gutierrez-Gonzalez, F. Carrillo-Hermosilla, R. Fernández-Galán, I. López-Solera, A. R. Fernández-Pacheco and A. Antiñolo, *Eur. J. Inorg. Chem.*, 2013, **2013**(7), 1184–1196.
- 50 J. Jitonnorn and W. J. Meelua, *Theor. Comput. Chem.*, 2017, **16**(01), 1750003.
- 51 H. Sinn and W. Kaminsky, *Ziegler-Natta Catalysis*, in *Advances in Organometallic Chemistry*, ed. F. G. A. Stone and R. West, Academic Press, 1980, vol. 18, pp. 99–149.
- 52 Y. Ning, Y. Zhang, A. Rodriguez-Delgado and E. Y. X. Chen, *Organometallics*, 2008, **27**(21), 5632–5640.
- 53 M. Teruaki, H. Michiya, O. Kunihiro, M. Makoto and Y. Tohru, *Chem. Lett.*, 1995, **24**(8), 737–738.
- 54 M. Hayakawa, M. Mitani, T. Yamada and T. Mukaiyama, *Macromol. Chem. Phys.*, 1997, **198**(5), 1305–1317.
- 55 E. Y. Tshuva, M. Versano, I. Goldberg, M. Kol, H. Weitman and Z. Goldschmidt, *Inorg. Chem. Commun.*, 1999, **2**(8), 371–373.
- 56 E. Y. Tshuva, I. Goldberg and M. Kol, *J. Am. Chem. Soc.*, 2000, **122**(43), 10706–10707.
- 57 Y. Zhang, L. Qu, Y. Wang, D. Yuan, Y. Yao and Q. Shen, *Inorg. Chem.*, 2018, **57**(1), 139–149.
- 58 M. Save and A. Soum, *Macromol. Chem. Phys.*, 2002, **203**(18), 2591–2603.
- 59 J. M. Switzer, N. E. Travia, D. K. Steelman, G. A. Medvedev, K. T. Thomson, W. N. Delgass, M. M. Abu-Omar and J. M. Caruthers, *Macromolecules*, 2012, **45**(12), 4978–4988.
- 60 D. K. Steelman, P. D. Pletcher, J. M. Switzer, S. Xiong, G. A. Medvedev, W. N. Delgass, J. M. Caruthers and M. M. Abu-Omar, *Organometallics*, 2013, **32**(17), 4862–4867.
- 61 D. K. Steelman, S. Xiong, P. D. Pletcher, E. Smith, J. M. Switzer, G. A. Medvedev, W. N. Delgass, J. M. Caruthers and M. M. Abu-Omar, *J. Am. Chem. Soc.*, 2013, **135**(16), 6280–6288.
- 62 P. D. Pletcher, J. M. Switzer, D. K. Steelman, G. A. Medvedev, W. N. Delgass, J. M. Caruthers and M. M. Abu-Omar, *ACS Catal.*, 2016, **6**(8), 5138–5145.
- 63 J. M. Switzer, P. D. Pletcher, D. K. Steelman, J. Kim, G. A. Medvedev, M. M. Abu-Omar, J. M. Caruthers and W. N. Delgass, *ACS Catal.*, 2018, **8**(11), 10407–10418.
- 64 W. Gruszka, L. C. Walker, M. P. Shaver and J. A. Garden, *Macromolecules*, 2020, **53**(11), 4294–4302.
- 65 G. W. Coates, P. D. Hustad and S. Reinartz, *Angew. Chem., Int. Ed.*, 2002, **41**(13), 2236–2257.
- 66 P. Wang, Y. Wang, H. Neumann and M. Beller, *Chem. – Eur. J.*, 2023, **29**(8), e202203342.
- 67 D. Chakraborty, A. Rodriguez and E. Y. X. Chen, *Macromolecules*, 2003, **36**(15), 5470–5481.
- 68 K. Udomsasporn, S. Haesuwannakij, P. Piromjitpong, P. Chumsaeng and K. Phomphrai, *Dalton Trans.*, 2020, **49**(41), 14378–14382.
- 69 J. E. Báez, A. Ramírez-Hernández and Á. Marcos-Fernández, *Polym. Adv. Technol.*, 2010, **21**(1), 55–64.
- 70 S. Penczek and J. Pretula, *ACS Macro Lett.*, 2021, **10**(11), 1377–1397.
- 71 E. Farrow, Y. Sarazin, D. L. Hughes and M. Bochmann, *J. Organomet. Chem.*, 2004, **689**(24), 4624–4629.
- 72 W. Meelua, M. Linnolahti and J. Jitonnorn, *RSC Adv.*, 2024, **14**(17), 11715–11727.
- 73 W. Meelua, T. Wanjai and J. Jitonnorn, *Sci. Rep.*, 2024, **14**(1), 3952.
- 74 E. Kraka, W. Zou and Y. Tao, *WIREs Comput. Mol. Sci.*, 2020, **10**(5), e1480.
- 75 L. S. Boffa and B. M. Novak, *Chem. Rev.*, 2000, **100**(4), 1479–1494.

