

Cite this: *Chem. Sci.*, 2023, 14, 13765

All publication charges for this article have been paid for by the Royal Society of Chemistry

Synthesis of substituted benzylboronates by light promoted homologation of boronic acids with *N*-sulfonylhydrazones†

Álvaro Valdés-Maqueda,^{ID} Lucía López,^{ID} Manuel Plaza^{ID}* and Carlos Valdés^{ID}*

The synthesis of benzylboronates by photochemical homologation of boronic acids with *N*-tosylhydrazones under basic conditions is described. The reaction involves the photolysis of the *N*-tosylhydrazone salt to give a diazoalkane followed by the geminal carboborylation of the diazoalkane. Under the mild reaction conditions, the protodeboronation of the unstable benzylboronic acid is circumvented and the pinacolboronates can be isolated after reaction of the benzylboronic acid with pinacol. The methodology has been applied to the reactions of alkylboronic acids with *N*-tosylhydrazones of aromatic aldehydes and ketones, and to the reactions of arylboronic acids with *N*-tosylhydrazones of aliphatic ketones. Moreover, the employment of the DBU/DIPEA bases combination allows for homogeneous reactions which have been adapted to photochemical continuous flow conditions. Additionally, the synthetic versatility of boronates enables their further transformation via $\text{Csp}^3\text{-C}$ or $\text{Csp}^3\text{-X}$ bond forming reactions converting this methodology into a novel method for the geminal difunctionalization of carbonyls via *N*-tosylhydrazones.

Received 24th October 2023
Accepted 21st November 2023

DOI: 10.1039/d3sc05678c

rsc.li/chemical-science

Introduction

Boronic acids and boronates are a very significant class of compounds due to their vast applications as synthetic intermediates as well as for their interesting properties in areas that span from materials to medicinal chemistry.¹ Of particular interest is a specific class of boronic acid derivatives known as saturated boronic acids, distinguished by the presence of a $\text{Csp}^3\text{-B}$ bond.² In recent years, a wide array of reactions have been devised to transform these systems through both C-C and C-heteroatom bond forming reactions significantly expanding their synthetic versatility.^{3–5}

On the other hand, the transition-metal free coupling of boronic acids with *N*-sulfonylhydrazones is a very powerful method for the modification of carbonyl compounds.⁶ In these reactions, a carbon-carbon bond and a carbon-boron bond are formed on the same carbon atom in a process that involves the decomposition of the *N*-sulfonylhydrazone to give a diazo compound followed by the carboborylation of the diazo compound with concomitant loss of nitrogen. However, under the relative harsh reaction conditions required for the

generation of the diazo compound, the intermediate boronic acid formed may undergo protodeboronation to yield the product derived from the reductive coupling of the boronic acid and the *N*-sulfonylhydrazone (Scheme 1a). This methodology has proven to be a very powerful C-C bond forming reaction that have found wide applications in organic synthesis.^{7,8} Nevertheless, the possibility of circumventing the protodeboronation step, and achieving the geminal difunctionalization of the carbonyl group through the *N*-sulfonylhydrazone is a very attractive synthetic transformation.⁹ Our research group has successfully demonstrated the feasibility of this approach by capturing the boronic acid moiety via intramolecular cyclizations. Thus, we have developed cascade geminal C-C/C-C bond forming processes¹⁰ as well as C-C/C-N cyclizations¹¹ (Scheme 1b) that have led to the development of new methods to synthesize quite complex Csp^3 -rich bicyclic and spirocyclic structures. Moreover, very recently, Merchant and Qin *et al.* showed in a remarkable study, that the secondary and tertiary boronic acids which are obtained by reaction of *N*-sulfonylhydrazones of alkyl ketones and aldehydes with alkylboronic acids are not prone to undergo protodeboronation, and therefore can be efficiently trapped as pinacol boronates, providing a general method for the construction of these important synthetic intermediates with wide structural diversity (Scheme 1c).¹² This type of homologation has been also explored employing stable diazo compounds¹³ as well as other sources of unstabilized diazoalkanes.¹⁴ In particular, the photochemical decomposition of oxadiazolines under continuous flow has been employed by Ley *et al.* as a mild method to generate diazoalkanes, that upon

Departamento de Química Orgánica e Inorgánica, Instituto Universitario de Química Organometálica “Enrique Moles” and Centro de Innovación en Química Avanzada (ORFEO-CINQA), Universidad de Oviedo, C/Julián Clavería 8, 33006 Oviedo, Spain.
E-mail: plazamanuel@uniovi.es; acvg@uniovi.es

† Electronic supplementary information (ESI) available: Experimental procedures, description of the batch and continuous flow photochemical setups, characterization data, and copies of the ¹H and ¹³C NMR spectra. See DOI: <https://doi.org/10.1039/d3sc05678c>



Scheme 1 (A) Reductive coupling of boronic acids and *N*-sulfonylhydrazones by the carboborylation/protodeboronation sequence. (B) Synthesis of pyrrolidines by a C–C/C–N bond forming cascade involving carboborylation of a *N*-tosylhydrazone and intramolecular interception by an azide. (C) Synthesis of pinacol boronates from alkyl *N*-tosylhydrazones and alkylboronic acids. (D) Synthesis of benzyl boronates by photochemically promoted homologation of arylboronic acids with oxadiazolines. (E) Photoinduced generation of diazo compounds from *N*-tosylhydrazones and their use in the homologation of aldehydes. (F) This work: synthesis of benzyl boronates by photochemically promoted homologation of alkyl and arylboronic acids with *N*-sulfonylhydrazones.

treatment with aryl or alkenylboronic acids lead to the corresponding homologated boronic acids, that can be trapped as the corresponding boronates¹⁵ or upon a subsequent reaction.¹⁶ However, the synthesis of benzyl and allyl boronates from *N*-sulfonylhydrazones has remained elusive, due to their instability under the thermal and basic reaction conditions required for the generation of the diazoalkane from the hydrazone.^{6,12a} Nevertheless, considering the widespread availability and simplicity of obtaining *N*-sulfonylhydrazones from carbonyl compounds, the capability to synthesize benzylboronates under transition-metal-free conditions using such readily accessible starting materials would represent a highly valuable synthetic transformation. In this context, we became inspired by some recent publications that reported that the decomposition of *N*-tosylhydrazones can be promoted photochemically.^{17–20} In particular, König *et al.* discovered that the formation of diazo compounds from *N*-tosylhydrazones can be achieved by irradiation of the *N*-tosylhydrazone salts with visible light at rt, and applied this reaction in the homologation of carbonyl compounds (Scheme 1e).¹⁷ Taking these results into consideration we envisioned that under mild photochemical conditions the preparation of benzylboronates by homologation of boronic acids by reaction with *N*-tosylhydrazones might be possible.^{21,22}

We expected that at room temperature the protodeboronation of the homologated boronic acid might not occur, enabling their capture as pinacolboronates. In this manuscript we wish to report our results, which have led to the development of a new method for the preparation of secondary and tertiary benzyl boronates by homologation of boronic acids with *N*-tosylhydrazones under mild photochemical conditions.

Results and discussion

To check our hypothesis, we initiated our study by considering the reaction between propylboronic acid and the *N*-tosylhydrazone **1a** derived from 1-tetralone. To select the proper irradiation wavelength, a UV spectrum of the solution of the *N*-sulfonylhydrazone in the presence of a base was registered. As described by König for *N*-tosylhydrazones of alkyl ketones,¹⁷ a bathochromic shift of the absorption was observed for the mixture in the presence of base when compared with the pure *N*-tosylhydrazone. Based on these measurements, violet light (390 nm) was selected as the excitation wavelength (see ESI† for details). Thus, we irradiated a mixture of the *N*-tosylhydrazone **1a**, 3 equiv. of *n*-propylboronic acid and 3 equiv. of cesium carbonate in CH_2Cl_2 with a 390 nm LED lamp for 2 h at rt. Then,





Scheme 2 Initial experiments on the photochemical homologation of alkylboronic acids with aromatic *N*-tosylhydrazones.

the mixture was treated with H_2O_2 , to oxidize the expected homologated boronic acid (Scheme 2). Delightfully, the expected alcohol **2** was obtained with high yield, indicating that the homologation had taken place through the photochemically induced reaction, and importantly that no protodeboronation had occurred under the reaction conditions. This promising result pointed that the isolation of the benzyl boronate might be possible. However, when we attempted to trap the boronic acid as the pinacol boronate **3** by addition of pinacol instead of the oxidation with H_2O_2 upon completion of the reaction, the tertiary alcohol was still the main product, even in the absence of any oxidation agent and in dry and oxygen free conditions. Nevertheless, when the same conditions were applied to the reaction of the *N*-tosylhydrazone of 4-methoxybenzaldehyde **1b** with butylboronic acid, this time the pinacolboronate **4a** could be obtained in good yield, with no alcohol or protodeboronation byproduct being detected (Table 1, entry 1).

Thus, we selected the reaction between the *N*-tosylhydrazone of 4-methoxybenzaldehyde **1b** and *n*-butylboronic acid as starting point to develop proper reaction conditions (Table 1). The reactions were carried out at room temperature, and after the reaction time indicated, the lamp was turned off and pinacol was added to trap the boronic acid as the benzyl boronate **4a**. A selection of the conditions analyzed are presented in Table 1. We found that the addition of diisopropylethylamine (DIPEA) together with the inorganic base provided higher yields than the Cs_2CO_3 alone (Table 1, entry 2). Moreover, other bases such as K_2CO_3 and LiOtBu , which are widely employed for the thermal decomposition of *N*-sulfonylhydrazones at high temperatures also promoted the reaction, although with lower yields (Table 1, entries 3 and 4). The influence of the solvent is remarkable, in coordinating solvents such as 1,4-dioxane, THF and acetonitrile the *N*-tosylhydrazone undergoes decomposition, but the carboborylation reaction does not proceed at all (Table 1, entries 7–9).

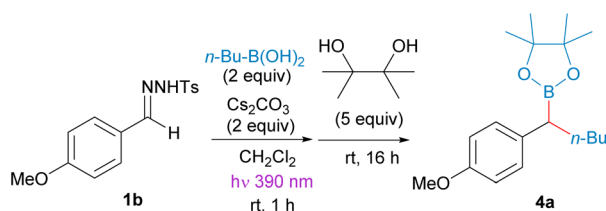
Then, the scope of the reaction was studied under the reaction conditions developed (Scheme 3). Regarding the structure of the boronic acid, the reaction is compatible with the employment of methylboronic acid, primary alkylboronic acids, and cyclic secondary alkylboronic acids (**4d–4f**). Importantly, the reaction is also compatible with a variety of sensitive functional groups in the boronic acid, such as bromide **4i**, nitrile **4j** and an enolizable ketone **4k**. Unfortunately, *N*-*boc* protected heterocyclic boronic acids did not react with the diazoalkane under this mild reaction conditions.

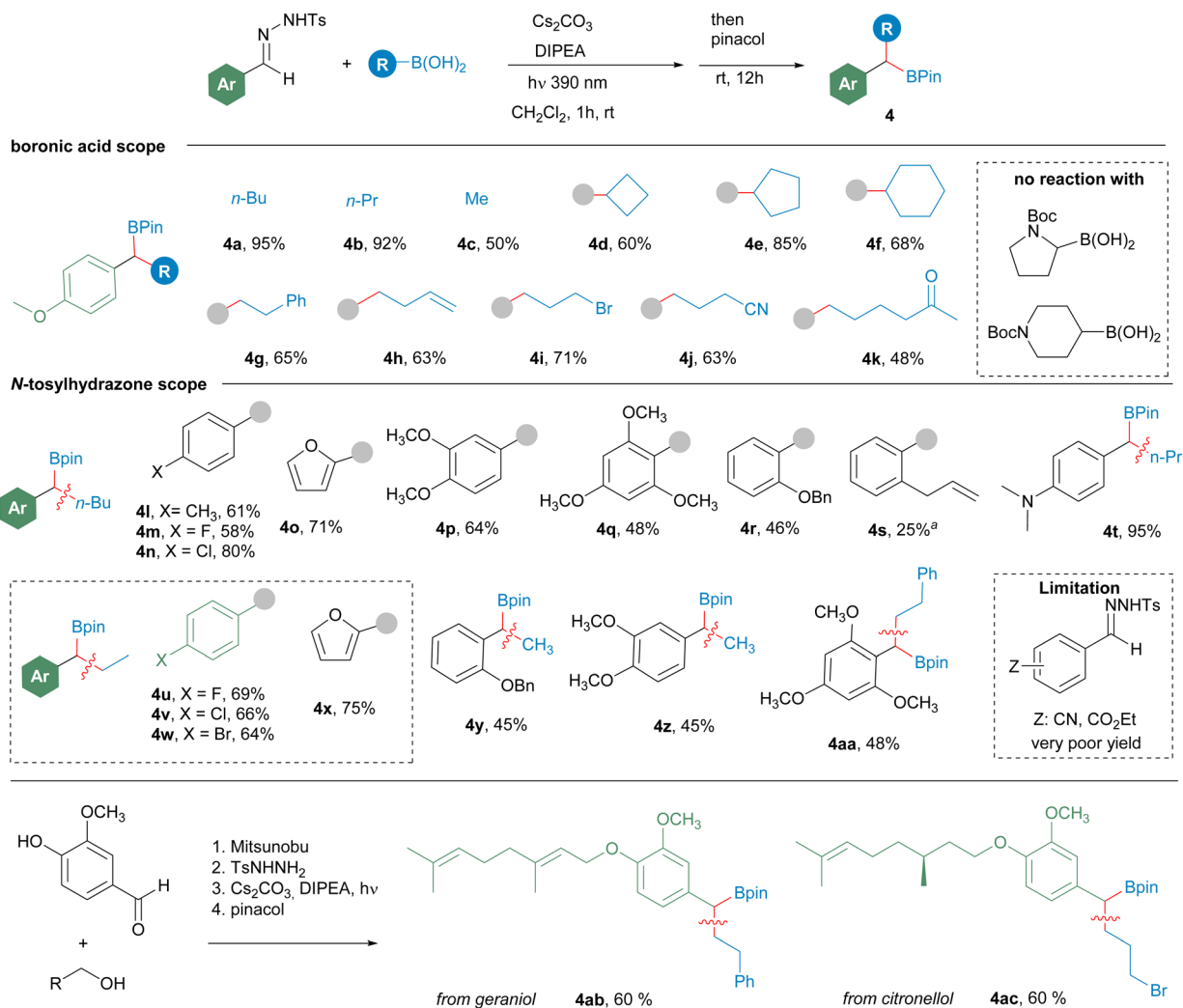
Regarding the structure of the aldehyde, the reaction proceeds successfully with electron-rich (**4p**, **4q**, **4t**), neutral (**4l**) and moderately electron-withdrawing aromatic systems (**4m**, **4n**, **4v**, **4w**), but with *N*-tosylhydrazones with strong electron-

Table 1 Influence of the reaction conditions in the homologation of butylboronic acid with the tosylhydrazone of 4-methoxybenzaldehyde **1b**^a

Entry	Deviation from standard conditions ^a	Conversion ^b (%)	Yield ^c (%)
1	None	100	78
2	2 equiv. of DIPEA added	100	95
3	With K_2CO_3 instead of Cs_2CO_3 and 2 equiv. of DIPEA	100	88
4	With LiOtBu instead of Cs_2CO_3 and 2 equiv. of DIPEA	100	46
5	No light	0	0
6	No base	0	0
7	1,4-Dioxane instead of DCM	100	0
8	THF instead of DCM	100	0
9	Acetonitrile instead of DCM	100	0
10	427 nm lamp, 4 h	17	—
11	1 equiv. of boronic acid	100	62

^a Standard conditions: hydrazone **1b** 0.2 mmol, *n*-Bu-B(OH)₂ (3 equiv.), solvent 2 mL, Kessil PR160L lamp 390 nm (52 W). ^b Determined by the disappearance of the *N*-tosylhydrazone signals by ¹H NMR. ^c Isolated yield after column chromatography. DIPEA: diisopropylethylamine.





Scheme 3 Formation of benzylboronates **4** by reaction of *N*-tosylhydrazones of aromatic aldehydes with alkylboronic acids. Reaction conditions: *N*-tosylhydrazone (0.2 mmol), alkylboronic acid (0.6 mmol), Cs₂CO₃ (3 equiv.), DIPEA (3 equiv.), CH₂Cl₂ 2 mL, irradiation with a 390 nm lamp (52 W), 1–3 h, rt; then pinacol (5 equiv.), 12 h, rt. Isolated yields after column chromatography are given. ^aA 1 : 1 mixture of the boronic ester and the pyrazoline derived from a 1,3-dipolar cycloaddition was detected in the reaction crude (see Scheme 8b for details).

withdrawing substituents the yields of the reactions are substantially reduced. Additionally, the reaction tolerates ortho mono (**4r**) and disubstitution (**4q**, **4aa**). However, low yield was obtained for the *o*-allyl substituted *N*-tosylhydrazone **4s**, since in this case a 1 : 1 mixture of **4s** and the pyrazoline derived from the intramolecular 1,3-dipolar cycloaddition between the diazo compound and the double bond is obtained (see Scheme 8 below). To further illustrate the potential of this transformation to access to complex boronates, vanillin was used as a linker to attach hydroxylated natural products to the *N*-tosylhydrazone moiety. Then the homologation reaction provided the boronates with good yields, as shown by the synthesis of geraniol and (–)-citronellol containing boronates **4ab** and **4ac** respectively.

Once we had developed a useful method for the synthesis of secondary benzyl boronates from alkylboronic acids and aromatic aldehydes *via* their *N*-sulfonylhydrazones, we turned our attention to the reverse combination of partners, *N*-

tosylhydrazones of alkyl ketones and arylboronic acids. We selected 4-methoxyphenylboronic acid and the *N*-tosylhydrazone **1c** derived from benzyl methyl ketone as substrates for the model reaction (Table 2). When the conditions developed before for aromatic *N*-tosylhydrazones were applied no coupling product was obtained, recovering the *N*-tosylhydrazone untouched (Table 2, entry 2). Interestingly, upon irradiation for 16 h, 50% conversion of the hydrazone was achieved (Table 2, entry 3). These results indicated that the alkyl substituted hydrazone underwent very slow photochemical decomposition under these conditions. Indeed, a new UV-vis analysis revealed that the *N*-tosylhydrazone salts from alkyl ketones should be excited with low-energy UV light rather than violet light, due to their lower absorbance (see ESI† for details). Thus, when the irradiation wavelength was changed to 370 nm total conversion was achieved after 6 h to provide, after reaction with pinacol overnight, a mixture of the boronate **5a** and the alcohol **6** derived from the oxidation of the homologated boronic acid



Table 2 Influence of the reaction conditions in the homologation of 4-methoxyphenylboronic acid with the dialkyl *N*-tosylhydrazone **1c**^a

Entry	Deviation from standard conditions ^a	Conversion ^b (%)	Ratio ^c 5a : 6 (Yield ^d (%))
1	None	100	1 : 1.6 65% (6)
2	390 nm, 1 h	0	—
3	390 nm, 16 h	50	—
4	1 eq. Cs ₂ CO ₃	25	1 : 2
5	1 h	7	3 : 1
6	2 h	31	3 : 1
7	Toluene instead of CH ₂ Cl ₂	30	5 : 1
8	Addition of 4A MS	100	1 : 1
9	Only DIPEA (2 eq.) as base, 16 h	0	—
10	Overnight (w/o DIPEA)	100	16% (5a)
11	NaH (1 eq.), 10 min, then boronic acid + DIPEA	0	—
12	NaH (1 eq.), 10 min, then boronic acid (w/o DIPEA)	0	—
13	NaH (1 eq.), 10 min, then boronic acid + DIPEA, 16 h	0	—
14	DBU (2 eq.) instead of Cs ₂ CO ₃	100	1 : 0
15	DBU (2 eq.) instead of Cs₂CO₃, 2 h	100	1:0 70% (5a)

^a Standard conditions: *N*-tosylhydrazone (0.2 mmol), arylboronic acid (0.3 mmol), Cs₂CO₃ (3 equiv.), DIPEA (3 equiv.), CH₂Cl₂ 2 mL, irradiation with a 390 nm lamp (52 W), 1–3 h, rt; then pinacol (5 equiv.), 12 h, rt. ^b Determined by the disappearance of the *N*-tosylhydrazone. ^c Determined by ¹H NMR on the reaction crude. ^d Isolated yield after column chromatography. PMP: 4-methoxyphenyl; DBU: 1,8-diazabicyclo[5.4.0]undec-7-ene.

(Table 2, entry 1). The attempts to eliminate the formation of the alcohol keeping Cs₂CO₃ as base were unsuccessful: reduction of the amount of Cs₂CO₃ led to a dramatic reduction in the conversion (entry 4) shorter reaction times increased the **5a** : **6** ratio, but also at the expenses of much lower conversion (entries 5 and 6). The employment of toluene as solvent (entry 7) and the exclusion of water by addition of molecular sieves (entry 8) did not prevent the formation of the alcohol either. The reaction employing DIPEA as only base (entry 9), and reactions employing a preformed hydrazone salt by deprotonation with NaH led to the recovery of the starting material (entries 11–13). Moreover, very low isolated yield of the boronate **5a** was obtained when the reaction was conducted with Cs₂CO₃ in the absence of DIPEA (entry 10). Delightfully, when DBU was used as base, total conversion was achieved, and importantly the boronate **5a** was isolated with no formation of the alcohol (entry 14). After some more experimentation it was found that the combination of DBU and DIPEA provided the best results leading to the boronate in a 70% yield (entry 15).

The scope of the reaction under these new conditions was studied for a set of *N*-tosylhydrazones leading to the tertiary boronic esters with moderate to good yields (Scheme 4). The reaction can be applied to linear *N*-tosylhydrazones (**5a**, **5b**), carbocyclic (**5c–5f**) and heterocyclic systems (**5g**, **5h**), and again tolerates the presence of sensitive functional groups, such as carboxylate (**5h**) and nitrile (**5i**). The reaction proceeded nicely for an α -substituted cyclohexanone leading to the tertiary boronate as a single diastereoisomer (**5i**).[‡]

Very high diastereoselectivity was also achieved for the boronate derived from 4-phenylcyclohexanone *N*-tosylhydrazone **5j**,

highlighting the importance of the mild conditions to enhance the stereoselectivity of the reactions. However, lower stereoselectivity was obtained for boronate **5l**, as in this case the hydrazone does not belong to the ring and the stereochemical control is marginal. The photochemical carboborylation could also be applied to cholestanone, as an example late-stage functionalization leading to the tertiary boronate **5m** with moderate yields and stereoselectivities.

Quite unexpectedly, when the reaction was applied to other boronic acids such as 4-chlorophenyl boronic acid, under these specific reaction conditions poor conversion was detected. We found that in order to achieve good conversion it was necessary to perform the reactions in excess of the *N*-tosylhydrazone. Moreover, some of the benzylboronic esters are quite unstable under silica gel chromatography, and unactivated silica gel or neutral alumina is necessary in the purifications. Upon these modifications, the reaction can be carried out with a variety of arylboronic acids featuring electron donating (**5p**, **5q**), neutral (**5r**) and electronwithdrawing substituents (**5n**).

Interestingly, these reaction conditions could be applied also to the homologation of an alkylboronic acid with alkyl *N*-tosylhydrazones towards the synthesis of tertiary alkyl boronates as represented by the synthesis of boronate **5v**. These alkylboronates can be prepared efficiently under thermal conditions as reported by Qin *et al.*,^{12a} but now their synthesis might be also accomplished under photochemical conditions at room temperature.

To continue with the study of the scope of this transformation, we then turned our attention to *N*-tosylhydrazones derived from aryl ketones, which would lead to tertiary benzyl





Scheme 4 Synthesis of benzylboronates **5** by reaction of *N*-tosylhydrazones of aliphatic ketones with arylboronic acids. ^aReaction conditions: *N*-tosylhydrazone (0.2 mmol, 1 equiv.), arylboronic acid (0.4 mmol, 2 equiv.), DBU (2 equiv.), DIPEA (2 equiv.), CH₂Cl₂ 2 mL, irradiation with a 370 nm lamp (43 W), 1–3 h, rt; then pinacol (5 equiv.), 12 h, rt. Isolated yields after column chromatography are given. ^bReaction conditions: *N*-tosylhydrazone (0.4 mmol, 2 equiv.), arylboronic acid (0.2 mmol, 1 equiv.), DBU (4 equiv.), DIPEA (4 equiv.), CH₂Cl₂ 2 mL, irradiation with a 370 nm lamp (45 W), 1–3 h, rt; then pinacol (5 equiv.), 12 h, rt. Isolated yields after column chromatography are given.

boronates **7** upon reaction with alkylboronic acids (Scheme 5). Both protocols were examined. The reactions with the Cs₂CO₃/DIPEA combination seemed to be appropriate in several examples, although the DBU/DIPEA bases system gave consistently better yields avoiding the autooxidation of the homologated boronic acid. The reactions with hydrazones derived from acetophenones led to the tertiary benzylic boronates in yields comparable with the reactions with hydrazones from aldehydes (**7a–7f**). The presence of longer and functionalized alkyl substituents is also tolerated as represented by **7g** and **7h**, which feature an azide and an ester functionality at the γ -position respectively. It must be noted that in some examples very poor yields were achieved upon irradiation with the 390 nm light giving rise to degradation products derived from the *N*-sulfonylhydrazone. However, the employment of 370 nm light provided the benzyl boronate with acceptable yields. It is likely that in those cases the higher wavelength light may promote not only the decomposition of the *N*-tosylhydrazone but also the photolysis of the diazo compound into a carbene which then may evolve through different pathways.²³

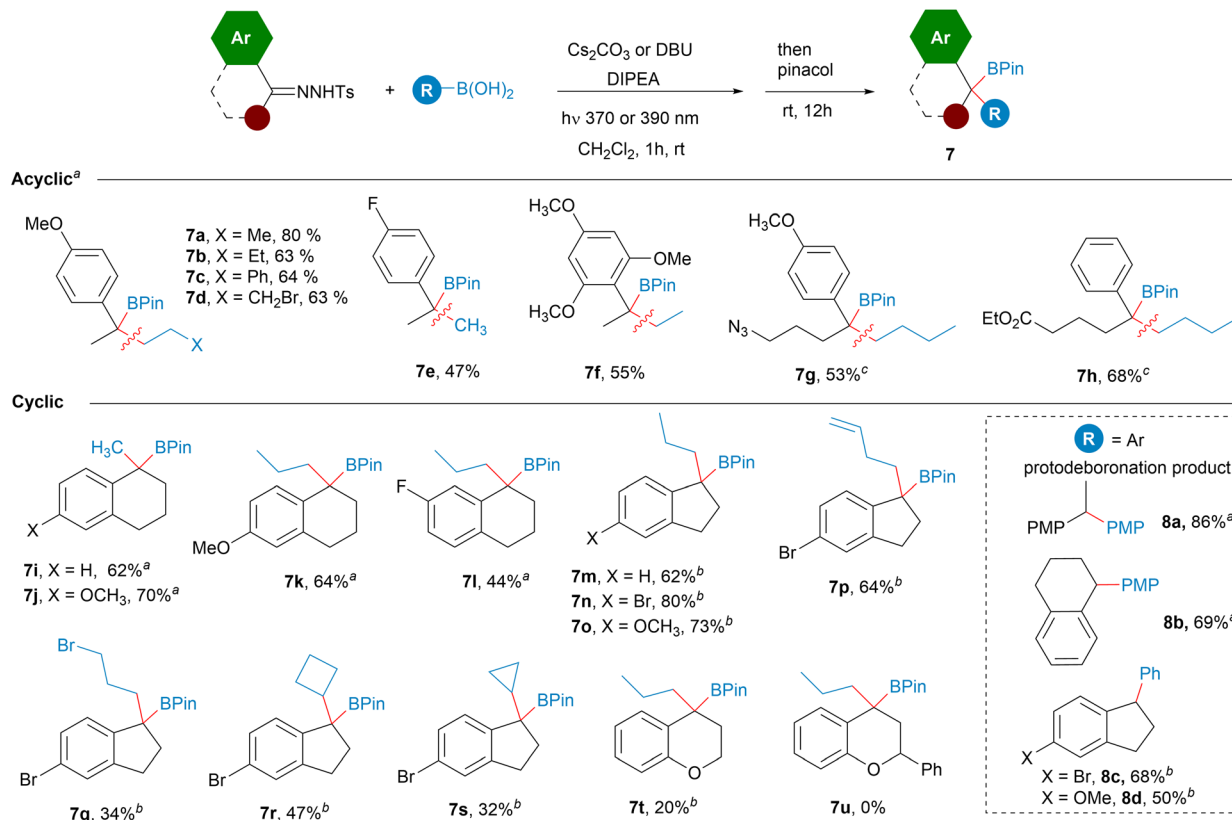
In the case of the reactions with tetralones we had observed that the oxidation product could not be avoided employing

Cs₂CO₃ as unique base (Scheme 2). Now, under the optimized conditions employing either the Cs₂CO₃/DIPEA or the DBU/DIPEA combinations, the autooxidation of the homologated boronic acid is prevented and the boronates could be isolated successfully (**7i–7l**). The scope of the reaction includes also the hydrazones derived from indanones (**7m–7s**) which provide the tertiary boronic esters with moderate to good yields. The reaction includes linear, functionalized and cyclic boronic acids. In contrast, poor yield was obtained under these conditions for the chromane derived benzyl ester **7t** and no boronic ester **7u** was obtained with the flavanone derivative.

The reaction of aryl ketone *N*-tosylhydrazones was also explored with arylboronic acids. However, in these cases the homologated boronic ester could not be trapped, as the diarylalkylboronic acids turned out to be too unstable and underwent very fast spontaneous protodeboronation even at rt to give the 1,1-diaryllkanes **8**. These reductive coupling reactions are well developed under thermal conditions,^{6,7} but now we show that they might be also performed under photochemical conditions at room temperature.

Importantly, the reactions employing the DBU/DIPEA bases system, unlike the reactions that use an inorganic base, are





Scheme 5 Synthesis of benzylboronates **7** by reaction of *N*-tosylhydrazones of aromatic ketones with alkylboronic acids. ^aReaction conditions: *N*-tosylhydrazone (0.2 mmol, 1 equiv.), alkylboronic acid (0.6 mmol, 3 equiv.), Cs₂CO₃ (2 equiv.), DIPEA (2 equiv.), CH₂Cl₂ 2 mL, irradiation with a 390 nm lamp (52 W), 1–3 h, rt; then pinacol (5 equiv.), 12 h, rt. Isolated yields after column chromatography are given. ^bReaction conditions: *N*-tosylhydrazone (0.2 mmol, 1 equiv.), alkylboronic acid (0.6 mmol, 3 equiv.), DBU (2 equiv.), DIPEA (2 equiv.), CH₂Cl₂ 2 mL, irradiation with a 390 nm lamp (52 W), 1–3 h, rt; then pinacol (5 equiv.), 12 h, rt. Isolated yields after column chromatography are given. ^cReaction conditions: *N*-tosylhydrazone (0.2 mmol, 1 equiv.), alkylboronic acid (0.6 mmol, 3 equiv.), Cs₂CO₃ (2 equiv.), DIPEA (2 equiv.), CH₂Cl₂ 2 mL, irradiation with a 370 nm lamp (43 W), 1–3 h, rt; then pinacol (5 equiv.), 12 h, rt. Isolated yields after column chromatography are given. PMP: 4-methoxyphenyl.

homogeneous. Therefore, we thought that it might be possible to adapt the reaction conditions to continuous flow, since it represents a very convenient option to scale-up photochemical reactions.²⁴ Moreover, the *in situ* generation of the potentially hazardous non-stabilized diazoalkanes under continuous flow is also attractive for safety reasons.^{25,26} Taking all of this into consideration, the ability to perform the photochemically triggered homologations under continuous flow would be very appealing. Thus, with this idea we carried out an initial study to evaluate this possibility employing a PTFE tubing-made flow reactor. Delightfully, after some optimization, we were able to develop reaction conditions to achieve the homologation reactions under flow conditions for a set of hydrazones and boronic acids. In this manner, a solution containing the *N*-sulfonylhydrazone, the boronic acid, DBU and DIPEA was passed through the PTFE flow reactor illuminated by LED lamps of the proper wavelength to provide, after treatment with pinacol, the homologated boronic esters in yields comparable with the batch reaction conditions (Scheme 6). It must be pointed out that specific optimization is required for each particular substrate that included stoichiometry, radiation intensity and wavelength. Moreover, deoxygenated solvent as well as argon atmosphere over the complete process is recommended to

avoid oxidation of some of the intermediate boronic acids. Specific details and description of the flow setup are given in the ESI.[†] Preliminary examples of the application of the flow methodology were illustrated by the synthesis of boronates derived from alkyl boronic acids and aryl *N*-tosylhydrazones and aryl boronic acids with alkyl *N*-tosylhydrazones (Scheme 6). The reactions with cyclic aromatic *N*-tosylhydrazones turned out to be particularly well suited for the continuous flow protocol. We used as prototype the reactions with indanone *N*-tosylhydrazones, which led to the expected boronates derived from primary boronic acids (**7n**, **7o**, **7p**, **7q**, **7v**), cyclic boronic acids (**7t**, **7u**, **7w**) and also functionalized boronic acids (**7p**, **7q**). The flow methodology was also compatible with tetralone *N*-tosylhydrazones (**7k**). Moreover, even the reactions with chromanone and flavanone, which performed very poorly under batch conditions provided the boronates **7t** and **7u** with synthetically useful yields under continuous flow. This protocol could be also applied to the preparation of secondary benzyl boronates upon the employment of aldehyde *N*-tosylhydrazones, as shown by the synthesis of **4l**, **4ad**, although at this point of development with quite poor yields. The synthesis of benzylboronates by reaction of dialkyl ketone *N*-tosylhydrazones with arylboronic acids could be also accomplished under continuous flow as



On the other hand, taking advantage of the functional group tolerance of the carboborylation, the direct oxidation of the homologated boronic acid allowed for the synthesis of hydroxyketone **11** without the need of protective groups (Scheme 7c). This synthesis of benzyl boronic ester features great potential towards the geminal disubstitution on carbonyls. For instance, one carbon Matteson homologation²⁸ of the pinacol boronic ester **7a** by treatment with *in situ* generated bromomethyl lithium followed by oxidation led to the primary alcohol **12** (Scheme 7d). Considering the overall transformation, two Csp³–Csp³ bonds have been formed on the carbonylic carbon of the precursor ketone. Additionally, the boronic ester **5g** could be methoxylated under Chan–Lam conditions to give tertiary methoxy ether **13**.

Finally, protodeboronation of the boronic ester can be cleanly achieved upon treatment with KOtBu and water, and interestingly, the same reaction in the presence of D₂O leads to the selective deuteration of the tertiary benzylic position, as exemplified by the synthesis of the deuterated 4-arylpiperidine **14D** from **5g** (Scheme 7e).

Mechanistic considerations

König *et al.* have established that the irradiation of the cesium *N*-tosylhydrazoneate **I** with 385 nm visible light gives rise to the

cleavage of the N–S bond to forge the diazoalkane **III** and cesium sulfinate¹⁷ We have also observed a bathochromic shift in the UV absorption for the solution of *N*-tosylhydrazone **1a** upon treatment with Cs₂CO₃. The organic base DBU plays a similar role, since a solution of the *N*-tosylhydrazone of *N*-benzylpiperidone **1d** and DBU (1, 5 equiv.) also showed a significant bathochromic shift when compared with the UV spectrum of the solution of the *N*-tosylhydrazone in the absence of the base (see ESI†). Thus, photoexcitation of the DBU hydrazoneate **II** might also enable the N–S bond cleavage and the generation of the diazoalkane **III**.²⁹ Then, reaction with the boronic acid through the boronate species **IV** followed by 1,2-migration of the organic group provides the homologated boronic acid **V**, which does not undergo protodeboronation under the mild reaction condition and can be trapped as pinacol boronate or oxidized to render the alcohol (Scheme 8a).

Further evidence for the formation of the diazoalkane was provided by the reaction of *N*-tosylhydrazone **1e** with *n*-butylboronic acid, which afforded a 1 : 1 mixture of the boronate **4s** and the fused pyrazoline **15**. Formation of **15** can be explained by the intramolecular 1,3-dipolar cycloaddition between the diazoalkane functionality and the double bond of the allyl moiety (Scheme 8b).

Conclusions

Herein we report a new methodology for the synthesis of secondary and tertiary benzyl boronates by light promoted homologation of boronic acids with *N*-tosylhydrazones. The new photochemical transformation fills a significant gap, as benzylboronates were not previously accessible under the classical thermal conditions for the reactions between boronic acids and *N*-sulfonylhydrazones. The transformation features wide scope regarding both coupling partners. Moreover, the reactions have been adapted to continuous flow enabling for better scalability. For these reasons, we believe that this new light promoted transformation may be of high interest as it gives access to a wide structural variety of secondary and tertiary benzylboronates through a straightforward, mild, and experimentally simple procedure. Further applications of this methodology are forthcoming.

Data availability

All the necessary data have been included in the ESI.†

Author contributions

CV and MP designed the project and supervised the work. AVM, LL and MP carried out the experimental work. All the authors discussed on the manuscript. MP and CV wrote the paper.

Conflicts of interest

There are no conflicts to declare.



Scheme 8 (a) Mechanistic proposal for the photochemically triggered carboborylation of *N*-tosylhydrazones. (b) Evidence for the diazoalkane intermediate formation.



Acknowledgements

Financial support of this work by Ministerio de Ciencia e Innovación of Spain (Agencia Estatal de Investigación: PID2019-107580GB-I00/AEI/10.13039/501100011033). A FICYT (Principality of Asturias) “Margarita Salas Joven” postdoctoral grant to M. P. (AYUD/2021/58397) is gratefully acknowledged.

Notes and references

† We have observed that the homologation reaction at rt is quite sensitive to steric hindrance. Reactions with tosylhydrazones bearing larger substituents than **5i** at the α position failed to provide the homologated boronate (see ESI for details).

- 1 *Boronic Acids: Preparation and Applications in Organic Synthesis Medicine and Materials*, ed. D. H. Hall, Wiley, Weinheim, 2011.
- 2 For some recent reviews see: (a) J. W. B. Fyfe and A. J. B. Watson, *Chem*, 2017, **3**, 31; (b) D. M. Volochnyuk, A. O. Gorlova and O. O. Grygorenko, *Chem. – Eur. J.*, 2021, **27**, 15277.
- 3 C–C bond forming reactions: (a) R. P. Sonawane, V. Jheengut, C. Rabalakos, R. Larouche-Gauthier, H. K. Scott and V. K. Aggarwal, *Angew. Chem., Int. Ed.*, 2011, **50**, 3760; (b) A. Bonet, M. Odachowski, D. Leonori, S. Essafi and V. K. Aggarwal, *Nat. Chem.*, 2014, **6**, 584; (c) M. Odachowski, A. Bonet, S. Essafi, P. Conti-Ramsden, J. N. Harvey, D. Leonori and V. K. Aggarwal, *J. Am. Chem. Soc.*, 2016, **138**, 9521; (d) C. M. Wilson, V. Ganesh, A. Noble and V. K. Aggarwal, *Angew. Chem., Int. Ed.*, 2017, **56**, 16318; (e) M. Takeda, K. Nagao and H. Ohmiya, *Angew. Chem., Int. Ed.*, 2020, **59**, 22460; (f) N. Xu, H. Liang and J. P. Morken, *J. Am. Chem. Soc.*, 2022, **144**, 11546.
- 4 C–N bond forming reactions: (a) J. D. Grayson, F. M. Dennis, C. C. Robertson and B. M. Partridge, *J. Org. Chem.*, 2021, **86**, 9883; (b) P. Xu, M. Zhang, B. Ingoglia, C. Allais, A. M. R. Dechert-Schmitt, R. A. Singer and J. P. Morken, *Org. Lett.*, 2021, **23**, 3379; (c) X. Liu, Q. Zhu, D. Chen, L. Wang, L. Jin and C. Liu, *Angew. Chem., Int. Ed.*, 2020, **59**, 2745.
- 5 C–F bond forming reactions: Z. Li, Z. Wang, L. Zhu, X. Tan and C. Li, *J. Am. Chem. Soc.*, 2014, **136**, 16439.
- 6 J. Barluenga, M. Tomás-Gamasa, F. Aznar and C. Valdés, *Nat. Chem.*, 2009, **1**, 494.
- 7 For some recent reviews see: (a) M. Paraja, M. Plaza and C. Valdés, *Synlett*, 2017, **28**, 2373; (b) C. Valdés, in *Homologation Reactions: Reagents, Applications, and Mechanisms*, ed. V. Pace, Wiley VCH, Weinheim, 2023, vol 2, pp. 467–511; (c) Z. Bao and J. Wang, *Synlett*, 2023, **34**, 2071–2078.
- 8 (a) M. C. Pérez-Aguilar and C. Valdés, *Angew. Chem., Int. Ed.*, 2012, **51**, 5953; (b) D. M. Allwood, D. C. Blakemore, A. D. Brown and S. V. Ley, *J. Org. Chem.*, 2014, **79**, 328; (c) M. Plaza, M. C. Pérez-Aguilar and C. Valdés, *Chem. – Eur. J.*, 2016, **22**, 6253; (d) R. R. Merchant and J. A. Lopez, *Org. Lett.*, 2020, **22**, 2271; (e) S. Liu, M. Fang, D. Yin, Y. Wang, L. Liu, X. Li and G. Che, *Synth. Commun.*, 2019, **49**, 942; (f) G. Wu, Y. Deng, H. Luo, J. Zhou, T. Li, Y. Zhang and J. Wang, *Chem. Commun.*, 2016, **52**, 5266; (g) G. Panda and M. Srinivas Lavanya Kumar, *Eur. J. Org. Chem.*, 2019, **2019**, 753; (h) A. Wegener and K. A. Miller, *J. Org. Chem.*, 2017, **82**, 11655; (i) X. Shen, N. Gu, P. Liu, X. Ma, J. Xie, Y. Liu and B. Dai, *Chin. J. Chem.*, 2016, **34**, 1033; (j) Y. Ma, B. R. P. Reddy and X. Bi, *Org. Lett.*, 2019, **21**, 9860.
- 9 For the geminal alkylboration of aldehydes: W. Xu, P. Zheng, J. Zhou, Z. Hu and T. XU, *Angew. Chem., Int. Ed.*, 2022, **61**, e202214213.
- 10 (a) M. Plaza and C. Valdés, *J. Am. Chem. Soc.*, 2016, **138**, 12061; (b) M. Plaza, S. Parisotto and C. Valdés, *Chem. – Eur. J.*, 2018, **24**, 14836; (c) M. Plaza, M. Paraja, L. Florentino and C. Valdés, *Org. Lett.*, 2019, **21**, 632.
- 11 (a) L. Florentino, L. López, R. Barroso, M. Cabal and C. Valdés, *Angew. Chem., Int. Ed.*, 2021, **60**, 1273; (b) L. López, M. Cabal and C. Valdés, *Angew. Chem., Int. Ed.*, 2022, **61**, e202113370.
- 12 (a) Y. Yang, J. Tsien, A. Ben David, J. M. E. Hughes, R. R. Merchant and T. Qin, *J. Am. Chem. Soc.*, 2021, **143**, 471; (b) Y. Yang, J. Tsien, J. M. E. Hughes, B. K. Peters, R. R. Merchant and T. Qin, *Nat. Chem.*, 2021, **13**, 950.
- 13 (a) C. Peng, W. Zhang, G. Yan and J. Wang, *Org. Lett.*, 2009, **11**, 1667; (b) C. Wu, G. Wu, Y. Zhang and J. Wang, *Org. Chem. Front.*, 2016, **3**, 817; (c) C. Bomio, M. A. Kabeshov, A. R. Lit, S. H. Lau, J. Ehlert, C. Battilocchio and S. V. Ley, *Chem. Sci.*, 2017, **8**, 6071; (d) S. J. T. Jonker, R. Jayarajan, T. Kireilis, M. Deliaval, L. Eriksson, K. Kaimán and J. S. Szabó, *J. Am. Chem. Soc.*, 2020, **142**, 21254; (e) Q. Wang, L. Eriksson and K. J. Szabo, *Angew. Chem., Int. Ed.*, 2023, **62**, e202301481.
- 14 (a) O. A. Argintaru, D. Ryu, I. Aron and G. A. Molander, *Angew. Chem., Int. Ed.*, 2013, **52**, 13656; (b) G. Wu, Y. Deng, C. Wu, Y. Zhang and J. Wang, *Angew. Chem., Int. Ed.*, 2014, **53**, 10510; (c) C. Battilocchio, F. Feist, A. Hafner, M. Simon, D. N. Tran, D. M. Allwood, D. C. Blakemore and S. V. Ley, *Nat. Chem.*, 2016, **8**, 360; (d) D. N. Tran, C. Battilocchio, S. B. Lou, J. M. Hawkins and S. V. Ley, *Chem. Sci.*, 2015, **6**, 1120; (e) J. Poh, S. Lau, I. G. Dykes, D. N. Tran, C. Battilocchio and S. V. Ley, *Chem. Sci.*, 2016, **7**, 6803.
- 15 A. Greb, J.-S. Poh, S. Greed, C. Battilocchio, P. Pasau, D. C. Blakemore and S. V. Ley, *Angew. Chem., Int. Ed.*, 2017, **56**, 16602.
- 16 (a) X. Ou, R. Labes, C. Battilocchio and S. V. Ley, *Org. Biomol. Chem.*, 2018, **16**, 6652; (b) J. A. Forni, S. H. Lau, J. S. Poh, C. Battilocchio, S. V. Ley and J. C. Pastre, *Synlett*, 2018, **29**, 825; (c) Y. Chen, D. C. Blakemore, P. Pasau and S. V. Ley, *Org. Lett.*, 2018, **20**, 6569–6572.
- 17 (a) H. Wang, S. Wang, V. George, G. Llorente and B. König, *Angew. Chem., Int. Ed.*, 2022, **61**, e202211578; (b) V. George and B. König, *Chem. Commun.*, 2023, **59**, 11835.
- 18 (a) S. Jana, F. Li, C. Empel, D. Verspeek, P. Aseeva and R. M. Koenigs, *Chem. – Eur. J.*, 2020, **26**, 2586; (b) Y. Xu, G. Lv, K. Yan, H. He, J. Li, Y. Luo, R. Lai, L. Hai and Y. Wu, *Chem. – Asian J.*, 2020, **15**, 1945; (c) K. Yan, H. He,



- J. Li, Y. Luo, R. Lai, L. Guo and Y. Wu, *Chin. Chem. Lett.*, 2021, **32**, 3984.
- 19 The generation of diazoalkanes under mild conditions can be also achieved with *N*-nosyl and *N*-trifosylhydrazones: (a) Z. Liu, Q. Li, P. Liao and X. Bi, *Chem. – Eur. J.*, 2017, **23**, 4756; (b) Z. Liu, K. Raveendra Babu, F. Wang, Y. Yang and X. Bi, *Org. Chem. Front.*, 2019, **6**, 121; (c) For a review see: Z. Liu, P. Sivaguru, G. Zanonni and X. Bi, *Acc. Chem. Res.*, 2022, **55**, 1763.
- 20 D. Xia, R. Wu, J. Wang, X. Han, Y. Li, Q. Li, X. Luan, X. Hong, Y. Zhang and W. Zhang, *ACS Catal.*, 2023, **13**, 9806.
- 21 For the blue light promoted coupling of arylboronic acids with aryldiazoacetates: A. F. da Silva, M. A. S. Afonso, R. A. Cormanich and I. D. Jurberg, *Chem. – Eur. J.*, 2020, **26**, 5648.
- 22 For photoredox catalytic reactions involving *N*-sulfonylhydrazones that do not proceed through the formation of a diazoalkane: (a) X. Q. Hu, J. R. Chen, Q. Wei, F. L. Liu, Q. H. Deng, A. M. Beauchemin and W. J. Xiao, *Angew. Chem., Int. Ed.*, 2014, **53**, 12163–12167; (b) X.-Q. Hu, X. Qi, J.-R. Chen, Q.-Q. Zhao, Q. Wei, Y. Lan and W.-J. Xiao, *Nat. Commun.*, 2016, **7**, 11188; (c) E. Brachet, L. Marzo, M. Selkti, B. König and P. Belmont, *Chem. Sci.*, 2016, **7**, 5002; (d) Q. Q. Zhao, X. Q. Hu, M. N. Yang, J. R. Chen and W. J. Xiao, *Chem. Commun.*, 2016, **52**, 12749; (e) Q.-Q. Zhao, J. Chen, D.-M. Yan, J.-R. Chen and W.-J. Xiao, *Org. Lett.*, 2017, **19**, 3620; (f) S. Parisotto, G. Garreffa, C. Canepa, E. Diana, F. Pellegrino, E. Priola, C. Prandi, V. Maurino and A. Deagostino, *ChemPhotoChem*, 2017, **1**, 56; (g) S. Wang, B.-Y. Cheng, M. Sršen and B. König, *J. Am. Chem. Soc.*, 2020, **142**, 7524; (h) P. P. Gao, D. M. Yan, M. H. Bi, M. Jiang, W. J. Xiao and J. R. Chen, *Chem. – Eur. J.*, 2021, **27**, 14195; (i) X. Huang, X. Chen, H. Xie, Z. Tan, H. Jiang and W. Zeng, *Org. Lett.*, 2021, **23**, 6784; (j) Q. S. Gao, Z. Niu, Y. Chen, J. Sun, W. Y. Han, J. Y. Wang, M. Yu and M. D. Zhou, *Org. Lett.*, 2021, **23**, 6153; (k) E. Azzi, G. Ghigo, S. Parisotto, F. Pellegrino, E. Priola, P. Renzi and A. Deagostino, *J. Org. Chem.*, 2021, **86**, 3300; (l) S. Wang and B. König, *Angew. Chem., Int. Ed.*, 2021, **60**, 21624; (m) A. Pulcinella, S. Bonciolini, F. Lukas, A. Sorato and T. Noël, *Angew. Chem., Int. Ed.*, 2023, **62**, e202215374.
- 23 (a) Z. Yang, M. L. Stivanin, I. D. Jurberg and R. M. Koenigs, *Chem. Soc. Rev.*, 2020, **49**, 6833; (b) J. Durka, J. Turkowska and D. Gryko, *ACS Sustain. Chem. Eng.*, 2021, **9**, 8895; (c) C. Empel, C. Pei and R. M. Koenigs, *Chem. Commun.*, 2022, **58**, 2788.
- 24 For recent reviews on continuous flow photochemistry: (a) D. Cambié, C. Bottecchia, N. J. V. Straathof, V. Hessel and T. Noël, *Chem. Rev.*, 2016, **116**, 10276; (b) L. Buglioni, F. Raymenants, A. Slattery, S. D. A. Zondag and T. Noël, *Chem. Rev.*, 2022, **122**, 2752–2906.
- 25 B. Gutmann, D. Cantillo and C. O. Kappe, *Angew. Chem., Int. Ed.*, 2015, **54**, 6688–6728.
- 26 For generation and reactions of diazo compounds under continuous flow: (a) K. Donnelly and M. Baumann, *J. Org. Chem.*, 2022, **87**, 8279; (b) K. J. Hock and R. M. Koenigs, *Chem. – Eur. J.*, 2018, **24**, 10571; (c) P. Dingwall, A. Greb, L. N. S. Crespin, R. Labes, B. Musio, J. S. Poh, P. Pasau, D. C. Blakemore and S. V. Ley, *Chem. Commun.*, 2018, **54**, 11685; (d) É. Lévesque, S. T. Laporte and A. B. Charette, *Angew. Chem., Int. Ed.*, 2017, **56**, 837–841; (e) D. N. Tran, C. Battilocchio, S. B. Lou, J. M. Hawkins and S. V. Ley, *Chem. Sci.*, 2015, **6**, 1120; (f) L. Kupracz and A. Kirschning, *J. Flow Chem.*, 2013, **3**, 11–16.
- 27 For relevant examples of the synthesis and synthetic applications of secondary and tertiary benzylic boronates see: (a) S. H. Cho and J. F. Hartwig, *J. Am. Chem. Soc.*, 2013, **135**, 8157; (b) S.-Z. Sun and R. Martin, *Angew. Chem., Int. Ed.*, 2018, **57**, 3622; (c) S. Chakrabarty, H. Palencia, M. D. Morton, R. O. Carr and J. M. Takacs, *Chem. Sci.*, 2019, **10**, 4854; (d) S. Sun, Y. Duan, R. S. Mega, R. J. Somerville and R. Martin, *Angew. Chem., Int. Ed.*, 2020, **59**, 4370; (e) J. Huang, W. Yan, C. Tan, W. Wu and H. Jiang, *Chem. Commun.*, 2018, **54**, 1770; (f) M. W. Campbell, J. S. Compton, C. B. Kelly and G. A. Molander, *J. Am. Chem. Soc.*, 2019, **141**, 20069; (g) G. J. Lovinger and J. P. Morken, *J. Am. Chem. Soc.*, 2017, **139**, 17293; (h) P. Zheng, W. Xu, H. Wang, D. Wang, X. Wu and T. XU, *ACS Catal.*, 2022, **12**, 14926; (i) W. Wang, C. Ding and G. Yin, *Nat. Catal.*, 2020, **3**, 951; (j) P. Zheng, P. Zhou, D. Wang, W. Xu, H. Wang and T. Xu, *Nat. Commun.*, 2021, **12**, 1646; (k) X. Zhang, C. Gao and J. P. Morken, *J. Am. Chem. Soc.*, 2023, **145**, 16344.
- 28 T. J. Michnick and D. S. Matteson, *Synlett*, 1991, 631.
- 29 At the time of the submission of our preliminary reprint a paper reporting the photochemical generation of diazo alkanes from *N*-tosylhydrazones in the presence of DBU was reported: Y. Zhang, Y. Li, S. Ni, J. Li, D. Xia, X. Han, J. Lin, J. Wang, S. Das and W. Zhang, *Chem. Sci.*, 2023, **14**, 10411.

