

Cite this: *Chem. Sci.*, 2021, 12, 12174

All publication charges for this article have been paid for by the Royal Society of Chemistry

# Mesoionic N-heterocyclic olefin catalysed reductive functionalization of CO<sub>2</sub> for consecutive N-methylation of amines†‡

Subir Maji, Arpan Das and Swadhin K. Mandal\*

A mesoionic N-heterocyclic olefin (mNHO) was introduced as a metal-free catalyst for the reductive functionalization of CO<sub>2</sub> leading to consecutive double N-methylation of primary amines in the presence of 9-borabicyclo[3.3.1]nonane (9-BBN). A wide range of secondary amines and primary amines were successfully methylated under mild conditions. The catalyst sustained over six successive cycles of N-methylation of secondary amines without compromising its activity, which encouraged us to check its efficacy towards double N-methylation of primary amines. Moreover, this method was utilized for the synthesis of two commercially available drug molecules. A detailed mechanistic cycle was proposed by performing a series of control reactions along with the successful characterisation of active catalytic intermediates either by single-crystal X-ray study or by NMR spectroscopic studies in association with DFT calculations.

Received 24th May 2021  
Accepted 2nd August 2021

DOI: 10.1039/d1sc02819g

rsc.li/chemical-science

## Introduction

Carbon dioxide (CO<sub>2</sub>), the major nontoxic and increasingly abundant greenhouse gas, has potential to be one of the most useful reagents as a sustainable C1 building block with an enormous industrial prospect for the synthesis of value-added fine chemicals.<sup>1,2</sup> In recent years, the catalytic activation of CO<sub>2</sub> to form new C–O, C–N, and C–C bonds has become more useful in synthetic chemistry through the reductive functionalization pathway.<sup>3–5</sup> Towards reductive functionalization of CO<sub>2</sub>, N-methylation for the construction of new C–N bonds in the presence of a hydride source such as hydroboranes or hydrosilanes is considered to be one of the promising and efficient routes.<sup>6,7</sup> In particular, N-methylation of amines can give rise to products which are broadly used in the synthesis of medicines, dyes, agrochemicals, perfumes and drugs.<sup>8,9</sup> Traditionally, N-methylamines are synthesized using stoichiometric amounts of toxic reagents such as formaldehyde, methyl iodide, dimethyl sulphate *etc.*<sup>10,11</sup> Thus, the use of CO<sub>2</sub> as a methylating reagent under a reductive atmosphere is an attractive alternative to produce N-methyl amines through direct functionalization of amines. In the last decade, several metal catalysts<sup>12–21</sup> and a few metal-free catalysts<sup>22–25</sup> were reported for this catalytic transformation in the presence of hydrosilanes as a reducing agent

and all of these studies were carried out at an elevated temperature. However, these methods have very limited potential towards consecutive N-methylation involving primary amines.<sup>12,13,22,24</sup> In contrast to N-methylation of secondary amines, double N-methylation of primary amines has been considered challenging due to their much lower reactivity.<sup>21</sup> Moreover, hydroboranes as reducing agents were less studied than hydrosilanes for the reductive functionalization of CO<sub>2</sub> leading to N-methylation.<sup>26,27</sup>

In this context, metal-free nucleophiles such as proazaphosphatranes<sup>26</sup> and carbodicarbenes<sup>27</sup> have displayed moderate reactivity towards N-methylation using CO<sub>2</sub> which works only at a high temperature (100 °C) in the presence of 9-BBN. A closer look at the mechanism described earlier<sup>26,27</sup> reveals that it passes through the following key steps: (I) formation of boron formate, (II) formyl group transfer and (III) the reduction of the formyl group to the methyl group. Among these steps, steps II and III can be achieved only at high temperature. In this work, we attempted to lower the activation barrier of steps II and III so that such steps could be achieved at a lower temperature by increasing the nucleophilicity of the catalyst. In this regard, a highly nucleophilic mesoionic N-heterocyclic olefin (mNHO) **1** was explored as a catalyst (Scheme 1a).

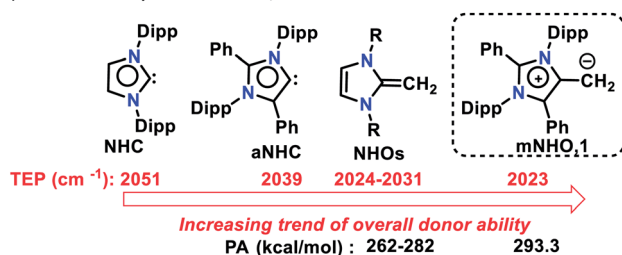
It may be recalled that N-heterocyclic olefins<sup>28</sup> (NHOs), alkylidene derivatives of N-heterocyclic carbenes<sup>29–31</sup> (NHCs), have been emerging as metal-free catalysts for various organic transformations including CO<sub>2</sub> activation, polymerization, and hydrosilylation reactions.<sup>32–35</sup> Besides these NHOs, Hansmann and co-workers recently introduced a super nucleophilic mesoionic N-heterocyclic olefin (mNHO) **1** containing a polarised exocyclic double bond.<sup>36,37</sup> The Tolman electronic parameter (TEP) of **1** (2023 cm<sup>–1</sup>)<sup>–</sup> suggests that mNHO **1** has the strongest donor property

Department of Chemical Sciences, Indian Institute of Science Education and Research Kolkata, Mohanpur-741246, India. E-mail: swadhin.mandal@iiserkol.ac.in

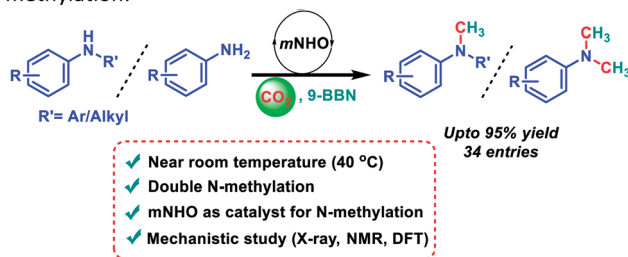
† Dedicated to Prof. Dr Matthias Driess on the occasion of his 60<sup>th</sup> birth anniversary.

‡ Electronic supplementary information (ESI) available. CCDC 2065467. For ESI and crystallographic data in CIF or other electronic format see DOI: 10.1039/d1sc02819g

a) Donor ability of carbenes, NHOs and mNHO:



b) This work: mNHO as the catalyst for mono and double N-methylation:

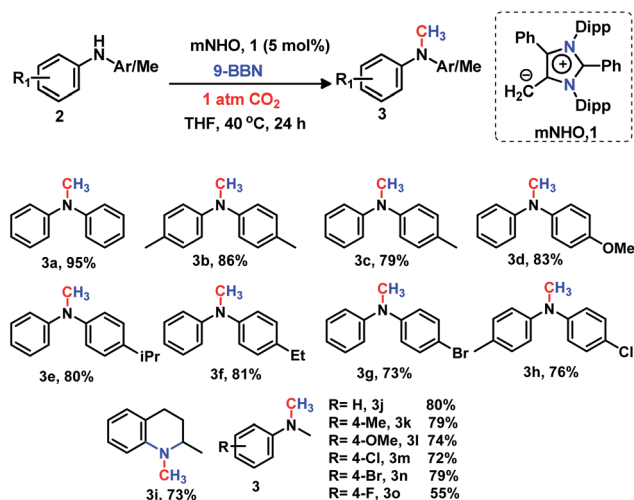


**Scheme 1** (a) NHC, aNHC, NHOs, mNHO, their Tolman electronic parameter (TEP) and proton affinity (PA) values. Dipp = 2,6-diisopropylphenyl; R = aryl. (b) This work showing mono and double N-methylation of amines catalysed by mNHO under mild conditions.

compared to NHC ( $2051 \text{ cm}^{-1}$ ), NHOs ( $2024\text{--}2031 \text{ cm}^{-1}$ ) and aNHC ( $2039 \text{ cm}^{-1}$ ) (Scheme 1a).<sup>36</sup> Moreover, theoretical calculations predicted that mNHO (**1**) possessing the highest proton affinity value of  $293.3 \text{ kcal mol}^{-1}$  is likely to be the strongest nucleophile among earlier reported N-heterocyclic olefins (NHOs) whose proton affinity values lie in the range of  $262\text{--}282 \text{ kcal mol}^{-1}$  (Scheme 1a).<sup>36</sup> Such a high proton affinity of mNHO was attributed to the superior ylidic character of mNHO **1** compared to that of the previously reported NHOs.<sup>36</sup> Due to such a high nucleophilic property, mNHO (**1**) was explored in this work for borane assisted N-methylation of amines using  $\text{CO}_2$ . It was anticipated that the superior nucleophilicity of mNHO will enable the reaction under milder conditions leading to a more efficient catalytic conversion. In this direction, we report the first catalytic application of mNHO **1** for the methylation of secondary and primary amines in the presence of  $\text{CO}_2$  under mild conditions using 9-BBN as a hydride source (Scheme 1b). The catalytic process unravelled that the mNHO can efficiently convert two N-H bonds of amines consecutively leading to double N-methylation of a range of primary amines nearly at room temperature ( $40^\circ\text{C}$ ) with very good to excellent yields. Thereafter, we focused on the mechanistic understanding with the combined approach of various experimental and theoretical studies. From a stoichiometric control reaction, the mNHO-9-BBN adduct was isolated and characterized using the X-ray structure, and was found to be the active reaction intermediate.

## Results and discussion

The present investigation was started by optimizing the N-methylation of amines using  $\text{CO}_2$  in the presence of a catalytic

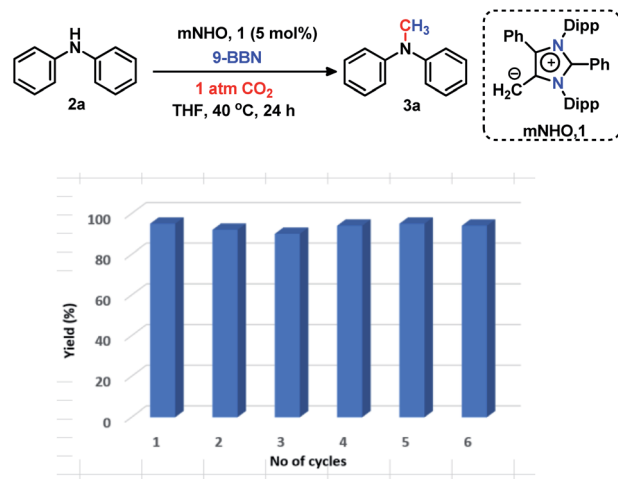


**Scheme 2** mNHO catalysed N-methylation of secondary amines. Reaction conditions: amines (0.2 mmol),  $\text{CO}_2$  (1 atm), 9-BBN (0.8 mmol), and dry THF (0.5 mL). Isolated yields (average yield of two catalytic runs) are reported.

amount of mNHO (**1**), diphenylamine (**2a**) as a model substrate and borane as a reducing agent (see the ESI; Table S1†). To our delight, after several trial runs, it was observed that the mNHO works as an efficient catalyst for the N-methylation of secondary amines under mild conditions. Furthermore, such an optimization study unravelled that 9-BBN is the best hydride source delivering the highest isolated yield of 95% using 5 mol% mNHO (**1**) under 1 atmospheric pressure of  $\text{CO}_2$  at  $40^\circ\text{C}$ . Having the optimal catalytic conditions in hand, the scope of the reaction was further evaluated for the N-methylation of various secondary amines with 9-BBN as a hydride donor and mNHO (**1**) as a catalyst under 1 atm pressure of  $\text{CO}_2$  (Scheme 2).

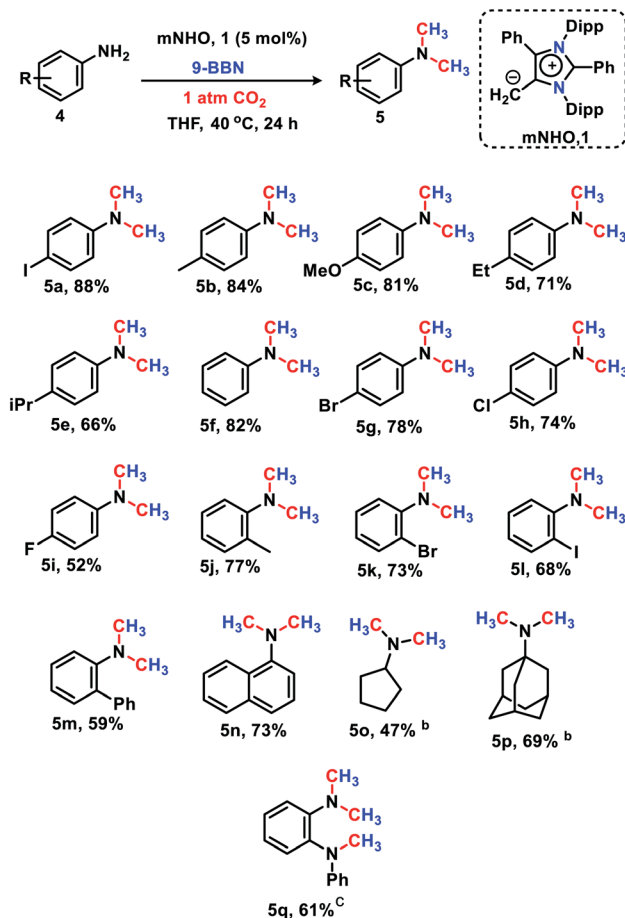
The secondary amines containing N-alkyl or N-aryl groups displayed an excellent activity towards N-methylation in the presence of catalyst **1**. Diphenylamine derivatives (**2**) afforded the corresponding methylated products (**3a–3h**) in good to excellent isolated yields (73–95%). The diphenylamines containing electron donating groups have been found to be highly reactive under the optimized reaction conditions providing very good yields (79–86%) of N-methyl amines **3b–3f** (Scheme 2). The bromo and chloro-substituted diphenylamines underwent N-methylation with 73% (**3g**) and 76% (**3h**) yields, respectively (Scheme 2). This catalytic protocol was also applied for the N-methylation of an N-heterocyclic amine, affording the N-methylated product **3i** in a good yield (73%, Scheme 2). The substituted N-methylamines resulted in the formation of the N,N-dimethyl aniline derivatives **3j–3o** in moderate to excellent isolated yields (55–80%) under the same reaction protocol (Scheme 2).

The 6e reduction of  $\text{CO}_2$  leading to mono-N-methylated products in excellent yields made us curious if the same catalyst can be used for double N-methylation by performing consecutive 12e reduction. To succeed with such an objective, we argued in favor of a catalyst which would be highly sustainable under the reaction conditions to carry out the further methylation



**Scheme 3** Longevity of the catalyst. Reaction conditions: amines (0.2 mmol), CO<sub>2</sub> (1 atm), 9-BBN (0.8 mmol), and dry THF (0.5 mL). A bar diagram showing yield (average yield of two experiments) versus number of catalytic cycles, emphasizing that the catalyst remains equally efficient over six successive catalytic cycles.

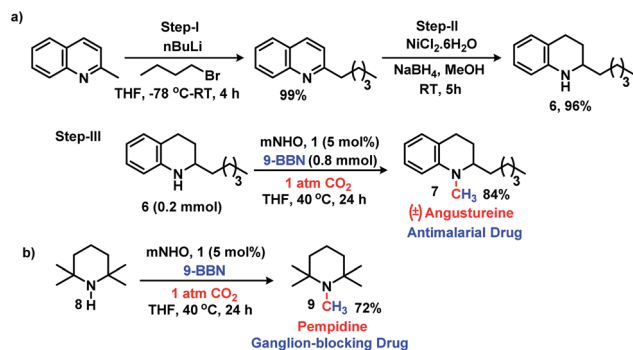
process. To this purpose, we checked the longevity of the catalyst by taking **2a** as the model substrate under the optimized reaction protocol (Scheme 3), where the catalyst was added once in the beginning and its activity was checked over six successive catalytic runs. After each cycle of catalytic run as per the optimized protocol, a fresh batch of substrate (**2a**) and 9-BBN were added to the reaction mixture under 1 atmospheric pressure of CO<sub>2</sub> without adding any additional catalyst (see the ESI, Scheme S17<sup>†</sup>). To our delight, it was noted that the yield for each cycle remains within the range of 90% to 95% (Scheme 3). The result indicates that the catalyst remains active at least up to six successive catalytic cycles without compromising its efficacy. This observation establishes the sustained activity of the catalyst, which prompted us to further investigate consecutive double *N*-methylation using primary amines. It may be noted that the primary aromatic and aliphatic amines are considered to be less reactive and thus challenging for such double *N*-methylation by CO<sub>2</sub> under mild conditions.<sup>23–26</sup> In this direction, a model substrate 4-iodo aniline **4a** was considered for the double *N*-methylation using our standard reaction protocol. To our delight, **4a** resulted in the formation of the corresponding product in an excellent yield (88%) showing the efficacy of our catalytic system for double *N*-methylation of primary amines using CO<sub>2</sub> under very mild conditions (Scheme 4). In total 8.0 equivalents of 9-BBN are needed for the double methylation of primary amines. The six hydrogens of two –CH<sub>3</sub> groups come from the six equivalents of 9-BBN and another two equivalents of 9-BBN are required for the activation of two N–H bonds leading to the *N*-borylation process. Following this success, we focused on a variety of primary amines containing electron donating substituents. The electron donating substituents at the para position of primary aryl amines **4b–4f** afforded the *N,N*-dimethylaniline derivatives **5b–5f** in good to excellent isolated yields (66–84%, Scheme 4). Under these reaction conditions, 4-halo anilines were observed to be relatively less reactive



**Scheme 4** mNHO catalysed *N,N*-dimethylation of primary amines.<sup>a</sup> <sup>a</sup>Reaction conditions: amines (0.2 mmol), CO<sub>2</sub> (1 atm), 9-BBN (1.6 mmol), and dry THF (1 mL). Isolated yields (average yield of two experiments) are reported. <sup>b</sup>Yields were determined by GC using *p*-xylene as an internal standard. <sup>c</sup>2.4 mmol of 9-BBN is used.

affording the *N,N*-dimethylaniline derivatives **5g–5i** in moderate to very good yields (52–78%, Scheme 4). The *ortho* substituted aniline derivatives **4j–4m** also exhibited moderate to very good reactivity and afforded the *N,N*-dimethylaniline derivatives **5j–5m** (59–77%, Scheme 4). The 1-naphthylamine **4n** showed good reactivity and was converted to *N,N*-dimethyl-1-naphthylamine **5n** in 73% yield (Scheme 4). Aliphatic primary amines **4o–4p** also responded well to our optimized protocol by delivering moderate to good yields (47–69%). The compound **4q** containing both the ‘NH<sub>2</sub>’ group and ‘NH-Ph’ group in the same molecule was successfully methylated to form **5q** resulting in 61% yield to achieve consecutive triple *N*-methylation counting to a total of 18e reduction process (Scheme 4). We have tried selective *N*-monomethylation of primary amines by lowering the amount of 9-BBN and altering the reaction conditions; however, these attempts were not successful (see the ESI, Scheme S19<sup>†</sup>). Furthermore, the current catalytic protocol was applied to synthesize two commercially available drug molecules such as angustureine<sup>38,39</sup> (**7**), an anti-malarial drug (Scheme 5a), and pempidine<sup>17</sup> (**9**), a ganglion-blocking drug (Scheme 5b), with



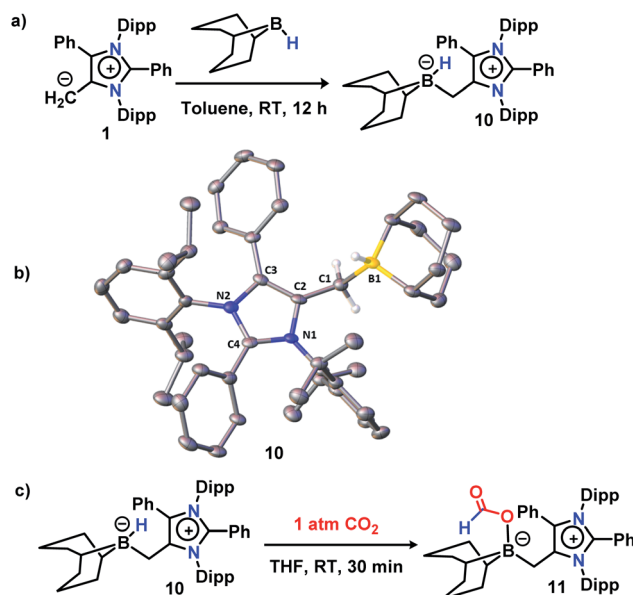


**Scheme 5** Synthetic application. Reaction conditions: amines (0.2 mmol), CO<sub>2</sub> (1 atm), 9-BBN (0.8 mmol), and dry THF (0.5 mL). Isolated yields (average yield of two experiments) are reported.

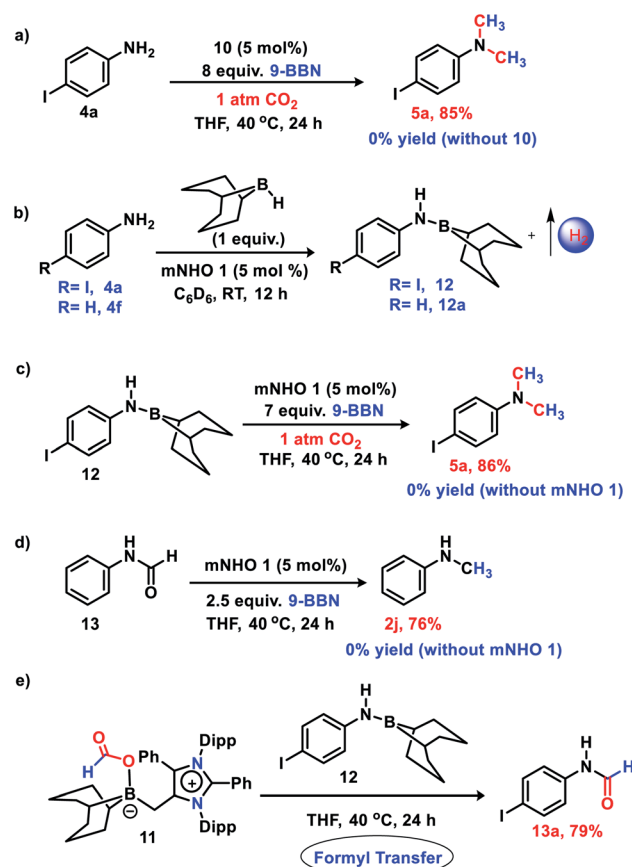
84% and 72% yields, respectively. Although compound **9** was synthesized earlier<sup>17</sup> by reductive functionalization of CO<sub>2</sub>, this is the first report of the synthesis of **7** using CO<sub>2</sub> as a reagent. These examples highlight the synthetic applicability of the current method.

Next, to delve into the mechanistic details of such a catalytic *N*-methylation process, a series of control reactions were carried out. At first, a stoichiometric reaction between mNHO **1** and 9-BBN in a 1 : 1 ratio was performed in toluene (Fig. 1a). After the completion of the reaction, an off-white solid was isolated from the reaction mixture. The <sup>11</sup>B NMR spectrum of this off-white solid in C<sub>6</sub>D<sub>6</sub> revealed a singlet at  $\delta = -11.2$  ppm (see the ESI; Fig. S3†), which is indicative of the formation of a mNHO–9BBN

adduct (**10**).<sup>40</sup> In another control reaction between mNHO and CO<sub>2</sub>, the formation of the mNHO–CO<sub>2</sub> adduct was revealed. However, in our reaction protocol, we first mixed mNHO and 9-BBN (excess) and a mNHO–9BBN adduct (**10**) was formed. This observation discards the possibility of the involvement of the mNHO–CO<sub>2</sub> adduct in the reaction considering the sequence of addition of reagents. Furthermore, mNHO–9-BBN (**10**) was successfully crystallized from toluene under an argon atmosphere at –25 °C with 62% yield (Fig. 1a). The X-ray structure (Fig. 1b) revealed that the C1–B1 bond length {1.689(4) Å} in **10** was slightly elongated compared to that observed for the aNHC–9-BBN adduct {1.636(2) Å}.<sup>41,42</sup> The C1–C2 bond length {1.483(4) Å} of **10** was longer than that of mNHO **1** {1.432(2) Å},<sup>36</sup> which indicates that the  $\pi$ -electron cloud of mNHO has moved towards the boron center and increased the B–H hydride donor ability. To understand the reactivity of **10**, a reaction between **10** and CO<sub>2</sub> was performed at room temperature for 30 min in THF (Fig. 1c). After completion of the reaction, the solvent was dried and a white solid product was obtained. <sup>1</sup>H NMR ( $\delta = 8.67$  ppm) and <sup>13</sup>C NMR spectroscopy ( $\delta = 166.27$  ppm) studies suggest the formation of the mNHO–boron formate intermediate **11** (see the ESI; Fig. S4 and S5†).<sup>26,27,43</sup> To further investigate the



**Fig. 1** (a) Stoichiometric reaction between mNHO **1** and 9-BBN resulting in the formation of **10**. (b) The X-ray structure of **10**. Ellipsoids are set at the 50% probability level; hydrogen atoms except –CH<sub>2</sub> and the B–H hydrogens have been omitted for the sake of clarity. (c) A control reaction between **10** and CO<sub>2</sub> reveals the formation of mNHO–boron formate **11** via insertion of CO<sub>2</sub> into the activated B–H bond.



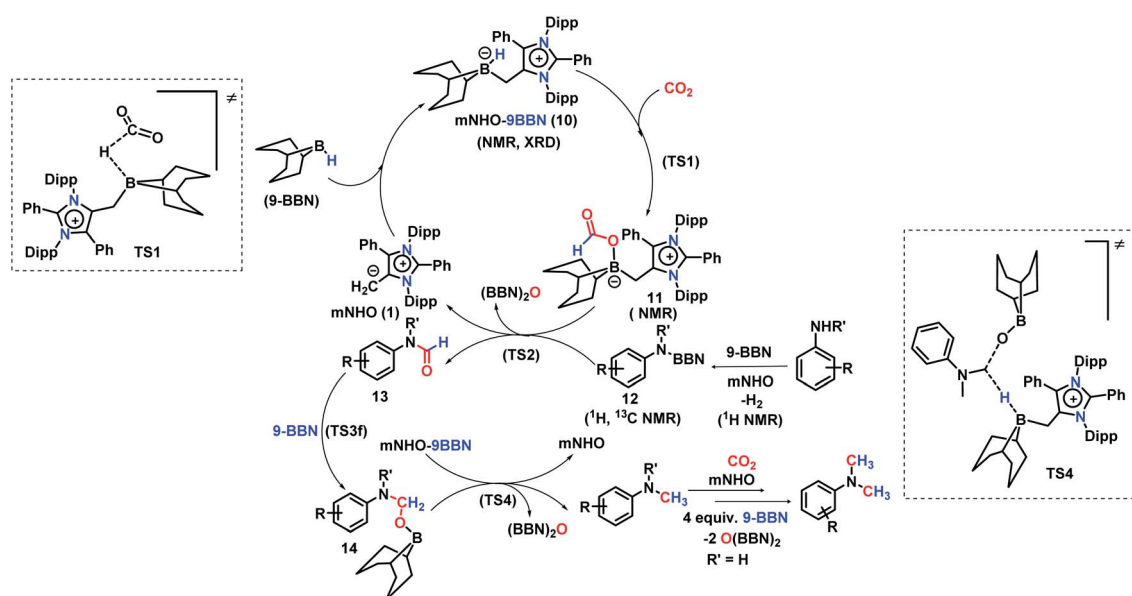
**Scheme 6** Control experiments: (a) reaction of **4a** with 9-BBN and CO<sub>2</sub> using **10** as a catalyst (b) *N*-borylation of amines with H<sub>2</sub> liberation (c) reaction of **12** with 9-BBN and CO<sub>2</sub> in presence of mNHO catalyst (d) reduction of formamide to *N*-methylamine (e) formyl transfer reaction from **11** to **12**. Average yields of two experiments are reported.



reaction mechanism, a series of control reactions were performed (Scheme 6). At first, the isolated **10** was used as a catalyst in the double *N*-methylation of substrate **4a** which afforded the corresponding *N,N*-dimethylated product **5a** in a very good yield (85%) under the optimized conditions (Scheme 6a) and it compares very well with the catalytic outcome (88% yield, see Scheme 4) using free mNHO **1**. This experiment suggests that mNHO-9-BBN adduct **10** is a catalytically active intermediate for this *N,N*-dimethylation reaction. Next, in a screw cap NMR tube, 4-iodo aniline (**4a**) and 9-BBN were taken in a 1 : 1 ratio in the presence of 5 mol% **1** in C<sub>6</sub>D<sub>6</sub> at room temperature (Scheme 6b) and the reaction was monitored by <sup>1</sup>H NMR spectroscopy. During this reaction, a gas was evolved, which was identified as dihydrogen from the <sup>1</sup>H NMR spectroscopy peak at  $\delta = 4.47$  ppm and further confirmed by GC-MS analysis (see the ESI; Fig. S7 and S8†). After completion of this reaction (12 h), <sup>1</sup>H and <sup>13</sup>C NMR spectroscopy of the reaction mixture confirmed the formation of an *N*-borylated compound **12** (see the ESI; Fig. S9 and S10†). Similar to that for 4-iodo aniline, we also observed the dehydrogenative B-N coupling product **12a** for the aniline substrate (see the ESI; Fig. S11 and S12†). Such an *N*-borylation of amines with hydrogen liberation has been reported earlier.<sup>44,45</sup> Furthermore, when **12** was treated with 7 equiv. of 9-BBN and 5 mol% of **1** under 1 atm pressure of CO<sub>2</sub> at 40 °C, it afforded 4-iodo *N,N*-dimethyl aniline **5a** in 86% yield, which confirms that the reaction proceeds through the intermediacy of **12** (Scheme 6c). It has been reported earlier that the *N*-methylation of amines proceeds in a stepwise manner through the *N*-formylation of amines.<sup>26,27</sup> To check this, we performed the reduction of formanilide **13**, using 2.5 equiv. of 9-BBN in the presence of catalyst **1** (Scheme 6d). The formation of *N*-methyl aniline in 76% yield suggests that the *N*-methylation reaction proceeds *via* *N*-formylation. A control reaction between formanilide **13** and 9-BBN in the absence of the mNHO catalyst did

not produce *N*-methyl aniline which indicates the involvement of the catalyst during this step. We performed a stoichiometric reaction between mNHO-boron formate **11** and **12** in a 1 : 1 ratio which afforded 4-iodo *N*-formylamine **13a** with 79% yield (Scheme 6e), characterized by <sup>1</sup>H and <sup>13</sup>C{<sup>1</sup>H} NMR spectroscopies (see the ESI, Fig. S18 and S19†). Formation of **13a** suggests that the *N*-methylation reaction proceeds through *N*-formylation.

A full reaction path was mapped with the help of DFT calculations using the M06-2X/6-311+G(d)-SMD(THF)//B3LYP/6-31G(d) level of theory (for full energy profile diagrams, see the ESI, Fig. S95 and S96†). Based on the calculated reaction energetics and the experimental support, a plausible reaction mechanism was sketched for *N,N*-dimethylation of primary amines in Scheme 7. At first, mNHO **1** reacts with 9-BBN to form mNHO-9-BBN adduct **10**, which was crystallographically and NMR spectroscopically characterized. In this step, the B-H bond of the borane gets activated through coordination of a strong nucleophile mNHO. In the next step, the activated B-H bond inserts a CO<sub>2</sub> molecule forming the intermediate **11** through TS1 (Fig. 2a) which is 8.9 kcal mol<sup>-1</sup> ( $\Delta\Delta G^\ddagger$ ) lower in energy than that of the catalyst free conditions. Compound **11** was characterized by NMR spectroscopic studies. Simultaneously, the amine is activated by reaction with 9-BBN forming the *N*-borylated compound **12** with the liberation of hydrogen gas. In the subsequent step, the formyl group was transferred from the intermediate **11** to *N*-borylated amine **12** leading to the formation of formanilide **13** and (9-BBN)<sub>2</sub>O as a byproduct, which was characterized by NMR spectroscopy<sup>46</sup> (see the ESI; Fig. S24 and S25†). The theoretical study reveals that the transition state TS2, corresponding to the formyl transfer, is energetically less favorable than that of the uncatalyzed one without the assistance of the mNHO catalyst ( $\Delta\Delta G^\ddagger_5 = -22.0$  kcal mol<sup>-1</sup>). However, with the help of a series of control reactions (see



Scheme 7 Proposed mechanism of the mNHO catalysed *N,N*-dimethylation of amines.



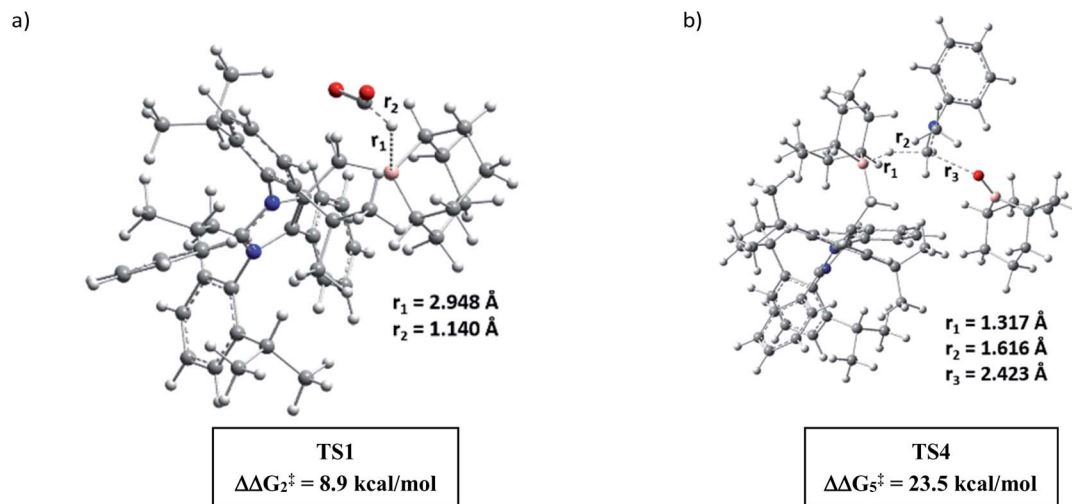


Fig. 2 DFT optimized key transition states involved in the catalytic cycle (for chemical drawings of TS1 and TS4, see Scheme 7).

Scheme 6e, also see the ESI; Schemes S11–S13†), we indeed found that the involvement of the mNHO catalyst is compulsory for the formyl transfer from mNHO–9-BBN formate **11** to the *N*-borylamine **12** species. This is in consonance with the fact that the formation of 9-BBN formate is not favorable in the absence of mNHO (indicated from the difference in the transition barrier corresponding to TS1 for catalyzed and uncatalyzed reactions). After the formation of *N*-formylated product **13** as the reaction intermediate, it undergoes further reduction to intermediate **14** involving TS3f. Computational study suggests that this step does not require the involvement of a catalyst. Next, **14** undergoes further reduction with the mNHO–9-BBN adduct through TS4 (Fig. 2b) which is 23.5 kcal mol<sup>−1</sup> ( $\Delta\Delta G_5^\ddagger$ ) lower than that of the catalyst free conditions. This step afforded the final *N,N*-dimethyl aniline along with the formation of (9-BBN)<sub>2</sub>O as a byproduct. For double *N*-methylation, the mechanistic steps discussed above may repeat to deliver the final *N,N*-dimethylated product.

## Conclusions

In the present work, mNHO has been introduced as the catalyst for *N,N*-dimethylation and *N*-methylation of primary and secondary amines, under mild conditions, using CO<sub>2</sub> as the C1 source and 9-BBN as the hydride source. Moreover, this newly developed methodology was successfully extended towards the preparation of two commercially available drug molecules. This result demonstrates that mNHO can be used as an efficient catalyst for the consecutive 12e reduction process leading to double *N*-methylation. A series of control reactions and theoretical calculations were performed to understand the underlying mechanistic pathway through the isolation and characterization of various reaction intermediates either by single-crystal X-ray study or by NMR spectroscopy along with the realization of different transition states. Further application for functionalization of CO<sub>2</sub> using mNHO as a metal-free catalyst is currently ongoing in our laboratory.

## Data availability

All experimental procedures, characterization details, copies of NMR spectra for all compounds, and computational data related to this article have been uploaded as part of the ESI. Crystallographic data for **10** have been deposited at the CCDC under 2065467 and can be obtained from <https://www.ccdc.cam.ac.uk/structures/>.

## Author contributions

SKM and SM conceived the idea of this work. SM carried out all synthetic and catalytic experiments as well as DFT calculations. AD contributed to X-ray structure determination. SKM supervised the overall work. The manuscript was written through contributions of all authors. All authors have given approval to the final version of the manuscript.

## Conflicts of interest

There are no conflicts to declare.

## Acknowledgements

SKM thanks the STARS Program (Grant No. MoE-STARS/STARS-1/473) of India. SM thanks the CSIR, Delhi (09/921(0233)/2019-EMR-I), for a research fellowship. AD thanks the IISER Kolkata for a research fellowship. SM thanks Jasimuddin Ahmed, IISER-Kolkata, for his help with theoretical calculation. The authors also thank Prof. T. K. Paine, IACS Kolkata, for X-ray data collection.

## Note and references

- 1 T. Sakakura, J.-C. Choi and H. Yasuda, *Chem. Rev.*, 2007, **107**, 2365–2387.
- 2 M. Aresta, A. Dibenedetto and A. Angelini, *Chem. Rev.*, 2014, **114**, 1709–1742.



- 3 Y. Li, X. Cui, K. Dong, K. Junge and M. Beller, *ACS Catal.*, 2017, **7**, 1077–1086.
- 4 P. Sreejyothi and S. K. Mandal, *Chem. Sci.*, 2020, **11**, 10571–10593.
- 5 C. D. N. Gomes, O. Jacquet, C. Villiers, P. Thuery, M. Ephritikhine and T. Cantat, *Angew. Chem., Int. Ed.*, 2012, **51**, 187–190.
- 6 R. A. Pramudita and K. Motokura, *Green Chem.*, 2018, **20**, 4834–4843.
- 7 S. Bontemps, *Coord. Chem. Rev.*, 2016, **308**, 117–130.
- 8 E. J. Barreiro, A. E. Kümmerle and A. C. Fraga, *Chem. Rev.*, 2011, **111**, 5215–5246.
- 9 M. F. Ali, M. F. Ali and J. G. Speight, *Handbook of Industrial Chemistry: Organic Chemicals*, McGraw-Hill Education, 2005.
- 10 T. H. Clarke, B. H. Gillespie and S. Z. Weiss Haus, *J. Am. Chem. Soc.*, 1933, **55**, 4571–4587.
- 11 P. Tundo and M. Selva, *Acc. Chem. Res.*, 2002, **35**, 706–716.
- 12 O. Jacquet, X. Frogneux, C. D. N. Gomes and T. Cantat, *Chem. Sci.*, 2013, **4**, 2127–2131.
- 13 Y. Li, X. Fang, K. Junge and M. Beller, *Angew. Chem., Int. Ed.*, 2013, **52**, 9568–9571.
- 14 M.-Y. Wang, N. Wang, X.-F. Liu, C. Qiao and L.-N. He, *Green Chem.*, 2018, **20**, 1564–1570.
- 15 R. H. Lam, C. M. A. McQueen, I. Pernik, R. T. McBurney, A. F. Hill and B. A. Messerle, *Green Chem.*, 2019, **21**, 538–549.
- 16 L.-G. Sebastian, M. Flores-Alamo and J. J. García, *Organometallics*, 2015, **34**, 763–769.
- 17 C. Lu, Z. Qiu, Y. Zhu and B.-L. Lin, *Sci. Bull.*, 2019, **64**, 723–729.
- 18 X. F. Liu, C. Qiao, X.-Y. Li and L.-N. He, *Green Chem.*, 2017, **19**, 1726–1731.
- 19 Z. Huang, X. Jiang, S. Zhou, P. Yang, C.-X. Du and Y. Li, *ChemSusChem*, 2019, **12**, 3054–3059.
- 20 W.-D. Li, D.-Y. Zhu, G. Li, J. Chen and J.-B. Xia, *Adv. Synth. Catal.*, 2019, **361**, 5098–5104.
- 21 C. Fang, C. Lu, M. Liu, Y. Zhu, Y. Fu and B.-L. Lin, *ACS Catal.*, 2016, **6**, 7876–7881.
- 22 F. Bobbink, S. Das and P. Dyson, *Nat. Protoc.*, 2017, **12**, 417–428.
- 23 Z. Yang, B. Yu, H. Zhang, Y. Zhao, G. Ji, Z. Ma, X. Gao and Z. Liu, *Green Chem.*, 2015, **17**, 4189–4193.
- 24 X.-F. Liu, X. Y. Li, C. Qiao, H.-C. Fu and L.-N. He, *Angew. Chem., Int. Ed.*, 2017, **56**, 7425–7429.
- 25 X.-F. Liu, X.-Y. Li, C. Qiao and L.-N. He, *Synlett*, 2018, **29**, 548–555.
- 26 E. Blondiaux, J. Pouessel and T. Cantat, *Angew. Chem., Int. Ed.*, 2014, **53**, 12186–12190.
- 27 W.-C. Chen, J.-S. Shen, T. Jurca, C.-J. Peng, Y.-H. Lin, Y.-P. Wang, W.-C. Shih, G. P. A. Yap and T.-G. Ong, *Angew. Chem., Int. Ed.*, 2015, **54**, 15207–15212.
- 28 N. Kuhn, H. Bohnen, J. Kreutzberg, D. Blaser and R. Boese, *J. Chem. Soc., Chem. Commun.*, 1993, 1136–1137.
- 29 A. Ghosh and A. T. Biju, *Angew. Chem., Int. Ed.*, 2021, **60**, 13712–13724.
- 30 S. Mondal, S. R. Yetra, S. Mukherjee and A. T. Biju, *Acc. Chem. Res.*, 2019, **52**, 425–436.
- 31 S. Mondal, S. R. Yetra and A. T. Biju, *N-Heterocyclic Carbene-Catalyzed Stetter Reaction and Related Chemistry*, in *N-Heterocyclic Carbenes in Organocatalysis*, ed. A. T. Biju, Wiley-VCH, 2019, pp. 59–93, ISBN: 9783527809042.
- 32 Y. B. Wang, Y. M. Wang, W. Z. Zhang and X. B. Lu, *J. Am. Chem. Soc.*, 2013, **135**, 11996–12003.
- 33 V. B. Saptal and B. M. Bhanage, *ChemSusChem*, 2016, **9**, 1980–1985.
- 34 S. Naumann, A. W. Thomas and A. P. Dove, *Angew. Chem., Int. Ed.*, 2015, **54**, 9550–9554.
- 35 U. Kaya, U. P. N. Tran, D. Enders, J. Ho and T. V. Nguyen, *Org. Lett.*, 2017, **19**, 1398–1401.
- 36 M. M. Hansmann, P. W. Antoni and H. Pesch, *Angew. Chem., Int. Ed.*, 2020, **59**, 5782–5787.
- 37 P. W. Antoni, C. Golz, J. J. Holstein, D. A. Pantazis and M. M. Hansmann, *Nat. Chem.*, 2021, **13**, 587–593.
- 38 S. G. Davies, A. M. Fletcher, P. M. Roberts and J. E. Thomson, *Eur. J. Org. Chem.*, 2019, 5093–5119.
- 39 P. Kothandaraman, S. J. Foo and P. W. H. Chan, *J. Org. Chem.*, 2009, **74**, 5947–5952.
- 40 L. Qiuming, H. Kasumi and S. Datong, *Organometallics*, 2020, **39**, 4115–4122.
- 41 S. C. Sau, R. Bhattacharjee, P. K. Hota, P. K. Vardhanapu, G. Vijaykumar, R. Govindarajan, A. Datta and S. K. Mandal, *Chem. Sci.*, 2019, **10**, 1879–1884.
- 42 P. Eisenberger, B. P. Bestvater, E. C. Keske and C. Crudden, *Angew. Chem., Int. Ed.*, 2015, **54**, 2467–2471.
- 43 C. Chauvier, A. Tlili, C. Das Neves Gomes, P. Thuéry and T. Cantat, *Chem. Sci.*, 2015, **6**, 2938–2942.
- 44 A. G. M. Barrett, M. R. Crimmin, M. S. Hill, P. B. Hitchcock and P. A. Procopiou, *Organometallics*, 2007, **26**, 4076–4079.
- 45 D. J. Liptrot, M. S. Hill, M. F. Mahon and A. S. S. Wilson, *Angew. Chem., Int. Ed.*, 2015, **54**, 13362–13365.
- 46 A. Das, J. Ahmed, N. M. Rajendran, D. Adhikari and S. K. Mandal, *J. Org. Chem.*, 2021, **86**, 1246–1252.

