



CrossMark
click for updates

Cite this: *Chem. Sci.*, 2015, 6, 4174

Palladium-catalyzed reductive coupling of phenols with anilines and amines: efficient conversion of phenolic lignin model monomers and analogues to cyclohexylamines†

Zhengwang Chen,^{ab} Huiying Zeng,^a Hang Gong,^a Haining Wang^a and Chao-Jun Li^{*a}

Phenols, being readily available from naturally abundant lignins, are important future feedstocks for the renewable production of fuels, chemicals, and energy. Herein, a highly efficient Pd-catalyzed direct coupling of phenolic lignin model monomers and analogues with anilines to give cyclohexylamines using cheap and safe sodium formate as hydrogen donor is described. A variety of secondary and tertiary substituted cyclohexylamines can be synthesized under convenient conditions in moderate to excellent yields.

Received 15th March 2015

Accepted 27th April 2015

DOI: 10.1039/c5sc00941c

www.rsc.org/chemicalscience

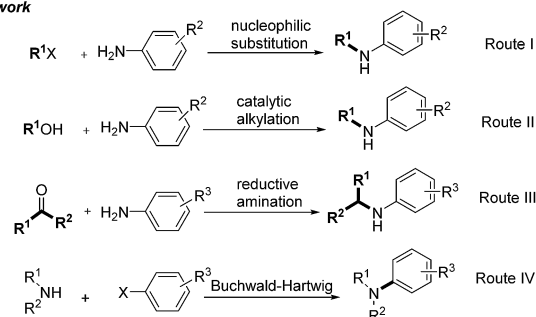
Lignocellulosic biomass represents the most abundant under-utilized organic matter and provides potential renewable feedstock for the production of fuels, chemicals, and energy in the future.¹ However, lignin (the key component of lignocellulose) is a complicated three-dimensional amorphous polymer composed of substituted phenols.² Owing to its irregularity and complexity, the lignin structure is often represented by model compounds such as phenol, guaiacol, 4-propylphenol, diphenylether, vanillin, guaiacylpropane, syringol, and syringylpropane, for chemical studies.³ Over the past decades, important progress has been made in catalytic conversions of lignin model compounds to valuable chemicals *via* oxidations,⁴ reductions,⁵ redox-neutral processes,⁶ and others.^{3,7}

Amines are important structural motifs and intermediates for fine chemicals, pharmaceuticals, agrochemicals and natural products.⁸ Consequently, the development of general and efficient methods for the derivatization of amines is an active research topic in modern organic synthesis and medicinal chemistry.⁹ There are three general methods for direct amine alkylations: (1) *via* nucleophilic substitution of alkyl halides with amines (Scheme 1, route I);¹⁰ (2) *via* *N*-alkylation of amines with alcohols under catalytic conditions (Scheme 1, route II);¹¹ and (3) *via* the reductive amination of carbonyl compounds and amines (Scheme 1, route III).¹² Very recently, Beller's group presented a straightforward catalytic *N*-alkylation of amines using carboxylic acids and silanes as reducing agents.¹³ An

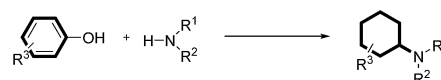
alternative method for synthesis of alkylamines was achieved by Buchwald–Hartwig amination *via* *N*-arylation (Scheme 1, route IV).¹⁴ With an endeavor to develop novel methods to convert lignin into high-value chemicals, herein we report a highly efficient palladium-catalyzed reaction between anilines and phenolic lignin model monomers and analogues.¹⁵ It is noteworthy that the transformation represents a new catalytic technique to promote a C–O bond cleavage.¹⁶ Moreover, the direct use of phenolic compounds as building blocks in this transformation provides a new non-fossil-approach towards cyclohexylamine derivatives, widely explored structural units in the pharmaceutical industry.¹⁷

To begin our research, we chose the reaction between phenol (1a) with *p*-toluidine (2a) as the prototype. Our initial investigations were focused on attempts to achieve the transformation

Previous work



This work



Scheme 1 Methods for direct amine alkylations.

^aDepartment of Chemistry and FQRNT Centre for Green Chemistry and Catalysis, McGill University, 801 Sherbrooke St. W., Montreal, Quebec H3A 0B8, Canada. E-mail: cj.li@mcgill.ca

^bSchool of Chemistry and Chemical Engineering, Gannan Normal University, Ganzhou 341000, PR China

† Electronic supplementary information (ESI) available. See DOI: 10.1039/c5sc00941c



by using common metal catalysts. Many transition-metal complexes such as Rh, Ru, Pt, Ni, and Ir failed to produce any desired coupling products. To our delight, Pd/C can efficiently catalyze the reaction to produce **3a** in 94% yield (Table 1, entry 1). The control experiment showed that the catalyst is essential for the reaction (Table 1, entry 2). Then, a variety of palladium catalysts were tested and Pd/C provided the best results (Table 1, entries 3–7). The reaction showed a strong dependence on the solvent, among which THF, ethanol, dioxane, and water were also effective besides toluene (Table 1, entries 8–13). The reaction was the most effective when conducted at 100 °C; whereas a higher or lower temperature resulted in a lower yield (Table 1, entries 14 and 15). An amount of 7 mol% of Pd/C appeared to be the optimal catalyst loading (Table 1, entries 16 and 17). It was found that the product was obtained in 66% yield when H₂ was used as an alternative hydrogen source (Table 1, entry 18).

With the optimized reaction conditions in hand, we set out to test the generality of this reaction with regard to both reaction partners (Tables 2 and 3). We first investigated the scope of anilines by reacting with phenol under the optimized standard conditions. The reaction furnished the corresponding secondary or tertiary aniline derivatives in moderate to excellent yields (Table 2, **3a–u**). Various anilines bearing electron-withdrawing and/or electron-donating groups were all effective for the transformation. In addition, the product yields were only slightly

Table 1 Optimization of reaction conditions for cyclohexylation of *p*-toluidine with phenol^a

Entry	Catalyst	Solvent	T/°C	Yield ^b /%
1	Pd/C	Toluene	100	94
2	—	Toluene	100	n.r.
3	PdCl ₂	Toluene	100	n.r.
4	Pd(PPh ₃) ₄	Toluene	100	n.r.
5	Pd(dba) ₂	Toluene	100	34
6	Pd(PPh ₃) ₂ Cl ₂	Toluene	100	n.r.
7	PdCl ₂ (dtbpf)	Toluene	100	n.r.
8	Pd/C	THF	100	89
9	Pd/C	EtOH	100	47
10	Pd/C	Dioxane	100	86
11	Pd/C	H ₂ O	100	80
12	Pd/C	MeCN	100	n.p.
13	Pd/C	DMF	100	n.r.
14	Pd/C	Toluene	120	86
15	Pd/C	Toluene	80	73
16 ^c	Pd/C	Toluene	100	95(92)
17 ^d	Pd/C	Toluene	100	83
18 ^e	Pd/C	Toluene	100	66

^a Reaction conditions: phenol (0.2 mmol), *p*-toluidine (0.2 mmol), catalyst (10 mol%), sodium formate (6 equiv.) and solvent (0.8 mL) under an argon atmosphere. ^b Yields were determined by GC analysis with mesitylene as internal standard; isolated yields in brackets. ^c Pd/C (7 mol%) was used. ^d Pd/C (5 mol%) was used. ^e H₂ (1 atm) was used instead of sodium formate.

Table 2 Pd-catalyzed cyclohexylation of various aniline derivatives and amines with phenol^a

3a 92% 84% ^[b]	3b 99%	3c 90%
3d 86%	3e 85%	3f 91%
3g 62%	3h 94%	3i 97%
3j 89%	3k 71% ^[c]	3l 90%
3m 75% ^[d]	3n 48%	3o 45%
3p 85%	3q 74%	3r 67%
3s 51% ^[e]	3t 82%	3u 73% ^[f]
3v 67% ^[g]	3w 85% ^[g]	

^a Reaction conditions: phenol (0.2 mmol), arylamine (0.2 mmol), Pd/C (7 mol%), sodium formate (6 equiv.) and toluene (0.8 mL) at 100 °C for 24 h under an argon atmosphere; yields of isolated products are given. ^b The reaction was run at 11 mmol scale. ^c Reacted for 36 h. ^d 3-Vinylaniline was used as the substrate. ^e Reacted for 16 h. ^f Reacted for 36 h. ^g Reacted at 80 °C.

affected by the location of the substituents (on *ortho*-, *meta*-, or *para*-positions of the benzene ring) (Table 2, **3a–e** and **3h–j**). However, when both *ortho* positions were substituted, a moderate yield was obtained due to the increased steric hindrance (Table 2, **3g**). Furthermore, both 2,4-dimethoxy substituted and 2,5-dimethoxy substituted anilines afforded the corresponding products efficiently, with the latter being slightly more effective (Table 2, **3k** and **3l**). For the aniline bearing a vinyl substituent, the product was formed in 75% yield in which the vinyl group was also reduced to an ethyl group (Table 2, **3m**).



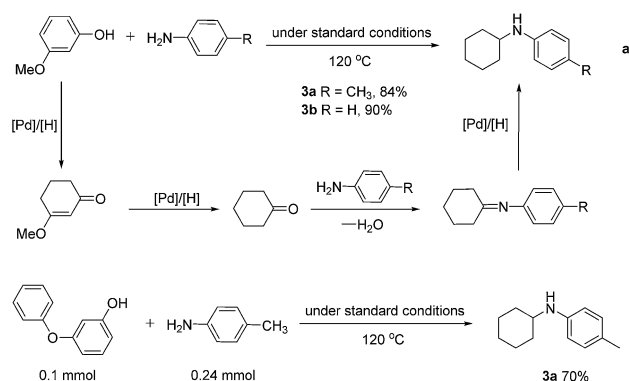
Table 3 Reaction of various substituted phenols and aniline derivatives^a

1	2	4
4a 96%, <i>cis/trans</i> =1:1	4b 87%, <i>cis/trans</i> =1.7:1	4c 75%, <i>cis/trans</i> =9:1
4d 81%, <i>cis/trans</i> =1.4:1	4e 70%, <i>cis/trans</i> =3.7:1	4f 52%, <i>cis/trans</i> =3.2:1
4g 64%, <i>cis/trans</i> =1:1	4h 84%, <i>cis/trans</i> =1.5:1	4i 78%, <i>cis/trans</i> =6:1
4j 82%, <i>cis/trans</i> =1:1	4k 80%, <i>cis/trans</i> =1:1	4l 92%, <i>cis/trans</i> =1:1
4m 57%, <i>cis/trans</i> =2:1	4n 55% ^[b]	4o 73% ^[c]
4p 77% ^[d]	4q 69%, <i>cis/trans</i> =1.6:1 ^[e]	

^a Reaction conditions: **1** (0.2 mmol), **2** (0.24 mmol), Pd/C (7 mol%), sodium formate (6 equiv.) and toluene (0.8 mL) at 120 °C for 24 h under an argon atmosphere; isolated yield and the ratio of *cis/trans* isomers was determined by crude ¹H NMR analysis. ^b Naphthalen-1-ol was used as substrate. ^c Naphthalen-2-ol was used as substrate. ^d Catechol was used as substrate. ^e Hydroquinone was used as substrate with 2 equiv. aniline.

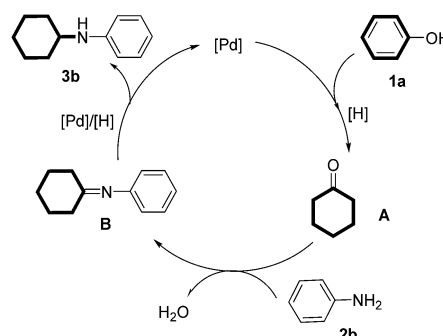
Challenging substrates such as **2n** (sterically hindered), **2o** (diamine), **2p** (free diamine, giving monocyclohexylation product selectively), **2q** (quinoline), and **2r** (an electron-withdrawing group) were all compatible with the standard conditions. It is noteworthy that the carbonyl-containing substrate gave the desired product in 51% yield in 16 h, in which the carbonyl survived and could be further reduced to an alkyl group with a prolonged reaction time (Table 2, **3s**). Moreover, the standard conditions were compatible with secondary amines and afforded the tertiary amine products in good yields (Table 2, **3t** and **3u**). Aliphatic amines could also give the corresponding products in good yields (Table 2, **3v** and **3w**). Importantly, the product could be obtained in 84% yield when we scaled up the reaction to 11 mmol (1.03 g) (Table 2, **3a**). As expected, the corresponding dehalogenated cyclohexyl amines were obtained when halo-substituted phenols or anilines were used as substrates.

Continuing investigations of the reaction scope, various substituted phenols were explored (Table 3). With the presence

**Scheme 2** Pd-catalyzed formation of secondary amines from 3-substituted phenols and anilines.

of an additional substituent, diastereoisomers will be formed. Gratifyingly, in all cases, the reaction proceeded effectively at a slightly elevated temperature (120 °C), with the ratios of the *cis/trans* isomers ranging between 9 : 1 and 1 : 1 (Table 3, **4a–m** and **4q**). In general, both electron-rich and electron-deficient substituents on the phenol were compatible with the reaction (Table 3, **4a–m**). For example, 4-propylphenol (as the most prevalent structural unit in lignin) gave the corresponding product in good yield (Table 3, **4d**). The phenol bearing a bulky *tert*-butyl group afforded the product in a moderate yield (Table 3, **4g**). Furthermore, both α - and β -naphthols also reacted smoothly with *p*-toluidine to give the corresponding products in moderate yields (Table 3, **4n** and **4o**). Finally, the dihydroxybenzenes, catechol and hydroquinone, could also react to provide the mono and di-substituted products in 77% and 69% yields, respectively (Table 3, **4p** and **4q**).

Interestingly, when 3-methoxyphenol was reacted with *p*-toluidine and aniline under the standard conditions at 120 °C, **3a** and **3b** were obtained in 84 and 90% yields, respectively, most likely resulting from the sequential reduction–elimination–reduction–imine formation–reduction processes (Scheme 2a). When 3-phenoxyphenol was used, similar transformation occurred and **3a** was obtained in 70% yield (Scheme 2b), which shows promise of this work for direct lignin utilizations.

**Scheme 3** Tentative mechanism for the reaction between phenol and aniline.

A tentative mechanism for the reaction was proposed in Scheme 3: firstly, phenol was reduced into cyclohexanone¹⁸ under the [Pd]/[H]-catalyzed reductive conditions.¹⁹ Then, the imine intermediate **B** was formed through the standard condensation between aniline and cyclohexanone. Finally, reduction of the imine intermediate under [Pd]/[H] generated the cyclohexylaniline derivative and regenerated the active palladium catalyst.²⁰

Conclusions

In conclusion, we have developed a simple, efficient, and novel Pd-catalyzed direct reductive coupling of phenols with amines for the formation of secondary and tertiary cyclohexylamine derivatives. A wide range of substituted phenols and aniline derivatives could be coupled effectively by this method. Aliphatic amines are also effective by this method. In addition, the reaction employed cheap sodium formate as the hydrogen donor, avoiding the use of a potentially hazardous pressurized H₂ atmosphere. Furthermore, the reaction of the phenolic lignin model compounds provides great opportunities for using lignin as a renewable feedstock for chemical synthesis. Further studies on the reaction mechanism and applications of this methodology are currently under way in our laboratory.

Acknowledgements

We thank the CSC (China Scholarship Council) for a post-doctoral fellowship (to Z.W.C.) and NSERC, FQRNT, CFI, and the Canada Research Chair (to C.J.L.) for their support of our research.

References

- (a) G. W. Huber and A. Corma, *Angew. Chem., Int. Ed.*, 2007, **46**, 7184–7201; (b) J. N. Chheda, G. W. Huber and J. A. Dumesic, *Angew. Chem., Int. Ed.*, 2007, **46**, 7164–7183.
- M. Stöcker, *Angew. Chem., Int. Ed.*, 2008, **47**, 9200–9211.
- J. Zakzeski, P. C. A. Bruijninx, A. L. Jongerius and B. M. Weckhuysen, *Chem. Rev.*, 2010, **110**, 3552–3599.
- For selected examples, see: (a) S. K. Hanson, R. Wu and L. A. “Pete” Silks, *Angew. Chem., Int. Ed.*, 2012, **51**, 3410–3413; (b) A. Rahimi, A. Ulbrich, J. J. Coon and S. S. Stahl, *Nature*, 2014, **515**, 249–252; (c) A. Rahimi, A. Azarpira, H. Kim, J. Ralph and S. S. Stahl, *J. Am. Chem. Soc.*, 2013, **135**, 6415–6418; (d) S. H. Lim, K. Nahm, C. S. Ra, D. W. Cho, U. C. Yoon, J. A. Latham, D. Dunaway-Mariano and P. S. Mariano, *J. Org. Chem.*, 2013, **78**, 9431–9443; (e) B. Biannic and J. J. Bozell, *Org. Lett.*, 2013, **15**, 2730–2733; (f) K. Walsh, H. F. Sneddon and C. J. Moody, *Org. Lett.*, 2014, **16**, 5224–5227.
- For selected examples, see: (a) A. G. Sergeev and J. F. Hartwig, *Science*, 2011, **332**, 439–443; (b) C. Zhao, Y. Kou, A. A. Lemonidou, X. Li and J. A. Lercher, *Angew. Chem., Int. Ed.*, 2009, **48**, 3987–3990; (c) N. Yan, Y. Yuan, R. Dykeman, Y. Kou and P. J. Dyson, *Angew. Chem., Int. Ed.*, 2010, **49**, 5549–5553; (d) J. He, C. Zhao and J. A. Lercher, *J. Am. Chem. Soc.*, 2012, **134**, 20768–20775; (e) A. G. Sergeev, J. D. Webb and J. F. Hartwig, *J. Am. Chem. Soc.*, 2012, **134**, 20226–20229; (f) J. Y. Shin, D. J. Jung and S. Lee, *ACS Catal.*, 2013, **3**, 525–528; (g) C. Zhao, W. Song and J. A. Lercher, *ACS Catal.*, 2012, **2**, 2714–2723; (h) T. H. Parsell, B. C. Owen, I. Klein, T. M. Jarrell, C. L. Marcum, L. J. Hauptert, L. M. Amundson, H. I. Kenttämä, F. Ribeiro, J. T. Miller and M. M. Abu-Omar, *Chem. Sci.*, 2013, **4**, 806–813; (i) K. Mori, K. Furubayashi, S. Okada and H. Yamashita, *Chem. Commun.*, 2012, **48**, 8886–8888.
- For selected examples, see: (a) S. Son and F. D. Toste, *Angew. Chem., Int. Ed.*, 2010, **49**, 3791–3794; (b) T. Kleine, J. Buendia and C. Bolm, *Green Chem.*, 2013, **15**, 160–166; (c) J. D. Nguyen, B. S. Matsuura and C. R. J. Stephenson, *J. Am. Chem. Soc.*, 2014, **136**, 1218–1221; (d) J. M. Nichols, L. M. Bishop, R. G. Bergman and J. A. Ellman, *J. Am. Chem. Soc.*, 2010, **132**, 12554–12555.
- A. Corma, S. Iborra and A. Velty, *Chem. Rev.*, 2007, **107**, 2411–2502.
- (a) A. Ricci, *Modern Amination Reactions*, Wiley-VCH, Weinheim, 2000; (b) S. A. Lawrence, *Amines: Synthesis Properties, and Applications*, Cambridge University Press, Cambridge, UK, 2004.
- For selective examples, see: (a) D. Crozet, M. Urrutigoity and P. Kalck, *ChemCatChem*, 2011, **3**, 1102–1118; (b) M. Stein and B. Breit, *Angew. Chem., Int. Ed.*, 2013, **52**, 2231–2234; (c) T. J. Barker and E. R. Jarvo, *Angew. Chem., Int. Ed.*, 2011, **50**, 8325–8328; (d) T. E. Müller, K. C. Hultzsich, M. Yus, F. Foubelo and M. Tada, *Chem. Rev.*, 2008, **108**, 3795–3892.
- R. N. Salvatore, C. H. Yoon and K. W. Jung, *Tetrahedron*, 2001, **57**, 7785–7811.
- For selected examples of catalytic alkylation of alcohols, see: (a) R. Kawahara, K. Fujita and R. Yamaguchi, *Adv. Synth. Catal.*, 2011, **353**, 1161–1168; (b) S. Bähn, S. Imm, L. Neubert, M. Zhang, H. Neumann and M. Beller, *ChemCatChem*, 2011, **3**, 1853–1864; (c) D. Weichmann, W. Frey and B. Plietker, *Chem. - Eur. J.*, 2013, **19**, 2741–2748; (d) X. Cui, X. Dai, Y. Deng and F. Shi, *Chem. - Eur. J.*, 2013, **19**, 3665–3675; (e) Y. Du, S. Oishi and S. Saito, *Chem. - Eur. J.*, 2011, **17**, 12262–12267; (f) L. He, X.-B. Lou, J. Ni, Y.-M. Liu, Y. Cao, H.-Y. He and K.-N. Fan, *Chem. - Eur. J.*, 2010, **16**, 13965–13969; (g) F. Santoro, R. Psaro, N. Ravasio and F. Zaccaria, *RSC Adv.*, 2014, **4**, 2596–2600; (h) G. Guillena, D. J. Ramón and M. Yus, *Chem. Rev.*, 2010, **110**, 1611–1641.
- For selected examples of reductive amination of carbonyl compounds, see: (a) V. Kumar, U. Sharma, P. K. Verma, N. Kumar and B. Singh, *Adv. Synth. Catal.*, 2012, **354**, 870–878; (b) Q. Lei, Y. Wei, D. Talwar, C. Wang, D. Xue and J. Xiao, *Chem. - Eur. J.*, 2013, **19**, 4021–4029; (c) V. N. Wakchaure, J. Zhou, S. Hoffmann and B. List, *Angew. Chem., Int. Ed.*, 2010, **49**, 4612–4614; (d) C. Wang, A. Pettman, J. Bacsá and J. Xiao, *Angew. Chem., Int. Ed.*, 2010, **49**, 7548–7552; (e) P. D. Pham, P. Bertus and S. Legoupy, *Chem. Commun.*, 2009, 6207–6209; (f) M. Zhang, H. Yang, Y. Zhang, C. Zhu, W. Li, Y. Cheng and



- H. Hu, *Chem. Commun.*, 2011, **47**, 6605–6607; (g) J. Deng, L.-P. Mo, F.-Y. Zhao, L.-L. Hou, L. Yang and Z.-H. Zhang, *Green Chem.*, 2011, **13**, 2576–2584; (h) S. Werkmeister, K. Junge and M. Beller, *Green Chem.*, 2012, **14**, 2371–2374; (i) V. Kumar, S. Sharma, U. Sharma, B. Singh and N. Kumar, *Green Chem.*, 2012, **14**, 3410–3414; (j) R. Apodaca and W. Xiao, *Org. Lett.*, 2001, **3**, 1745–1748; (k) O.-Y. Lee, K.-L. Law and D. Yang, *Org. Lett.*, 2009, **11**, 3302–3305.
- 13 I. Sorribes, K. Junge and M. Beller, *J. Am. Chem. Soc.*, 2014, **136**, 14314–14319.
- 14 For selective reviews, see: (a) J. P. Wolfe, S. Wagaw, J.-F. Marcoux and S. L. Buchwald, *Acc. Chem. Res.*, 1998, **31**, 805–818; (b) D. S. Surry and S. L. Buchwald, *Angew. Chem., Int. Ed.*, 2008, **47**, 6338–6361; (c) D. S. Surry and S. L. Buchwald, *Chem. Sci.*, 2011, **2**, 27–50; (d) J. F. Hartwig, *Angew. Chem., Int. Ed.*, 1998, **37**, 2046–2067; (e) J. F. Hartwig, *Acc. Chem. Res.*, 1998, **31**, 852–860; (f) J. F. Hartwig, *Acc. Chem. Res.*, 2008, **41**, 1534–1544.
- 15 A similar transformation between phenol and ammonia has been previously reported, see: H. Hamada, M. Yamamoto, Y. Kuwahara, T. Matsuzaki and K. Wakabayashi, *Bull. Chem. Soc. Jpn.*, 1985, **58**, 1551–1555.
- 16 For selective reviews of metal-catalyzed cross-coupling reactions of C–O electrophiles, see: (a) J. Cornella, C. Zarate and R. Martin, *Chem. Soc. Rev.*, 2014, **43**, 8081–8097; (b) B. M. Rosen, K. W. Quasdorf, D. A. Wilson, N. Zhang, A.-M. Resmerita, N. K. Garg and V. Percec, *Chem. Rev.*, 2011, **111**, 1346–1416; (c) D.-G. Yu, B.-J. Li and Z.-J. Shi, *Acc. Chem. Res.*, 2010, **43**, 1486–1495.
- 17 (a) R. Skouta, S. J. Dixon, J. Wang, D. E. Dunn, M. Orman, K. Shimada, P. A. Rosenberg, D. C. Lo, J. M. Weinberg and A. Linkermann, *J. Am. Chem. Soc.*, 2014, **136**, 4551–4556; (b) J. Zhou and B. List, *J. Am. Chem. Soc.*, 2007, **129**, 7498–7499.
- 18 A control experiment of reduction of phenol was performed under the standard conditions in the absence of aniline, cyclohexanone could be formed in 85% yield.
- 19 For selected examples of reduction of phenols, see: (a) H. Liu, T. Jiang, B. Han, S. Liang and Y. Zhou, *Science*, 2009, **326**, 1250–1252; (b) J.-F. Zhu, G.-H. Tao, H.-Y. Liu, L. He, Q.-H. Sun and H.-C. Liu, *Green Chem.*, 2014, **16**, 2664–2669; (c) Y. Wang, J. Yao, H. Li, D. Su and M. Antonietti, *J. Am. Chem. Soc.*, 2011, **133**, 2362–2365; (d) P. Makowski, R. D. Cakan, M. Antonietti, F. Goettmann and M.-M. Titirici, *Chem. Commun.*, 2008, 999–1001; (e) Y. Li, X. Xu, P. Zhang, Y. Gong, H. Li and Y. Wang, *RSC Adv.*, 2013, **3**, 10973–10982.
- 20 For reviews on the catalytic reduction of imines, see: (a) J.-H. Xie, S.-F. Zhu and Q.-L. Zhou, *Chem. Rev.*, 2011, **111**, 1713–1760; (b) S. Kobayashi and H. Ishitani, *Chem. Rev.*, 1999, **99**, 1069–1094.

