

ChemComm

Chemical Communications

Accepted Manuscript

This article can be cited before page numbers have been issued, to do this please use: T. Mandal, S. Golling, S. Trienes and L. Ackermann, *Chem. Commun.*, 2025, DOI: 10.1039/D5CC04527D.



This is an Accepted Manuscript, which has been through the Royal Society of Chemistry peer review process and has been accepted for publication.

Accepted Manuscripts are published online shortly after acceptance, before technical editing, formatting and proof reading. Using this free service, authors can make their results available to the community, in citable form, before we publish the edited article. We will replace this Accepted Manuscript with the edited and formatted Advance Article as soon as it is available.

You can find more information about Accepted Manuscripts in the [Information for Authors](#).

Please note that technical editing may introduce minor changes to the text and/or graphics, which may alter content. The journal's standard [Terms & Conditions](#) and the [Ethical guidelines](#) still apply. In no event shall the Royal Society of Chemistry be held responsible for any errors or omissions in this Accepted Manuscript or any consequences arising from the use of any information it contains.

COMMUNICATION

Photo-Induced Ruthenium-Catalyzed Alkene C–H-Arylation at Room Temperature

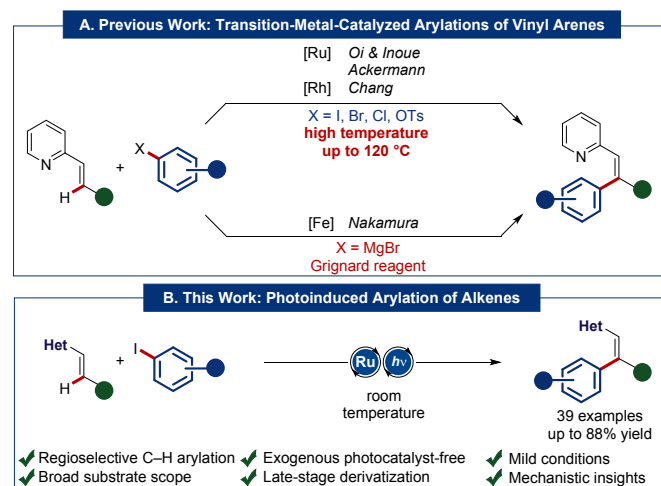
Tanumoy Mandal,^a Stéphane Golling,^a Sven Trienes,^{a,b} and Lutz Ackermann^{a,b*}Received 00th January 20xx,
Accepted 00th January 20xx

DOI: 10.1039/x0xx00000x

C–H arylation has surfaced as a powerful tool for molecular sciences, with alkene C–H arylation thus far requiring either high reaction temperatures of 120 °C or stoichiometric amounts of RMgX. In sharp contrast, we herein report on room-temperature C–H arylations of alkenes by means of ruthenium(II) catalysis with ample scope. This strategy also enabled late-stage diversification of structurally complex molecules and mechanistic studies provided strong evidence for photo-excitation of a ruthenacycle intermediate.

Transition metal catalysis has emerged as a transformative platform for the interconversion of functional groups, enabling the assembly of valuable organic molecules. Particularly, C–H activation represents arguably the most efficient strategy, avoiding lengthy and resource-demanding multi-step syntheses.¹ The introduction of an aryl motif *via* C–H arylation provided access to distinct molecules by means of ruthenium catalysis,² with various applications to crop protection, polymer chemistry, and drug discovery, among others.^{3–4} While most C(sp²)–H functionalizations predominantly focus on arene C–H bonds, the direct activation of vinylic C–H bonds continues to be underdeveloped.⁵ Thus, previous alkene C–H arylations relied as of yet on either high reaction temperatures of 120 °C,^{6–10} or very reactive Grignard reagents in stoichiometric amounts,¹¹ thus severely compromising the viable functional group tolerance (Scheme 1A). In sharp contrast, we herein report on the unprecedented C–H-arylation of alkenes at ambient temperature. Key to success was represented by the unique features of light-enabled^{12–16} ruthena(II)¹⁷-photoredox catalysis, enabling efficient arylations of alkenes and 1,3-dienes with outstanding levels of chemo-, diastereo- and site-selectivities (Scheme 1B). Late-stage diversifications proved thereby viable at ambient temperature, while detailed

mechanistic studies were suggestive of the photo-MLCT-excitation of the key ruthenacycle intermediate.



Scheme 1. A. Previous work on directed, transition-metal-catalyzed arylation of alkenes. B. This work: Photo-induced ruthenium-catalyzed C–H-arylation of alkenes.

At the outset of our studies, vinylpyridine **1a** and 4-iodoanisole **2a** were probed for the photo-induced C(sp²)–H-arylation. Gratifyingly, with Na₂CO₃ as the base, 10 mol% of [Ru(OAc)₂(*p*-cymene)] as the catalyst in a mixture of DMA/1,4-dioxane (3:1), the corresponding tri-substituted olefin **3a** was obtained in 81% yield (Table 1, entry 1). Lower catalytic performances were observed when in 1,4-dioxane, DMA, or other solvent mixtures such as DMA/THF in a 3:1 ratio (Table 1, entries 2–3). An inferior catalytic efficacy was observed with KOAc or K₃PO₄ as the base (entry 4). [Ru(MesCO₂)₂(*p*-cymene)] as the catalyst furnished the corresponding product **3a** in a satisfying yield of 72% (Table 1, entry 5). Interestingly, the use of the dimeric [RuCl₂(*p*-cymene)]₂ resulted in a lower yield of 32% which can be improved to 79% by adding a catalytic amount of NaOAc (Table 1, entry 6), highlighting the importance of carboxylate assistance for efficient C–H activation.¹⁸ However, additional studies indicated a broader applicability and efficacy with [Ru(OAc)₂(*p*-cymene)] as compared to

^a Wöhler Research Institute for Sustainable Chemistry (WISCh)
Georg-August-Universität Göttingen
Tammannstraße 2, 37077 Göttingen (Germany)
E-mail: Lutz.Ackermann@chemie.uni-goettingen.de

^b DZHK (German Centre for Cardiovascular Research)
Potsdamer Straße 58, 10875 Berlin (Germany)

Supplementary Information available: [details of any supplementary information available should be included here]. See DOI: 10.1039/x0xx00000x



$[\text{RuCl}_2(p\text{-cymene})]_2$ in combination with acetate additives (for detailed information, see SI). Other ruthenium sources, such as $\text{Ru}_3(\text{CO})_{12}$ and $\text{RuCl}_3 \cdot n\text{H}_2\text{O}$ completely failed to give the desired product **3a** (entry 7). Alternative electrophilic aryl donors proved viable, albeit with reduced yields of the desired product **3a** (entry 8). Control experiments reflected the crucial importance of the base and light irradiation (entries 9–11). The essential role of the ruthenium catalyst was also confirmed (entry 12).

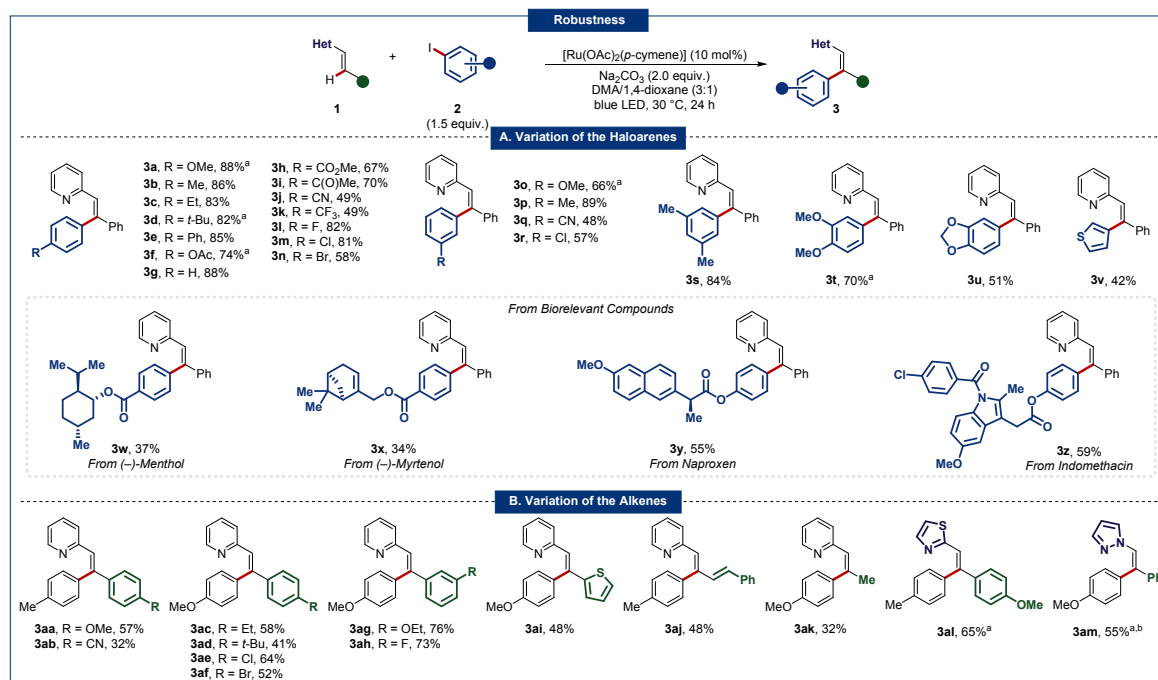
Table 1. Optimization studies.^a

Entry	Deviation From Standard Conditions	Yield 3a (%) ^b
1	None	81
2	1,4-Dioxane or DMA as sole solvent	31/48
3 ^c	DMA/THF (3:1) as solvent	72
4	K_2CO_3 or K_3PO_4 as base	74/65
5	$[\text{Ru}(\text{MesCO}_2)_2(p\text{-cymene})]$ as catalyst	72
6	$[\text{RuCl}_2(p\text{-cymene})]_2$ as catalyst	(32), 79 ^d
7	$\text{RuCl}_3 \cdot 10\text{H}_2\text{O}$ or $\text{Ru}_3(\text{CO})_{12}$ as catalyst	0 ^d / 0 ^d
8	Ar–Br, Ar–Cl, or Ar–OTf as arylating reagent	44/27/(19)
9	No light	(9)
10	Without Na_2CO_3	(12)
11	Under air	0
12	Without $[\text{Ru}(\text{OAc})_2(p\text{-cymene})]$	0

^a Reaction conditions: **1a** (0.5 mmol), **2a** (0.75 mmol), $[\text{Ru}(\text{OAc})_2(p\text{-cymene})]$ (10 mol%), Na_2CO_3 (2.0 equiv.), N_2 , 30 °C, 24 h, DMA/1,4-dioxane (3:1, 1.5 mL), 450 nm blue LED, 30 °C (fan cooling). ^b Isolated yield. Yield in parentheses was determined by ^1H -NMR using CH_2Br_2 as the internal standard. ^c K_2CO_3 (2.0 equiv.) as base. ^d 30 mol% NaOAc as additive.

With the optimized reaction conditions for the alkene C–H arylation at room temperature in hand, a viable substrate scope for the photo-induced alkene functionalization was investigated with different aryl iodides. The room-temperature direct arylation proved to be compatible with a large variety of functional groups on electron-rich as well as electron-deficient arenes, including ether (**3a**), ester (**3f**, **3h**), ketone (**3i**), and cyano (**3j**). Halo derivatives were also well tolerated, furnishing the desired products **3l–3n**, featuring valuable electrophilic handles. The synthesis potential of our photo-alkene arylation at room temperature was reflected by the efficient late-stage diversification of (–)-menthol (**3w**), (–)-myrtenol (**3x**), naproxen (**3y**), and indomethacin (**3z**) derivatives (Scheme 2A).

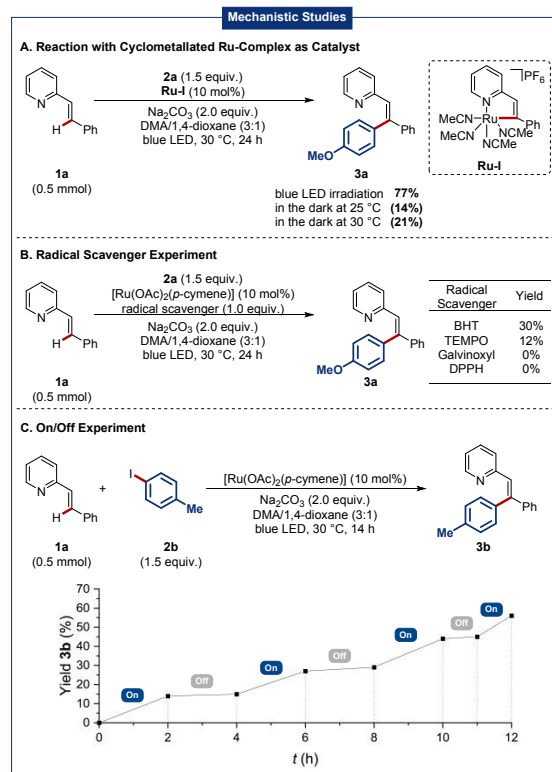
Next, we explored the robustness of the photo-ruthenium-catalyzed C–H arylation at room temperature with a set of representative alkenes **2**. Again, a variety of sensitive functional groups, such as cyano- and halo-substituted substrates, were well tolerated. Notably, a diene furnished product **3aj** with excellent levels of chemo- and site-selectivities. It is noteworthy that a thiazole also enabled chelation-assisted C–H activation, thereby delivering product **3al** in an efficient manner (Scheme 2B). Additionally, pyrazole was identified as a viable orienting group, selectively furnishing the desired product **3am**.



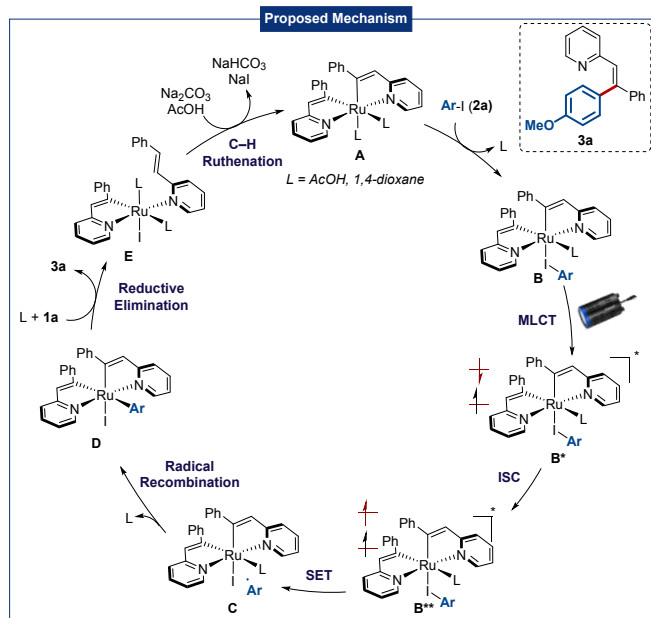
Scheme 2. Robustness of the photo-induced C–H activation at room temperature different aryl iodides with vinyl-heteroarenes. Reaction conditions: **1** (0.5 mmol), aryl iodide **2** (0.75 mmol), [Ru(OAc)₂(*p*-cymene)] (10 mol%), DMA/1,4-dioxane (1.5 mL), 30 °C (fan cooling). ^a The product was obtained as mixture of (Z)/(E) isomers. More details can be found in the SI. ^b Performed on 0.25 mmol scale.

To gain insights into the catalyst's mode of action, we first probed the performance of independently synthesized cyclometallated complex **Ru-I**. Interestingly, under photoexcitation, the desired product **3a** was obtained in 77% yield, indicating that a cyclometallated intermediate is likely involved. In contrast, a significantly diminished efficacy was observed in the absence of light at ambient temperature or at 30 °C, highlighting the crucial role of light beyond catalyst activation through *p*-cymene decooordination, being suggestive of photo-excitation of a ruthenium species (Scheme 3A). Second, radical scavenger experiments were performed. While BHT and TEMPO led to strongly diminished yields, galvinoxyl and DPPH completely inhibited the reaction, and the corresponding radical adducts were observed by HRMS, supporting the formation of an aryl radical (Scheme 3B). Third, we analyzed the role of the blue LED irradiation by an on/off experiment, showing a significant inhibition of the reaction in the dark. These findings again suggest that continuous light irradiation is required, hence rendering a sole arene decoordination unlikely to be operative (Scheme 3C). Instead, photo-excitation of a ruthenacycle is more likely. Moreover, a quantum yield of 2% renders a radical chain mechanism unlikely to be operative. Additionally, detailed UV/Vis spectroscopy studies (see SI) support the formation of a new ruthenium species upon light irradiation. Thus, the generation of a monocyclusometalated intermediate, most likely, plays a key role in the catalytic cycle.

Based on these mechanistic studies and literature precedents,¹⁷ a plausible mechanism is proposed in Scheme 4. A carboxylate-assisted C–H activation first forms complex **A**, followed by coordination of the aryl iodide to give intermediate **B**,^{17c} which is excited by light to form singlet species **B*** via MLCT. Intersystem crossing (ISC) then generates the triplet state **B****, enabling SET to generate an aryl radical and complex **C**. Radical recombination results in complex **D**, followed by reductive elimination to afford the desired product **3aa** and complex **E** after ligand exchange. Afterwards, C–H activation leads to the regeneration of the active species **A**.



Scheme 3. Key mechanistic findings.



Scheme 4. Mechanistic proposal for the ruthenium-catalyzed photoinduced C–H arylation.

In conclusion, we reported on a photo-induced C–H arylation of alkenes. Contrary to previous state of the art, the ruthenium catalysis bypasses high temperature or the use of Grignard reagents through photoexcitation and is thereby compatible



with a large variety of otherwise sensitive functional groups. Thereby, more than 35 multi-substituted heterocycle-incorporated olefins were assembled, including several biorelevant derivatives. Mechanistic studies highlighted the crucial role of blue light in this transformation.

Acknowledgements

The authors gratefully acknowledge generous support by the DZHK, the DFG (Gottfried Wilhelm Leibniz award to L.A.), the ERC Advanced Grant no. 101021358 (L.A.), and DAAD (NAMASTE+) for the financial support (T.M.).

Data availability

All data associated with this study are available in the article and Supporting Information.

Conflicts of interest

There are no conflicts to declare.

Notes and references

- (a) T. Rogge, N. Kaplaneris, N. Chatani, J. Kim, S. Chang, B. Punji, L. L. Schafer, D. G. Musaev, J. Wencel-Delord, C. A. Roberts, R. Sarpong, Z. E. Wilson, M. A. Brimble, M. J. Johansson and L. Ackermann, *Nat. Rev. Methods Primers.*, 2021, **1**, 43; (b) S. Rej, Y. Ano and N. Chatani, *Chem. Rev.*, 2020, **120**, 1788–1887.
- (a) H. Simon, A. Zangarelli, T. Bauch and L. Ackermann, *Angew. Chem. Int. Ed.*, 2024, **63**, e202402060; (b) G. McArthur, J. H. Docherty, M. D. Hareram, M. Simonetti, I. J. Vitorica-Yrezabal, J. J. Douglas and I. Larrosa, *Nat. Chem.*, 2024, **16**, 1141–1150; (c) T. Rogge and L. Ackermann, *Angew. Chem. Int. Ed.*, 2019, **58**, 15640–15645.
- (a) T. Michiyuki, I. Maksso, L. Ackermann, *Angew. Chem. Int. Ed.*, 2024, **63**, e202400845; (b) L. Ackermann, *Org. Process. Res. Dev.*, 2015, **19**, 260–269; (c) D. A. Horton, G. T. Bourne and M. L. Smythe, *Chem. Rev.*, 2003, **103**, 893–930; (d) J. Hassan, M. Sévignon, C. Gozzi, E. Schulz and M. Lemaire, *Chem. Rev.*, 2002, **102**, 1359–1470.
- (a) S. G. Ouellet, A. Roy, C. Molinaro, R. Angelaud, J.-F. Marcoux, P. D. O'Shea and I. W. Davies, *J. Org. Chem.*, 2011, **76**, 1436–1439; (b) A. Schischko, H. Ren, N. Kaplaneris and L. Ackermann, *Angew. Chem. Int. Ed.*, 2017, **56**, 1576–1580.
- (a) M. Z. Lu, J. Goh, M. Maraswami, Z. Jia, J.-S. Tian and T.-P. Loh, *Chem. Rev.*, 2022, **122**, 17479–17646; (b) J. Zhang, X. Lu, C. Shen, L. Xu, L. Ding and G. Zhong, *Chem. Soc. Rev.*, 2021, **50**, 3263–3314; (c) S. Tang, K. Liu, C. Liu and A. Lei, *Chem. Rev.*, 2015, **44**, 1070–1082.
- S. Oi, K. Sakai and Y. Inoue, *Org. Lett.*, 2005, **7**, 18, 4009–4011.
- L. Ackermann, R. Born and P. Ivarez-Becedo, *Angew. Chem. Int. Ed.*, 2007, **46**, 6364–6367.
- L. Ackermann, R. Vicente, H. K. Potukuchi and V. Pirovano, *Org. Lett.*, 2010, **12**, 5032–5035.
- D. Zell, S. Warratz, D. Gelman, S. J. Garden and L. Ackermann, *Chem. Eur. J.*, 2016, **22**, 1248–1252.
- M. Kim, J. Kwak and S. Chang, *Angew. Chem. Int. Ed.*, 2009, **48**, 8935–8939.
- L. Ilies, S. Asako and E. Nakamura, *J. Am. Chem. Soc.*, 2011, **133**, 20, 7672–7675.
- For representative reviews, see: (a) P. Bellotti, H.-M. Huang, T. Faber and F. Glorius, *Chem. Rev.*, 2023, **123**, 4237–4352; (b) J. Großkopf, T. Kratz, T. Rigotti and T. Bach, *Chem. Rev.*, 2022, **122**, 1626–1653; (c) C.-S. Wang, P. H. Dixneuf and J.-F. Soulé, *Chem. Rev.*, 2018, **118**, 7532–7585.
- K. P. S. Cheung, S. Sarkar and V. Gevorgyan, *Chem. Rev.*, 2022, **122**, 1543–1625.
- For rhodium catalysis, see: (a) J. Tanaka, Y. Nagashima, A. J. Araujo Dias, and K. Tanaka, *J. Am. Chem. Soc.*, 2021, **143**, 11325–11331; (b) J. Thongpaen, R. Manguin, V. Dorcet, T. Vives, C. Duhayon, M. Mauduit and O. Baslé, *Angew. Chem. Int. Ed.*, 2019, **58**, 15244–15248.
- For copper catalysis, see: (a) S. Trienes, J. Xu and L. Ackermann, *Chem. Sci.*, 2024, **15**, 7293–7299; (b) C. Li, B. Chen, X. Ma, X. Mo and G. Zhang, *Angew. Chem. Int. Ed.*, 2021, **60**, 2130–2134; (c) F. Yang, J. Koeller and L. Ackermann, *Angew. Chem. Int. Ed.*, 2016, **55**, 4759–4762.
- For iron catalysis, see: A. M. Messinis, T. von Münchow, M. Surke and L. Ackermann, *Nat. Catal.*, 2024, **7**, 273–284.
- For recent ruthenium catalysis, see: (a) Y. Wang, S. Chen, X. Chen, A. Zangarelli and L. Ackermann, *Angew. Chem. Int. Ed.*, 2022, **61**, e202205562; (b) J. Struwe, K. Korvorapun, A. Zangarelli and L. Ackermann, *Chem. Eur. J.*, 2021, **27**, 16237–16241; (c) K. Korvorapun, J. Struwe, R. Kuniyil, A. Zangarelli, A. Casnati, M. Waeterschoot and L. Ackermann, *Angew. Chem. Int. Ed.*, 2020, **59**, 18103–18109; (d) A. Sagadevan, A. Charitou, F. Wang, M. Ivanova, M. Vuagnat and M. F. Greaney, *Chem. Sci.*, 2020, **11**, 4439–4443; (e) P. Gandeepan, J. Koeller, K. Korvorapun, J. Mohr and L. Ackermann, *Angew. Chem. Int. Ed.*, 2019, **58**, 9820–9825; (f) T. Michiyuki, I. Maksso and L. Ackermann, *Angew. Chem. Int. Ed.*, 2024, **63**, e202400845; (g) S. Trienes, S. Golling, M. H. Gieuw, M. Di Matteo and L. Ackermann, *Chem. Sci.*, 2024, **15**, 19037–19043; (h) J. Pöhlmann, B. Yuan, J. Wu and L. Ackermann, *ACS Catal.*, 2025, **15**, 10542–10549; (i) S. Chen, Z. Xu, B. Yuan, X.-Y. Gou and L. Ackermann, *Nat. Synth.*, 2025, **4**, 655–663; (j) Y. Wang, B. Yuan, X. Chang and L. Ackermann, *Chem*, 2025, **11**, 102387; (k) A. Dey, R. Kancharla, K. Pal, N. Kloszewski and M. Rueping, *Commun. Chem.*, 2024, **7**, 295.
- (a) T. Rogge, J. C. A. Oliveira, R. Kuniyil, L. Hu and L. Ackermann, *ACS Catal.*, 2020, **10**, 10551–10558; (b) L. Ackermann, *Chem. Rev.*, 2011, **111**, 1315–1345; (c) L. Ackermann, R. Vicente, H. K. Potukuchi and V. Pirovano, *Org. Lett.*, 2010, **12**, 5032–5035; (d) L. Ackermann, R. Vicente, H. K. Potukuchi and V. Pirovano, *Org. Lett.*, 2010, **12**, 5032–5035; (e) L. Ackermann, R. Vicente and A. Althammer, *Org. Lett.*, 2008, **10**, 2299–2302.



Data availability statements

View Article Online
DOI: 10.1039/D5CC04527D

Photo-Induced Ruthenium-Catalyzed Alkene C–H-Arylation at Room Temperature

All data associated with this study are available in the article and Supporting Information.

