


 Cite this: *Phys. Chem. Chem. Phys.*,
 2024, 26, 20340

Bond breaking and making in mixed clusters of fullerene and coronene molecules induced by keV-ion impact†

 Naemi Florin, ^a Alicja Domaracka, ^b Patrick Rousseau, ^b Michael Gatchell ^{*a} and Henning Zettergren ^a

We have performed classical molecular dynamics simulations of 3 keV Ar + (C₂₄H₁₂)_n(C₆₀)_m collisions where (n,m) = (3,2),(1,4),(9,4) and (2,11). The simulated mass spectra of covalently bound reaction products reproduce the main features of the corresponding experimental results reported by Domaracka *et al.*, *Phys. Chem. Chem. Phys.*, 2018, **20**, 15052–15060. The present results support their conclusion that molecular growth is mainly driven by knockout where individual atoms are promptly removed in Rutherford type scattering processes. The so formed highly reactive fragments may then bind with neighboring molecules in the clusters producing a rich variety of growth products extending up to sizes containing several hundreds of atoms, and here we show examples of such structures. In addition, knocked out atoms may be absorbed such that e.g. hydrogenated coronene and fullerene molecules are formed.

 Received 18th March 2024,
 Accepted 8th July 2024

DOI: 10.1039/d4cp01147c

rsc.li/pccp

1 Introduction

The formation and breakage of bonds are at the heart of chemical reactions and govern the evolution of molecules in terrestrial and extraterrestrial environments.¹ In recent years, there have been numerous studies reporting molecular growth processes in gas-phase molecular clusters ignited by different ionization and excitation agents (photon, electron, and ion impact). Examples include peptide bond formation in clusters of amino acids,^{2,3} formation of aromatic rings in clusters of small carbon chains,⁴ and growth of complex carbon nanostructures in pure and mixed clusters of polycyclic aromatic hydrocarbons (PAHs) and fullerenes.^{5–10} The cluster environment serves dual purposes here as it not only provides the precursor material for the reactions, but also allows the excitation energy to be shared among its molecular constituents such that the reaction products are formed sufficiently cold to survive on extended timescales (microseconds and beyond). The experiments reported so far have used various mass spectrometry techniques to provide information on the mass-to-charge ratios of the reaction products, which sometimes, as

in the case of fullerenes, reveal the preferred cluster packing types through observations of so-called magic numbers corresponding to particularly stable cluster sizes.^{11,12} In general, however, they do not provide any structural information of the cluster structures before they are exposed to radiation in different forms, nor for any new species formed following such interactions. Complementary theoretical studies aiming to determine inherent cluster properties such as their stabilities and structures are thus needed to characterize the experimental targets. Pioneering theoretical studies have for instance shown that the most stable PAH clusters contain single or multiples stacks depending on the cluster size.¹³ These structures may then be used as input in studies of intra-cluster bond breaking and formation processes by means of, e.g., classical molecular dynamics simulations to reveal detailed information about the reaction pathways and final reaction products (structures and internal energies).^{7,8}

In this work, we have performed such simulations of collision induced chemical reactions inside of mixed clusters of PAH (C₂₄H₁₂) and fullerene (C₆₀) molecules. Here, we use the optimized structures from ref. 14 see Fig. 1 for two examples, and bombard them with 3 keV Ar-atoms mimicking the conditions in the experimental study by Domaracka *et al.*¹⁰ There, they showed that a large variety of new covalently bound reaction products are formed in the collisions, and that their yields depend on the mixing of C₂₄H₁₂ and C₆₀ in the cluster targets. For clusters containing low amounts of C₆₀, the molecular growth products are mainly coronene-based and there are

^a Department of Physics, Stockholm University, 106 91 Stockholm, Sweden.

E-mail: gatchell@fysik.su.se

^b Normandie Univ, ENSICAEN, UNICAEN, CEA, CNRS, CIMAP, 14000 Caen, France

 † Electronic supplementary information (ESI) available: Additional figures for small clusters containing five molecules. See DOI: <https://doi.org/10.1039/d4cp01147c>

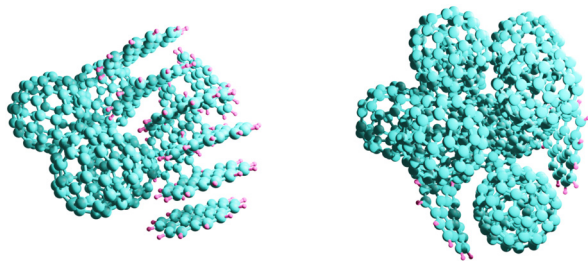



Fig. 1 The most stable $(C_{24}H_{12})_9 (C_{60})_4$ and $(C_{24}H_{12})_2 (C_{60})_{11}$ cluster structures according to the calculations reported in ref. 14.

no signs of reaction products containing C_{60} -molecules alone, while growth products containing both species become important as the C_{60} content in the clusters is increased. The newly formed products were attributed to so-called knockout-driven reactions as have been observed to drive the ion-induced chemistry in, *e.g.*, pure clusters of PAHs and fullerenes.^{5–8} Single or multiple atoms are then promptly removed in Rutherford-type scattering processes forming highly reactive fragments inside the clusters that readily form new bonds with neighboring molecules.¹⁵ These types of molecular growth processes are particularly important in the so-called nuclear stopping regime, *i.e.* for heavy keV-ion impact (velocities below a few hundred km s^{-1}). In contrast, lighter and faster keV projectiles (velocities above a few hundred km s^{-1}) mainly deposit energy to the molecular electron clouds (electronic stopping) that typically leads to strong cluster heating followed by evaporation of intact molecules, albeit with a small probability for knockout driven reactions.^{5,7,9,16} In case the molecular building blocks are not as rigid as fullerenes and PAHs, as in the case of, *e.g.*, small carbon chains and amino acids, molecular growth processes are likely to also occur following distant electron transfer processes. Ionization is often the main driving force under such circumstances and the results are then similar to those observed in electron impact induced molecular growth.^{2,3}

Here, we show that the experimental results by Domaracka *et al.*¹⁰ can be rationalized by knockout-driven reactions, which we demonstrate through the close agreement between their experimental and our simulated mass spectra for cluster targets with different PAH-fullerene mixing ratios and cluster sizes. The present results provide information on the structures of the covalently bound reaction products, which range in complexity from hydrogenated coronene and fullerene molecules to complex hydrocarbon and pure carbon structures containing hundreds of atoms.

2 Methods

The classical MD simulations were carried out using the open source LAMMPS (large-scale atomic/molecular massively parallel simulator) software.^{17,18} Our approach follows that previously used to successfully model collisions between keV atoms and pure PAH or fullerene clusters^{7,8} and is briefly

described here. The AIREBO (adaptive intermolecular reactive empirical bond order) potential¹⁹ was used to describe bonding interactions between atoms within each PAH and fullerene molecules, as well as to describe the long-range interactions between molecules in the clusters. The short range component of the AIREBO potential is a type of reactive force field allows bonds to be broken and formed dynamically in a realistic manner during a simulation run, which is essential for this type of study. The AIREBO potential is based on the REBO (reactive empirical bond order) potential by Brenner *et al.*²⁰ which is a manybody potential specifically parameterized for conjugated hydrocarbons like those studied here.^{20,21} Upon this foundation, the AIREBO potential adds improved descriptions of sp^3 -hybridized C–C bonds and a long-range Lennard–Jones component to simulate dispersion interactions.¹⁹ The latter consists of a pairwise $1/r^6$ attractive component between each atom pair in the system that does not share a close-range REBO bond. The interactions between the projectile and the target were governed by the ZBL (Ziegler–Biersack–Littmark) potential.²² The ZBL potential describes nuclear scattering processes by treating two colliding atoms as point charges screened by their respective electron clouds and was originally developed for simulating ion-surface collisions where it has been shown to give accurate results over a wide range of conditions.²³

As targets, we used optimized geometries identified in our study on mixed coronene- C_{60} clusters.¹⁴ From those results, we selected the lowest energy structures for four different cluster compositions, $(C_{24}H_{12})_n(C_{60})_m$ where $(n,m) = (3,2), (1,4), (9,4),$ and $(2,11)$ as targets for our simulations. These were selected as they represent two distinct cluster sizes—5 and 13 molecules in total, respectively—and four different mixing ratios that are close to those reported by Domaracka *et al.*¹⁰

In each simulation, a whole cluster as a unit was centered and randomly orientated at the origin of a cubic box with 200 Å sides. We used 3 keV argon atoms as projectiles, which were fired from a starting point at a fixed $z = 15$ Å distance from the target center and parallel to the z axis. The initial x and y coordinates of the projectile were randomized in each run within a square that was slightly larger than the projected size of the target cluster. This setup ensured that all orientations and impact parameters within the chosen square cross section were sampled with correct probabilities. To improve computational efficiency, runs where the projectile would pass outside the cluster and transfer only a negligible amount of energy (below about 1 eV) were discarded before they were carried out. The simulations that were run used a time step of 5×10^{-17} s for 2×10^5 steps, giving a total simulation time of 10 ps (10^{-11} s). Data was collected from 10 000 simulations for each composition of precursor clusters.

Due to the force fields used, the simulations are limited to only describing nuclear scattering processes between neutral projectiles and targets. For the projectile used here, 3 keV Ar, electronic stopping will be significantly weaker than nuclear stopping²² and its influence on the reactivity of fragments within the clusters can safely be neglected.⁷ As for the charge,



coronene and C_{60} molecules are large, stable molecules with many delocalized electrons. This gives them properties (*e.g.*, dissociation energies and chemical reactivity) that change very little between neutral systems and ions with low charge states. The methods used here have been thoroughly benchmarked against experimental results in studies involving energetic atoms/ions colliding with isolated molecules or pure clusters of PAHs and fullerenes.^{7,8,24–26} These studies also showed that knockout driven reaction processes in PAH and fullerene clusters are well-described by these types of classical simulations even in cases where significant heating from electronic stopping takes place.^{7,8} This is partly due to the high stability of such molecules and their ability to rapidly cool through photoemission, and partly due to the role that the cluster environment has in effectively dissipating excitation energy over all of its constituents.

3 Results and discussion

We find that collisions with the larger cluster targets ($N = 13$ molecules) give reaction products extending up to maximum sizes that are slightly larger than in collisions with the smaller clusters ($N = 5$), which is expected since more hydrocarbon material is available for bond forming reactions in larger clusters. Apart from that, similar types of reaction products are produced in collisions with all four cluster targets, suggesting that the growth mechanisms are the same. The mixing ratio and cluster size instead merely affects the branching ratios for the final distributions of reaction products. In the following we will primarily focus on the growth mechanisms and the structures of the products and we therefore only show the results for clusters containing 13 molecules ($(C_{24}H_{12})_9(C_{60})_4$ and $(C_{24}H_{12})_2(C_{60})_{11}$). Results for the smaller clusters are given in the ESI.†

3.1 Simulated and experimental mass spectra

Fig. 2 shows the simulated mass spectra for the cluster targets, $(C_{24}H_{12})_9(C_{60})_4$ (upper left panel), $(C_{24}H_{12})_2(C_{60})_{11}$ (upper right panel), together with experimental results from Domaracka *et al.*¹⁰ for collisions with mixed clusters containing mostly coronene (lower left panel) and fullerene molecules (lower right panel). In the simulated spectra, only the covalently bound reaction products are shown, while in the experiments it is not possible to distinguish those from any weakly bound cluster precursors and remnants or larger clusters having the same mass per charge. For this reason the relative intensities of peaks at masses corresponding to intact clusters are not directly comparable between experiment and theory. The four panels display similar features with a wide range of reaction products spanning in size from the intact coronene monomer ($m = 300$ u) to slightly above that of the intact fullerene trimer ($m = 2160$ u). The most feature-rich spectrum from the simulations is for $(C_{24}H_{12})_9(C_{60})_4$, which is consistent with the experimental results showing a propensity for intracluster reactions

in clusters containing a higher fraction of coronene molecules (lower left panel of Fig. 2).

3.2 Covalently bound intact and defected mixed dimers

In Fig. 3 we show the simulated and measured mass spectra in the region of the mixed dimer, $(C_{24}H_{12})(C_{60})$, for which $m = 1020$ u. The upper two panels show the theoretical and experimental results for targets with a high coronene content, while the lower two panels show the equivalent data for clusters with a low coronene content. The simulated mass spectra have been convoluted with a Gaussian profile of width (full width half maximum) FWHM = 0.5 u such that the peak widths are similar to those in the corresponding experimental mass spectra in order to aid the comparisons. The effective widths of the peaks in Fig. 3 are the result of the underlying distributions of the number of H atoms for fragments of similar masses. The simulations reproduce the main features of the experimental results remarkably well. For collisions with clusters containing a dominant fraction of coronene molecules the simulated and experimental mass spectra contain clear peaks corresponding to reaction products ranging in size from five carbon atoms less than the intact dimer ($m = 960$ u) up to three additional carbon atoms ($m = 1056$ u). These peaks are separated by one carbon mass, which is a clear fingerprint for knockout driven reactions with PAHs and fullerenes.^{5,7,15} Here, highly reactive fragments from such processes form bonds with intact or defective neighbors leading to reaction products with $m < 1020$ u. Alternatively, knocked-out carbon atoms are absorbed by molecules which then react with neighbors such that the reaction products are heavier than the intact dimer ($m > 1020$ u). In addition, covalently bound reaction products with $m = 1020$ u are formed in, *e.g.*, fusion of two intact molecules or in reactions with damaged molecules and molecules that have absorbed one or several knocked out atoms. Typical examples of these three types of reaction products are shown in Fig. 4. The left column shows two species with mass $m = 1008$ u. The upper structure is a coronene fragment after single carbon knockout forming a single bond with an intact fullerene, while the lower is a coronene that has lost one carbon atom and one hydrogen atom and is forming a covalent bond with a fullerene that has absorbed a knocked out hydrogen atom. The middle column shows structures corresponding to the mass of an intact mixed dimer. In most cases such species are formed in reactions between damaged but non-fragmented coronenes and intact fullerenes as illustrated in the upper figure, but there are also examples where a knockout fragment reacts with a molecule that has absorbed atom(s) with the same mass as the knocked out atom(s) from the other molecule (not shown). Furthermore, species consisting purely of carbon atoms (C_{85}) are formed in collisions that have lead to severe damage of a fullerene that binds to a neighboring fullerene (see the lower middle panel of Fig. 4). Finally, the right column of Fig. 4 shows structures with $m = 1032$ u corresponding to the addition of one carbon atom to an intact mixed dimer. An example of the most typical binding situation is shown in the upper panel where a displaced carbon is acting as a link between two intact



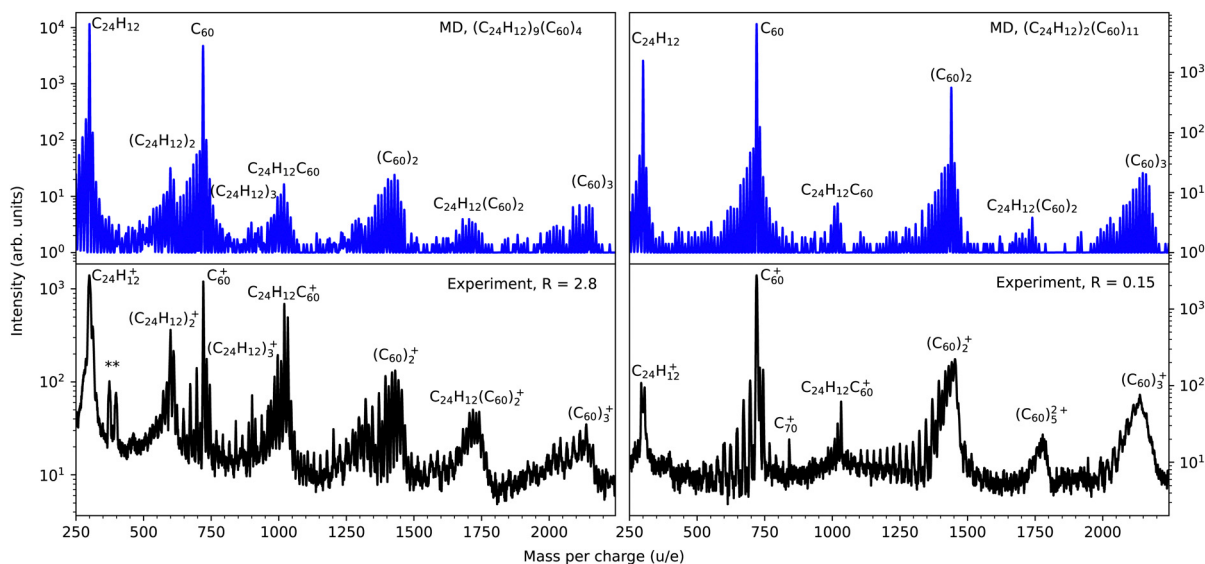


Fig. 2 Upper panels: mass spectra from molecular dynamics simulations of 3 keV Ar⁺-projectiles colliding with (C₂₄H₁₂)₉(C₆₀)₄ (left) and (C₂₄H₁₂)₂(C₆₀)₁₁ (right). Lower panels: experimental mass-to-charge spectra for 3 keV Ar⁺ colliding with broad distributions of mixed clusters of coronene and fullerene molecules.¹⁰ The coronene/fullerene mixing ratios are $R = I_{C_{60}}/I_{C_{60}} = 2.8$ and $R = 0.15$ in the left and right panel, respectively. The peaks marked by asterisks are due to impurities in the coronene powder used in the experiments.

molecules in a similar fashion as dumbbell fullerene dimers (C₁₂₁) observed when atomic carbon reacts with fullerenes in helium nanodroplets.²⁷ Another, more exotic, example is shown below this where the fullerene and coronene molecules are bridged by two new bonds, one where a H atom has been stripped from the PAH and one where an additional CH fragment has formed a bond between the pair.

Fig. 5 shows a closer comparison of the simulated and experimental mass distribution near 1020 u stemming from collisions with clusters containing a high fraction of coronene molecules. The experimental distribution has been extracted from the higher resolution spectrum reported by Domaracka *et al.*¹⁰ where individual peaks separated by one hydrogen mass are resolved. Peaks corresponding to one or two hydrogen atoms fewer than for an intact mixed dimer are clearly visible in the simulations and experiments. In the latter case there is also a peak at $m = 1021$ u corresponding to one additional hydrogen, which is not seen in the present simulations. A possible explanation to this is the small cluster size in comparison with the typical ones in the experiments, *i.e.* that there is a significantly lower probability that knocked out hydrogen atoms are absorbed by a molecule in small cluster and hence secondary bond formation processes involving such species and their neighbors are extremely rare. The lack of charge in the present theoretical description could also be a reason for this difference as the capture of an H atom would stabilize the cation radical with $m = 1020$ u. While there is an overall good agreement between the experimental and theoretical results, finer details such as this could be more sensitive to the charge state of the system than others. In the simulations, there is a significantly higher fraction of $m = 1020$ u in relation to the smaller masses compared to the experiments. This suggests that the internal energies of such reaction products often are

too high for them to survive on the experimental timescales. The lower-mass products in this range are expected to be more stable as hydrogen atoms have been lost from coronene, which produces reactive sites where strong bonds to neighboring molecules can be formed. The secondary loss of hydrogen after a bond-forming reaction has taken place could also assist in stabilizing reaction products on experimental timescales, an aspect not fully captured by the short timescales of our simulations.

3.3 Dehydrogenated and hydrogenated coronene molecules

The conclusion that hydrogen atoms are more likely to be absorbed by their neighbors in collision with large clusters is further supported when comparing the simulated and experimental mass spectra in the region of the intact coronene molecule (see Fig. 6). The simulated mass spectrum shows that up to four hydrogen atoms are knocked out ($m = 296 \cdot \cdot 299$ u), either directly by the Ar projectile or by secondary projectiles arising from knocked out C and H atoms, and in some cases one hydrogen atom is picked up by another coronene molecule in the cluster ($m = 301$ u). These reaction products are also seen in the experimental mass spectrum, as are products from the loss of five and six hydrogen atoms ($m = 295$ u and 296 u) and the absorption of 2–4 additional hydrogen atoms ($m = 302 \cdot \cdot 304$ u) in relation to the pristine coronene molecule. The present simulations show that the hydrogen atom is predominantly attached to the outer rim of the coronene molecule such that a CH₂-group is formed (see the inset in Fig. 6). In the experiments, more than one additional hydrogen is common and it is likely that they are also predominantly located at different positions at the outer rim.²⁸ These may stem from attachment of H-atoms from knockout processes and/or from being emitted from internally hot coronene



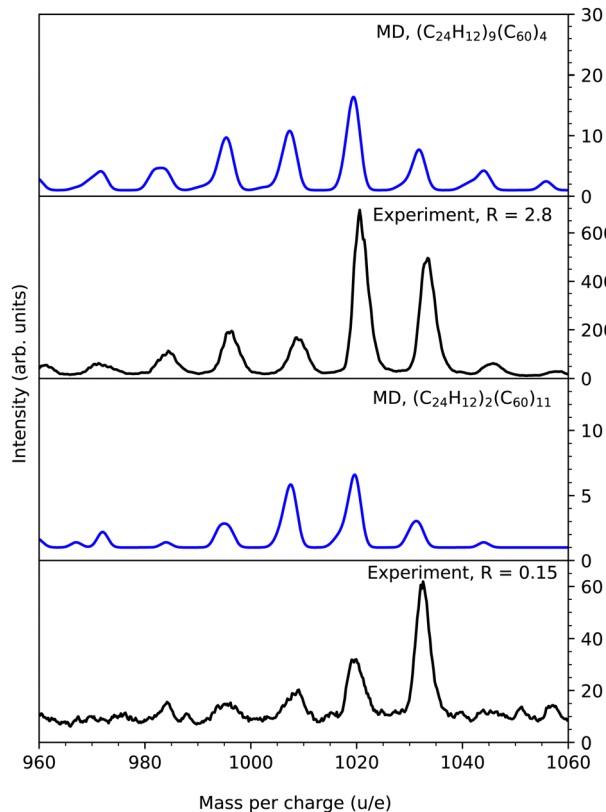


Fig. 3 Comparisons of simulated (blue) and experimental¹⁰ (black) mass spectra in the region of the mixed dimer. The upper and lower panels show the comparisons for clusters with high and low coronene contents, respectively. Note that the experimentally measured distributions are affected by the small natural abundance of ¹³C in the cluster targets that is not resolved in this data and shifts the peaks towards higher masses. Examples of reaction products from the simulations are shown in Fig. 4.

molecules, with the latter occurring on timescales not probed in our simulations. This could explain why the loss of more

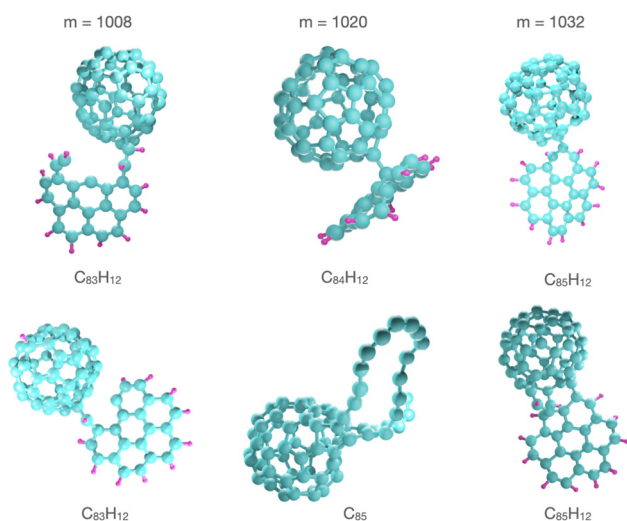


Fig. 4 Examples of covalently bound reaction products with masses $m = 1008$, 1020 , and 1032 u formed in 3 keV Ar + $(C_{24}H_{12})_9(C_{60})_4$ collisions.

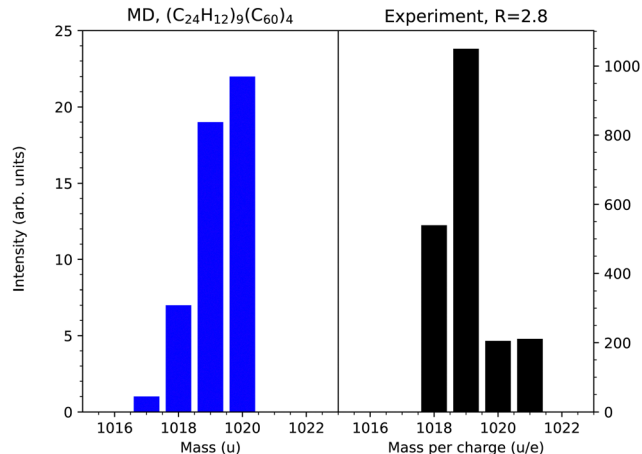


Fig. 5 Relative intensities of reaction products in the vicinity of the mixed dimer ($m = 1020$ u). Left: MD simulations. Right: Experimental results where the natural abundance of ¹³C in the target has been taken into account.¹⁰

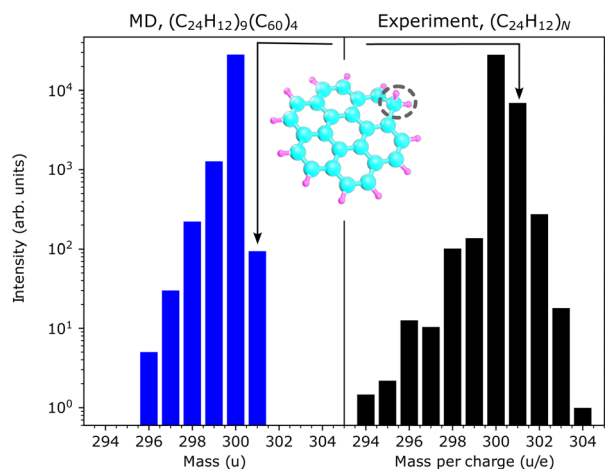


Fig. 6 Relative intensities of covalently bound reaction products in the vicinity of the intact coronene molecule ($m = 300$ u). Left: MD simulations. Right: Experimental results where the natural abundance of ¹³C in the target has been taken into account.¹⁰ The inset shows the most common structure of singly hydrogenated coronene ($m = 301$ u) formed in the simulations with the hydrogenation site highlighted.

than four H atoms is not detected in the present work. As for the fragments near $m = 1020$ u, the charge state could also influence the capture or loss of H by these systems more than other types of reactivity reported here. Hydrogenated PAHs have been suggested to contribute to formation of molecular hydrogen in the interstellar medium and may thus play key roles in star formation.²⁹ In the simulations we also see that hydrogenated fullerenes are formed, which are believed to exist in circumstellar and interstellar environments.³⁰

3.4 Exotic reaction products

In some cases the collisions ignite molecular growth processes where exotic structures are formed through multiple bond



breaking and forming processes. These typically involve fusion of molecules that have been severely damaged by the projectile. A few examples are highlighted in Fig. 7. The upper panel shows two structures stemming from reactions involving one damaged coronene and a fullerene that to a larger extent retains its original structure. These are connected through two bonds forming large ring structures from the break-ups

of two and three rings in coronene, respectively. The left structure in the second row stems from two damaged coronene molecules that are attached to a fullerene. On the right hand side there is a pure carbon cluster consisting of 116 atoms from a reaction of an intact fullerene with a large and open fullerene fragment. The bottom two panels in Fig. 7 show the largest covalently bound reaction products formed in collisions with clusters with a high fraction of coronene and fullerene molecules, respectively. In the former case, $C_{289}H_{23}$ is produced and consists of a significant fraction (63%) of the carbon atoms in the $(C_{24}H_{12})_9(C_{60})_4$ precursor cluster. The fraction is even larger in collisions with $(C_{24}H_{12})_2(C_{60})_{11}$ where the largest reaction product, C_{595} as shown in Fig. 7, contains 84% of the carbon atoms in a complex that largely preserves the structure of the fullerene component of the precursor cluster. The disordered nature of these systems, which contain both aromatic and aliphatic elements, show similarities to carbon soot particles.³¹ Their mechanisms through which they grow following the impact by the Ar atom could help explain the origin of fullerene-like soot structures observed in laser ablation experiments on carbon nano-tubes.³²

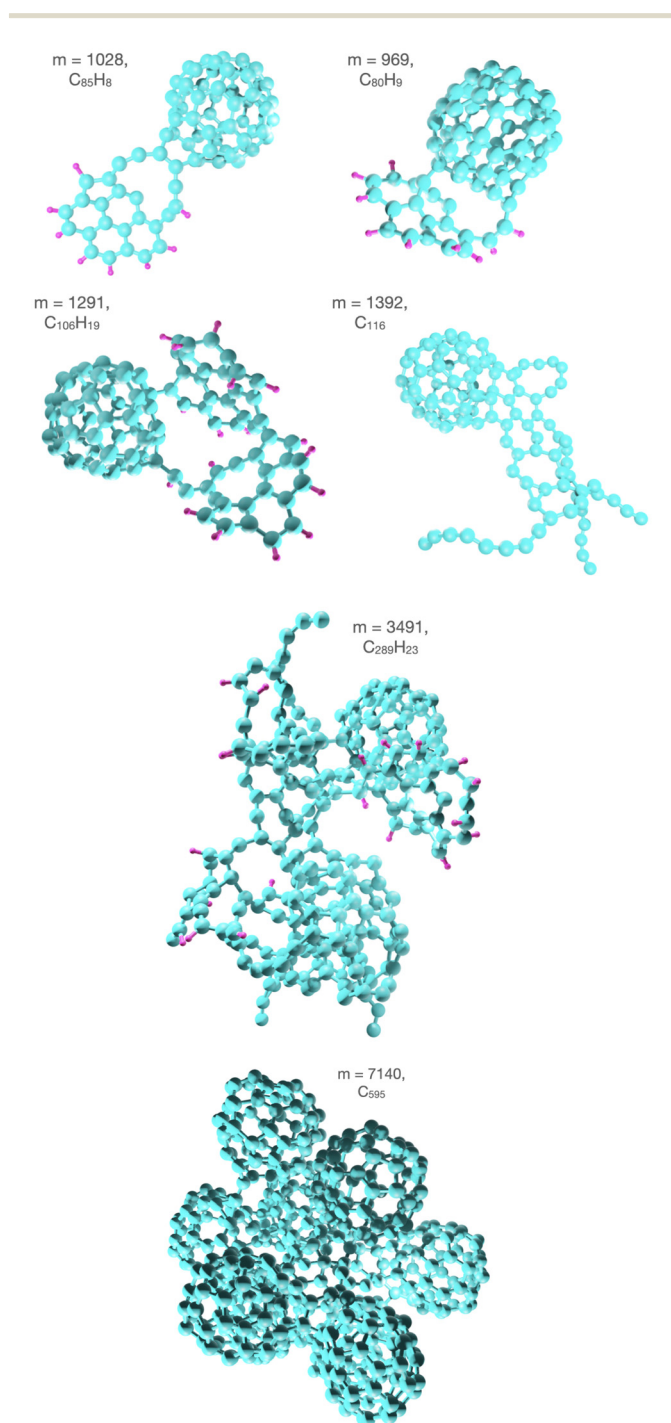


Fig. 7 Examples of large covalently bound reaction products formed in collisions between 3 keV Ar and $(C_{24}H_{12})_9(C_{60})_4$ ($m = 1028, 969, 1291, 1392$, and 3491 u), and with $(C_{24}H_{12})_2(C_{60})_{11}$ ($m = 7140$ u).

4 Summary and conclusions

We have studied molecular growth processes in weakly bound mixed clusters of coronene and fullerene molecules by means of classical molecular dynamic simulations. These are ignited by 3 keV Ar impact and we find that the simulated mass spectra reproduce the experimental ones reported by Domaracka *et al.*¹⁰ very well. Minor differences can be attributed to (i) the different timescales and hence survival probabilities probed in the simulations (up to 10 picoseconds) and in the experiments (up to microseconds), and (ii) that there is a broad distribution of cluster sizes in the experiments, while there is a well-defined but rather small cluster size in the simulations. In our simulations we find a rich distribution of growth products extending in size from one mass above the intact molecular cluster building blocks to pure carbon or hydrocarbon structures containing hundreds of atoms. The majority of the reaction products observed preserve the structures of the precursor molecules that they are made up of, *i.e.* consisting primarily of aromatic rings. However, a significant fraction are the result of much more destructive processing where there is little trace of the original molecular structures. These systems show a mixture of aromatic and aliphatic bonds and are in general more disordered in their structures. Because of this they also carry relatively high internal energies and are likely to undergo further bond rearrangement or even secondary dissociation as they stabilize on timescales of nanoseconds or longer, beyond the time domain covered in our simulations.

Another key finding is that the specific reaction products do not depend strongly on the relative fullerene/coronene content in the clusters investigated in this study. Larger cluster provide more material where reactions can occur, which leads to larger reaction products on average, but this only affects the



branching ratios for the final states and not which types of products are formed. Likewise, the mixing ratios of fullerenes and coronene for a given cluster size dictate the abundances of mixed products, but the types or products that can be formed are largely unchanged. Calculations on the stabilities of mixed PAH-fullerene clusters indicate that these two types of molecules mix poorly, so that the lowest energy structure predominantly consist of sub-units of either molecular type. Mixed-species reaction products are thus most likely to be formed near the boundaries between these sub-clusters. This means that reaction mechanisms can be studied without having to model a wide range of cluster sizes like what is found in the experiments, significantly simplifying the analysis of the data and time required.

Given the widespread presence of PAH and fullerenes in the interstellar medium, and their expected important role in forming the foundation or larger aggregates of carbon in dust grains, the results presented here are highly relevant for astrophysical applications. Dust grains bombarded by stellar winds and other energetic particles will undergo processing similar to what we have seen in our modeling.^{33,34} Hence, these types of reactions could lead to the growth and evolution of large, complex carbonaceous molecules in various astrophysical environments such as in regions surrounding evolved, carbon-rich stars. Knockout-driven processing of molecular clusters could, for instance, be a pathway for the formation of so-called arapahtic carbon which has been proposed as a precursor of complex carbon molecules in the ISM.³⁵ It can also facilitate the production of hydrogenated molecular species when H atoms are displaced by the impinging projectile and captured by other molecules. All such processing would significantly alter the spectral characteristics of the material, which could help in identifying regions of space where it takes place.

Author contributions

Conceptualization: MG, HZ; formal analysis: NF, MG, HZ; investigation: NF, AD, PR, MG, HZ; methodology: NF, MG; software: NF; visualization: NF; writing – original draft: NF, MG, HZ; writing – review & editing: AD, PR.

Data availability

Data for this article is available upon request to the authors.

Conflicts of interest

There are no conflicts to declare.

Acknowledgements

M. G. and H. Z. acknowledge support from the Swedish Research Council (contracts 2020-03104 and 2020-03437, respectively). This work is a part of the project “Probing charge- and mass-transfer reactions on the atomic level,” supported by

the Knut and Alice Wallenberg Foundation (Grant No. 2018.0028). A. D. and P. R. acknowledge the Normandy Region and the European Union in the frame of operational program FEDER/FSE 2014-2020 (RIN MAGIC) and the support received by the French ANR agency (ANR-18-CE30-0021, ANR FRAPA). This article is based upon work from COST Actions CA18212 – Molecular Dynamics in the GAS phase (MD-GAS), CA21126 – Carbon molecular nanostructures in space (NanoSpace), and CA21101 – Confined Molecular Systems: From a New Generation of Materials to the Stars (COSY), supported by COST (European Cooperation in Science and Technology).

Notes and references

- 1 M. Gatchell and H. Zettergren, *Commun. Chem.*, 2022, **5**, 28.
- 2 P. Rousseau, D. G. Piekarski, M. Capron, A. Domaracka, L. Adoui, F. Martn, M. Alcam, S. Daz-Tendero and B. A. Huber, *Nat. Commun.*, 2020, **11**, 3818.
- 3 O. Licht, D. Barreiro-Lage, P. Rousseau, A. Giuliani, A. R. Milosavljevic, A. Isaak, Y. Mastai, A. Albeck, R. Singh, V. T. T. Nguyen, L. Nahon, L. Martinez-Fernández, S. Daz-Tendero and Y. Toker, *Angew. Chem., Int. Ed.*, 2023, **62**, e202218770.
- 4 M. Gatchell, R. Delaunay, G. D'Angelo, A. Mika, K. Kulyk, A. Domaracka, P. Rousseau, H. Zettergren, B. A. Huber and H. Cederquist, *Phys. Chem. Chem. Phys.*, 2017, **19**, 19665–19672.
- 5 H. Zettergren, P. Rousseau, Y. Wang, F. Seitz, T. Chen, M. Gatchell, J. D. Alexander, M. H. Stockett, J. Rangama, J. Y. Chesnel, M. Capron, J. C. Pouilly, A. Domaracka, A. Méry, S. Maclot, H. T. Schmidt, L. Adoui, M. Alcamí, A. G. G. M. Tielens, F. Martín, B. A. Huber and H. Cederquist, *Phys. Rev. Lett.*, 2013, **110**, 185501.
- 6 F. Seitz, H. Zettergren, P. Rousseau, Y. Wang, T. Chen, M. Gatchell, J. D. Alexander, M. H. Stockett, J. Rangama, J. Y. Chesnel, M. Capron, J. C. Pouilly, A. Domaracka, A. Méry, S. Maclot, V. Vizcaino, H. T. Schmidt, L. Adoui, M. Alcam, A. G. G. M. Tielens, F. Martn, B. A. Huber and H. Cederquist, *J. Chem. Phys.*, 2013, **139**, 034309.
- 7 R. Delaunay, M. Gatchell, P. Rousseau, A. Domaracka, S. Maclot, Y. Wang, M. H. Stockett, T. Chen, L. Adoui, M. Alcam, F. Martn, H. Zettergren, H. Cederquist and B. A. Huber, *J. Phys. Chem. Lett.*, 2015, **6**, 1536–1542.
- 8 R. Delaunay, M. Gatchell, A. Mika, A. Domaracka, L. Adoui, H. Zettergren, H. Cederquist, P. Rousseau and B. A. Huber, *Carbon*, 2018, **129**, 766–774.
- 9 M. Gatchell, P. Rousseau, A. Domaracka, M. H. Stockett, T. Chen, H. T. Schmidt, J. Y. Chesnel, A. Méry, S. Maclot, L. Adoui, B. A. Huber, H. Zettergren and H. Cederquist, *Phys. Rev. A*, 2014, **90**, 022713.
- 10 A. Domaracka, R. Delaunay, A. Mika, M. Gatchell, H. Zettergren, H. Cederquist, P. Rousseau and B. A. Huber, *Phys. Chem. Chem. Phys.*, 2018, **20**, 15052–15060.
- 11 T. P. Martin, U. Näher, H. Schaber and U. Zimmermann, *Phys. Rev. Lett.*, 1993, **70**, 3079–3082.
- 12 W. Branz, N. Malinowski, A. Enders and T. P. Martin, *Phys. Rev. B: Condens. Matter Mater. Phys.*, 2002, **66**, 094107.



- 13 M. Rapacioli, C. Joblin and P. Boissel, *A&A*, 2005, **429**, 193–204.
- 14 N. Florin, H. Zettergren and M. Gatchell, *Struct. Stabilit. Mixed Clust. Fullerene Coronene Molecules*, 2024, DOI: [10.48550/arXiv.2401.17650](https://doi.org/10.48550/arXiv.2401.17650).
- 15 M. Gatchell and H. Zettergren, *J. Phys. B: At., Mol. Opt. Phys.*, 2016, **49**, 162001.
- 16 H. A. B. Johansson, H. Zettergren, A. I. S. Holm, F. Seitz, H. T. Schmidt, P. Rousseau, A. awicki, M. Capron, A. Domaracka, E. Lattouf, S. Maclot, R. Maisonnay, B. Manil, J.-Y. Chesnel, L. Adoui, B. A. Huber and H. Cederquist, *Phys. Rev. A*, 2011, **84**, 043201.
- 17 S. Plimpton, *J. Comput. Phys.*, 1995, **117**, 1–19.
- 18 <https://lammps.sandia.gov>.
- 19 S. J. Stuart, A. B. Tutein and J. A. Harrison, *J. Chem. Phys.*, 2000, **112**, 6472–6486.
- 20 D. W. Brenner, O. A. Shenderova, J. A. Harrison, S. J. Stuart, B. Ni and S. B. Sinnott, *J. Phys.: Condens. Matter*, 2002, **14**, 783.
- 21 D. W. Brenner, *Phys. Rev. B: Condens. Matter Mater. Phys.*, 1990, **42**, 9458–9471.
- 22 J. F. Ziegler, J. P. Biersack and U. Littmark, *In The Stopping and Range of Ions in Matter*, Pergamon, New York, 1985.
- 23 D. J. O'connor and J. P. Biersack, *Nucl. Instrum. Methods Phys. Res. Sect. B*, 1986, **15**, 14–19.
- 24 Y. Wang, H. Zettergren, P. Rousseau, T. Chen, M. Gatchell, M. H. Stockett, A. Domaracka, L. Adoui, B. A. Huber, H. Cederquist, M. Alcamí and F. Martín, *Phys. Rev. A*, 2014, **89**, 062708.
- 25 M. H. Stockett, M. Gatchell, T. Chen, N. de Ruelle, L. Giacomozzi, M. Wolf, H. T. Schmidt, H. Zettergren and H. Cederquist, *J. Phys. Chem. Lett.*, 2015, **6**, 4504–4509.
- 26 M. H. Stockett, M. Wolf, M. Gatchell, H. T. Schmidt, H. Zettergren and H. Cederquist, *Carbon*, 2018, **139**, 906–912.
- 27 S. A. Krasnokutski, M. Kuhn, A. Kaiser, A. Mauracher, M. Renzler, D. K. Bohme and P. Scheier, *J. Phys. Chem. Lett.*, 2016, **7**, 1440–1445.
- 28 N. Foley, S. Cazaux, D. Egorov, L. M. P. V. Boschman, R. Hoekstra and T. Schlathölder, *Mon. Not. R. Astron. Soc.*, 2018, **479**, 649–656.
- 29 V. L. Page, T. P. Snow and V. M. Bierbaum, *Astrophys. J.*, 2009, **704**, 274.
- 30 D. A. Garca-Hernández, A. Manchado, P. Garca-Lario, L. Stanghellini, E. Villaver, R. A. Shaw, R. Szczerba and J. V. Perea-Calderón, *Astrophys. J. Lett.*, 2010, **724**, L39.
- 31 S. J. Harris and A. M. Weiner, *Annu. Rev. Phys. Chem.*, 1985, **36**, 31–52.
- 32 S. Iijima, T. Wakabayashi and Y. Achiba, *J. Phys. Chem.*, 1996, **100**, 5839–5843.
- 33 E. R. Micelotta, A. P. Jones and A. G. G. M. Tielens, *Astron. Astrophys.*, 2010, **510**, A37.
- 34 E. R. Micelotta, A. P. Jones and A. G. G. M. Tielens, *Astron. Astrophys.*, 2010, **510**, A36.
- 35 E. R. Micelotta, A. P. Jones, J. Cami, E. Peeters, J. Bernard-Salas and G. Fanchini, *Astrophys. J.*, 2012, **761**, 35.

