



Cite this: *Green Chem.*, 2021, **23**, 1642

Received 8th November 2020,

Accepted 10th February 2021

DOI: 10.1039/d0gc03779f

rsc.li/greenchem

One-step plasma-enabled catalytic carbon dioxide hydrogenation to higher hydrocarbons: significance of catalyst-bed configuration†

Jiajie Wang,^{a,b} Mohammad S. AlQahtani,^{id a,c} Xiaoxing Wang,^{id *a} Sean D. Knecht,^{id d} Sven G. Bilén,^{id d,e} Chunshan Song,^{id *a,c,f} and Wei Chu^{id b}

Effectively converting CO₂ into fuels and value-added chemicals remains a major challenge in catalysis, especially under mild conditions. In this study, we report a one-step plasma-enabled catalytic process for CO₂ hydrogenation to C₂⁺ hydrocarbons operated at low temperature and atmospheric pressure in a dielectric barrier discharge (DBD) packed-bed reactor. Plasma without catalyst produces mainly CO (over 80% selectivity), while CH₄ becomes the main product when plasma is coupled with the alumina-supported Co catalyst. Interestingly, by simply changing the catalyst-bed configuration within the plasma discharge zone, more C₂⁺ hydrocarbons are selectively produced. High C₂⁺ hydrocarbons selectivity of 46% at ca. 74% CO₂ conversion is achieved when operated at the furnace temperature of 25 °C and 10 W DBD plasma. The possible origin of C₂⁺ formation and the significance of catalyst-bed configuration are discussed.

Transforming waste CO₂ into chemicals and fuels offers not only a possible solution to mitigate anthropogenic CO₂ emissions, but also an alternative to alleviate dependence on fossil fuels,¹ supporting sustainable development and green chemistry.^{1–6} CO₂ is thermodynamically stable ($\Delta G^\circ = -393.5 \text{ kJ mol}^{-1}$), thus preferably converted with a co-reactant having higher free Gibbs energy such as CH₄ ($\Delta G^\circ = -50.7 \text{ kJ mol}^{-1}$) and H₂ ($\Delta G^\circ = 0 \text{ kJ mol}^{-1}$).¹ CO₂ reaction with H₂ is thermodynamically favorable;⁷ furthermore, H₂ can be pro-

duced from H₂O using renewable energy, which makes the overall process environmentally friendly.¹

Much effort has been devoted to improving the performance of catalysts for producing higher hydrocarbons from CO₂.^{8–11} C₂⁺ hydrocarbons can be used as a liquid fuel or an entry platform (e.g., light olefins) for existing chemical production chains.^{12,13} In order to achieve high C₂⁺ yield, high pressure (1.0–4.0 MPa) under the temperature of 200–400 °C is normally required.² Another critical issue in thermal-catalytic processes is the catalyst deactivation caused by metal sintering and carbon deposition.¹⁴ Thus, achieving CO₂ activation and carbon chain growth under mild conditions remains a great challenge.^{2,13}

Non-thermal plasma (NTP) provides a unique medium for performing catalytic CO₂ conversion at low temperatures owing to its non-equilibrium characteristics. Highly energetic electrons (1–10 eV) generated in NTP collide with gas molecules to produce highly reactive species (*i.e.*, ions, radicals, excited atoms and excited molecules), enabling thermodynamically and/or kinetically unfavored reactions at low temperatures.^{15–17}

Although various catalysts, such as nickel,^{18–20} cobalt,²¹ copper,^{7,22} platinum,⁷ transition metal oxide²³ and molecular sieves,²¹ have been studied for plasma-catalytic CO₂ hydrogenation during the past few decades,^{1,16,24} CO and CH₄ are always the major products while the amount of C₂⁺ is scarce. Only Lan *et al.* have achieved 13.7% selectivity of higher hydrocarbons over a Co/ZSM-5 catalyst.²¹ Hence, the selective production of long-chain hydrocarbons from CO₂ hydrogenation using plasma-catalysis is still challenging.

Herein, we report a non-thermal plasma-driven catalytic process for one-step conversion of CO₂ and H₂ into higher hydrocarbons operated at low temperature and atmospheric pressure. We demonstrate the significance of catalyst-bed configuration within a dielectric barrier discharge (DBD) plasma discharge zone for the production of C₂⁺ hydrocarbons on a γ -Al₂O₃ supported Co catalyst (the content of cobalt metal was fixed at 15 wt% based on the support, and termed as 15Co). To the best of our knowledge, it is the first report of plasma-enabled one-step CO₂ hydrogenation into C₂⁺ hydrocarbons with C₂⁺ selectivity over 46% at ca. 74% CO₂ conversion.

^aClean Fuels & Catalysis Program, EMS Energy Institute, Department of Energy and Mineral Engineering, The Pennsylvania State University, University Park, PA, 16802, USA. E-mail: xuw4@psu.edu, cxs23@psu.edu, chunshansong@cuhk.edu.hk

^bDepartment of Chemical Engineering, Sichuan University, Sichuan, P.R. China

^cDepartment of Chemical Engineering, The Pennsylvania State University, University Park, PA, 16802, USA

^dSchool of Engineering Design, Technology, and Professional Programs, The Pennsylvania State University, University Park, PA, 16802, USA

^eSchool of Electrical Engineering and Computer Science, The Pennsylvania State University, University Park, PA, 16802, USA

^fDepartment of Chemistry, Faculty of Science, The Chinese University of Hong Kong, Shatin, Hong Kong, China

† Electronic supplementary information (ESI) available. See DOI: 10.1039/d0gc03779f


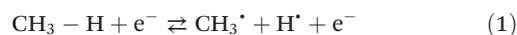
Fig. 1a shows the CO₂ conversion and product selectivity in CO₂ hydrogenation under different operation modes including catalyst alone, plasma alone, and plasma-catalyst operated at the furnace temperature of 25 °C (no external heating). As expected, both 15Co catalyst and alumina support are thermally inactive at room temperature. Plasma alone initiates CO₂ hydrogenation at mild conditions with CO as the main product (over 80% selectivity), consistent with early reports.^{7,23} Packing alumina in the discharge zone does not seem to affect the plasma performance. Coupling 15Co catalyst with plasma significantly changes the product distribution, as the methane selectivity increases significantly from 3% to 45%, while CO selectivity drops down to 38%. Additionally, a small amount of C₂⁺ hydrocarbons (*ca.* 3% selectivity) is produced. Part of the observed changes could be attributed to plasma-induced thermal effects as the temperature inside the catalyst bed increased to 200 °C (Table S3†).

Although C₂⁺ hydrocarbons are successfully obtained when operated at the furnace temperature of 25 °C (Fig. 1a), its selectivity is low. In order to get a more distinct result in C₂⁺ production for accurate comparison, we have further operated the reactions at the furnace temperature of 250 °C. Fig. 1b illustrates the influence of increasing the furnace temperature to 250 °C, which reveals the possibility of obtaining more C₂⁺

hydrocarbons. Under thermal reaction conditions, about 45% of CO₂ is converted over the 15Co catalyst, and methane is the main product (83% selectivity) along with traces of C₂⁺ hydrocarbons (<1%). For an empty or alumina-packed reactor under plasma, both CO₂ conversion and CO selectivity do not show appreciable changes after raising the operating temperature to 250 °C. In contrast, a significant increase in CO₂ conversion (63%) and methane selectivity (81%) is observed over the 15Co catalyst under plasma. More importantly, the selectivity to C₂⁺ hydrocarbons increases from 3% to 7%.

It should be pointed out that plasma can generate heat and thus cause the reactor temperature to rise. At the furnace temperature of 250 °C, unlike the thermal reactions where the reactor temperature is normally similar to the furnace temperature, the real reaction temperature with excited electrons could be much higher in the presence of plasma. Therefore, the reactor temperature was measured (within 10 s) by swiftly replacing the high-voltage (HV) electrode with a thermocouple in the center of the catalyst bed when the stable plasma-catalytic reaction is obtained. The measured reactor temperature was about 400 °C with the presence of plasma either empty or packed with alumina or the 15Co catalyst (Table S2†).

Recent work on plasma-assisted CO₂ and CH₄ reforming^{25–28} shows mainly the production of CO, H₂ and oxygenates while only a small amount of higher hydrocarbons was reported. On the contrary, almost no oxygenates are detected in our system. Hence, we think the reaction process in our system is different from plasma-assisted dry reforming. We hypothesize that the formation of C₂⁺ is mainly from plasma-driven activation and reaction of the produced methane. If the produced CH₄ is effectively converted *via* electron impact fragmentations (R1, R2), which is otherwise thermodynamically unfavorable even at 400 °C (R3, R4), the formation of higher hydrocarbons could be enhanced. To test our hypothesis, we have designed a series of catalyst-bed configurations for CO₂ hydrogenation to higher hydrocarbons under plasma (details of each configuration are given in the Table S1†). The obtained CO₂ conversion and product selectivity are presented in Fig. 2. The reactor temperature was also measured for different bed-configurations at different pre-marked positions for a better assessment of the temperature distribution under DBD plasma. As seen in Fig. S3 and Table S2,† when the furnace temperature is 250 °C at the plasma applied voltage of 13.6 kV, the temperature inside the reactor reaches about 400 °C for all configurations. The temperature distribution is relatively uniform within the entire bed.



In our DBD plasma reactor, gases flow vertically downward through the catalyst bed and the height of the discharge zone is fixed at 5 cm. The catalyst amount is first reduced from

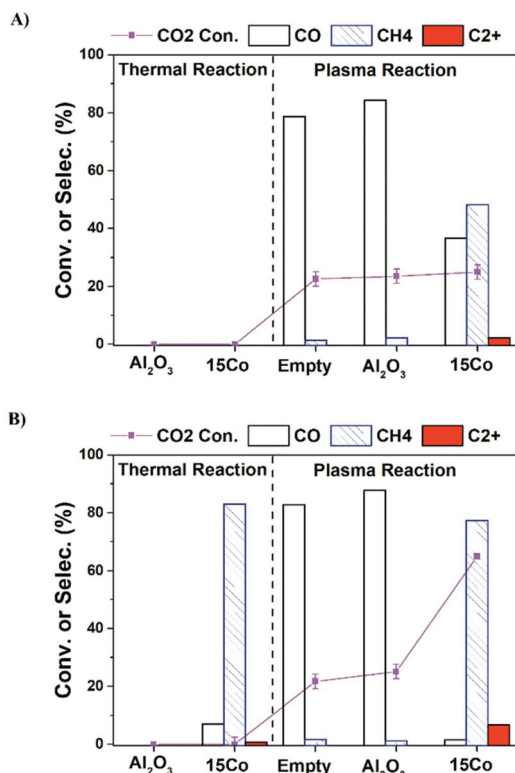


Fig. 1 CO₂ conversion and product selectivity in the three different modes including catalyst alone, plasma alone and plasma-catalyst operated (a) without external heating and (b) at furnace temperature of 250 °C. Reaction conditions: 20 v% CO₂–60 v% H₂ in Ar balance, H₂/CO₂ = 3, flow rate = 20 mL min⁻¹, P = 1 atm, voltage = 13.6 kV, frequency = 23.5 kHz, plasma power = 4 W.

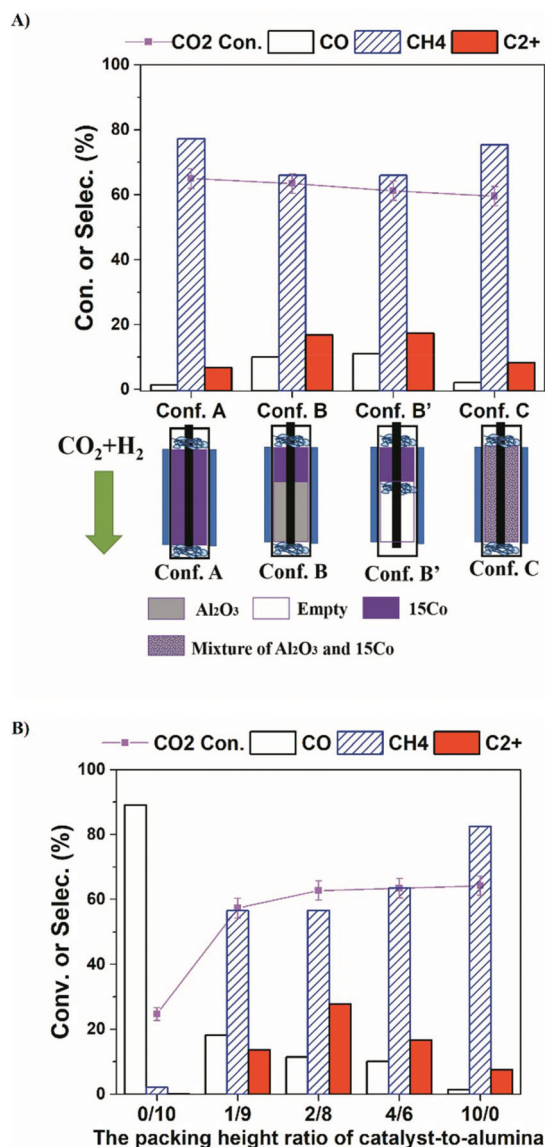


Fig. 2 Influence of catalyst-bed configuration (a) and catalyst-to-alumina ratio over Conf. B (b) on the CO₂ conversion and product distributions in the CO₂ hydrogenation over 15Co catalyst coupled with DBD plasma at the furnace temperature of 250 °C. Reaction conditions: 20 v% CO₂–60 v% H₂ in Ar balance, H₂/CO₂ = 3, flow rate = 20 mL min⁻¹, P = 1 atm, voltage = 13.6 kV, frequency = 23.5 kHz, plasma power = 4 W.

1.25 g (fully packed, termed as **Conf. A**) to 0.50 g, occupying only the top 2 cm of the discharge zone, while the rest is packed with γ -Al₂O₃ particles (termed as **Conf. B**, and noted as the ratio of 4/6 in the packing-height for catalyst-to-support). Compared to the discharge zone fully packed with the catalyst (**Conf. A**), **Conf. B** significantly enhances the selectivity towards C₂⁺ hydrocarbons from 7% to 17%, while the CO₂ conversion stays the same (~62%). For a fair comparison, the same amounts of the catalyst and alumina support as those for the **Conf. B** are physically and homogeneously mixed, then packed fully within the discharge zone, which is termed as **Conf. C**.

Interestingly, methane again becomes the dominant product and the product distribution is very similar to that from the **Conf. A**, while the CO₂ conversion does not change significantly. The results clearly demonstrate that the configuration of the catalyst-bed significantly influences the reactions in plasma-enhanced CO₂ hydrogenation, resulting in the change in the product distributions. Compared to thermal catalysis at 400 °C, where only trace amount of C₂⁺ hydrocarbons (1.4%) were formed (Table S4[†]), **Conf. B** seems to separate CH₄ formation and C–C coupling into two different packing portions with complementary properties, indicating the critical role of plasma for the formation of C₂⁺ products. CO₂ is reduced to CH₄ over 15Co catalyst with plasma, whereas C–C coupling occurs within the alumina-packed plasma portion. Consequently, identification of the thermal-catalysis and plasma-catalysis contribution on the overall CO₂ hydrogenation to C₂⁺ hydrocarbons over cobalt catalyst is crucial, which is under investigation in our laboratory.

The C₂⁺ products are mainly C₂–C₅ paraffins along with some iso-paraffins and olefins, which are summarized in Table 1. Comparing **Conf. B** with **Conf. B'** (which has a similar bed configuration as **Conf. B** except no alumina packed in the second part of the discharge zone), there is no significant difference in both CO₂ conversion and products selectivity. No carbon deposition was observed on the reactor wall when using **Conf. B'**. In thermal catalytic reactions, acid sites on alumina usually work as active sites for isomerization or carbon deposition.^{29,30} Here, the **Conf. B** and **Conf. B'** exhibit similar distributions in C₂⁺ hydrocarbon product, iso/normal ratio (I/N), and olefin/paraffin ratio (O/P), indicating that the alumina-packing does not affect the methane conversion reactions, which occur in the gas phase and are driven by the plasma. Hence, we keep alumina packed for further study.

Fig. 2b illustrates the effect of the packing-height ratio between the 15Co catalyst and the alumina support in the discharge zone (**Conf. B**). Increasing the height of catalyst-packing increases the CO₂ conversion from 58% to 63%, whereas the overall C₂⁺ selectivity increases first, reaching 27.8% at the packing-height ratio of 2/8, then decreases. When less catalyst is used (*i.e.*, at the packing-height ratio of 1/9), less CO₂ is converted to methane. Consequently, the concentration of active CH_x species generated from methane activation by plasma is relatively low, which limits the carbon-chain growth in the second part of the bed. Hence, the overall C₂⁺ selectivity at 1/9 ratio is low. The CO₂ molecules that have not been reduced to methane are further converted to CO in the alumina sector by plasma, leading to a higher CO selectivity. On the contrary, when more catalyst is packed (*e.g.*, at the packing-height ratio of 4/6), the catalyst amount is sufficient to convert CO₂ at near equilibrium level as evidenced by the similar CO₂ conversion shown in Fig. 2b. However, the length of the alumina zone in plasma becomes relatively short, so does the residence time of plasma-activated CH₄ molecules, leading to less probability for carbon-chain propagation to higher hydrocarbons. Thereby, the selectivity of CH₄ increases while the C₂⁺ selectivity decreases. As a result, the

Table 1 Distribution of hydrocarbon products in plasma-catalytic CO₂ hydrogenation with **Conf. B** and **Conf. B'**^a

Mode	Molar distribution ^b /%										Carbon balance/%	I/N ^c	O/P ^d
	C ₂ ⁼	C ₂	C ₃ ⁼	C ₃	i-C ₄	C ₄ ⁼	n-C ₄	i-C ₅	C ₅ ⁼	n-C ₅			
Conf. B	1.2	69.8	0.7	18.5	4.7	0.6	2.5	1.2	0.4	0.4	96	2.1	0.03
Conf. B'	2.5	65.8	1.1	19.4	5.1	1.0	2.9	1.4	0.4	0.4	97	2.0	0.05

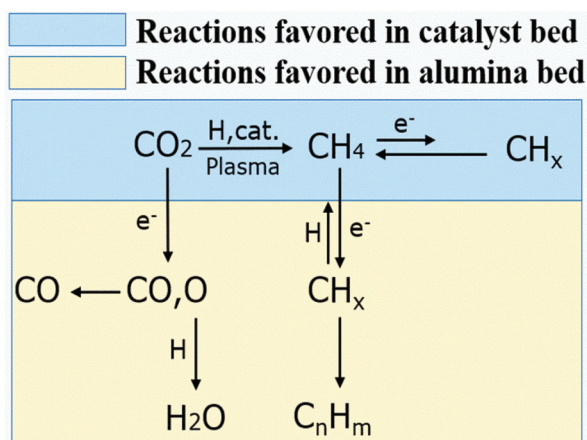
^a Furnace temperature = 250 °C; *P* = 1 atm; 20 v% CO₂-60 v% H₂ in Ar balance; total flow = 20 ml min⁻¹; voltage = 13.6 kV; frequency = 23.5 kHz; plasma power = 4 W. ^b Methane is not included here. ^c Iso-paraffins to normal paraffins molar ratio (C₄-C₅). ^d Olefins to paraffins molar ratio (C₂-C₅).

packing-height ratio of 2/8 gives the optimal C₂⁺ production, for the investigated ratios.

It is worth mentioning that when 15Co catalyst is packed at the bottom 2 cm of the discharge zone, the performance is similar to those of **Conf. A** and **Conf. C** (Table S4†). Furthermore, when the total flow rate of the reactant gases increases, methane selectivity increases while the C₂⁺ selectivity decreases as shown in Fig. S5.† The Lissajous figures in Fig. S6† display little change in the macro-scale plasma properties with different catalyst-bed configurations, suggesting that the dramatic change in C₂⁺ production is mainly due to plasma-induced chemical reactions. These results suggest that both methane and CO are primary products, whereas C₂⁺ hydrocarbons are secondary products forming from methane activation. It indicates that the generation of methane in the catalyst bed is essential for the production of higher hydrocarbons in the current plasma-catalyst system, likely through the reactions among the plasma-activated CH_x species.^{7,31,32} Thus, we propose a possible C₂⁺ formation mechanism in our system, which is described in Scheme 1. First, CO₂ is selectively reduced to CH₄ over 15Co catalyst under DBD plasma. Although CH_x species are simultaneously generated by plasma on the catalyst, they are quickly terminated by plasma-activated H species, leading to trace amount of C₂⁺ hydrocarbons, as observed when the catalyst is fully

packed (**Conf. A**). Within the alumina-packed portion, the plasma-activated CH_x species interact *via* gas-phase carbon-chain-growth reactions, generating more C₂⁺ hydrocarbons. The proposed mechanism is supported by the fact that the distribution of C₂⁺ products is very similar to that from the plasma methane conversion (Table S5†). However, spectroscopic analysis is needed to mechanistically understand reaction pathways, which is underway in our lab.

The production of C₂⁺ hydrocarbons can be further enhanced *via* increasing the input plasma power. As shown in Fig. 3, higher CO₂ conversion is obtained over all cases by increasing plasma power to 10 W compared to the results in Fig. 1a (4 W). The selectivity to C₂⁺ hydrocarbons is significantly improved. With **Conf. B** under a 10 W plasma at the furnace temperature of 25 °C (with no external heating), C₂⁺ selectivity as high as 46.5% at CO₂ conversion of 74% (*i.e.*, C₂⁺ hydrocarbons yield of 34.4%) is obtained. After 2 hours of reaction, we found the catalyst-bed temperature was about 400 °C. This is a result of inevitable heating effect of plasma and possibly the heat releasing from CO₂ hydrogenation to hydrocarbons.^{18,20} Therefore, we have examined the thermal catalytic CO₂ hydrogenation at 400 °C without plasma (Table S3†). Although the CO₂ conversion is high (71%), the C₂⁺ selectivity is only 1.4% while CH₄ selectivity is 92%. Such a difference strongly substantiates the key role of plasma and



Scheme 1 The possible reaction pathways for higher hydrocarbons formation in the plasma promoted low-temperature CO₂ hydrogenation.

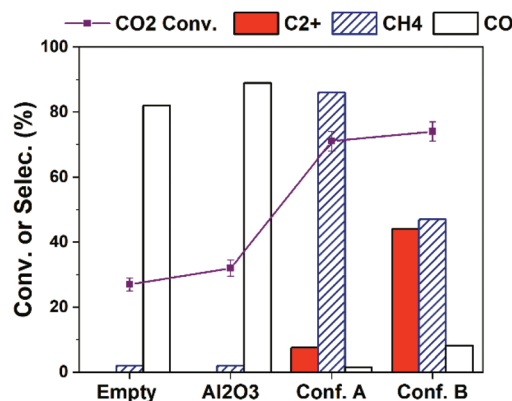


Fig. 3 Influence of catalyst-bed configuration on the CO₂ hydrogenation performance over 15Co catalyst under 10 W of DBD plasma at the furnace temperature of 25 °C. Reaction conditions: 20 v% CO₂-60 v% H₂ in Ar balance, H₂/CO₂ = 3, flow rate = 20 mL min⁻¹, *P* = 1 atm, voltage = 18.5 kV, frequency = 23.5 kHz.

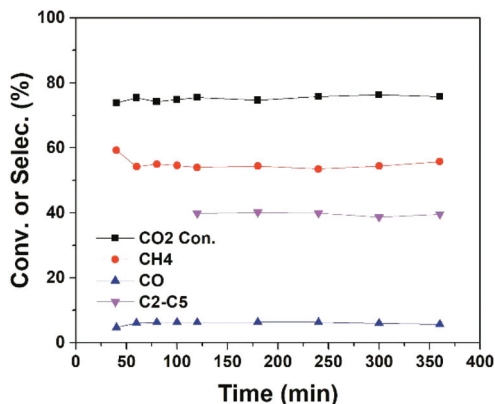


Fig. 4 CO₂ conversion and products selectivity as a function of time on stream (TOS) in CO₂ hydrogenation over 15Co catalyst under 7 W of DBD plasma at the furnace temperature of 250 °C. Reaction conditions: 17 v% CO₂–67 v% H₂ in Ar balance, H₂/CO₂ = 4, flow rate = 20 mL min⁻¹, P = 1 atm, voltage = 16.5 kV, frequency = 23.5 kHz.

catalyst-bed configuration in CO₂ hydrogenation to higher hydrocarbons.

In plasma methane conversion, carbon deposition is usually observed in the first few hours.^{26,33} On the other hand, metal sintering is a common problem of cobalt catalyst in CO₂ hydrogenation.¹⁴ Hence, we have examined the stability of the plasma catalytic process (Conf. B). As shown in Fig. 4, the reaction reaches steady state in a fairly short time and is stable for at least 6 hours of operation with plasma. No tendency of deactivation is observed, which can be attributed to the existence of plasma-induced active H or O radicals to remove deposited carbon and the ability of plasma to enhance metal dispersion and/or prevent metal agglomeration.^{18,34,35}

In conclusion, our work clearly demonstrates the significant impact of the catalyst-bed configuration on plasma-catalytic CO₂ hydrogenation to higher hydrocarbons in one-step operated at low temperature and atmospheric pressure. With proper catalyst-bed configuration, high C₂⁺ hydrocarbons selectivity of 46% at CO₂ conversion of over 70% is achieved. C₂⁺ hydrocarbons are likely formed through the plasma-driven gas-phase methane conversion. Thus, the key in optimizing the catalyst-bed configuration is the balance between methane formation and plasma reactions for carbon-chain-growth from methane. It should also be pointed out that the catalyst used in this work is a conventional alumina-supported Co catalyst for Fischer–Tropsch synthesis. With further optimization of Co catalyst and/or development of more effective catalysts, the plasma-promoted catalytic CO₂ hydrogenation to higher hydrocarbons could be more promising. The present work may broaden the utilization of the plasma-catalyst synergy for effective CO₂ conversion to higher hydrocarbons.

Author contributions

Jiajie Wang: conceptualization, methodology, investigation, writing – original draft, visualization. Mohammad

S. AlQahtani: methodology, writing – review & editing, visualization. Xiaoxing Wang: conceptualization, methodology, resources, writing – original draft, review & editing, visualization, project administration, supervision, funding acquisition. Sean D. Knecht: resources, writing – review & editing, visualization. Sven G. Bilén: resources, writing – review & editing, visualization. Chunshan Song: conceptualization, resources, writing – review & editing, visualization, supervision, funding acquisition. Wei Chu: writing – review & editing.

Conflicts of interest

The authors claim no conflicts of interest.

Acknowledgements

This work is financially supported by the Pennsylvania State University and EMS Energy Institute Seed Grant. J.W. also acknowledges the financial support from the Chinese Scholarship Council (CSC). M.S.Q. gratefully acknowledges the PhD scholarship from Saudi Aramco. The authors would like to thank Dr Na Liu and Dr Wenjia Wang for their helpful discussion and advices.

References

- R. Snoeckx and A. Bogaerts, *Chem. Soc. Rev.*, 2017, **46**, 5805–5863.
- W. Wang, S. Wang, X. Ma and J. Gong, *Chem. Soc. Rev.*, 2011, **40**, 3703–3727.
- A. Sternberg, C. M. Jens and A. Bardow, *Green Chem.*, 2017, **19**, 2244–2259.
- H. Blanco and A. Faaij, *Renewable Sustainable Energy Rev.*, 2018, **81**, 1049–1086.
- Q.-W. Song, Z.-H. Zhou and L.-N. He, *Green Chem.*, 2017, **19**, 3707–3728.
- M. A. A. Aziz, A. A. Jalil, S. Triwahyono and A. Ahmad, *Green Chem.*, 2015, **17**, 2647–2663.
- L. Wang, Y. Yi, H. Guo and X. Tu, *ACS Catal.*, 2017, **8**, 90–100.
- W. Wang, X. Jiang, X. Wang and C. Song, *Ind. Eng. Chem. Res.*, 2018, **57**, 4535–4542.
- R. Saththawong, N. Koizumi, C. Song and P. Prasassarakich, *Top. Catal.*, 2013, **57**, 588–594.
- J. Wei, Q. Ge, R. Yao, Z. Wen, C. Fang, L. Guo, H. Xu and J. Sun, *Nat. Commun.*, 2017, **8**, 15174.
- Z. Li, Y. Qu, J. Wang, H. Liu, M. Li, S. Miao and C. Li, *Joule*, 2019, **3**, 570–583.
- G. Centi, E. A. Quadrelli and S. Perathoner, *Energy Environ. Sci.*, 2013, **6**, 1711.
- Y. Gao, S. Liu, Z. Zhao, H. Tao and Z. Sun, *Acta Phys.-Chim. Sin.*, 2018, **34**, 858–872.
- W. Li, X. Nie, X. Jiang, A. Zhang, F. Ding, M. Liu, Z. Liu, X. Guo and C. Song, *Appl. Catal., B*, 2018, **220**, 397–408.

- 15 A. Fridman, *Plasma Chemistry*, Cambridge University Press, 2008.
- 16 E. C. Neyts, K. K. Ostrikov, M. K. Sunkara and A. Bogaerts, *Chem. Rev.*, 2015, **115**, 13408–13446.
- 17 M. S. AlQahtani, S. D. Knecht, X. Wang, S. G. Bilén and C. Song, *ACS Catal.*, 2020, **10**, 5272–5277.
- 18 E. Jwa, S. B. Lee, H. W. Lee and Y. S. Mok, *Fuel Process. Technol.*, 2013, **108**, 89–93.
- 19 M. Nizio, A. Albarazi, S. Cavadias, J. Amouroux, M. E. Galvez and P. Da Costa, *Int. J. Hydrogen Energy*, 2016, **41**, 11584–11592.
- 20 M. Mikhail, P. Da Costa, J. Amouroux, S. Cavadias, M. Tatoulian, S. Ognier and M. E. Gálvez, *Catal. Sci. Technol.*, 2020, **10**, 4532–4543.
- 21 L. Lan, A. Wang and Y. Wang, *Catal. Commun.*, 2019, **130**, 105761.
- 22 B. Eliasson, U. Kogelschatz, B. Xue and L. Zhou, *Ind. Eng. Chem. Res.*, 1998, **37**, 3350–3357.
- 23 Y. Zeng and X. Tu, *IEEE Trans. Plasma Sci.*, 2016, **44**, 405–411.
- 24 A. H. Khoja, M. Tahir and N. A. S. Amin, *Energy Convers. Manage.*, 2019, **183**, 529–560.
- 25 L. Wang, Y. Yi, C. Wu, H. Guo and X. Tu, *Angew. Chem., Int. Ed.*, 2017, **56**, 13679–13683.
- 26 K. Krawczyk, M. Młotek, B. Ulejczyk and K. Schmidt-Szałowski, *Fuel*, 2014, **117**, 608–617.
- 27 J. Kim, D. B. Go and J. C. Hicks, *Phys. Chem. Chem. Phys.*, 2017, **19**, 13010–13021.
- 28 X. Tu and J. C. Whitehead, *Appl. Catal., B*, 2012, **125**, 439–448.
- 29 J. E. Samad, J. Blanchard, C. Sayag, C. Louis and J. R. Regalbuto, *J. Catal.*, 2016, **342**, 203–212.
- 30 J. Ni, L. Chen, J. Lin and S. Kawi, *Nano Energy*, 2012, **1**, 674–686.
- 31 A. Gómez-Ramírez, V. J. Rico, J. Cotrino, A. R. González-Eliphe and R. M. Lambert, *ACS Catal.*, 2013, **4**, 402–408.
- 32 L. Wang, S. Y. Liu, C. Xu and X. Tu, *Green Chem.*, 2016, **18**, 5658–5666.
- 33 A. H. Khoja, M. Tahir and N. A. S. Amin, *Energy Convers. Manage.*, 2017, **144**, 262–274.
- 34 W. Chu, L. N. Wang, P. A. Chernavskii and A. Y. Khodakov, *Angew. Chem., Int. Ed.*, 2008, **47**, 5052–5055.
- 35 M. S. AlQahtani, X. Wang, J. L. Gray, S. D. Knecht, S. G. Bilén and C. Song, *J. Catal.*, 2020, **391**, 260–272.