


 Cite this: *RSC Adv.*, 2022, **12**, 25240

 Received 12th July 2022  
 Accepted 23rd August 2022

DOI: 10.1039/d2ra04301g

[rsc.li/rsc-advances](http://rsc.li/rsc-advances)

# Review of the application of Cu-containing SSZ-13 in NH<sub>3</sub>-SCR-DeNO<sub>x</sub> and NH<sub>3</sub>-SCO

 Magdalena Jabłońska \*

The reduction of NO<sub>x</sub> emissions has become one of the most important subjects in environmental protection. Cu-containing SSZ-13 is currently the state-of-the-art catalyst for the selective catalytic reduction of NO<sub>x</sub> with ammonia (NH<sub>3</sub>-SCR-DeNO<sub>x</sub>). Although the current-generation catalysts reveal enhanced activity and remarkable hydrothermal stability, still open challenges appear. Thus, this review focuses on the progress of Cu-containing SSZ-13 regarding preparation methods, hydrothermal resistance and poisoning as well as reaction mechanisms in NH<sub>3</sub>-SCR-DeNO<sub>x</sub>. Remarkably, the paper reviews also the progress of Cu-containing SSZ-13 in the selective ammonia oxidation into nitrogen and water vapor (NH<sub>3</sub>-SCO). The dynamics in the NH<sub>3</sub>-SCR-DeNO<sub>x</sub> and NH<sub>3</sub>-SCO fields make this review timely.

## Introduction

Nitrogen oxides (NO<sub>x</sub>, consisting of >95% NO and <5% NO<sub>2</sub>) are one of the major atmospheric pollutant gasses emitted from vehicle engines (*e.g.*, automobiles, ships, *etc.*) and industrial boiler processes. NO<sub>x</sub> are formed *via* different mechanisms such as thermal-NO<sub>x</sub>, prompt-NO<sub>x</sub> and fuel-NO<sub>x</sub>.<sup>1,2</sup> Nitrogen oxides affect human health (*e.g.*, lowering the body's resistance to bacterial infections, eye and respiratory system irritation, causing problems with breathing, allergic diseases, *etc.*). Furthermore, the hazards of NO<sub>x</sub> include the promotion of

global warming and the formation of photochemical smog, acid rain, atmospheric haze (fine particle pollution) and ozone depletion, while the control of NO<sub>x</sub> emission remains a challenging task in the field of environmental catalysis.<sup>1-4</sup> The upcoming EU emission legislation challenges researchers and engineers to keep the NO<sub>x</sub> emissions at a very low level under various boundary conditions. The selective catalytic reduction with ammonia (NH<sub>3</sub>-SCR-DeNO<sub>x</sub>: 4NH<sub>3</sub> + 4NO + O<sub>2</sub> → 4N<sub>2</sub> + 6H<sub>2</sub>O) is one of the most effective technologies for removing NO<sub>x</sub> from diesel engine exhausts with an 80–95% removal efficiency.<sup>1,2</sup> Catalysts – typically metal-oxides, noble metals, metal exchanged zeolites or hybrid systems – are an integral part of NH<sub>3</sub>-SCR-DeNO<sub>x</sub>.<sup>5-7</sup> Much research has been done on Cu-containing ZSM-5 catalysts since its discovery in 1986 by Iwamoto *et al.*<sup>8</sup> However, Cu-containing ZSM-5, beta or SAPO-34 suffer from poor hydrothermal stability.<sup>9,10</sup> Cu-containing SSZ-13 (standard oil synthetic zeolite-thirteen, chabazite (CHA)-type zeolite) catalysts have been commercialized in the US and Europe since 2010 due to their efficient reduction of NO<sub>x</sub> and enhanced hydrothermal stability.<sup>11,12</sup> The CHA framework is composed of four-, six-, and eight-membered rings arranged to form a tridimensional system of channels perpendicular to each other (0.38 × 0.38 nm; *R3m* (#166) space group).<sup>13,14</sup> Examples of morphology of SSZ-13 are given in Fig. 1a. SSZ-13 was first synthesized by Zones in 1985<sup>15</sup> applying the very costly template *N,N,N*-trimethyl-1-adamantammonium hydroxide (TMAdaOH). Nowadays, SSZ-13 can be synthesized by applying a variety of cheaper templates, including choline chloride,<sup>16,17</sup> *N,N,N*-dimethylethylcyclohexylammonium bromide (DMCHABr),<sup>18</sup> *etc.* Cu-SSZ-13 prepared *via* ion-exchange showed improved activity and N<sub>2</sub> selectivity (*i.e.*, lower amounts of NO<sub>x</sub> by-products) compared to Cu-ZSM-5 and Cu-beta (Fig. 1b).<sup>11</sup> The activity of catalysts was maintained even

*Institute of Chemical Technology, Universität Leipzig, Linnéstr. 3, 04103 Leipzig, Germany. E-mail: magdalena.jablonska@uni-leipzig.de*



*Magdalena Jabłońska received her PhD (2014) degree from the Faculty of Chemistry of Jagiellonian University in Kraków under the supervision of Prof. Lucjan Chmielarz; and Eng. (2013) from the Faculty of Energy and Fuel of the University of Science and Technology (AGH) under supervision of Prof. Teresa Grzybek. Afterwards, she joined the group of Prof. Regina Palkovits at RWTH Aachen University as*

*postdoctoral fellow (2014–2017). Since 2017, she is a Junior Group Leader at Leipzig University, Germany. Her research focusses on environmental catalysis, specifically on diesel aftertreatment systems.*



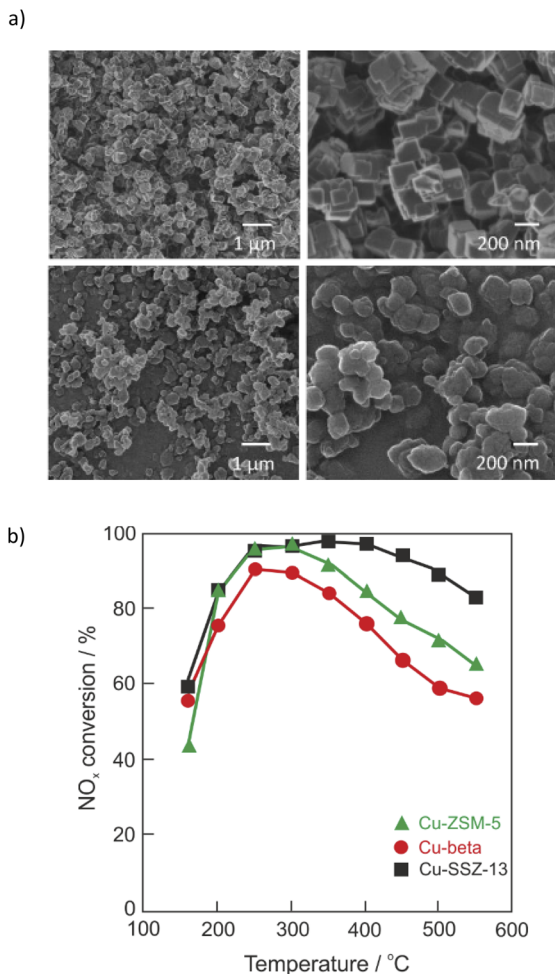


Fig. 1 (a) Examples of helium ion microscopy (HIM) images of SSZ-13. Reproduced from ref. 14 with permission from Elsevier, copyright 2017; (b) NO<sub>x</sub> conversion over Cu-SSZ-13 (squares), Cu-beta (circles), and Cu-ZSM-5 (triangles). Reproduced from ref. 11 with permission from Elsevier, copyright 2010.

after severe hydrothermal treatment at 800 °C for 16 h.<sup>11,19–21</sup> Still, some challenges remain for Cu-containing SSZ-13, including broadening the reaction temperature window together with improved (thermal) stability against chemical poisons. Although some review articles on the Cu-containing SSZ-13 were already published in 2015–2021,<sup>22–27</sup> extensive studies on the Cu-containing SSZ-13 catalysts concerning preparations methods, hydrothermal stability and poisoning, the reaction mechanisms as well as the determination of active sites are of great interest. Thus, all these factors constitute the present review, which covers the thorough literature of the last ten years. However, this review did not include patents.

## Preparation methods of Cu-containing SSZ-13

Kwak *et al.*<sup>28</sup> first suggested the presence of two different cationic Cu sites in Cu-SSZ-13, while Giordanino *et al.*<sup>29</sup> first reported the presence of [Cu(OH)]<sup>+</sup> species in Cu-SSZ-13. Cu-

containing SSZ-13 contains two active sites for NH<sub>3</sub>-SCR-DeNO<sub>x</sub>, Cu<sup>2+</sup> in double-six-membered ring (D6R) cages and [Cu(OH)]<sup>+</sup> in CHA cages, which are balanced by a pair of negative charges (2Z) and a single framework negative charge (Z), respectively<sup>30–32</sup> (Fig. 2a). The concentration of [Cu(OH)]<sup>+</sup> ions within the eight-ring windows of Cu-SSZ-13 increases as the  $n(\text{Cu})/n(\text{Al})$  ratio rises, unlike that of Cu<sup>2+</sup> ions on D6Rs.<sup>33</sup> The dehydration of the [Cu(OH)]<sup>+</sup> ions may lead to the formation of Cu<sup>+</sup> species ([Cu(OH)]<sup>+</sup> → Cu<sup>+</sup> + HO<sup>-</sup>),<sup>34</sup> or [Cu–O–Cu]<sup>2+</sup> oxocations (–Al–O–Cu<sup>2+</sup>–OH + –Al–O–Cu<sup>2+</sup>–OH → –Al–O–[Cu–O–Cu]<sup>2+</sup>–O–Al– + H<sub>2</sub>O).<sup>35</sup> Furthermore, Verma *et al.*<sup>36,37</sup> suggested that when the  $n(\text{Cu})/n(\text{Al})$  is above 0.2, Cu<sub>x</sub>O<sub>y</sub> are also present. Such aggregated copper oxide species catalyze ammonia oxidation.<sup>38</sup> Fickel and Lobo<sup>12</sup> pioneered in the investigation over Cu species in Cu-SSZ-13 with low  $n(\text{Si})/n(\text{Al})$  and 4.39 wt% of Cu. They proposed that the Cu cations exist exclusively in the form of isolated Cu<sup>2+</sup> ions and are located in the cages coordinated with three oxygen atoms of the six-membered rings (6MRs). Nowadays it is recognized that the location, as well as the nature of the Cu cations, varies significantly depending on the  $n(\text{Si})/n(\text{Al})$  ratio and also on the Cu loading. Thus, the copper species can occupy four types of cationic sites in CHA, such as site I – displaced from the six-membered-ring into the ellipsoidal cavity, site II – located near the center of the ellipsoidal cavity, site III – located in the center of the hexagonal prism, and site IV – located near the eight-membered-ring window.<sup>39,40</sup> The copper species can be introduced into the CHA structure *via* different techniques, including ion-exchange, one-pot hydrothermal method, solid-state ion-exchange, *etc.* Table 1 summarizes the catalyst preparation, reaction conditions, and NO<sub>x</sub> conversion in NH<sub>3</sub>-SCR-DeNO<sub>x</sub> above 80% and related by-products in the range. The activity and selectivity of the Cu-containing systems depend on multiple factors, particularly catalyst composition (*e.g.*,  $n(\text{Si})/n(\text{Al})$  ratio and copper species loading) and treatment history (*e.g.*, degreening and hydrothermal ageing). It is important to note that the reaction conditions are generally different from each other, including the feed gas composition, total flow, catalyst dosage, and even measurement systems. Therefore, it is hard to compare the activity of the various catalysts in detail. However, a rough comparison is still feasible. Other transition metals have been introduced to improve the activity of catalysts (*e.g.*, Fe,<sup>41–44</sup> Mn,<sup>45,46</sup> *etc.*). In the current review, the focus is given mainly on the Cu-containing SSZ-13.

### Ion-exchange

In the most widely applied preparation method reported in the literature – ion-exchange, the initial Na-SSZ-13 must also be ion-exchanged with NH<sub>4</sub>NO<sub>3</sub> and Cu<sup>2+</sup> salt solutions to obtain Cu-SSZ-13. The NH<sub>4</sub><sup>+</sup>-form has been reported to improve the mobility of Cu<sup>2+</sup> ions and promote the ion-exchange rates and levels.<sup>47</sup> However, the ion-exchange properties (thus, the nature and location of copper species) are influenced by the synthesis conditions of SSZ-13, such as silica source, aluminium source,  $n(\text{Si})/n(\text{Al})$  ratio, organic structure-directing agent, water content, alkalinity, ageing time, crystallization temperature or



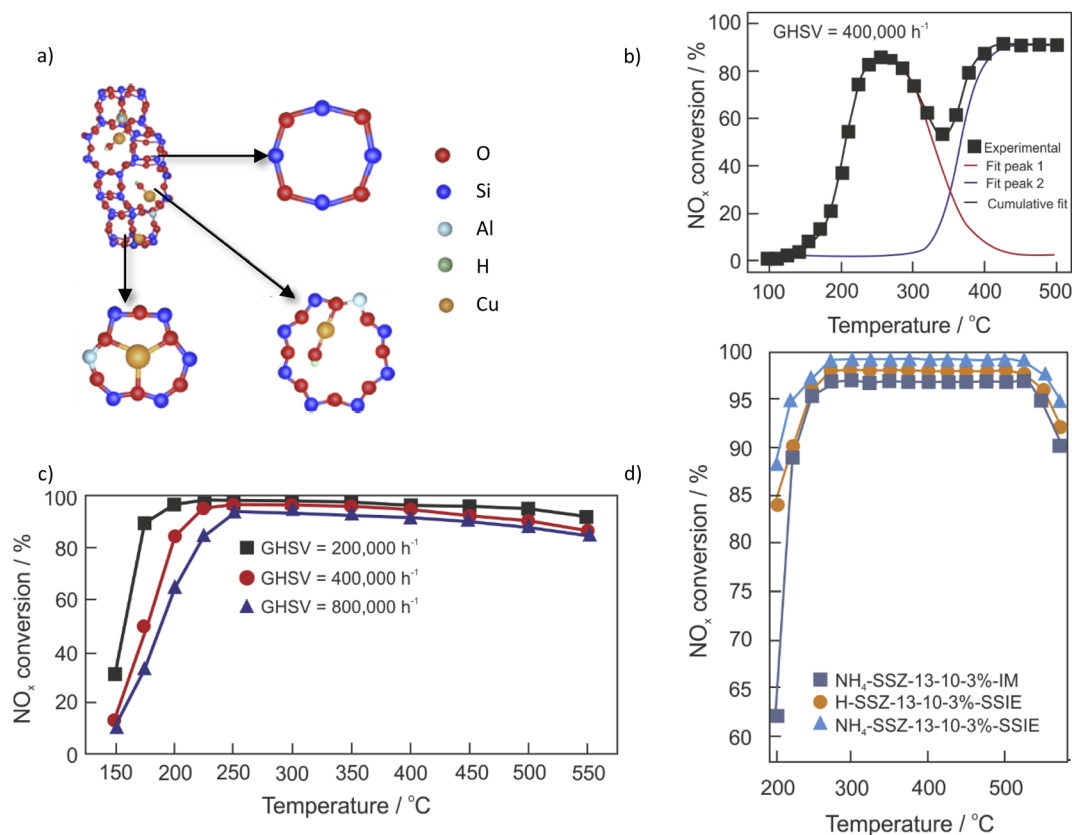


Fig. 2 (a) The structure of Cu-SSZ-13, which contains four-membered, six-membered, and eight-membered rings. Reproduced from ref. 30 with permission from Elsevier, copyright 2022; (b)  $\text{NO}_x$  conversion (■) over Cu-SSZ-13 with  $n(\text{Si})/n(\text{Al}) = 12$  and  $n(\text{Cu})/n(\text{Al}) = 0.13$ . Also included are simulated curves assuming low- and high-temperature reaction routes. Reproduced from ref. 51 with permission from ACS Publications, copyright 2017; (c)  $\text{NO}_x$  conversion over (3.8 wt%)Cu-SSZ-13 under different GHSVs. Reproduced from ref. 67 with permission from ACS Publications, copyright 2014; (d)  $\text{NO}_x$  conversion over Cu-SSZ-13 prepared via solid-state ion-exchange (SSIE) and impregnation (IM). Reproduced from ref. 47 with permission from Elsevier, copyright 2022.

time,<sup>48–50</sup> etc. Furthermore, ion-exchange variables such as the copper precursor, temperature and time are also influencing factors. For example, Gao *et al.*<sup>49</sup> prepared SSZ-13 with different  $n(\text{Si})/n(\text{Al})$  ratios (6, 12 and 35) by the traditional synthesis method with  $N,N,N$ -trimethyl-1-adamantammonium hydroxide as a structure-directing agent. They proposed that the location of  $\text{Cu}^{2+}$  ions and their redox properties can be adjusted through the variation of the  $n(\text{Si})/n(\text{Al})$  ratio of Cu-SSZ-13. Moreover, the isolated  $\text{Cu}^{2+}$  ions in Cu-SSZ-13 are adjusted by the application of different Cu precursors,<sup>30</sup> *i.e.*, in 6MRs for the catalysts prepared with  $\text{CuCl}_2$  and  $\text{Cu}(\text{CH}_3\text{COO})_2$  precursors and in 8MRs for the catalysts prepared with  $\text{Cu}(\text{NO}_3)_2$  and  $\text{CuSO}_4$  precursors. The presence of catalytic centers with different activities can be visualized via the seagull profile, *i.e.*, first, an increase in NO conversion with temperature, followed by a decrease in conversion at intermediate temperatures (*ca.* 250–350 °C), and finally an increase again at higher temperatures<sup>51,52</sup> (Fig. 2b). The seagull profile is often seen for Cu-SSZ-13 with low Cu content (*i.e.*, 0.5–3 wt%),<sup>53,54</sup>  $\text{NH}_3$ -SCR-DeNO<sub>x</sub> with high space velocity, low oxygen concentration (*e.g.*, 2 vol%) as well as in the presence of hydrocarbons.<sup>52</sup>

The ion-exchange properties can also be varied for the micro-/mesoporous materials.<sup>55–57</sup> In the case of SSZ-13,<sup>58</sup> mesopores with diameters of 2–10 nm were introduced into the zeolite H-SSZ-13 after treatment with NaOH. Cu-containing SSZ-13 with the support treated with an aqueous solution of 0.1 M NaOH showed enhanced activity in  $\text{NH}_3$ -SCR-DeNO<sub>x</sub>. The use of higher concentrations of NaOH led to a drop in activity. Moreover, lower activity was also reported for the steamed Cu-SSZ-13. Further studies<sup>59</sup> proved Cu-containing SSZ-13, with the support treated with 0.1 M aqueous solution to be the most active catalyst in the series (0–0.3 M concentration of NaOH solution). The copper species loading introduced via ion-exchange was comparable for the catalysts with unmodified and post-modified support; however, they varied significantly between both studies. As can be seen from Table 1, pos. 12–50, the amount of introduced copper species varies significantly among the samples, *i.e.*, it is uncontrollable. Furthermore, as the ion-exchange requires successive washing, filtering, drying, calcining and solute recycling procedures, many researchers turn to alternative preparation procedures, *e.g.*, the one-pot hydrothermal method.



Table 1 Representative results of  $\text{NH}_3$ -SCR-DeNO<sub>x</sub> over Cu-containing SSZ-13 reported in the literature

Pos.	Sample	Preparation method	Reaction conditions	Operation temperature for achieving > 80% NO <sub>x</sub> conversion/ <sup>o</sup> C ((by-)product formation)	Ref.
1	(1.4 wt%)Cu-SSZ-13 ( $n(\text{Si})/n(\text{Al}) = 4.8$ ) monolith catalyst	Commercial; degreening: 14 vol% O <sub>2</sub> , 5 vol% H <sub>2</sub> O, 5 vol% CO <sub>2</sub> , N <sub>2</sub> balance, 600 °C, 4 h	0.035 vol% NO, 0.035 vol% NH <sub>3</sub> , 14 vol% O <sub>2</sub> , 5 vol% CO <sub>2</sub> , 5 vol% H <sub>2</sub> O, N <sub>2</sub> balance, GHSV 30,000 h <sup>-1</sup>	200–500 (<7% N <sub>2</sub> O selectivity)	68
2	(1.63 wt%)Cu-SSZ-13 ( $n(\text{Si})/n(\text{Al}) = 16$ ) monolith catalyst	Commercial; degreening: 10 vol% O <sub>2</sub> , 7 vol% H <sub>2</sub> O, 8 vol% CO <sub>2</sub> , N <sub>2</sub> balance, 650 °C, 4 h; *hydrothermal treatment: 10 vol% H <sub>2</sub> O, 18.9 vol% O <sub>2</sub> , N <sub>2</sub> balance, 650 °C, 100 h	0.05 vol% NO, 0.05 vol% NH <sub>3</sub> , 7 vol% H <sub>2</sub> O, 8 vol% CO <sub>2</sub> , 10 vol% O <sub>2</sub> , N <sub>2</sub> balance, GHSV 60,000 h <sup>-1</sup>	200–500 (not shown), *200–500 (not shown)	69
3	(1.63 wt%)Cu-SSZ-13 ( $n(\text{Si})/n(\text{Al}) = 16$ ) monolith catalyst	Commercial; degreening: 10 vol% O <sub>2</sub> , 7 vol% H <sub>2</sub> O, 8 vol% CO <sub>2</sub> , N <sub>2</sub> balance, 650 °C, 50 h	0.05 vol% NO, 0.05 vol% NH <sub>3</sub> , 7 vol% H <sub>2</sub> O, 8 vol% CO <sub>2</sub> , 10 vol% O <sub>2</sub> , N <sub>2</sub> balance, GHSV 60,000 h <sup>-1</sup>	200–500 (<15 ppm N <sub>2</sub> O)	70
4	(2.2 wt%)Cu-SSZ-13 ( $n(\text{Si})/n(\text{Al}) = 13.6$ ) monolith catalyst	Commercial; *hydrothermal treatment: 10 vol% H <sub>2</sub> O, air balance, 800 °C, 12 h	0.1 vol% NO, 0.11 vol% NH <sub>3</sub> , 5 vol% O <sub>2</sub> , 10 vol% H <sub>2</sub> O, N <sub>2</sub> balance, GHSV 30,000 h <sup>-1</sup>	225–550 (not shown) *225–575 (not shown)	71
5	(2.4 wt%)Cu-SSZ-13 ( $n(\text{Si})/n(\text{Al}) = 15$ ) monolith catalyst	Commercial; degreening: 10 vol% O <sub>2</sub> , 7 vol% H <sub>2</sub> O, 8 vol% CO <sub>2</sub> , Ar balance, 550 °C, 4 h	0.02 vol% NO, 0.02 vol% NH <sub>3</sub> , 5 vol% O <sub>2</sub> , 5 vol% H <sub>2</sub> O, Ar balance, GHSV 40,000 h <sup>-1</sup>	200–450 (<6% NO <sub>2</sub> , N <sub>2</sub> O concentration)	72
6	(2.7 wt%)Cu-SSZ-13 ( $n(\text{Si})/n(\text{Al}) = 12$ ) monolith catalyst	Commercial; degreening: 10 vol% H <sub>2</sub> O, air balance, 650 °C, 12 h; *hydrothermal treatment: 10 vol% H <sub>2</sub> O, air balance, 800 °C, 16 h; pre-treatment: 21 vol% O <sub>2</sub> , N <sub>2</sub> balance, 600 °C, 20 min	0.05 vol% NO, 0.05 vol% NH <sub>3</sub> , 5 vol% O <sub>2</sub> , 3 vol% H <sub>2</sub> O, N <sub>2</sub> balance, GHSV 120,000 h <sup>-1</sup>	200–600 (<10 ppm N <sub>2</sub> O), *200–500 (<10 ppm N <sub>2</sub> O)	73
7	(2.8 wt%)Cu-SSZ-13 ( $n(\text{Si})/n(\text{Al}) = 35$ ) monolith catalyst	Commercial; calcination, 450 °C, 0.5 h; 12.5 vol% H <sub>2</sub> O, air balance, 800 °C, 16 h	0.02 vol% NO, 0.02 vol% NH <sub>3</sub> , 10 vol% O <sub>2</sub> , 5 vol% H <sub>2</sub> O, 8 vol% CO <sub>2</sub> , N <sub>2</sub> balance, GHSV 30,000 h <sup>-1</sup>	250–450 (not shown)	21
8	(3 wt%)Cu-SSZ-13 ( $n(\text{Si})/n(\text{Al}) = 7$ ) monolith catalyst	Commercial; degreening: 10 vol% O <sub>2</sub> , 5 vol% H <sub>2</sub> O, N <sub>2</sub> balance, 500 °C, 1 h	0.1 vol% NO, 0.1 vol% NH <sub>3</sub> , 10 vol% O <sub>2</sub> , 5 vol% H <sub>2</sub> O, N <sub>2</sub> balance, GHSV 120,000 h <sup>-1</sup>	200–500 (<15 ppm N <sub>2</sub> O)	52
9	Cu-SSZ-13 (Cu content, $n(\text{Si})/n(\text{Al})$ not shown) monolith catalyst	Commercial; degreening: 10 vol% O <sub>2</sub> , 7 vol% H <sub>2</sub> O, 8 vol% CO <sub>2</sub> , N <sub>2</sub> balance, 550–600 °C, 4 h	0.02 vol% NO, 0.02 vol% NH <sub>3</sub> , 10 vol% O <sub>2</sub> , 5 vol% H <sub>2</sub> O, Ar balance, GHSV 40,000 h <sup>-1</sup>	200–500 (not shown)	74
10	Cu-SSZ-13 (Cu content, $n(\text{Si})/n(\text{Al})$ not shown) monolith catalyst	Commercial; hydrothermal treatment: 10 vol% O <sub>2</sub> , 8 vol% CO <sub>2</sub> , 7 vol% H <sub>2</sub> O, N <sub>2</sub> balance, 800 °C, 4 h	0.02 vol% NO, 0.02 vol% NH <sub>3</sub> , 10 vol% O <sub>2</sub> , 8 vol% CO <sub>2</sub> , 7 vol% H <sub>2</sub> O, N <sub>2</sub> balance, GHSV 40,000 h <sup>-1</sup>	200–500 (not shown)	75
11	Cu-SSZ-13 (Cu content, $n(\text{Si})/n(\text{Al})$ not shown) monolith catalyst	Commercial; hydrothermal treatment: 14 vol% O <sub>2</sub> , 5 vol% CO <sub>2</sub> , 5 vol% H <sub>2</sub> O, N <sub>2</sub> balance, 750 °C, 16 h	0.035 vol% NO, 0.035 vol% NH <sub>3</sub> , 14 vol% O <sub>2</sub> , 2 vol% H <sub>2</sub> O, N <sub>2</sub> balance, GHSV 140,000 h <sup>-1</sup>	250–500 (not shown)	76
<b>Ion-exchange</b>					
12	Cu-SSZ-13 ( $n(\text{Si})/n(\text{Al}) = 6$ ) (Cu content not shown)	Ion-exchange, calcination, 500 °C, 2 h, air	0.035 vol% NO, 0.035 vol% NH <sub>3</sub> , 14 vol% O <sub>2</sub> , 2 vol% H <sub>2</sub> O, N <sub>2</sub> balance, GHSV 30,000 h <sup>-1</sup>	200–550 (<10 ppm NO <sub>2</sub> formation, <5 ppm N <sub>2</sub> O formation)	11
13	(0.87 wt%)Cu-SSZ-13 ( $n(\text{Si})/n(\text{Al}) = 6$ )	Ion-exchange, calcination, 550 °C, 8 h, air; **hydrothermal treatment: 10 vol% H <sub>2</sub> O, air balance, 800 °C, 12 h	0.035 vol% NO, 0.035 vol% NH <sub>3</sub> , 14 vol% O <sub>2</sub> , 2.5 vol% H <sub>2</sub> O, N <sub>2</sub> balance, GHSV 100,000 h <sup>-1</sup>	200–500 (not shown)	77
14	(0.98 wt%)Cu-SSZ-13 ( $n(\text{Si})/n(\text{Al}) = 6$ )			200–500 (<5 ppm N <sub>2</sub> O), *200–500 (not shown)	



Table 1 (Contd.)

Pos.	Sample	Preparation method	Reaction conditions	Operation temperature for achieving > 80% NO <sub>x</sub> conversion/ <sup>o</sup> C ((by-)product formation)	Ref.
15	(0.88 wt%)Cu-SSZ-13 ( $n(\text{Si})/n(\text{Al}) = 16$ )	Ion-exchange, calcination, 550 °C, 8 h, air; pre-treatment: 21 vol% O <sub>2</sub> , N <sub>2</sub> balance, 500 °C, 2 h	0.05 vol% NO, 0.05 vol% NH <sub>3</sub> , 5 vol% O <sub>2</sub> , 10 vol% H <sub>2</sub> O, N <sub>2</sub> balance, GHSV 100,000 h <sup>-1</sup>	200–600 (not shown)	78
16	(0.95–1.38 wt%)Cu-SSZ-13 ( $n(\text{Si})/n(\text{Al}) = 20$ )	Ion-exchange; pre-treatment: 5 vol% O <sub>2</sub> , He balance, 550 °C, 1 h	0.1 vol% NO, 0.1 vol% NH <sub>3</sub> , 5 vol% O <sub>2</sub> , He balance, GHSV 100,000 h <sup>-1</sup>	300–450 (not shown)	79
17	(1.04 wt%)Cu-SSZ-13 ( $n(\text{Si})/n(\text{Al}) = 5.5$ )	Ion-exchange, calcination, 500 °C, 5 h, air; *hydrothermal treatment: 10 vol% H <sub>2</sub> O, air balance, 800 °C, 12 h	0.05 vol% NO, 0.05 vol% NH <sub>3</sub> , 10 vol% O <sub>2</sub> , 5 vol% H <sub>2</sub> O, N <sub>2</sub> balance, GHSV 30,000 h <sup>-1</sup>	200–600 (not shown), *200–550 (not shown)	80
18	(1.00–1.17 wt%)Cu-SSZ-13 ( $n(\text{Si})/n(\text{Al}) = 23.6$ –23.8)	Ion-exchange, calcination, 550 °C, 6 h, air; pre-treatment: 500 °C, 0.5 h, 5 vol% O <sub>2</sub> , N <sub>2</sub> balance	0.05 vol% NO, 0.05 vol% NH <sub>3</sub> , 10 vol% O <sub>2</sub> , 3 vol% H <sub>2</sub> O, N <sub>2</sub> balance, GHSV 40,000 h <sup>-1</sup>	250–500 (<6 ppm N <sub>2</sub> O)	81
19	(2.5 wt%)Cu-SSZ-13 ( $n(\text{Si})/n(\text{Al}) = 15$ )	Ion-exchange, calcination, 500 °C, 5 h, air; *hydrothermal treatment: 10 vol% H <sub>2</sub> O, air balance, 800 °C, 5 h	0.05 vol% NO, 0.05 vol% NH <sub>3</sub> , 10 vol% O <sub>2</sub> , 5 vol% H <sub>2</sub> O, N <sub>2</sub> balance, GHSV 80,000 h <sup>-1</sup>	175–550 (<15 ppm N <sub>2</sub> O), *175–600 (<15 ppm N <sub>2</sub> O)	82
20	(1.21 wt%)Cu-SSZ-13 ( $n(\text{Si})/n(\text{Al}) = 6$ )	Ion-exchange, calcination, 550 °C, 4 h, air; *hydrothermal treatment: 10 vol% H <sub>2</sub> O, air balance, 600 °C, 20 h	0.036 vol% NO, 0.036 vol% NH <sub>3</sub> , 10 vol% O <sub>2</sub> , N <sub>2</sub> balance, GHSV 400,000 h <sup>-1</sup>	225–550 (not shown), *250–550 (not shown)	83
21	(1.25–1.27 wt%)Cu-SSZ-13 ( $n(\text{Si})/n(\text{Al}) = 21$ –24)	Ion-exchange, calcination, 550 °C, 6 h, air; pre-treatment: 500 °C, 1 h, 14 vol% O <sub>2</sub> , N <sub>2</sub> balance; *hydrothermal treatment: 5 vol% H <sub>2</sub> O, N <sub>2</sub> balance, 800 °C, 16 h	0.005 vol% NO, 0.005 vol% NH <sub>3</sub> , 5 vol% O <sub>2</sub> , N <sub>2</sub> balance, GHSV 48,000 h <sup>-1</sup>	200–500 (>90% N <sub>2</sub> selectivity), *200–500 (>90% N <sub>2</sub> selectivity)	84
22	(1.3 wt%)Cu-SSZ-13 ( $n(\text{Si})/n(\text{Al}) = 17.6$ )	Ion-exchange, calcination, 550 °C, 4 h, air; pre-treatment: 5 vol% O <sub>2</sub> , He balance, 550 °C, 1 h	0.01 vol% NO, 0.01 vol% NH <sub>3</sub> , 5 vol% O <sub>2</sub> , He balance, GHSV 100,000 h <sup>-1</sup>	250–450 (not shown)	58
23	(1.45–1.62 wt%)Cu-SSZ-13 ( $n(\text{Si})/n(\text{Al})$ not shown)	Ion-exchange, calcination, 550 °C, 5 h, air; *hydrothermal treatment: 10 vol% H <sub>2</sub> O, air balance, 800 °C, 16 h	0.035 vol% NO, 0.035 vol% NH <sub>3</sub> , 14 vol% O <sub>2</sub> , 2.5 vol% H <sub>2</sub> O, N <sub>2</sub> balance, GHSV 200,000 h <sup>-1</sup>	200–500 (not shown), *225–450 (not shown)	14
24	(1.73 wt%)Cu-SSZ-13 ( $n(\text{Si})/n(\text{Al}) = 9.5$ )	Ion-exchange, calcination, 550 °C, 4 h, air; *hydrothermal treatment: 10 vol% H <sub>2</sub> O, air balance, 800 °C, 16 h	0.05 vol% NO, 0.05 vol% NH <sub>3</sub> , 5 vol% O <sub>2</sub> , 5 vol% H <sub>2</sub> O, N <sub>2</sub> balance, GHSV 400,000 h <sup>-1</sup>	225–600 (>95% N <sub>2</sub> selectivity), *250–500 (>90% N <sub>2</sub> selectivity)	85
25	(1.8–2 wt%)Cu-SSZ-13 ( $n(\text{Si})/n(\text{Al}) = 7.8$ )	Ion-exchange, calcination, temperature and time not shown; *hydrothermal treatment: 5 vol% H <sub>2</sub> O, N <sub>2</sub> balance, 750 °C, 16 h	0.05 vol% NO, 0.05 vol% NH <sub>3</sub> , 14 vol% O <sub>2</sub> , 5 vol% H <sub>2</sub> O, N <sub>2</sub> balance, GHSV 48,000 h <sup>-1</sup>	200–600 (>97% N <sub>2</sub> selectivity), *200–500 (>97% N <sub>2</sub> selectivity)	86
26	(1.88–2.16 wt%)Cu-SSZ-13 ( $n(\text{Si})/n(\text{Al}) = 16.5$ –20.3)	Ion-exchange, calcination, 550 °C, 5 h, air; *hydrothermal treatment: 10 vol% H <sub>2</sub> O, air balance, 750 °C, 16 h; pre-treatment: 21 vol% O <sub>2</sub> , N <sub>2</sub> balance, 550 °C, 20 min	0.05 vol% NO, 0.05 vol% NH <sub>3</sub> , 5 vol% O <sub>2</sub> , 3 vol% H <sub>2</sub> O, N <sub>2</sub> balance, GHSV 120,000 h <sup>-1</sup>	200–550 (<5 ppm N <sub>2</sub> O), *200–500 (<5 ppm N <sub>2</sub> O)	87
27	(2 wt%)Cu-SSZ-13 ( $n(\text{Si})/n(\text{Al}) = 9$ )	Ion-exchange, calcination, 550 °C, 5 h, air; *hydrothermal treatment: 10 vol% H <sub>2</sub> O, air balance, 800 °C, 16 h; **degreening: 10 vol% H <sub>2</sub> O, air balance, 700 °C, 4 h	0.036 vol% NO, 0.036 vol% NH <sub>3</sub> , 14 vol% O <sub>2</sub> , 2.5 vol% H <sub>2</sub> O, N <sub>2</sub> balance, GHSV 100,000 h <sup>-1</sup>	*200–550 (not shown), **200–550 (not shown)	88



Table 1 (Contd.)

Pos.	Sample	Preparation method	Reaction conditions	Operation temperature for achieving > 80% NO <sub>x</sub> conversion/ <sup>o</sup> C ((by-)product formation)	Ref.
28	(2 wt%)Cu-SSZ-13 ( $r(\text{Si})/r(\text{Al}) = 11$ )	Ion-exchange, calcination conditions not shown; degreening: Reaction conditions, 600 °C, 4 h; pre-treatment: 10 vol% O <sub>2</sub> , 7 vol% H <sub>2</sub> O, N <sub>2</sub> balance, 600 °C, 1 h	0.035 vol% NO, 0.035 vol% NH <sub>3</sub> , 10 vol% O <sub>2</sub> , 7 vol% H <sub>2</sub> O, N <sub>2</sub> balance, GHSV 300,000 h <sup>-1</sup>	225–550 (>97% N <sub>2</sub> selectivity)	89
29	(2.08 wt%)Cu-SSZ-13 ( $r(\text{Si})/r(\text{Al}) = 4.5$ )	Ion-exchange, calcination, 550 °C, 4 h, air; hydrothermal treatment: 20 vol% O <sub>2</sub> , 10 vol% H <sub>2</sub> O, N <sub>2</sub> balance, 550 °C, 0.5 h	0.05 vol% NO, 0.05 vol% NH <sub>3</sub> , 10 vol% O <sub>2</sub> , N <sub>2</sub> balance, *0.05 vol% NO, 0.05 vol% NH <sub>3</sub> , 10 vol% O <sub>2</sub> , 5 vol% H <sub>2</sub> O, N <sub>2</sub> balance, GHSV 240,000 ml g <sup>-1</sup> h <sup>-1</sup>	250–300 (not shown), *250–300 (not shown)	90
30	(2.1 wt%)Cu-SSZ-13 ( $r(\text{Si})/r(\text{Al}) = 12$ )	Ion-exchange, calcination conditions not shown; *hydrothermal treatment: 10 vol% H <sub>2</sub> O, air balance, 800 °C, 16 h	0.036 vol% NO, 0.036 vol% NH <sub>3</sub> , 14 vol% O <sub>2</sub> , 2.5 vol% H <sub>2</sub> O, N <sub>2</sub> balance, GHSV 200,000 h <sup>-1</sup>	175–500 (not shown), *200–450 (not shown)	91
31	(2.2 wt%)Cu-SSZ-13 ( $r(\text{Si})/r(\text{Al}) = 10.5$ )	Ion-exchange, calcination, 600 °C, 6 h, air; *hydrothermal treatment: 10 vol% H <sub>2</sub> O, air balance, 800 °C, 16 h	0.05 vol% NO, 0.05 vol% NH <sub>3</sub> , 5 vol% O <sub>2</sub> , 5 vol% H <sub>2</sub> O, N <sub>2</sub> balance, GHSV 400,000 h <sup>-1</sup>	225–550 (<10 ppm N <sub>2</sub> O), *225–500 (<15 ppm N <sub>2</sub> O)	92
32	(2.23 wt%)Cu-SSZ-13 ( $r(\text{Si})/r(\text{Al}) = 8.8$ )	Ion-exchange, calcination condition not shown; hydrothermal treatment: *700 °C (**800 °C), 10 vol% H <sub>2</sub> O, air balance, 15 h	0.03 vol% NO, 0.03 vol% NH <sub>3</sub> , 5 vol% O <sub>2</sub> , 3 vol% H <sub>2</sub> O, N <sub>2</sub> balance, WHSV 60,000 ml g <sup>-1</sup> h <sup>-1</sup>	250–500 (not shown), *250–500 (not shown), **300–350 (not shown)	93
33	(2.25 wt%)Cu-SSZ-13 ( $r(\text{Si})/r(\text{Al}) = 12$ )	Ion-exchange, calcination, 550 °C, 5 h, air; *hydrothermal treatment: 10 vol% H <sub>2</sub> O, 700 °C, 16 h; pre-treatment: 14 vol% N <sub>2</sub> balance, 500 °C, 1 h	0.036 vol% NO, 0.036 vol% NH <sub>3</sub> , 14 vol% O <sub>2</sub> , 2.5 vol% H <sub>2</sub> O, N <sub>2</sub> balance, GHSV 200,000 h <sup>-1</sup>	175–500 (<7 ppm N <sub>2</sub> O), *200–500 (<25 ppm N <sub>2</sub> O)	94
34	(2.3 wt%)Cu-SSZ-13 ( $r(\text{Si})/r(\text{Al}) = 15$ ) monolith catalyst	Ion-exchange, calcination, 600 °C, 5 h, air; *hydrothermal treatment: 10 vol% H <sub>2</sub> O, air balance, 750 °C, 12 h	0.1 vol% NO, 0.11 vol% NH <sub>3</sub> , 5 vol% O <sub>2</sub> , 10 vol% H <sub>2</sub> O, N <sub>2</sub> balance, GHSV 30,000 h <sup>-1</sup>	200–575 (not shown), *200–575 (not shown)	95
35	(2.35 wt%)Cu-SSZ-13 ( $r(\text{Si})/r(\text{Al}) = 12.93$ )	Ion-exchange, calcination, 550 °C, 4 h, air; pre-treatment: 8 vol% O <sub>2</sub> , N <sub>2</sub> balance, 1 h, 500 °C	0.05 vol% NO, 0.05 vol% NH <sub>3</sub> , 6.5 vol% O <sub>2</sub> , 3 vol% H <sub>2</sub> O, N <sub>2</sub> balance, GHSV 120,000 h <sup>-1</sup>	125–400 (>95% N <sub>2</sub> selectivity)	96
36	(2.38 wt%)Cu-SSZ-13 ( $r(\text{Si})/r(\text{Al}) = 6$ )	Ion-exchange, calcination, 600 °C, time not shown, air; pre-treatment: 5 vol% O <sub>2</sub> , N <sub>2</sub> balance, 200 °C, 1 h	0.06 vol% NO, 0.06 vol% NH <sub>3</sub> , 5 vol% O <sub>2</sub> , 5 vol% H <sub>2</sub> O, N <sub>2</sub> balance, GHSV 450,000 h <sup>-1</sup>	250–550 (not shown)	97
37	(2.38 wt%)Cu-SSZ-13 ( $r(\text{Si})/r(\text{Al}) = 6$ )	Ion-exchange, calcination, 600 °C, 6 h, air; *hydrothermal treatment: 10 vol% H <sub>2</sub> O, air balance, 750 °C, 16 h; pre-treatment: 5 vol% O <sub>2</sub> , N <sub>2</sub> balance, 1 h, 600 °C	0.05 vol% NO, 0.05 vol% NH <sub>3</sub> , 5 vol% O <sub>2</sub> , 5 vol% H <sub>2</sub> O, N <sub>2</sub> balance, GHSV not shown	250–550 (not shown), *300–400 (not shown)	98
38	(2.5–3 wt%)Cu-SSZ-13 ( $r(\text{Si})/r(\text{Al}) = 12.5$ )	Ion-exchange, calcination, 500 °C, 6 h, air; *hydrothermal treatment: 5 vol% H <sub>2</sub> O, air balance, 800 °C, 12 h	0.1 vol% NO, 0.1 vol% NH <sub>3</sub> , 5 vol% O <sub>2</sub> , N <sub>2</sub> balance, GHSV 130,000 h <sup>-1</sup>	200–800 (100% N <sub>2</sub> selectivity), *200–800 (100% N <sub>2</sub> selectivity)	30
39	(2.5 wt%)Cu-SSZ-13 ( $r(\text{Si})/r(\text{Al}) = 8.7$ )	Ion-exchange, calcination, 550 °C, 5 h, air; *hydrothermal treatment: 10 vol% H <sub>2</sub> O, air balance, 750 °C, 16 h	0.05 vol% NO, 0.05 vol% NH <sub>3</sub> , 5 vol% O <sub>2</sub> , 5 vol% H <sub>2</sub> O, N <sub>2</sub> balance, GHSV 200,000 h <sup>-1</sup>	200–550 (100% N <sub>2</sub> selectivity), *250–500 (100% N <sub>2</sub> selectivity)	99
40	(2.5 wt%)Cu-SSZ-13 ( $r(\text{Si})/r(\text{Al})$ not shown)	Ion-exchange, calcination, 550 °C, 6 h, air; *one-pot hydrothermal synthesis, calcination, 550 °C, 6 h, air	0.05 vol% NO, 0.05 vol% NH <sub>3</sub> , 5 vol% O <sub>2</sub> , Ar balance, GHSV 180,000 h <sup>-1</sup>	250–600 (not shown), *200–600 (not shown)	100

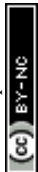


Table 1 (Contd.)

Pos.	Sample	Preparation method	Reaction conditions	Operation temperature for achieving > 80% NO <sub>x</sub> conversion/ <sup>o</sup> C ((by-)product formation)	Ref.
41	(2.8 wt%)Cu-SSZ-13 ( $n(\text{Si})/n(\text{Al}) = 5$ )	Ion-exchange, calcination, 550 °C, 5 h, air; *hydrothermal treatment: 10 vol% H <sub>2</sub> O, air balance, 800 °C, 16 h	0.05 vol% NO, 0.05 vol% NH <sub>3</sub> , 10 vol% O <sub>2</sub> , 5 vol% H <sub>2</sub> O, N <sub>2</sub> balance, GHSV 80,000 h <sup>-1</sup>	175–650 (<15 ppm N <sub>2</sub> O), *175–550 (<15 ppm N <sub>2</sub> O)	101
42	(3.0 wt%)Cu-SSZ-13 ( $n(\text{Si})/n(\text{Al}) = 6$ )	Ion-exchange, calcination, 550 °C, 8 h, air; *hydrothermal treatment: 10 vol% H <sub>2</sub> O, air balance, 800 °C, 16 h	0.036 vol% NO, 0.036 vol% NH <sub>3</sub> , 14 vol% O <sub>2</sub> , 2.5 vol% H <sub>2</sub> O, N <sub>2</sub> balance, GHSV 100,000 h <sup>-1</sup>	200–450 (not shown)	102
43	(3.4 wt%)Cu-SSZ-13 ( $n(\text{Si})/n(\text{Al}) = 9$ )	Ion-exchange, calcination, 700 °C, 5 h, air	0.05 vol% NO, 0.05 vol% NH <sub>3</sub> , 4 vol% O <sub>2</sub> , N <sub>2</sub> balance, GHSV 60,000 h <sup>-1</sup>	175–500 (<10 ppm N <sub>2</sub> O)	103
44	(3.43–5.15 wt%)Cu-SSZ-13 ( $n(\text{Si})/n(\text{Al}) = 6$ )	Ion-exchange, calcination, 550 °C, 8 h, air	0.035 vol% NO, 0.035 vol% NH <sub>3</sub> , 14 vol% O <sub>2</sub> , 2.5 vol% H <sub>2</sub> O, N <sub>2</sub> balance, GHSV 80,000 h <sup>-1</sup>	250–550 (not shown)	32
45	(3.6 wt%)Cu-SSZ-13 ( $n(\text{Si})/n(\text{Al}) = 6.5$ ) monolith catalyst	Ion-exchange, calcination, 700 °C, 4 h, air	0.02 vol% NO, 0.02 vol% NH <sub>3</sub> , 8 vol% O <sub>2</sub> , 10 vol% H <sub>2</sub> O, N <sub>2</sub> balance, GHSV 60,000 h <sup>-1</sup>	200–500 (>95% N <sub>2</sub> selectivity)	104
46	(3.97 wt%)Cu-SSZ-13 ( $n(\text{Si})/n(\text{Al}) = 13.26$ )	Ion-exchange, calcination, 550 °C, 6 h, air	0.05 vol% NO, 0.05 vol% NH <sub>3</sub> , 10 vol% O <sub>2</sub> , 5 vol% H <sub>2</sub> O, N <sub>2</sub> balance, GHSV 100,000 h <sup>-1</sup>	200–450 (>95% N <sub>2</sub> selectivity)	64
47	(4.0–4.7 wt%)Cu-SSZ-13 ( $n(\text{Si})/n(\text{Al}) = 12.0–12.7$ )	Ion-exchange, calcination, 500 °C, 6 h, air; *hydrothermal treatment: 10 vol% H <sub>2</sub> O, air balance, 800 °C, 12 h	0.05 vol% NO, 0.05 vol% NH <sub>3</sub> , 10 vol% O <sub>2</sub> , N <sub>2</sub> balance, GHSV 30,000 h <sup>-1</sup>	200–500 (<25 ppm N <sub>2</sub> O), *200–500 (<25 ppm N <sub>2</sub> O)	48
48	(4.1 wt%)Cu-SSZ-13 ( $n(\text{Si})/n(\text{Al}) = 6$ ) monolith catalyst	Ion-exchange, calcination, 600 °C, 4 h, air	0.04 vol% NO, 0.04 vol% NH <sub>3</sub> , 8 vol% O <sub>2</sub> , 5 vol% H <sub>2</sub> O, Ar balance, GHSV 22,100 h <sup>-1</sup>	175–500 (<15 ppm NO <sub>2</sub> , <8 ppm N <sub>2</sub> O)	105
49	(4.93 wt%)Cu-SSZ-13 ( $n(\text{Si})/n(\text{Al}) = 6.48$ )	Ion-exchange, calcination, 550 °C, 6 h, air	0.1 vol% NO, 0.1 vol% NH <sub>3</sub> , 6 vol% O <sub>2</sub> , 5 vol% H <sub>2</sub> O, He balance, GHSV 50,000 h <sup>-1</sup>	150–450 (>70% N <sub>2</sub> yield)	16
50	(4.93 wt%)Cu-SSZ-13 ( $n(\text{Si})/n(\text{Al}) = 4.03$ )	Ion-exchange, vacuum evaporator, calcination, 550 °C, 6 h, air	0.1 vol% NO, 0.1 vol% NH <sub>3</sub> , 10 vol% O <sub>2</sub> , He balance, GHSV 30,000 h <sup>-1</sup>	150–450 (>70% N <sub>2</sub> yield)	17
<b>One-pot hydrothermal synthesis</b>					
51	Cu-SSZ-13 ( $n(\text{Si})/n(\text{Al}) = 14.2$ ) (Cu content not shown)	One-pot hydrothermal synthesis, calcination, 550 °C, time not shown, air; *hydrothermal treatment: 2.2 ml min <sup>-1</sup> H <sub>2</sub> O, air balance, 750 °C, 13 h pre-treatment: 550 °C, 1 h, N <sub>2</sub>	0.05 vol% NO, 0.053 vol% NH <sub>3</sub> , 7 vol% O <sub>2</sub> , 5 vol% H <sub>2</sub> O, N <sub>2</sub> balance, WHSV 450,000 ml g <sup>-1</sup> h <sup>-1</sup>	250–500 (not shown), *300–450 (not shown)	62
52	(2.82 wt%)Cu-SSZ-13 ( $n(\text{Si})/n(\text{Al}) = 15$ ) monolith catalyst	One-pot hydrothermal synthesis, calcination, 600 °C, 5 h, air; *hydrothermal treatment: 10 vol% H <sub>2</sub> O, air balance, 850 °C, 12 h	0.1 vol% NO, 0.11 vol% NH <sub>3</sub> , 5 vol% O <sub>2</sub> , 10 vol% H <sub>2</sub> O, N <sub>2</sub> balance, GHSV 30,000 h <sup>-1</sup>	200–550 (not shown), *250–550 (not shown)	63
53	(3.5 wt%)Cu-SSZ-13 ( $n(\text{Si})/n(\text{Al}) = 6.5$ )	One-pot hydrothermal synthesis, calcination, 600 °C, 6 h, air; *hydrothermal treatment: 10 vol% H <sub>2</sub> O, air balance, 750 °C, 16 h	0.05 vol% NO, 0.05 vol% NH <sub>3</sub> , 5 vol% O <sub>2</sub> , N <sub>2</sub> balance, GHSV 400,000 h <sup>-1</sup>	200–600 (>90% N <sub>2</sub> selectivity), *200–550 (>90% N <sub>2</sub> selectivity)	106



Table 1 (Contd.)

Pos.	Sample	Preparation method	Reaction conditions	Operation temperature for achieving > 80% NO <sub>x</sub> conversion/ <sup>o</sup> C ((by-)product formation)	Ref.
54	(3.8 wt%)Cu-SSZ-13 ( $n(\text{Si})/n(\text{Al}) = 8.3$ )	One-pot hydrothermal synthesis, calcination, 600 °C, 6 h, air; *hydrothermal treatment: 10 vol% H <sub>2</sub> O, air balance, 750 °C, 16 h	0.05 vol% NO, 0.05 vol% NH <sub>3</sub> , 5 vol% O <sub>2</sub> , N <sub>2</sub> balance, GHSV 400,000 h <sup>-1</sup>	200–550 (100% N <sub>2</sub> selectivity), *250–450 (not shown)	67
55	(4.06–4.11 wt%)Cu-SSZ-13 ( $n(\text{Si})/n(\text{Al}) = 4$ )	One-pot hydrothermal synthesis, calcination, 600 °C, 6 h, air; *hydrothermal treatment: 10 vol% H <sub>2</sub> O, air balance, 750 °C, 12 h; pre-treatment: 5 vol% O <sub>2</sub> , N <sub>2</sub> balance, 550 °C, 1 h	0.05 vol% NO, 0.05 vol% NH <sub>3</sub> , 5 vol% O <sub>2</sub> , 5 vol% H <sub>2</sub> O, N <sub>2</sub> balance, WHSV 300,000 ml g <sup>-1</sup> h <sup>-1</sup>	175–550 (<10 ppm N <sub>2</sub> O), *175–450 (<20 ppm N <sub>2</sub> O)	107
56	(4.92 wt%)Cu-SSZ-13 ( $n(\text{Si})/n(\text{Al}) = 4.36$ )	One-pot hydrothermal synthesis, calcination, 550 °C, 4 h, air; *hydrothermal treatment: 10 vol% H <sub>2</sub> O, air balance, 750 °C, 16 h; pre-treatment: Reaction conditions, 550 °C, 1 h	0.05 vol% NO, 0.05 vol% NH <sub>3</sub> , 5 vol% O <sub>2</sub> , 5 vol% H <sub>2</sub> O, N <sub>2</sub> balance, GHSV 300,000 h <sup>-1</sup>	200–500 (not shown), *250–500 (not shown)	108
57	(6.31 wt%)Cu-SSZ-13 ( $n(\text{Si})/n(\text{Al}) = 13$ )	One-pot hydrothermal synthesis, calcination, 600 °C, 6 h, air	0.05 vol% NO, 0.05 vol% NH <sub>3</sub> , 5 vol% O <sub>2</sub> , N <sub>2</sub> balance, GHSV 100,000 h <sup>-1</sup>	150–550 (not shown)	65
58	(9.5 wt%)Cu-SSZ-13 ( $n(\text{Si})/n(\text{Al}) = 4$ )	One-pot hydrothermal synthesis, calcination, 550 °C, 8 h, air	0.1 vol% NO, 0.1 vol% NH <sub>3</sub> , 10 vol% O <sub>2</sub> , Ar balance, GHSV not shown	150–450 (not shown)	61
59	(9.7 wt%)Cu-SSZ-13 ( $n(\text{Si})/n(\text{Al}) = 3.82$ )	One-pot hydrothermal synthesis, calcination, 550 °C, 6 h, air	0.06 vol% NO, 0.06 vol% NH <sub>3</sub> , 6 vol% O <sub>2</sub> , 5 vol% H <sub>2</sub> O, He balance, GHSV 400,000 h <sup>-1</sup>	200–550 (>98% N <sub>2</sub> selectivity)	109
60	(10.0 wt%)Cu-SSZ-13 ( $n(\text{Si})/n(\text{Al}) = 4.5$ )	One-pot hydrothermal synthesis, calcination, 600 °C, 6 h, air	0.05 vol% NO, 0.05 vol% NH <sub>3</sub> , 5 vol% O <sub>2</sub> , 5 vol% H <sub>2</sub> O, N <sub>2</sub> balance, GHSV 400,000 h <sup>-1</sup>	225–400 (not shown)	110
61	(10.61 wt%)Cu-SSZ-13 ( $n(\text{Si})/n(\text{Al}) = 4.17$ )	One-pot hydrothermal synthesis, calcination, 550 °C, 6 h, air	0.05 vol% NO, 0.05 vol% NH <sub>3</sub> , 5 vol% O <sub>2</sub> , N <sub>2</sub> balance, GHSV 120,000 h <sup>-1</sup>	150–400 (>90% N <sub>2</sub> selectivity)	111
62	(11.27 wt%)Cu-SSZ-13 ( $n(\text{Si})/n(\text{Al}) = 4.2$ )	One-pot hydrothermal synthesis, calcination, 600 °C, 5 h, air	500 ml m <sup>-3</sup> NO, 500 ml m <sup>-3</sup> NH <sub>3</sub> , 10 vol% O <sub>2</sub> , N <sub>2</sub> balance, GHSV 180,000 h <sup>-1</sup>	200–400 (>95% N <sub>2</sub> selectivity)	66
<b>Solid-state ion-exchange</b>					
63	(1.79 wt%)Cu-SSZ-13 ( $n(\text{Si})/n(\text{Al}) = 10.8$ )	Solid-state ion-exchange, vacuum evaporator, calcination, 300 °C, 0.5 h, air; *hydrothermal treatment: 10 vol% H <sub>2</sub> O, air balance, 750 °C, 16 h	0.05 vol% NO, 0.05 vol% NH <sub>3</sub> , 5 vol% O <sub>2</sub> , 3 vol% H <sub>2</sub> O, N <sub>2</sub> balance, GHSV 120,000 h <sup>-1</sup>	200–550 (not shown), *200–550 (not shown)	112
64	(3.7 wt%)Cu-SSZ-13 ( $n(\text{Si})/n(\text{Al}) = 13$ )	Solid-state ion-exchange, calcination, 600 °C, 5 h, 800 °C 12 h, air	0.04 vol% NO, 0.04 vol% NH <sub>3</sub> , 8 vol% O <sub>2</sub> , 5 vol% H <sub>2</sub> O, Ar balance, GHSV 205,000 h <sup>-1</sup>	250–500 (not shown)	113
65	(3.08 wt%)Cu-SSZ-13 ( $n(\text{Si})/n(\text{Al}) = 10.1$ ) monolith catalyst	Solid-state ion-exchange, vacuum evaporator, calcination conditions not shown; *hydrothermal treatment: 10 vol% H <sub>2</sub> O, air balance, 800 °C, 12 h	0.1 vol% NO, 0.11 vol% NH <sub>3</sub> , 10 vol% O <sub>2</sub> , N <sub>2</sub> balance, GHSV 80,000 h <sup>-1</sup>	200–550 (>90% N <sub>2</sub> selectivity), *200–550 (not shown)	47







Table 1 (Contd.)

Pos.	Sample	Preparation method	Reaction conditions	Operation temperature for achieving > 80% NO <sub>x</sub> conversion/ <sup>o</sup> C ((by-)product formation)	Ref.
66	(3.9 wt%)Cu-SSZ-13 ( $n(\text{Si})/n(\text{Al}) = 5.2$ )	Solid-state ion-exchange, calcination, 600 °C, time not shown, air; *hydrothermal treatment: 10 vol% H <sub>2</sub> O, air balance, 750 °C, 16 h	0.05 vol% NO, 0.05 vol% NH <sub>3</sub> , 5 vol% O <sub>2</sub> , 5 vol% H <sub>2</sub> O, N <sub>2</sub> balance, GHSV 400,000 h <sup>-1</sup>	200–550 (>97% N <sub>2</sub> selectivity), *200–450 (not shown)	114
67	(4.10 wt%)Cu-SSZ-13 ( $n(\text{Si})/n(\text{Al}) = 6$ )	Solid-state ion-exchange, calcination, 700 °C, 16 h, dry air; *hydrothermal treatment: 10 vol% H <sub>2</sub> O, 10 vol% O <sub>2</sub> , N <sub>2</sub> balance, 750 °C, 16 h	0.05 vol% NO, 0.05 vol% NH <sub>3</sub> , 10 vol% O <sub>2</sub> , 10 vol% H <sub>2</sub> O, N <sub>2</sub> balance, GHSV 240,000 h <sup>-1</sup>	225–550 (not shown), *225–500 (not shown)	115
<b>Impregnation</b>					
68	(1.5 wt%)Cu-SSZ-13 ( $n(\text{Si})/n(\text{Al}) = 12.6$ )	Impregnation, calcination, 550 °C, 1 h, air	0.02 vol% NO, 0.02 vol% NH <sub>3</sub> , 10 vol% O <sub>2</sub> , 3 vol% H <sub>2</sub> O, N <sub>2</sub> balance, GHSV 60,000 h <sup>-1</sup>	200–500 (not shown)	69
69	(1.5 wt%)Cu-SSZ-13 ( $n(\text{Si})/n(\text{Al}) = 11.5$ )	Impregnation, calcination, 550 °C, 1 h, air; *hydrothermal treatment: 10 vol% H <sub>2</sub> O, air balance, 900 °C, 4 h, **8 h	0.02 vol% NO, 0.02 vol% NH <sub>3</sub> , 10 vol% O <sub>2</sub> , 3 vol% H <sub>2</sub> O, N <sub>2</sub> balance, GHSV 60,000 h <sup>-1</sup>	200–500 (not shown), *200–500 (not shown), **200–500 (not shown)	116
70	(2 wt%)Cu-SSZ-13 ( $n(\text{Si})/n(\text{Al}) = 11.4$ ) monolith catalyst	Impregnation, calcination, 600 °C, 8 h; 750 °C, 2 h, air; degreening: 0.04 vol% NO, 0.04 vol% NH <sub>3</sub> , 5 vol% H <sub>2</sub> O, Ar balance, 250 °C, 1 h; 10 vol% O <sub>2</sub> , 500 °C; pre-treatment: 10 vol% O <sub>2</sub> , 5 vol% H <sub>2</sub> O, Ar balance, 500 °C, 20 min	0.04 vol% NO, 0.04 vol% NH <sub>3</sub> , 10 vol% O <sub>2</sub> , Ar balance, *0.04 vol% NO, 0.04 vol% NH <sub>3</sub> , 10 vol% O <sub>2</sub> , 5 vol% H <sub>2</sub> O, Ar balance, GHSV 20,400 h <sup>-1</sup>	250–500 (>3 ppm N <sub>2</sub> O), *200–500 (<5 ppm N <sub>2</sub> O)	117
71	(2.2 wt%)Cu-SSZ-13 ( $n(\text{Si})/n(\text{Al}) = 12$ )	Impregnation, 550 °C, 5 h, air; degreening: 10 vol% H <sub>2</sub> O, air balance, 650 °C, 4 h; *hydrothermal treatment: 10 vol% H <sub>2</sub> O, air balance, 800 °C, 16 h	0.036 vol% NO, 0.036 vol% NH <sub>3</sub> , 14 vol% O <sub>2</sub> , 2.5 vol% H <sub>2</sub> O, N <sub>2</sub> balance, GHSV 100,000 h <sup>-1</sup>	175–500 (not shown), *175–400 (not shown)	118

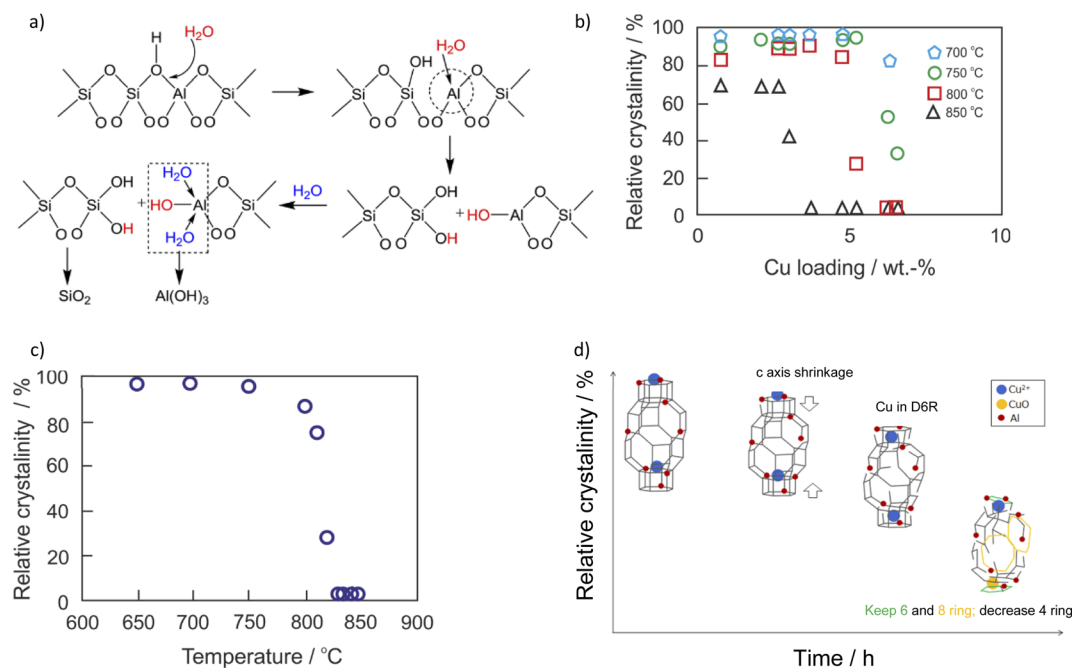


Fig. 3 (a) Zeolite hydrolysis process. Reproduced from ref. 77 with permission from ACS Publications, copyright 2015; (b) effect of copper loading on the hydrothermal stability of Cu-SSZ-13. The hydrothermal stability test was conducted at several temperatures for 5 h in flowing air containing 10 vol% H<sub>2</sub>O. The crystallinity of the solid product was calculated based on the areas on the peaks in the  $2\theta$  range from  $20^\circ$  to  $32^\circ$  in its XRD pattern, and Cu-SSZ-13 before hydrothermal aging was chosen as the standard for the crystallinity calculation. Reproduced from ref. 104 with permission from ACS Publications, copyright 2018; (c) (3.6 wt%)Cu-SSZ-13 ( $n(\text{Si})/n(\text{Al}) = 6.5$ ) degradation curve by XRD. The hydrothermal stability test was conducted at several temperatures for 5 h in flowing air containing 10 vol% H<sub>2</sub>O; (d) proposed degradation scheme for Cu-SSZ-13. Reproduced from ref. 126 with permission from ACS Publications, copyright 2019.

### One-pot hydrothermal method

Cu-containing SSZ-13 prepared by the one-pot hydrothermal method shows higher content and dispersion of copper species.<sup>60</sup> Ren *et al.*<sup>61</sup> designed a one-pot synthesis method for Cu-SSZ-13 (with a low  $n(\text{Si})/n(\text{Al})$  ratio of 4) using low-cost copper-tetraethylenepentamine (Cu-TEPA) as a template. The catalyst exhibited superior catalytic activity with more than 80% NO conversion at 150–450 °C. In addition, Martínez-Franco *et al.*<sup>62</sup> used Cu-TEPA and *N,N,N*-trimethyl-1-adamantamonium (TMAdaOH) in one-pot prepared Cu-SSZ-13 with  $n(\text{Si})/n(\text{Al})$  of 14.2 and Cu loading of  $n(\text{Cu})/n(\text{Si} + \text{Al}) = 0.059$ , *i.e.*, controlled ratios and a Cu loading. Furthermore, in another study,<sup>63</sup> a  $n(\text{Si})/n(\text{Al})$  ratio of 15 was reported to guarantee enhanced NO conversion among  $n(\text{Si})/n(\text{Al})$  ratios of 6, 15 and 30. In other studies, the authors mentioned  $n(\text{Si})/n(\text{Al})$  of 13.26 (among 6.54–33.12)<sup>64</sup> or 13 (among 10.6, 13.0 and 16.0)<sup>65</sup> for Cu-SSZ-13 prepared *via* the one-pot hydrothermal method, and investigated its activity for the NH<sub>3</sub>-SCR-DeNO<sub>x</sub>.

One of the main drawbacks of the one-pot hydrothermal method appears to be a high loading of copper species (*i.e.*, 6.31–11.27 wt% of Cu) as the result of a large amount of metal ions in the corresponding structure-directing agent<sup>61,65,66</sup> (Table 1, pos. 57–62). Unfortunately, these copper ions cannot be completely removed, even after an ion-exchange (*i.e.*, reverse ion-exchange) of Cu-SSZ-13 with an aqueous solution of 1 M NH<sub>4</sub>NO<sub>3</sub> for several times,<sup>67</sup> limiting its control. Following these studies, the synthesis was further optimized by decreasing the amount of

template required and changing some post-treatment steps (*e.g.*, with dilute HNO<sub>3</sub> solution or with HNO<sub>3</sub> followed by NH<sub>4</sub>NO<sub>3</sub> solution)<sup>60,66,67,110,114,119</sup> or even *via* the introduction of a second transition metal.<sup>111</sup> As a result, materials with a significantly lower amount of copper species (*e.g.*, <3.9 wt%) were achieved, thus, enhancing its activity in NH<sub>3</sub>-SCR-DeNO<sub>x</sub> (Fig. 2c). For example, Liu *et al.*<sup>66</sup> reported an effective strategy to regulate the nature and distribution of Cu species of a one-pot synthesized Cu-SSZ-13 zeolite *via* ion-exchange with an aqueous 0.1 M HNO<sub>3</sub> solution (for 4, 8, 12 and 16 h) before removing the template. An optimum time of 4 h guarantees enlarged specific surface area, pore volume,  $n(\text{Si})/n(\text{Al})$  ratio and isolated Cu<sup>2+</sup> content, and thus enhanced activity and N<sub>2</sub> selectivity over Cu-SSZ-13.

### Solid-state ion-exchange

Relatively limited studies – compared to Cu-SAPO-34,<sup>120</sup> were conducted on Cu-containing SSZ-13 prepared *via* solid-state ion-exchange (SSIE, Table 1, pos. 63–67). However, it has been reported that SSIE can be carried out either *via* the physical mixture of CuO and H-SSZ-13 at 700–800 °C (reduction of Cu<sup>2+</sup> in CuO to Cu<sup>+</sup>/Cu<sup>0</sup>, and reoxidation at the ion-exchange sites of the zeolites)<sup>47,115</sup> or ammonia-assisted SSIE (below 350 °C, formation of the [Cu(NH<sub>3</sub>)<sub>2</sub>]<sup>+</sup> complex *via* the interaction of Cu<sub>2</sub>O(111) with H- or NH<sub>4</sub><sup>+</sup>-SSZ-13).<sup>121</sup> In the first approach, framework deteriorations and inadequately reacted CuO<sub>x</sub> was inevitable, while in the second approach the application of ammonia may limit the commercialization of the NH<sub>3</sub>-assisted



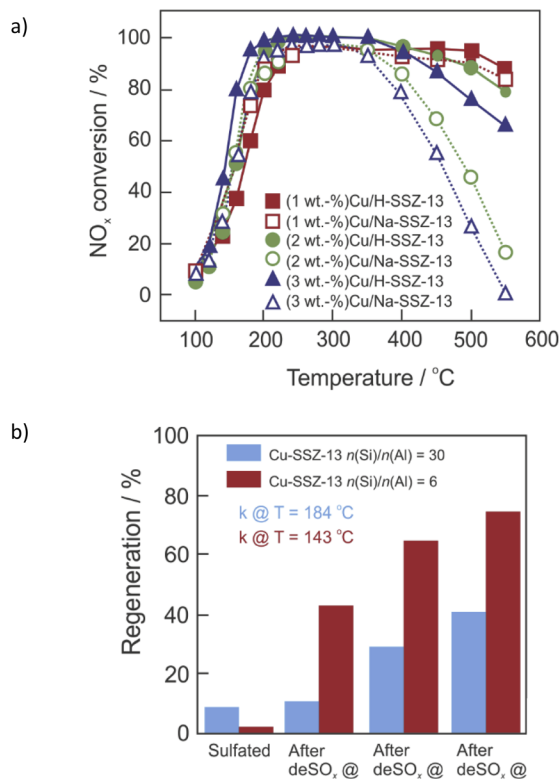


Fig. 4 (a) NO<sub>x</sub> conversion over degreened Cu-H-SSZ-13 and Cu-Na-SSZ-13. Reproduced from ref. 88 with permission from Elsevier, copyright 2020; (b) NH<sub>3</sub>-SCR-DeNO<sub>x</sub> activity regeneration after stepwise desulfation at different temperatures based on rate constant measured at *T* = 143 °C for Cu-SSZ-13 (*n*(Si)/*n*(Al) = 6), and *T* = 184 °C for Cu-SSZ-13 (*n*(Si)/*n*(Al) = 30). Reproduced from ref. 137 with permission from ACS Publications, copyright 2018.

SSIE. Moreover, the modification of HT-SSIE (*e.g.*, after 150–500 °C NH<sub>3</sub>-SCR-DeNO<sub>x</sub> due to movement of external CuO to Cu<sup>2+</sup> ions inside the zeolite channels under reaction conditions<sup>113</sup>), or LT-SSIE (*e.g.*, application of the copper salts that decompose below 300 °C),<sup>122</sup> as well as the use of NO and NH<sub>3</sub> for the generation of the [Cu(NH<sub>3</sub>)<sub>*x*</sub>]<sup>+</sup> (*x* ≥ 2),<sup>112</sup> were reported. Furthermore, Zhang *et al.*<sup>47</sup> claimed that the application of the NH<sub>4</sub><sup>+</sup>-form (rather than the H-form) led to the presence of more Cu<sup>2+</sup> ions and fewer CuO<sub>x</sub> species. The formation of [Cu(NH<sub>3</sub>)<sub>*x*</sub>]<sup>2+</sup> intermediates (*x* = 2 or 4) promotes the mobility of Cu<sup>2+</sup> species, facilitating its introduction into ion-exchange sites, which was favorable for NH<sub>3</sub>-SCR-DeNO<sub>x</sub> (Fig. 2d).

## Hydrothermal stability and poisoning

NH<sub>3</sub>-SCR-DeNO<sub>x</sub> catalysts used in diesel vehicles operate under high temperature and humid conditions alongside poisons derived from biodiesel and lubricant oil additives. The activity and stability of respective Cu-containing SSZ-13 vary in NH<sub>3</sub>-SCR-DeNO<sub>x</sub> depending on the applied hydrothermal aging treatment (Table 1). Both the dealumination of the Cu-containing SSZ-13 catalysts, as well as the transformation of ZCuOH sites to Z<sub>2</sub>Cu, coupled with the consumption of Brønsted acid sites, were reported during the rather mild hydrothermal aging treatment ≤

700 °C (ZCuOH + ZH → Z<sub>2</sub>Cu + H<sub>2</sub>O;<sup>69,75,83,91,123</sup> confirmed *via* DFT calculations;<sup>83</sup> promoted by other transition metals<sup>44,99</sup>). Water molecules tend to attack the aluminum sites (*i.e.*, Brønsted acid sites, –Si(OH)–Al–), which causes dealumination and consequently structural amorphization (decomposed to SiO<sub>2</sub> and Al(OH)<sub>3</sub>, Fig. 3a).<sup>77,124,125</sup> Al(OH)<sub>3</sub> possesses a kinetic diameter of 0.503 nm, which means that it cannot escape from the SSZ-13 pores during hydrothermal treatments. Thus, it can be inserted back into the framework during cooldown (*i.e.*, reversible dealumination) to maintain the integrity of the zeolite structure.<sup>19</sup> The aluminum sites can be protected by adjusting the *n*(Si)/*n*(Al) ratio accordingly, thus accommodating the highly hydrothermally stable Cu<sup>2+</sup>-2Z sites. The Cu-SSZ-13 catalysts (*n*(Si)/*n*(Al) = 6–11, <3 wt%) are reported to be resistant to hydrothermal aging with 10 vol% H<sub>2</sub>O at 800 °C for 16 h (*i.e.*, comparable to the exposure of a 135 000-mile vehicle-aged catalyst<sup>20,21,92</sup>), which is influenced by the copper species loading (Fig. 3b).<sup>104</sup> A high copper loading is attributed to the abundance of [Cu(OH)]<sup>+</sup>-Z sites that tend to gradually transform to CuO<sub>x</sub> upon hydrothermal aging, which further destabilizes the zeolite framework.<sup>33,80,91</sup> However, the onset of zeolite-framework occurs above 800–900 °C<sup>21,126</sup> (Fig. 3c). During the hydrothermal aging (>700 °C) of Cu-SSZ-13, [Cu(OH)]<sup>+</sup>-Z (rather than Cu<sup>2+</sup>-2Z) convert to CuO<sub>x</sub> clusters *via* [Cu(OH)]<sup>+</sup>-Z → Cu(OH)<sub>2</sub> → CuO<sub>x</sub> sequence, where [Cu(OH)]<sup>+</sup>-Z is first hydrolyzed to Cu(OH)<sub>2</sub>, and then the latter agglomerates to form CuO<sub>x</sub> clusters.<sup>91,127,128</sup> Furthermore, CuO<sub>x</sub> can interact with Al species without the formation of defined structures.<sup>129</sup> CuO<sub>x</sub> clusters lower NH<sub>3</sub>-SCR-DeNO<sub>x</sub> selectivity by catalyzing the NH<sub>3</sub> oxidation side reactions, as well as actively promoting the degradation of SSZ-13 during aging. It was observed that hydrothermal aging at 800 °C for 16 h led to a significant increase in mesopores ≤ 4 nm, which is believed to result from increased CuO<sub>x</sub> formation.<sup>80,91,127</sup> The hydrothermal treatment causes the zeolite structure to contract in the *c* direction which then leads to the collapse of the 4MRS<sup>126</sup> (Fig. 3d). Despite this, some of the isolated copper species are still protected in the larger rings. Proding *et al.*<sup>14</sup> reported higher hydrothermal stability over sub-micron Cu/SSZ-13 compared to Cu/SSZ-13 with particle sizes 10 times bigger.

## Co-cation modification

The introduction of second metal ions into the Cu-containing SSZ-13 catalyst is a facile way to improve its hydrothermal stability. Sodium is a common element found in Cu-SSZ-13 as a result of a strong basic environment provided by NaOH during SSZ-13 synthesis and incomplete exchange between Na-SSZ-13 and NH<sub>4</sub>NO<sub>3</sub> solutions (before Cu-exchange). For example, Gao *et al.*<sup>77</sup> demonstrated that the presence of certain amounts of Na<sup>+</sup> (1.78 wt%) or Li<sup>+</sup> (0.40 wt%) enhanced the hydrothermal stability of low-Cu loaded (0.87 wt%) Cu-SSZ-13 (*n*(Si)/*n*(Al) = 6). Further studies confirmed an optimal loading of 1–1.5 wt% of Na<sup>+</sup> in the materials with preserved NO<sub>x</sub> activity (Fig. 4a).<sup>88</sup> The optimized Al-rich (2.7 wt%)Cu–(1.7 wt%)Na-SSZ-13 (*n*(Si)/*n*(Al) = 4) catalyst exhibits >80% NO conversion between 200–650 °C in NH<sub>3</sub>-SCR-DeNO<sub>x</sub> after hydrothermal aging at 750 °C.<sup>82</sup> The Na<sup>+</sup> cations were reported to compete with Cu ions for catalytic



exchange sites and provide  $\text{NH}_3$  adsorption function as Lewis acids, as well as neutralize Brønsted acid sites ( $-\text{Si}(\text{OH})-\text{Al}-$ ; thus preventing dealumination during hydrothermal aging).<sup>77,88</sup> The  $\text{K}^+$  cations show effects similar to those of  $\text{Na}^+$  and the optimal low-temperature activity for Cu, K-SSZ-13 is also found at  $n(\text{K})/n(\text{Cu}) = 0.7$ .<sup>102</sup>  $\text{Cu}^{2+}$  ions occupy windows of 6MRs and co-cations occupy windows of 8MRs.<sup>102</sup> Furthermore, the hydrothermal stability of (3.4–4.1 wt%)Cu-SSZ-13 was remarkably enhanced through loading with a small amount of cerium (*i.e.*, ca. 0.2–0.4 wt%, optimum ca. 0.35 wt%).<sup>104</sup> This can be achieved either *via* ion-exchange or solid-state ion-exchange. Cerium ions can serve as an oxygen reservoir that can store and release oxygen *via* the redox shift between  $\text{Ce}^{4+}$  and  $\text{Ce}^{3+}$  under oxidizing and reducing conditions, which presumably stabilize the zeolite framework. Also,  $\text{Ce}^{3+}$  ions tend to fill defect sites of zeolites, where they attract water molecules, reducing the probability of them attacking the aluminum sites. Other cations, like  $\text{Ca}^{2+}$ , are detrimental at any loading,<sup>102</sup> according to the order of poisoning effect:  $\text{Mg} > \text{Ca} > \text{Na} > \text{K}$ .<sup>130</sup> The hydrothermal stability of Cu-SSZ-13 can be further improved *via* its modification with Fe,<sup>94,131</sup> Y,<sup>101</sup> Sm<sup>132,133</sup> or Zn,<sup>109</sup> as well as by the passivation of its surface with  $\text{Al}_2\text{O}_3$ <sup>87</sup> or  $\text{ZrO}_2$ .<sup>118</sup> Furthermore, the hydrothermal stability of the composite samples, *e.g.*, Cu-SSZ-13 + Fe-SSZ-13,<sup>134</sup> H-SAPO-34, Cu-SSZ-13,<sup>98</sup> Cu-SSZ-13 and Cu-SAPO-34,<sup>135,136</sup> was significantly improved compared to that of the single Cu-SSZ-13.

### Sulfur poisoning

Thus, in addition to their excellent catalytic activity, hydrothermal stability and high resistance against chemical poisons are also highly required properties for these catalysts. As it also happens with hydrothermal stability,  $[\text{Cu}(\text{OH})]^+-\text{Z}$  is more susceptible (than  $\text{Cu}^{2+}-\text{Z}$ ) to  $\text{SO}_2$  poisoning (coming from the burning of sulfurous species in fuel). Sulfur species adsorb on the  $\text{ZCuOH}$  sites (in the presence and absence of  $\text{NH}_3$ ), and exist in bisulfate form ( $\text{ZCuOH} + \text{SO}_2 \rightarrow \text{ZCuHSO}_3$ ). Moreover, ammonium sulfate ( $(\text{NH}_4)_2\text{SO}_4$ ) blocks the  $\text{Z}_2\text{Cu}$  sites along with Cu sulfate species –  $\text{CuHSO}_4$  (in the presence of  $\text{NH}_3$  and  $\text{SO}_2$ ) and Cu sulfate (in the presence of only  $\text{SO}_2$  in the feed).<sup>137</sup> The lower mobility of sulfated Cu species compared to non-sulfated Cu species led to a drop in catalyst activity.<sup>69</sup> Ammonium sulfate can be removed at 350 °C,<sup>138,139</sup> while in the case of other species temperatures higher than 550 °C were needed (*i.e.*, can be removed *via* regeneration of the diesel particle filter).<sup>137,140</sup> Non-decomposed sulfate species block the pore of Cu-SSZ-13, thus decreasing its catalytic activity. However, many researchers showed that  $\text{NO}_x$  conversion can reach its original level after the removal of  $\text{SO}_2$  and/or  $\text{H}_2\text{O}$  from the feed gas, *i.e.*, reversible inactivation.<sup>64,84</sup> A combination of other metals (*e.g.*, Zn,<sup>141</sup> Ce,<sup>142–144</sup> Fe,<sup>43,145,146</sup> *etc.*) with Cu-containing SSZ-13 can adequately protect active sites from sulfur poisoning. Furthermore, Cu-SSZ-13 becomes more robust against sulfur as a result of hydrothermal aging.<sup>69</sup>

### Phosphorus poisoning

Besides poisoning by sulfur-containing species, Cu-containing SSZ-13 is also affected by phosphorus and zinc (coming from

engine lubricating oil, *e.g.*, zinc dialkyldithiophosphate (ZDDP) as an additive), alkali and alkaline earth metals (*e.g.*, Na, K, Ca, and Mg, coming from engine lubricating oil), noble metals (coming from the upper stream emission abatement components, *e.g.*, diesel oxidation catalysts (DOC), *etc.*).<sup>147–149</sup> Lezcano-Gonzalez *et al.*<sup>150</sup> gave an overview of the key deactivation mechanism observed for Ca, Zn, (1–2 wt%) Pt and P. Doping of Cu-SSZ-13 with P (2.2 wt%) fully suppressed the catalytic activity as a result of site blocking of the zeolite framework, CuO formation coupled with the reduction in the number of isolated  $\text{Cu}^{2+}$  ions, between other phenomena. In other studies, the catalyst's activity with higher P loading of 0.4–1.0 wt%, was significantly lower than that without P between 100 to 300 °C.<sup>96</sup> The  $\text{N}_2$  selectivity was not affected by phosphorus at low temperatures. However, the introduction of Ca and Zn (1.3–5.4 and 2.2–8.8 wt%, respectively) led mainly to pore-blocking/filling together with the formation of CuO species. It has been widely reported that Pt species promote  $\text{N}_2\text{O}$  and  $\text{NO}_2$  formation.<sup>107,150,151</sup> Regarding the P-poisoning studies, Dahlin *et al.*<sup>52</sup> investigated the activity of Cu-SSZ-13 exposed to exhaust generated by a biodiesel burner. Cu-SSZ-13 was deactivated at low temperatures, and could not be regenerated until temperatures up to 550 °C when the phosphorous content in the catalysts was above 0.1 wt%. As the main approaches for introducing P into Cu-containing SSZ-13, impregnation with  $\text{H}_3\text{PO}_4$ ,  $(\text{NH}_4)_2\text{HPO}_4$ ,<sup>105,108,130</sup> or synthesis of SSZ-13 by using trimethyladamantylammonium hydroxide (TMAdaOH) and tetramethylphosphonium hydroxide (TEPOH) as dual-template agents<sup>116,152</sup> are reported. Further studies on the influence of phosphorus on the catalytic properties of Cu-SSZ-13 for  $\text{NH}_3$ -SCR-De $\text{NO}_x$  can be found in ref. 95, 108, 153 and 154. Several researchers suggest that phosphorus tends to poison  $\text{ZCuOH}$  more easily than  $\text{Z}_2\text{Cu}$ .<sup>96,155</sup> To regenerate the P-poisoned Cu-SSZ-13 catalysts, phosphorous species in the catalysts should be removed. As an example of that approach, Chen *et al.*<sup>71</sup> successfully applied the combination of washing with hot water (90 °C) and hydrothermal treatment (800 °C for 12 h) to recover the activity of the phosphorous-poisoned Cu-SSZ-13.

### Hydrocarbons poisoning

The other aspect associated with the application of  $\text{NH}_3$ -SCR-De $\text{NO}_x$  is poisoning by hydrocarbons (HCs). The limited DOC activity leads to HCs slipping over the SCR component, which negatively affects its  $\text{NO}_x$  reduction activity. Therefore, few works regarding the HCs poisoning (carbonaceous deposit, including formed aliphatic compounds: acrolein, acetate and acetone, and aromatic compounds: hydrogen-deficient) effect on Cu-SSZ-13 were reported mainly over  $\text{C}_3\text{H}_6$  (a representative low-chain HC in the exhaust).<sup>76,94</sup> For example, Ma *et al.*<sup>76</sup> found that Cu-SSZ-13 deactivated in the presence of  $\text{C}_3\text{H}_6$ , due to the competitive adsorption of  $\text{NH}_3$  and  $\text{C}_3\text{H}_6$  on the catalysts as well as blockage of coke in the pore channels. In the case of the aged materials, Wang *et al.*<sup>94</sup> found that Cu-SSZ-13 (aged at 700 °C) displayed a more severe  $\text{NO}_x$  conversion decline than the fresh sample in the presence of  $\text{C}_3\text{H}_6$ . On the other hand, Zhao *et al.*<sup>97</sup> found that less carbonaceous deposit forms in the





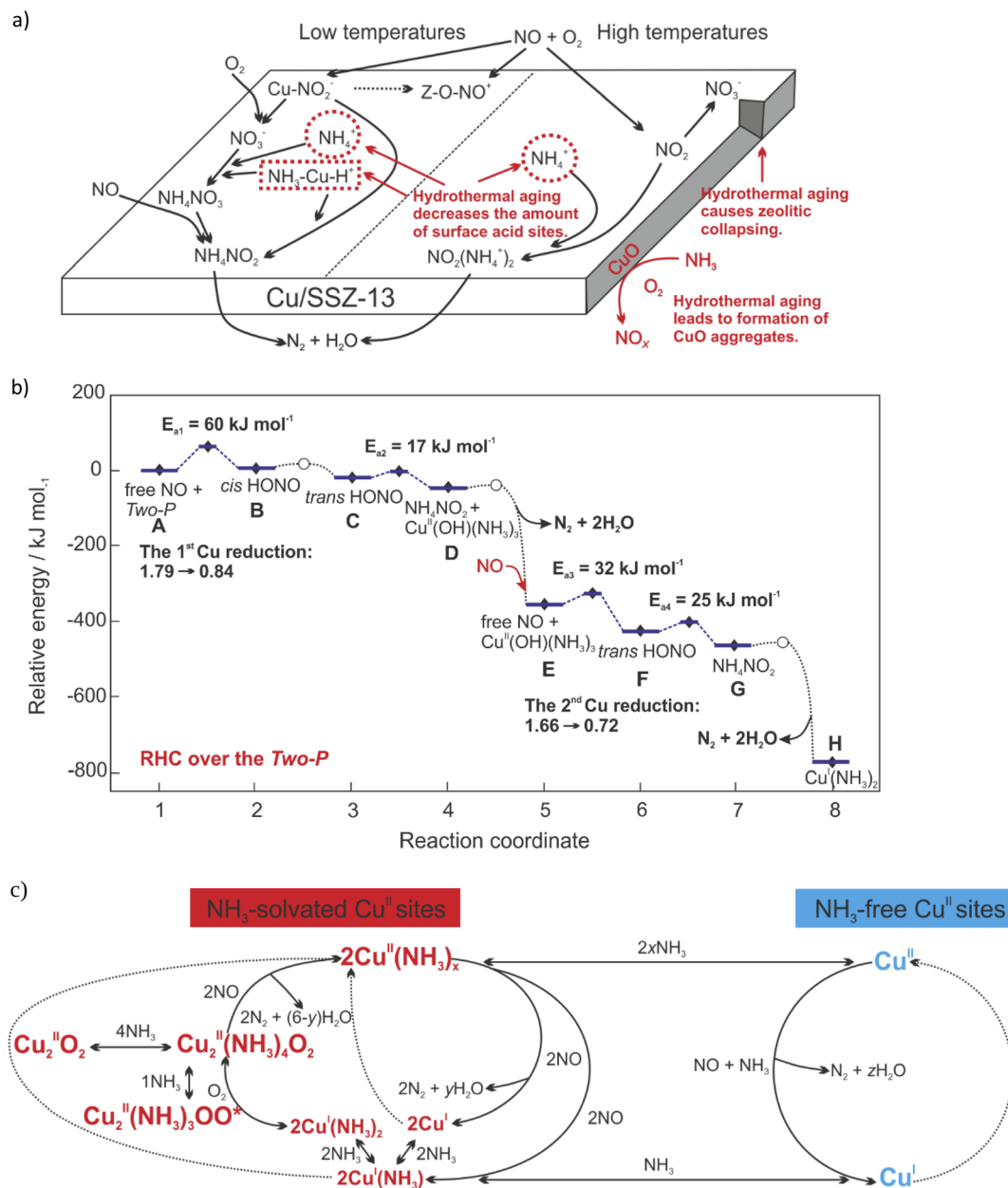


Fig. 5 (a) The influence of hydrothermal aging on the  $\text{NH}_3$ -SCR-DeNO $_x$  mechanism. Reproduced from ref. 106 with permission from Elsevier, copyright 2019; (b) DFT-computed (HSE06 + D3) energy landscape of LT-RHC over the Two-P. Activation energies and Cu<sup>II</sup> reduction are reported.  $[\text{Cu}^{\text{II}}(\text{OH})(\text{NH}_3)_3 \cdots \text{Cu}^{\text{II}}(\text{OH})(\text{NH}_3)_3]$  stands for the Two-P configuration. Reproduced from ref. 163 with permission from ACS Publications, copyright 2021; (c) Schematic representing the redox of Cu sites during standard  $\text{NH}_3$ -SCR-DeNO $_x$ .  $x$  represents temperature and Cu<sup>II</sup> speciation-dependent  $\text{NH}_3$  solvation of Cu<sup>II</sup> sites.  $x$  range: {1–2}.  $y$  represents Cu<sup>II</sup> speciation-dependent  $\text{H}_2\text{O}$  produced upon the reduction of two  $\text{NH}_3$ -solvated Cu<sup>II</sup> sites.  $y$  range: {2–4}.  $z$  represents Cu<sup>II</sup> speciation-dependent  $\text{H}_2\text{O}$  produced upon the reduction of one  $\text{NH}_3$ -free Cu<sup>II</sup> site.  $z$  range: {1–2}. Reproduced from ref. 185 with permission from ACS Publications, copyright 2022.

hydrothermally aged samples of Cu-SSZ-13 (due to the lower content of Brønsted acid sites). The presence of aromatic compounds increases with higher HTA temperatures (700, 750, and 800 °C) due to a greater generation of mesopores. Based on these studies, aged Cu-SSZ-13 can prevent the deactivation of Cu-containing SSZ-13 due to HCs poisoning, and thus, maintain its NO activity and stability. Other approaches like hybrid catalysts (*e.g.*, Cu-SSZ-13 with  $\text{CeO}_2$ - $\text{SnO}_2$ )<sup>103</sup> were also reported.

## Reaction mechanisms

$\text{NH}_3$ -SCR-DeNO $_x$  ( $4\text{NH}_3 + 4\text{NO} + \text{O}_2 \rightarrow 4\text{N}_2 + 6\text{H}_2\text{O}$ ) over Cu-containing SSZ-13 can proceed through the adsorption stage of  $\text{NH}_3$  and/or NO, according to the Eley-Rideal (E-R; *i.e.*, the gaseous NO reacts with pre-adsorbed  $\text{NH}_3$  to produce  $\text{N}_2$  and  $\text{H}_2\text{O}$ ) and/or Langmuir-Hinshelwood (L-H; both the adsorbed NO and  $\text{NH}_3$  simultaneously participate in the reaction) mechanisms.<sup>23,25,156</sup> For example, the L-H mechanism was



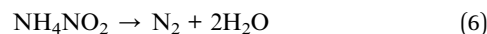
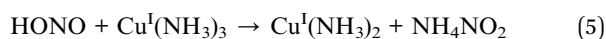
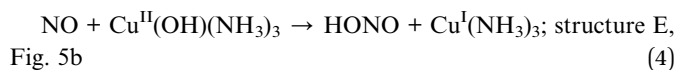
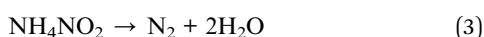
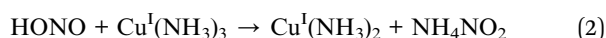
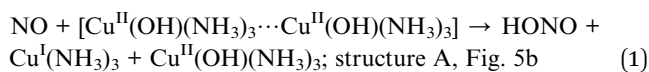


proposed over calcined Cu-SSZ-13, while the E-R mechanism was proposed over its aged form (based on *in situ* DRIFTS analysis). The amount of surface CuO species increased after hydrothermal aging treatment, while the Lewis sites and Brønsted sites (*i.e.*, surface nitrates adsorbed sites and NH<sub>3</sub> capacity) decreased, thus, limiting the formation of intermediate products NH<sub>4</sub>NO<sub>3</sub>/NH<sub>4</sub>NO<sub>2</sub> (below 350 °C) or NO<sub>2</sub>(NH<sub>4</sub><sup>+</sup>)<sub>2</sub> (above 350 °C), which in turn led to the loss of NH<sub>3</sub>-SCR-DeNO<sub>x</sub> activity<sup>106</sup> (Fig. 5a).

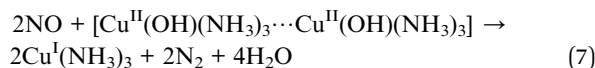
Specifically, NH<sub>3</sub>-SCR-DeNO<sub>x</sub> on Cu-SSZ-13 follows a redox reaction mechanism, consisting of a reduction half-cycle (RHC; Cu<sup>2+</sup> → Cu<sup>+</sup>) and an oxidation half-cycle (OHC; Cu<sup>+</sup> → Cu<sup>2+</sup>). The detailed reaction mechanism is still under debate, indicating the complexity of both RHC and OHC.<sup>157</sup>

### Reduction half-cycle

When NH<sub>3</sub> is present in the feed, solvation of Z<sub>2</sub>Cu with NH<sub>3</sub> is preferred rather than with H<sub>2</sub>O,<sup>158–160</sup> leading to the formation of Cu-amine coordination complexes, *i.e.*, the principal active sites in the redox cycle.<sup>24,161</sup> The NH<sub>3</sub> solvation of ZCuOH sites (or [Cu<sub>2</sub>O<sub>2</sub>]<sup>2+</sup> in their O<sub>2</sub> activated form<sup>162</sup>) may lead to the formation of dimeric or two-proximate Cu-amine complexes (*i.e.*, [Cu<sup>II</sup>(OH)(NH<sub>3</sub>)<sub>3</sub>]<sup>+</sup> units).<sup>163</sup> NH<sub>3</sub>-solvated Z<sub>2</sub>Cu sites can hydrolyze to NH<sub>3</sub>-solvated ZCuOH sites in the presence of H<sub>2</sub>O.<sup>164</sup> Furthermore, the complexes containing a mixture of NH<sub>3</sub> and NO, *i.e.*, [Cu<sup>II</sup>(OH)(NH<sub>3</sub>)<sub>n-1</sub>(NO)]<sup>+</sup>, were evidenced for the first time by the application of rapid-scan FT-IR spectroscopy and two-dimensional correlation spectroscopy (2D COS) analysis.<sup>165</sup> These solvated Cu moieties were suggested to be active sites in low-temperature NH<sub>3</sub>-SCR-DeNO<sub>x</sub> (<250 °C).<sup>51,161</sup> The neighboring NH<sub>3</sub> and NO ligands rearrange to create N-N bonds *via* the formation of nitrosamide (NH<sub>2</sub>NO) or ammonium nitrite (NH<sub>4</sub>NO<sub>2</sub>) intermediates.<sup>51,161</sup> Subsequently, NH<sub>2</sub>NO and NH<sub>4</sub>NO<sub>2</sub> decompose into N<sub>2</sub> and H<sub>2</sub>O to complete the reduction part of the NH<sub>3</sub>-SCR-DeNO<sub>x</sub>. As an alternative mechanism, Chen *et al.*<sup>166,167</sup> proposed the formation of Cu(H<sub>2</sub>NNO)<sup>2+</sup> and Cu(OHNO)<sup>2+</sup> intermediates that decompose over neighboring Brønsted acid sites to complete the catalytic cycle. The formation of the HONO intermediates was reported also by Usberti *et al.*,<sup>168</sup> who found that activated NO reacted with the NH<sub>3</sub> adsorbed on the Lewis sites (verified also by DFT calculations). This mechanism consists of two sequential NO oxidative activation processes, consisting of NO oxidative activation to HONO catalyzed by [Cu<sup>II</sup>(OH)(NH<sub>3</sub>)<sub>3</sub>]<sup>+</sup>, HNO reacting with one NH<sub>3</sub> ligand to NH<sub>4</sub>NO<sub>2</sub>, and NH<sub>4</sub>NO<sub>2</sub> decomposition to N<sub>2</sub> and H<sub>2</sub>O<sup>163</sup> (eqn (1)–(6)):



Summing up the above steps results in a global reaction (eqn (7)):



Thus, Hu *et al.*<sup>163</sup> and Gramigni *et al.*<sup>169</sup> proved (based on kinetic experimental and DFT calculations) a second-order dependence, suggesting that binuclear reactions between two Cu species could occur during RHC.

The decomposition of NH<sub>4</sub>NO<sub>3</sub> (NH<sub>4</sub>NO<sub>2</sub> can be oxidized into NH<sub>4</sub>NO<sub>3</sub>) allows also the side reaction leading to undesired N<sub>2</sub>O (<300 °C).<sup>89</sup> On the other hand, Feng *et al.*<sup>170</sup> claimed that the formation of N<sub>2</sub>O resulted from the H<sub>2</sub>NNO decomposition over Cu–OOH–Cu complexes, which explains the enhanced N<sub>2</sub>O formation with increasing Cu loading. This was further supported by the studies of Xi *et al.*,<sup>70</sup> who claimed that N<sub>2</sub>O formation occur over Cu-oxy species, such as [Cu–O<sub>2</sub>–Cu]<sup>2+</sup>. However, N<sub>2</sub>O formation has also been reported to mainly occur over [Cu(OH)]<sup>+</sup> located in CHA cages.<sup>89,171–173</sup> The high-temperature N<sub>2</sub>O production (>300 °C), on the other hand, takes place because of unselective ammonia oxidation. The N<sub>2</sub>O production profiles of the different types of SCR catalysts differ considerably.<sup>117</sup>

Below 250 °C, a linear SCR rate *versus* (Cu loading)<sup>2</sup> correlation was reported, suggesting that the reaction limiting step involves the participation of two Cu ions.<sup>54,161</sup> The activation energy for NH<sub>3</sub>-SCR-DeNO<sub>x</sub> over Cu-containing SSZ-13 varies in the range of 32,<sup>106</sup> 40–41 kJ mol<sup>-1</sup>,<sup>54,174</sup> to 43–57 kJ mol<sup>-1</sup>,<sup>106</sup> also depending on the temperature, *i.e.*, 175–250 °C – 130 kJ mol<sup>-1</sup>, and 250–300 °C – 60 kJ mol<sup>-1</sup>.<sup>32</sup> Thus, at temperatures above 350 °C, the active sites of Cu-SSZ-13 change from mobile Cu ions coordinated by NH<sub>3</sub> into immobilized Cu ions, thus, giving a seagull profile for NO conversion (based on the Gao *et al.*<sup>32</sup> assumptions). Fahami *et al.*<sup>53</sup> attributed the activity decrease at around 350 °C to a more localized structure of mono(μ-oxo) dicopper complexes. At high temperatures (above 350 °C), the activity has instead been measured to have a first-order dependence on copper loading, indicating that the reaction can proceed with other possible Cu sites.<sup>54</sup>

### Oxidation half-cycle

The [Cu(NH<sub>3</sub>)<sub>2</sub>]<sup>2+</sup> complexes become the intermediate starting the oxidation half-cycle. The two [Cu<sup>I</sup>(NH<sub>3</sub>)<sub>2</sub>]<sup>+</sup> intermediates and an oxygen molecules then combine to form [Cu<sup>I</sup>(NH<sub>3</sub>)<sub>2</sub>]<sup>+</sup>–O<sub>2</sub>–[Cu<sup>I</sup>(NH<sub>3</sub>)<sub>2</sub>]<sup>+</sup> intermediates (2[Cu<sup>I</sup>(NH<sub>3</sub>)<sub>2</sub>]<sup>+</sup> + O<sub>2</sub> → [Cu<sup>I</sup>(NH<sub>3</sub>)<sub>2</sub>]<sup>+</sup>–O<sub>2</sub>–[Cu<sup>I</sup>(NH<sub>3</sub>)<sub>2</sub>]<sup>+</sup>).<sup>51,161,175</sup> The mobility of the Cu ions (*i.e.*, one [Cu<sup>I</sup>(NH<sub>3</sub>)<sub>2</sub>]<sup>+</sup> must migrate to the vicinity of another; enhanced in the presence of H<sub>2</sub>O<sup>176–178</sup>) guarantees the formation of these dimeric Cu species,<sup>90,166</sup> thus improving the NH<sub>3</sub>-SCR-DeNO<sub>x</sub> activity. The 1Al–Cu species (located at isolated single Al sites, *i.e.*, ZCuOH) can form dimeric Cu intermediates more easily than the 2Al–Cu (located at two adjacent Al sites, *i.e.*, Z<sub>2</sub>Cu).<sup>179,180</sup> The ratio of *n*(1Al–Cu)/*n*(2Al–Cu) can be controlled through the catalyst's hydrothermal aging.<sup>90</sup> Krishna *et al.*<sup>181</sup> suggested their



Table 2 Representative results of NH<sub>3</sub>-SCO over Cu-containing SSZ-13 reported in the literature

Sample	Preparation method	Reaction conditions	Operation temperature for achieving 100% NH <sub>3</sub> conversion/ <sup>o</sup> C ((by-)product formation)	Ref.
1	(2.4 wt%)Cu-SSZ-13 ( $n(\text{Si})/n(\text{Al}) = 15$ ) monolith catalyst	Commercial; degreening: 10 vol% O <sub>2</sub> , 7 vol% H <sub>2</sub> O, 8 vol% CO <sub>2</sub> , Ar balance, 550 °C, 4 h	0.02 vol% NH <sub>3</sub> , 5 vol% O <sub>2</sub> , 5 vol% H <sub>2</sub> O, Ar balance, GHSV 40,000 h <sup>-1</sup>	72
2	Cu-SSZ-13 (Cu loading, $n(\text{Si})/n(\text{Al})$ not shown) monolith catalyst	Commercial; degreening: 10 vol% O <sub>2</sub> , 7 vol% H <sub>2</sub> O, 8 vol% CO <sub>2</sub> , N <sub>2</sub> balance, 550–600 °C, 4 h	0.02 vol% NH <sub>3</sub> , 10 vol% O <sub>2</sub> , 5 vol% H <sub>2</sub> O, Ar balance, GHSV 40,000 h <sup>-1</sup>	74
3	(2.7 wt%)Cu-SSZ-13 ( $n(\text{Si})/n(\text{Al}) = 12$ )	Commercial; degreening: 10 vol% H <sub>2</sub> O, air balance, 650 °C, 12 h; pre-treatment: 21 vol% O <sub>2</sub> , N <sub>2</sub> balance, 600 °C, 20 min	0.05 vol% NH <sub>3</sub> , 5 vol% O <sub>2</sub> , 3 vol% H <sub>2</sub> O, N <sub>2</sub> balance, GHSV 120,000 h <sup>-1</sup>	73
<b>Ion-exchange</b>				
4	Cu-SSZ-13 ( $n(\text{Si})/n(\text{Al}) = 6$ ) (Cu content not shown)	Ion-exchange, calcination, 500 °C, 2 h, air	0.035 vol% NH <sub>3</sub> , 14 vol% O <sub>2</sub> , 2 vol% H <sub>2</sub> O, N <sub>2</sub> balance, GHSV 30,000 h <sup>-1</sup>	11
5	(0.88 wt%)Cu-SSZ-13 ( $n(\text{Si})/n(\text{Al}) = 25$ )	Ion-exchange, calcination, 550 °C, 4 h, air; *hydrothermal treatment: 10 vol% H <sub>2</sub> O, air balance, 800 °C, 16 h	0.05 vol% NH <sub>3</sub> , 5 vol% O <sub>2</sub> , N <sub>2</sub> balance, GHSV 400,000 h <sup>-1</sup>	85
6	(2.1 wt%)Cu-SSZ-13 ( $n(\text{Si})/n(\text{Al}) = 12$ )	Ion-exchange, calcination conditions not shown; *hydrothermal treatment: 10 vol% H <sub>2</sub> O, air balance, 550 °C, 16 h	0.036 vol% NH <sub>3</sub> , 14 vol% O <sub>2</sub> , 2.5 vol% H <sub>2</sub> O, N <sub>2</sub> balance, GHSV 200,000 h <sup>-1</sup>	91
7	(2.35 wt%)Cu-SSZ-13 ( $n(\text{Si})/n(\text{Al}) = 12.93$ )	Ion-exchange, calcination, 550 °C, 4 h, air; pre-treatment: 8 vol% O <sub>2</sub> , N <sub>2</sub> balance, 1 h, 500 °C	0.05 vol% NH <sub>3</sub> , 6.5 vol% O <sub>2</sub> , 3 vol% H <sub>2</sub> O, N <sub>2</sub> balance, GHSV 120,000 h <sup>-1</sup>	96
8	(1.88–2.16 wt%)Cu-SSZ-13 ( $n(\text{Si})/n(\text{Al}) = 16.5$ –20.3)	Ion-exchange, calcination, 550 °C, 5 h, air; *hydrothermal treatment: 10 vol% H <sub>2</sub> O, air balance, 750 °C, 16 h; pre-treatment: 21 vol% O <sub>2</sub> , N <sub>2</sub> balance, 550 °C, 20 min	0.05 vol% NH <sub>3</sub> , 5 vol% O <sub>2</sub> , 3 vol% H <sub>2</sub> O, N <sub>2</sub> balance, GHSV 120,000 h <sup>-1</sup>	87
9	(4 wt%)Cu-SSZ-13 ( $n(\text{Si})/n(\text{Al}) = 11$ )	Ion-exchange, calcination conditions not shown; degreening: Reaction conditions, 600 °C, 4 h; pre-treatment: 10 vol% O <sub>2</sub> , 7 vol% H <sub>2</sub> O, N <sub>2</sub> balance, 600 °C, 1 h	0.035 vol% NH <sub>3</sub> , 10 vol% O <sub>2</sub> , 7 vol% H <sub>2</sub> O, N <sub>2</sub> balance, GHSV 300,000 h <sup>-1</sup>	89
10	(4.5–5 wt%)SSZ-13 ( $n(\text{Si})/n(\text{Al}) = 9$ )	Ion-exchange, calcination, 550 °C, 5 h, air; *hydrothermal treatment: 10 vol% H <sub>2</sub> O, air balance, 800 °C, 16 h; **degreening: 10 vol% H <sub>2</sub> O, air balance, 700 °C, 4 h	0.038 vol% NH <sub>3</sub> , 14 vol% O <sub>2</sub> , N <sub>2</sub> balance, GHSV 100,000 h <sup>-1</sup>	88
11	(4.76 wt%)Cu-SSZ-13 ( $n(\text{Si})/n(\text{Al}) = 4.97$ )	Ion-exchange, vacuum evaporator, calcination, 550 °C, 6 h, air	0.1 vol% NH <sub>3</sub> , 6 vol% O <sub>2</sub> , He balance, GHSV 300,000 h <sup>-1</sup>	195

Table 2 (Contd.)

Sample	Preparation method	Reaction conditions	Operation temperature for achieving 100% NH <sub>3</sub> conversion/ <sup>o</sup> C ((by)-product formation)	Ref.
<b>One-pot hydrothermal synthesis</b>				
12 (3.5 wt%)Cu-SSZ-13 ( $n(\text{Si})/n(\text{Al}) = 6.5$ )	One-pot hydrothermal synthesis, HNO <sub>3</sub> treatment, calcination, 600 °C, 6 h, air; *hydrothermal treatment: 10 vol% H <sub>2</sub> O, air balance, 750 °C, 16 h	0.05 vol% NH <sub>3</sub> , 5 vol% O <sub>2</sub> , N <sub>2</sub> balance, GHSV 400,000 h <sup>-1</sup>	550–600 (not shown), *550–600 (not shown)	106
13 (6.38 wt%)Cu-SSZ-13 ( $n(\text{Si})/n(\text{Al}) = 3.77$ )	One-pot hydrothermal synthesis, HNO <sub>3</sub> treatment, calcination, 550 °C, 8 h, air	0.05 vol% NH <sub>3</sub> , 5 vol% O <sub>2</sub> , N <sub>2</sub> balance, *0.05 vol% NH <sub>3</sub> , 5 vol% O <sub>2</sub> , 5 vol% H <sub>2</sub> O, N <sub>2</sub> balance, GHSV 160,000 h <sup>-1</sup>	250–400 (>90% N <sub>2</sub> selectivity), *300–400 (>90% N <sub>2</sub> selectivity)	186
<b>Impregnation</b>				
14 (2.2 wt%)Cu-SSZ-13 ( $n(\text{Si})/n(\text{Al}) = 12$ )	Impregnation, 550 °C, 5 h, air; degreening: 10 vol% H <sub>2</sub> O, air balance, 650 °C, 4 h; *hydrothermal treatment: 10 vol% H <sub>2</sub> O, air balance, 800 °C, 16 h	0.036 vol% NH <sub>3</sub> , 14 vol% O <sub>2</sub> , 2.5 vol% H <sub>2</sub> O, N <sub>2</sub> balance, GHSV 100,000 h <sup>-1</sup>	450–550 (not shown), *450–550 (not shown)	118
15 (4.1 wt%)Cu-SSZ-13 ( $n(\text{Si})/n(\text{Al}) = 6$ ) monolith catalyst	Ion-exchange, calcination, 600 °C, 4 h, air	0.04 vol% NH <sub>3</sub> , 8 vol% O <sub>2</sub> , 5 vol% H <sub>2</sub> O, Ar balance, GHSV 22,100 h <sup>-1</sup>	450–500 (<3 ppm N <sub>2</sub> O)	105
16 (10 wt%)Cu-SSZ-13 ( $n(\text{Si})/n(\text{Al}) = 10$ )	Impregnation, calcination, 550 °C, 6 h, air	0.04 vol% NH <sub>3</sub> , 10 vol% O <sub>2</sub> , N <sub>2</sub> balance, WHSV 300,000 ml g <sup>-1</sup> h <sup>-1</sup>	225–450 (>80% N <sub>2</sub> selectivity)	193

perspective that spatial proximity of active Cu sites is required in the redox cycle of Cu<sup>2+</sup>/Cu<sup>+</sup>. Such proximity assists the oxidation of NH<sub>3</sub>-solvated Cu<sup>+</sup> ions to form dimeric Cu intermediates [Cu<sup>I</sup>(NH<sub>3</sub>)<sub>2</sub>]<sup>+</sup>-O<sub>2</sub>-[Cu<sup>I</sup>(NH<sub>3</sub>)<sub>2</sub>]<sup>+</sup>.<sup>51</sup> The structure of mobile dicopper(II) complexes vary depending on the  $n(\text{Si})/n(\text{Al})$  ratio of the zeolite host.<sup>182</sup> Finally, the newly formed [Cu<sup>II</sup>(NH<sub>3</sub>)<sub>2</sub>]<sup>2+</sup>-O-[Cu<sup>II</sup>(NH<sub>3</sub>)<sub>2</sub>]<sup>2+</sup> hydrolyzes in the presence of H<sub>2</sub>O, restoring two [Cu<sup>I</sup>(OH)(NH<sub>3</sub>)<sub>2</sub>]<sup>+</sup> adducts. O<sub>2</sub> dissociation and NO<sub>2</sub> formation occur on complexes in the presence of NO ([Cu<sup>I</sup>(NH<sub>3</sub>)<sub>2</sub>]<sup>+</sup>-O<sub>2</sub>-[Cu<sup>I</sup>(NH<sub>3</sub>)<sub>2</sub>]<sup>+</sup> + NO → [Cu<sup>II</sup>(NH<sub>3</sub>)<sub>2</sub>]<sup>2+</sup>-O<sup>2-</sup>-[Cu<sup>II</sup>(NH<sub>3</sub>)<sub>2</sub>]<sup>2+</sup> + NO<sub>2</sub>). Negri *et al.*<sup>183</sup> proposed (based on combined spectroscopic and DFT studies) that these intermediates are Cu<sup>II</sup><sub>2</sub>(NH<sub>3</sub>)<sub>4</sub>O<sub>2</sub> complexes with a side on  $\mu$ - $\eta^2$ , $\eta$ -peroxo diamino dicopper(II) structure. Besides that, the intermediates were approved *via* DFT calculations and their formation was spectroscopically approved *via* fiber-optic DR UV-Vis spectroscopy during NH<sub>3</sub>-SCR-DeNO<sub>x</sub> over Cu-containing zeolites.<sup>184</sup> However, the mechanism associated with the reduction of Z<sub>2</sub>Cu<sub>2</sub>(NH<sub>3</sub>)<sub>4</sub>O<sub>2</sub> complexes is still unclear. As mentioned above, Paolucci *et al.*<sup>180</sup> claimed that the [Cu<sup>II</sup>(NH<sub>3</sub>)<sub>2</sub>]<sup>2+</sup>-O-[Cu<sup>II</sup>(NH<sub>3</sub>)<sub>2</sub>]<sup>2+</sup> hydrolyzes in the presence of H<sub>2</sub>O, restoring two [Cu<sup>I</sup>(OH)(NH<sub>3</sub>)<sub>2</sub>]<sup>+</sup> adducts, thus completing the low-temperature SCR catalytic cycle. However, upon exposure of Z<sub>2</sub>Cu<sub>2</sub>(NH<sub>3</sub>)<sub>4</sub>O<sub>2</sub> complexes to NH<sub>3</sub>, the formation of unreactive superoxo amino ZCu(NH<sub>3</sub>)<sub>3</sub>OO\* complexes was observed<sup>183,185</sup> (Fig. 5c). Furthermore, the reaction mechanism changed over field aged (including hydrothermal aging and sulfur aging) Cu-SSZ-13, *i.e.*, lower mobility of the Cu ions coordinated to sulfur-related species led to decreased formation of Cu-dimers necessary for the OHC. The field aging has a minimal impact on RHC.<sup>72</sup>

## Selective ammonia oxidation (NH<sub>3</sub>-SCO)

To achieve the desired NO<sub>x</sub> conversion, a stoichiometric or even an excess quantity of NH<sub>3</sub> is required, which can result in unreacted NH<sub>3</sub> (also known as NH<sub>3</sub> slip). Thus, oxidation catalysts (ASC, guard catalysts, AMOX) are usually employed to selectively oxidize the unreacted NH<sub>3</sub> (from NH<sub>3</sub>-SCR-DeNO<sub>x</sub>) into nitrogen and water vapor. Some researchers investigate NH<sub>3</sub>-SCO (4NH<sub>3</sub> + 3O<sub>2</sub> → 2N<sub>2</sub> + 6H<sub>2</sub>O) as a side process of the NH<sub>3</sub>-SCR-DeNO<sub>x</sub>, while, there are not many publications dedicated separately to the ammonia oxidation over Cu-containing CHA.<sup>38,186,187</sup> Similar to NH<sub>3</sub>-SCR-DeNO<sub>x</sub>, NH<sub>3</sub>-SCO is enhanced over Cu-containing catalysts, including zeolite-based catalysts (*e.g.*, Cu-ZSM-5, Cu-Y, Cu-Beta, *etc.*).<sup>38,188</sup> The aggregated CuO<sub>x</sub> species lead to higher NH<sub>3</sub> oxidation,<sup>115</sup> thus, across investigated catalytic systems, mainly 10 wt% of Cu loading was found as the optimal.<sup>188,189</sup> Progress on selective catalytic ammonia oxidation over Cu-containing zeolite-based catalysts was already published by Jabłońska in 2020.<sup>38</sup> Furthermore, NH<sub>3</sub>-SCO over different catalysts, including proposed reaction mechanisms were reviewed.<sup>188–190</sup> Thus, in this chapter, there is a focus on the Cu-containing SSZ-13 based-catalysts prepared *via* different techniques *i.e.*, containing different amounts of Cu species.



Table 2 lists representative results of  $\text{NH}_3$ -SCO over Cu-containing SSZ-13 reported in the literature. For example, Gao *et al.*<sup>32</sup> found that  $\text{NH}_3$  conversion increases with higher Cu loading (exchange level 23–90%), which possibly arises from the weaker interactions between  $\text{Cu}^{2+}$  ions and the SSZ-13 framework (*i.e.*, more facile  $\text{Cu}^{2+} \leftrightarrow \text{Cu}^+$  redox-cycling) or higher amount of  $\text{Cu}^{2+}$  ions placed closer to the pore openings (being more accessible to reactants). Similar to the  $\text{NH}_3$ -SCR-DeNO<sub>x</sub>, the authors observed the seagull profile of  $\text{NH}_3$  conversion, which was later also approved by Olsson *et al.*<sup>191,192</sup> These two regimes, below and above 250 °C (400 °C in ref. 191) with different values of activation energy over Cu-SSZ-13 were attributed to the change in the catalytic centers resulting in a different activity. Cui *et al.*<sup>88</sup> reported a higher activity for Cu/SSZ-13 with increasing Cu loading up to 5 wt% (Fig. 6a). After hydrothermal aging (at 800 °C for 16 h) the full  $\text{NH}_3$  conversion is shifted about 50 °C higher (Table 2, pos. 10). In another example,  $\text{NH}_3$  oxidation activity decreases with increasing HTA temperature (550–900 °C). The activity decrease was assigned to the loss of active isolated  $\text{Cu}^{2+}$  species (active below 400 °C) during aging, and a decrease in  $\text{NH}_3$  storage capacity.<sup>91</sup> Both  $\text{Cu}^{2+}$  ions and CuO coexist in Cu/SSZ-13 ( $n(\text{Si})/n(\text{Al}) = 16$ –24) prepared by impregnation.<sup>193</sup> Enhanced activity over Cu/SSZ-13 with  $n(\text{Si})/n(\text{Al}) = 20$  (activation energy of 68 kJ mol<sup>-1</sup>) resulted from the highest content of CuO species and acid sites (Fig. 6b). Contrary to that, Han *et al.*<sup>80</sup> reported no significant changes for

Cu-SSZ-13 with a  $n(\text{Si})/n(\text{Al})$  ratio of 5.5 (among 11, 21) in  $\text{NH}_3$  conversion for the whole temperature range. However, the  $\text{NO}_x$  conversion slightly increased from 10 to 20 ppm at 625 °C after hydrothermal aging at 800 °C. Based on the *in situ* DRIFTS, the authors claimed that  $\text{NH}_3$ -SCO over Cu/SSZ-13 follows the *in situ*/internal SCR (i-SCR) mechanism, consisting of two steps. In the first step,  $\text{NH}_3$  was oxidized to  $\text{NO}_x$  by surface CuO. Subsequently,  $\text{NO}_x$  was reduced to  $\text{N}_2$  and  $\text{H}_2\text{O}$  by unreacted  $\text{NH}_3$  on isolated  $\text{Cu}^{2+}$  sites (*i.e.*,  $\text{NH}_3$ -SCR-DeNO<sub>x</sub>).<sup>193</sup> Thus, Cu-SSZ-13 revealed higher  $\text{NH}_3$  oxidation than CuO/SSZ-13 (CuO mechanically mixed with SSZ-13).<sup>87</sup> A similar conclusion about the reaction mechanism was given over Cu-SSZ-13 (prepared by one-pot hydrothermal synthesis) treated with dilute  $\text{HNO}_3$  solution.<sup>186</sup> The reaction mechanism was assigned based on the *in situ* DRIFTS studies, excluding the hydrazine mechanism (as the  $\text{N}_2\text{H}_4$  species were not observed in the spectra). Details on the reaction mechanisms can be found elsewhere.<sup>188,189,194</sup> The one-pot synthesized Cu-SSZ-13 treated with dilute  $\text{HNO}_3$  possessed added  $\text{Cu}^{2+}$  ions that accelerated low-temperature  $\text{NH}_3$ -SCR-DeNO<sub>x</sub> (second step of  $\text{NH}_3$ -SCO). Thus, enhanced activity and  $\text{N}_2$  selectivity over this catalyst were reported (Fig. 6c) compared to non-modified zeolite-based catalysts. One-pot hydrothermally prepared Cu-SSZ-13 ( $n(\text{Si})/n(\text{Al}) = 6.5$ –12.5, 1.8–3.5 wt% of Cu) did not show significant changes before and after the hydrothermal aging treatment (Table 2, pos. 12) in the whole temperature range.<sup>106</sup> However, Luo *et al.*<sup>74</sup> have shown

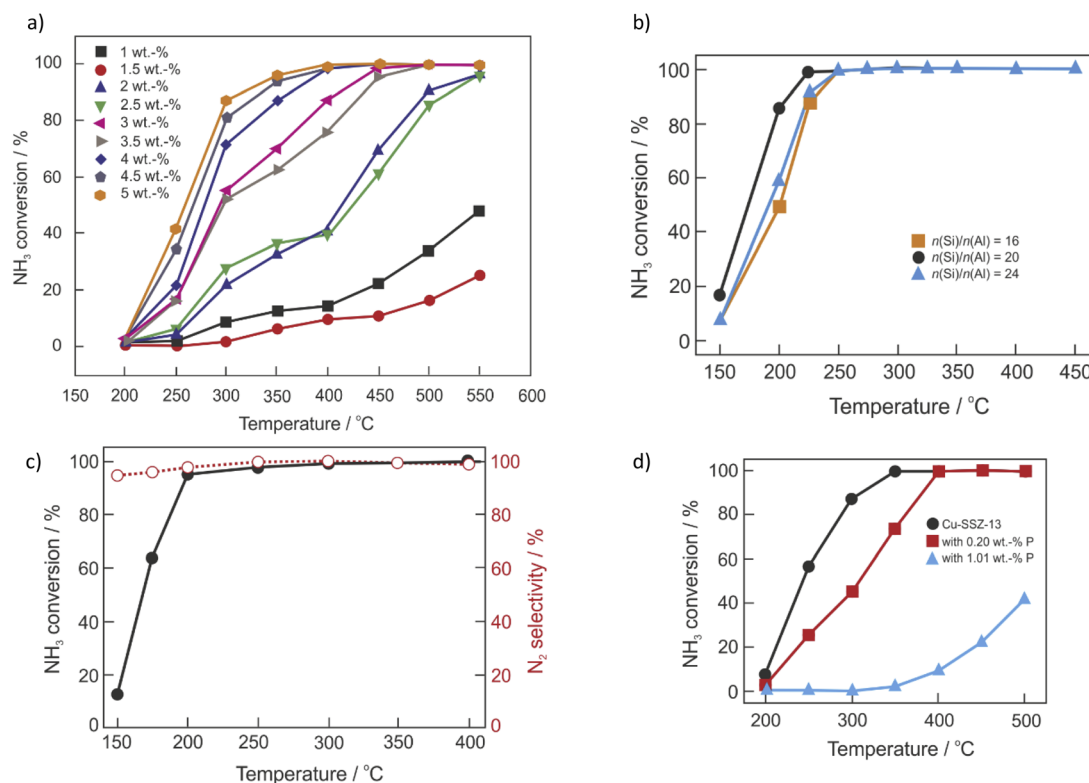


Fig. 6 (a)  $\text{NH}_3$  conversion over degreened Cu/H-SSZ-13. Reproduced from ref. 88 with permission from Elsevier, copyright 2020; (b)  $\text{NH}_3$  conversion over Cu/SSZ-13 with different  $n(\text{Si})/n(\text{Al})$  ratios. Reproduced from ref. 193 with permission from Elsevier, copyright 2020; (c)  $\text{NH}_3$  conversion over Cu-SSZ-13 post-modified with a solution of  $\text{HNO}_3$ . Reproduced from ref. 186 with permission from ACS Publications, copyright 2018; (d)  $\text{NH}_3$  conversion over fresh and P-poisoned Cu-SSZ-13. Reproduced from ref. 96 with permission from ACS Publications, copyright 2021.





that NH<sub>3</sub> oxidation activity of commercial Cu-SSZ-13 (detail of composition or preparation not shown) decreases with increased temperature up to 800 °C. Cu-SSZ-13 – prepared *via* the solid-state ion-exchange method at 700–800 °C, did not reach full conversion.<sup>115</sup> On the other hand, the enhanced activity of bifunctional catalysts was reported, with single examples given as mixed, dual-layer and hybrid layer designs composed of Pt/Al<sub>2</sub>O<sub>3</sub> and Cu-SSZ-13,<sup>196–198</sup> or Ru/Cu-SSZ-13.<sup>199</sup> Similar to Cu-containing SSZ-13 applied in NH<sub>3</sub>-SCR-DeNO<sub>x</sub>, also the catalysts applied in NH<sub>3</sub>-SCO lost their activity after poisoning, *e.g.*, with P<sup>96,105</sup> (Fig. 6d). Catalyst activity decreased remarkably with P loading (0.26–1.21 wt%) and especially above 300 °C, because of the interaction between phosphorus with oligomeric Cu<sub>x</sub>O<sub>y</sub> species inside the large cages. As these species are not active in NH<sub>3</sub>-SCR-DeNO<sub>x</sub> the effect is less pronounced, as reported before.<sup>105</sup>

## Conclusions and perspectives

This review summarizes recent progress in the NH<sub>3</sub>-SCR-DeNO<sub>x</sub> and the NH<sub>3</sub>-SCO over Cu-containing SSZ-13 catalysts, concerning their preparation methods, hydrothermal stability and poisoning, as well as their reaction mechanisms. Various preparation methods have been applied to manipulate the nature and distribution of Cu species in the materials, with continuous efforts aiming at improving the (hydrothermal) stability of the Cu-CHA catalysts. Minimizing [Cu(OH)]<sup>+</sup>-Z sites, which are more susceptible to hydrothermal aging, sulfur or phosphorus poisoning than Cu<sup>2+</sup>-2Z, will be a challengeable task in the following years. Determining the effect of (new) dopants on catalyst stability is a promising research direction. Furthermore, more work should be spent on the application of the degreening and treatment/poisoning strategies closely related to the industrial applications (*i.e.*, degreening at 700 °C in 10 vol% O<sub>2</sub>, 5 vol% of CO<sub>2</sub> and H<sub>2</sub>O, followed by the aging at 800 °C for 50 h for diesel exhaust applications).<sup>200</sup> Besides enhanced activity and stability, N<sub>2</sub> selectivity also indicates the commercialization of catalysts. Despite recent findings, an accurate and experimentally established standard NH<sub>3</sub>-SCR-DeNO<sub>x</sub> reaction mechanisms at low temperatures including field aged materials is still missing. Thus, more detailed *in situ* and operando studies, transient kinetic investigations, as well as molecular-scale computational models, are required to further understand reaction mechanisms.

Furthermore, compared to NH<sub>3</sub>-SCR-DeNO<sub>x</sub>, the studies of NH<sub>3</sub>-SCO are rather scarce. Mainly, ammonia oxidation is considered as the side process of NH<sub>3</sub>-SCR-DeNO<sub>x</sub> above 350–400 °C. The catalytic experiments have been conducted under conditions, which differ far from the ones existing in the diesel aftertreatment system, *i.e.*, minor NH<sub>3</sub> slip (O<sub>2</sub> excess), presence of H<sub>2</sub>O, CO<sub>x</sub> or SO<sub>x</sub>, *etc.* Besides, key requirements comprehend high activity and N<sub>2</sub> selectivity up to 600–700 °C (in the cycle of diesel particulate filter regeneration) and stability under application-relevant reaction conditions. A limited amounts of studies focus on the investigation of the reaction mechanisms. Furthermore, there are no systematic studies on the development of bifunctional catalysts. As NH<sub>3</sub>-

SCO proceeds mainly according to the i-SCR mechanism (*i.e.*, with NH<sub>3</sub>-SCR-DeNO<sub>x</sub> as the second step), similar reaction paths can be potentially ascribed for a description of the activity of Cu-containing SSZ-13. Thus, more effort must be spent on studying NH<sub>3</sub>-SCO reaction mechanisms in the future. Systematic studies (*i.e.*, careful design, appropriate coupling techniques, *etc.*) should also cover bifunctional catalysts composed of Cu-containing SSZ-13 (NH<sub>3</sub>-SCR-DeNO<sub>x</sub> function) and noble metal-based catalyst (NH<sub>3</sub> oxidation function). A collective understanding of reaction and deactivation mechanisms of both components allows for the design of high-performing NH<sub>3</sub>-SCO catalysts with appropriate catalyst promotion strategies. Thus, the development of such hybrid catalysts (in monolith form) for diesel exhaust aftertreatment systems is a topic of interest.

## Conflicts of interest

There are no conflicts to declare.

## Acknowledgements

M. J. acknowledges a DFG Research Grant JA 2998/2-1 and support from Universität Leipzig for Open Access Publishing.

## References

- 1 R. Chen, T. Zhang, Y. Guo, J. Wang, J. Wei and Q. Yu, *Chem. Eng. J.*, 2021, **420**, 127588–127631.
- 2 M. Jabłońska and L. Chmielarz, *Zesz. Nauk.*, 2013, **7**, 7–23.
- 3 T. Boningari and P. G. Smirniotis, *Curr. Opin. Chem. Eng.*, 2016, **13**, 133–141.
- 4 C. Rusznak, S. Jenkins, P. R. Mills, R. J. Sapsford, J. L. Devalia and R. J. Davies, *Rev. Fr. d'Allergologie d'Immunologie Clin.*, 1998, **38**, S80–S90.
- 5 X. Wang, Y. Xu, Z. Zhao, J. Liao, C. Chen and Q. Li, *Fuel*, 2021, **305**, 121482–121501.
- 6 T. Andana, K. G. Rappé, F. Gao, J. Szanyi, X. Pereira-Hernandez and Y. Wang, *Appl. Catal., B*, 2021, 120054–120079.
- 7 Y. Zeng, K.-G. Haw, Y. Wang, S. Zhang, Z. Wang, Q. Zhong and S. Kawi, *ChemCatChem*, 2021, **13**, 491–505.
- 8 M. Iwamoto, H. Furukawa, Y. Mine, F. Uemura, S. Mikuriya and S. Kagawa, *J. Chem. Soc., Chem. Commun.*, 1986, 1272–1273.
- 9 A. Wang, Y. Chen, E. D. Walter, N. M. Washton, D. Mei, T. Varga, Y. Wang, J. Szanyi, Y. Wang, C. H. F. Peden and F. Gao, *Nat. Commun.*, 2019, **10**, 1–10.
- 10 Q. Ye, L. Wang and R. T. Yang, *Appl. Catal., A*, 2012, **427**, 24–34.
- 11 J. H. Kwak, R. G. Tonkyn, D. H. Kim, J. Szanyi and C. H. F. Peden, *J. Catal.*, 2010, **275**, 187–190.
- 12 D. W. Fickel and R. F. Lobo, *J. Phys. Chem. C*, 2010, **114**, 1633–1640.
- 13 C. Baerlocher, L. B. McCusker and D. H. Olson, *Atlas of zeolite framework types*, Elsevier, 2007, pp. 96–97.





- 14 S. Prodinge, M. A. Derewinski, Y. Wang, N. M. Washton, E. D. Walter, J. Szanyi, F. Gao, Y. Wang and C. H. F. Peden, *Appl. Catal., B*, 2017, **201**, 461–469.
- 15 S. I. Zones, *US Pat.* 4544538, 1985.
- 16 B. Chen, R. Xu, R. Zhang and N. Liu, *Environ. Sci. Technol.*, 2014, **48**, 13909–13916.
- 17 R. Xu, R. Zhang, N. Liu, B. Chen and S. Zhang Qiao, *ChemCatChem*, 2015, **7**, 3842–3847.
- 18 X. Wang, Q. Wu, C. Chen, S. Pan, W. Zhang, X. Meng, S. Maurer, M. Feyen, U. Müller and F.-S. Xiao, *Chem. Commun.*, 2015, **51**, 16920–16923.
- 19 D. W. Fickel, E. D'Addio, J. A. Lauterbach and R. F. Lobo, *Appl. Catal., B*, 2011, **102**, 441–448.
- 20 J. H. Kwak, D. Tran, S. D. Burton, J. Szanyi, J. H. Lee and C. H. F. Peden, *J. Catal.*, 2012, **287**, 203–209.
- 21 S. J. Schmiege, S. H. Oh, C. H. Kim, D. B. Brown, J. H. Lee, C. H. F. Peden and D. H. Kim, *Catal. Today*, 2012, **184**, 252–261.
- 22 Y. Shan, J. Du, Y. Zhang, W. Shan, X. Shi, Y. Yu, R. Zhang, X. Meng, F.-S. Xiao and H. He, *Natl. Sci. Rev.*, 2021, **8**, nwab010.
- 23 J. Wang, H. Zhao, G. Haller and Y. Li, *Appl. Catal., B*, 2017, **202**, 346–354.
- 24 F. Gao and F. Peden, *Catalysts*, 2018, **18**, 140–163.
- 25 A. M. Beale, F. Gao, I. Lezcano-Gonzalez, C. H. F. Peden and J. Szanyi, *Chem. Soc. Rev.*, 2015, **44**, 7371–7405.
- 26 Y. Xin, Q. Li and Z. Zhang, *ChemCatChem*, 2018, **10**, 29–41.
- 27 S. Zhang, L. Pang, Z. Chen, S. Ming, Y. Dong, Q. Liu, P. Liu, W. Cai and T. Li, *Appl. Catal., A*, 2020, **607**, 117855–117876.
- 28 J. H. Kwak, H. Zhu, J. H. Lee, C. H. F. Peden and J. Szanyi, *Chem. Commun.*, 2012, **48**, 4758–4760.
- 29 F. Giordanino, P. N. R. Vennestrom, L. F. Lundegaard, F. N. Stappen, S. Mossin, P. Beato, S. Bordiga and C. Lamberti, *Dalton Trans.*, 2013, **42**, 12741–12761.
- 30 X. Wang, Y. Xu, M. Qin, Z. Zhao, X. Fan and Q. Li, *J. Colloid Interface Sci.*, 2022, **622**, 1–10.
- 31 S. T. Korhonen, D. W. Fickel, R. F. Lobo, B. M. Weckhuysen and A. M. Beale, *Chem. Commun.*, 2011, **47**, 800–802.
- 32 F. Gao, E. D. Walter, E. M. Karp, J. Luo, R. G. Tonkyn, J. H. Kwak, J. Szanyi and C. H. F. Peden, *J. Catal.*, 2013, **300**, 20–29.
- 33 Y. J. Kim, J. K. Lee, K. M. Min, S. B. Hong, I.-S. Nam and B. K. Cho, *J. Catal.*, 2014, **311**, 447–457.
- 34 A. Godiksen, F. N. Stappen, P. N. R. Vennestrom, F. Giordanino, S. B. Rasmussen, L. F. Lundegaard and S. Mossin, *J. Phys. Chem. C*, 2014, **118**, 23126–23138.
- 35 G. Centi and S. Perathoner, *Appl. Catal., A*, 1995, **132**, 179–259.
- 36 S. A. Bates, A. A. Verma, C. Paolucci, A. A. Parekh, T. Anggara, A. Yezerets, W. F. Schneider, J. T. Miller, W. N. Delgass and F. H. Ribeiro, *J. Catal.*, 2014, **312**, 87–97.
- 37 A. A. Verma, S. A. Bates, T. Anggara, C. Paolucci, A. A. Parekh, K. Kamasamudram, A. Yezerets, J. T. Miller, W. N. Delgass, W. F. Schneider and F. H. Ribeiro, *J. Catal.*, 2014, **312**, 179–190.
- 38 M. Jabłońska, *ChemCatChem*, 2020, **12**, 4490–4500.
- 39 J. Dědeček, B. Wichterlova and P. Kubat, *Microporous Mesoporous Mater.*, 1999, **32**, 63–74.
- 40 M. Zamadics, X. Chen and L. Kevan, *J. Phys. Chem.*, 1992, **96**, 2652–2657.
- 41 X. Yang, Z. Wu, M. Moses-Debusk, D. R. Mullins, S. M. Mahurin, R. A. Geiger, M. Kidder and C. K. Narula, *J. Phys. Chem. C*, 2012, **116**, 23322–23331.
- 42 T. Zhang, J. Li, J. Liu, D. Wang, Z. Zhao, K. Cheng and J. Li, *AIChE J.*, 2015, **61**, 3825–3837.
- 43 Y. Wang, L. Xie, F. Liu and W. Ruan, *J. Environ. Sci.*, 2019, **81**, 195–204.
- 44 Y. Yue, B. Liu, P. Qin, N. Lv, T. Wang, X. Bi, H. Zhu, P. Yuan, Z. Bai, Q. Cui and X. Bao, *Chem. Eng. J.*, 2020, **398**, 125515–125527.
- 45 J. Du, J. Wang, X. Shi, Y. Shan, Y. Zhang and H. He, *Catalysts*, 2020, **10**, 1375–1389.
- 46 Z. Wang, X. Xu, Y. Zhu, H. He, N. Wang, X. Yang and L. Liu, *Microporous Mesoporous Mater.*, 2022, **333**, 111720–111729.
- 47 S. Zhang, J. Chen, Y. Meng, L. Pang, Y. Guo, Z. Luo, Y. Fang, Y. Dong, W. Cai and T. Li, *Appl. Surf. Sci.*, 2022, **571**, 151328–151341.
- 48 D. He, Z. Wang, D. Deng, S. Deng, H. He and L. Liu, *Mol. Catal.*, 2020, **484**, 110738–110748.
- 49 F. Gao, N. M. Washton, Y. Wang, M. Kollár, J. Szanyi and C. H. F. Peden, *J. Catal.*, 2015, **331**, 25–38.
- 50 Z. Liu, T. Wakihara, K. Oshima, D. Nishioka, Y. Hotta, S. P. Elangovan, Y. Yanaba, T. Yoshikawa, W. Chaikittisilp, T. Matsuo, T. Takewaki and T. Okubo, *Angew. Chem.*, 2015, **127**, 5775–5779.
- 51 F. Gao, D. Mei, Y. Wang, J. Szanyi and C. H. F. Peden, *J. Am. Chem. Soc.*, 2017, **139**, 4935–4942.
- 52 S. Dahlin, J. Englund, H. Malm, M. Feigel, B. Westerberg, F. Regali, M. Skoglundh and L. J. Pettersson, *Catal. Today*, 2021, **360**, 326–339.
- 53 A. R. Fahami, T. Günter, D. E. Doronkin, M. Casapu, D. Zengel, T. H. Vuong, M. Simon, F. Breher, A. V. Kucherov, A. Brückner and J.-D. Grunwaldt, *React. Chem. Eng.*, 2019, **4**, 1000–1018.
- 54 F. Gao, E. D. Walter, M. Kollar, Y. Wang, J. Szanyi and C. H. F. Peden, *J. Catal.*, 2014, **319**, 1–14.
- 55 M. Rutkowska, I. Pacia, S. Basağ, A. Kowalczyk, Z. Piwowarska, K. A. Duda Michałand Tarach, K. Góra-Marek, M. Michalik, U. Díaz and L. Chmielarz, *Microporous Mesoporous Mater.*, 2017, **246**, 193–206.
- 56 R. S. R. Suharbiansah, K. Pyra, M. Liebau, D. Poppitz, K. Góra-Marek, R. Gläser and M. Jabłońska, *Microporous Mesoporous Mater.*, 2022, **334**, 111793–111804.
- 57 M. Jabłońska, K. Góra-Marek, M. Grilc, P. C. Bruzzese, D. Poppitz, K. Pyra, M. Liebau, A. Pöpl, B. Likozar and R. Gläser, *Catalysts*, 2021, **11**, 843–870.
- 58 R. Oord, I. C. Ten Have, J. M. Arends, F. C. Hendriks, J. Schmidt, I. Lezcano-Gonzalez and B. M. Weckhuysen, *Catal. Sci. Technol.*, 2017, **7**, 3851–3862.
- 59 G. Wu, S. Liu, Z. Chen, Q. Yu, Y. Chu, H. Xiao, H. Peng, D. Fang, S. Deng and Y. Chen, *J. Taiwan Inst. Chem. Eng.*, 2022, **134**, 104355–104367.



- 60 H. Jiang, B. Guan, X. Peng, R. Zhan, H. Lin and Z. Huang, *Chem. Eng. J.*, 2020, **379**, 122358–122373.
- 61 L. Ren, L. Zhu, C. Yang, Y. Chen, Q. Sun, H. Zhang, C. Li, F. Nawaz, X. Meng and F.-S. Xiao, *Chem. Commun.*, 2011, **47**, 9789–9791.
- 62 R. Martínez-Franco, M. Moliner, J. R. Thogersen and A. Corma, *ChemCatChem*, 2013, **5**, 3316–3323.
- 63 C. Fan, Z. Chen, L. Pang, S. Ming, X. Zhang, K. B. Albert, P. Liu, H. Chen and T. Li, *Appl. Catal., A*, 2018, **550**, 256–265.
- 64 J. Han, X. Jin, C. Song, Y. Bi, Q. Liu, C. Liu, N. Ji, X. Lu, D. Ma and Z. Li, *Green Chem.*, 2020, **22**, 219–229.
- 65 J. Feng, D. Shi, Z. Xu, J. Wang, Y. Wang and X. Li, *Russ. J. Phys. Chem. A*, 2020, **94**, 1797–1803.
- 66 B. Liu, N. Lv, C. Wang, H. Zhang, Y. Yue, J. Xu, X. Bi and X. Bao, *Chin. J. Chem. Eng.*, 2022, **41**, 329–341.
- 67 L. Xie, F. Liu, L. Ren, X. Shi, F.-S. Xiao and H. He, *Environ. Sci. Technol.*, 2014, **48**, 566–572.
- 68 L. Ma, Y. Cheng, G. Cavataio, R. W. McCabe, L. Fu and J. Li, *Chem. Eng. J.*, 2013, **225**, 323–330.
- 69 Y. Xi, C. Su, N. A. Ottinger and Z. G. Liu, *Appl. Catal., B*, 2021, **284**, 119749–119759.
- 70 Y. Xi, N. A. Ottinger, C. J. Keturakis and Z. G. Liu, *Appl. Catal., B*, 2021, **294**, 120245–120257.
- 71 Z. Chen, C. Bian, Y. Guo, L. Pang and T. Li, *ACS Catal.*, 2021, **11**, 12963–12976.
- 72 D. J. Deka, R. Daya, A. Ladshaw, D. Trandal, S. Y. Joshi and W. P. Partridge, *Appl. Catal., B*, 2022, **309**, 121233–121248.
- 73 Y. Ma, Z. Shao, X. Wu, Y. Gao, B. Jin, R. Ran, Z. Si, Z. Li and D. Weng, *React. Chem. Eng.*, 2022, DOI: [10.1039/d2re00140c](https://doi.org/10.1039/d2re00140c).
- 74 J. Luo, H. An, K. Kamasamudram, N. Currier, A. Yezerets, T. Watkins and L. Allard, *SAE Int. J. Engines*, 2015, **8**, 1181–1186.
- 75 J. Luo, D. Wang, A. Kumar, J. Li, K. Kamasamudram, N. Currier and A. Yezerets, *Catal. Today*, 2016, **267**, 3–9.
- 76 L. Ma, W. Su, Z. Li, J. Li, L. Fu and J. Hao, *Catal. Today*, 2015, **245**, 16–21.
- 77 F. Gao, Y. Wang, N. M. Washton, M. Kollar, J. Szanyi and C. H. F. Peden, *ACS Catal.*, 2015, **5**, 6780–6791.
- 78 T. Ryu, H. Kim and S. B. Hong, *Appl. Catal., B*, 2019, **245**, 513–521.
- 79 R. Oord, J. E. Schmidt and B. M. Weckhuysen, *Catal. Sci. Technol.*, 2018, **8**, 1028–1038.
- 80 S. Han, J. Cheng, C. Zheng, Q. Ye, S. Cheng, T. Kang and H. Dai, *Appl. Surf. Sci.*, 2017, **419**, 382–392.
- 81 J. Wang, L. Shao, C. Wang, J. Wang, M. Shen and W. Li, *J. Catal.*, 2018, **367**, 221–228.
- 82 Z. Zhao, R. Yu, R. Zhao, C. Shi, H. Gies, F.-S. Xiao, D. De Vos, T. Yokoi, X. Bao, U. Kolb, M. Feyen, R. McGuire, S. Maurer, A. Moini, U. Müller and W. Zhang, *Appl. Catal., B*, 2017, **217**, 421–428.
- 83 Y. Zhang, Y. Peng, J. Li, K. Groden, J.-S. McEwen, E. D. Walter, Y. Chen, Y. Wang and F. Gao, *ACS Catal.*, 2020, **10**, 9410–9419.
- 84 J. Liang, Y. Mi, G. Song, H. Peng, Y. Li, R. Yan, W. Liu, Z. Wang, P. Wu and F. Liu, *J. Hazard. Mater.*, 2020, **398**, 122986–122998.
- 85 Z. Liu, B. Guan, H. Jiang, Y. Wei, X. Wu, J. Zhou, H. Lin and Z. Huang, *New J. Chem.*, 2022, **46**, 13593–13608.
- 86 J. Zhang, J. Liang, H. Peng, Y. Mi, P. Luo, H. Xu, M. He and P. Wu, *Appl. Catal., B*, 2021, **292**, 120163–120175.
- 87 Y. Ma, S. Cheng, X. Wu, T. Ma, L. Liu, B. Jin, M. Liu, J. Liu, R. Ran, Z. Si and D. Weng, *J. Catal.*, 2022, **405**, 199–211.
- 88 Y. Cui, Y. Wang, E. D. Walter, J. Szanyi, Y. Wang and F. Gao, *Catal. Today*, 2020, **339**, 233–240.
- 89 D. Yao, B. Liu, F. Wu, Y. Li, X. Hu, W. Jin and X. Wang, *Ind. Eng. Chem. Res.*, 2021, **60**, 10083–10093.
- 90 H. Lee, I. Song, S. W. Jeon and D. H. Kim, *J. Phys. Chem. Lett.*, 2021, **12**, 3210–3216.
- 91 J. Song, Y. Wang, E. D. Walter, N. M. Washton, D. Mei, L. Kovarik, M. H. Engelhard, S. Prodingler, Y. Wang, C. H. F. Peden and F. Gao, *ACS Catal.*, 2017, **7**, 8214–8227.
- 92 Y. Shan, X. Shi, J. Du, Z. Yan, Y. Yu and H. He, *Ind. Eng. Chem. Res.*, 2019, **58**, 5397–5403.
- 93 H. Al Jabri, K. Miyake, K. Ono, M. Nakai, R. Inoue, Y. Hirota, Y. Uchida, Y. Wang, T. Nishitoba, T. Yokoi, T. Ohnishi, M. Ogura and N. Nishiyama, *Microporous Mesoporous Mater.*, 2020, **297**, 109780–109786.
- 94 A. Wang, Y. Wang, E. D. Walter, N. M. Washton, Y. Guo, G. Lu, C. H. F. Peden and F. Gao, *Catal. Today*, 2019, **320**, 91–99.
- 95 Z. Chen, C. Fan, L. Pang, S. Ming, P. Liu and T. Li, *Appl. Catal., B*, 2018, **237**, 116–127.
- 96 A. Guo, K. Xie, H. Lei, V. Rizzotto, L. Chen, M. Fu, P. Chen, Y. Peng, D. Ye and U. Simon, *Environ. Sci. Technol.*, 2021, **55**, 12619–12629.
- 97 H. Zhao, X. Wu, Z. Huang, H. Shen, J. Dong, X. Li and G. Jing, *Energy Fuels*, 2022, **36**, 2712–2721.
- 98 H. Zhao, M. Lin, Y. Wang and J. Zheng, *RSC Adv.*, 2021, **11**, 33334–33343.
- 99 M. Chen, Y. Wei, J. Han, W. Yan and J. Yu, *Mater. Chem. Front.*, 2021, **5**, 7787–7795.
- 100 M.-J. Han, Y.-L. Jiao, C.-H. Zhou, Y.-L. Guo, Y. Guo, G.-Z. Lu, L. Wang and W.-C. Zhan, *Rare Met.*, 2019, **38**, 210–220.
- 101 Z. Zhao, R. Yu, C. Shi, H. Gies, F.-S. Xiao, D. De Vos, T. Yokoi, X. Bao, U. Kolb, R. McGuire, A.-N. Parvulescu, S. Maurer, U. Müller and W. Zhang, *Catal. Sci. Technol.*, 2019, **9**, 241–251.
- 102 Y. Cui, Y. Wang, D. Mei, E. D. Walter, N. M. Washton, J. D. Holladay, Y. Wang, J. Szanyi, C. H. F. Peden and F. Gao, *J. Catal.*, 2019, **378**, 363–375.
- 103 F. Martinovic, F. A. Deorsola, M. Armandi, B. Bonelli, R. Palkovits, S. Bensaid and R. Pirone, *Appl. Catal., B*, 2021, **282**, 119536–119549.
- 104 T. Usui, Z. Liu, S. Ibe, J. Zhu, C. Anand, H. Igarashi, N. Onaya, Y. Sasaki, Y. Shiramata, T. Kusamoto and T. Wahikara, *ACS Catal.*, 2018, **8**, 9165–9173.
- 105 K. Xie, K. Leistner, K. Wijayanti, A. Kumar, K. Kamasamudram and L. Olsson, *Catal. Today*, 2017, **297**, 46–52.
- 106 H. Jiang, B. Guan, H. Lin and Z. Huang, *Fuel*, 2019, **255**, 115587–115604.
- 107 H. Zhao, L. Han, Y. Wang and J. Zheng, *Catalysts*, 2021, **11**, 796–806.



- 108 H. Zhao, Y. Zhao, M. Liu, X. Li, Y. Ma, X. Yong, H. Chen and Y. Li, *Appl. Catal., B*, 2019, **252**, 230–239.
- 109 R. Xu, Z. Wang, N. Liu, C. Dai, J. Zhang and B. Chen, *ACS Catal.*, 2020, **10**, 6197–6212.
- 110 Y. Shan, J. Du, Y. Yu, W. Shan, X. Shi and H. He, *Appl. Catal., B*, 2020, **266**, 118655–118667.
- 111 X. Wang, Y. Sun, F. Han and Y. Zhao, *J. Environ. Chem. Eng.*, 2022, 107888–107898.
- 112 S. Shwan, M. Skoglundh, L. F. Lundegaard, R. R. Tiruvalam, T. V. W. Janssens, A. Carlsson and P. N. R. Vennestrøm, *ACS Catal.*, 2015, **5**, 16–19.
- 113 A. K. S. Clemens, A. Shishkin, P.-A. Carlsson, M. Skoglundh, F. J. Martínez-Casado, Z. Matej, O. Balmes and H. Harelind, *ACS Catal.*, 2015, **5**, 6209–6218.
- 114 L. Xie, F. Liu, X. Shi, F.-S. Xiao and H. He, *Appl. Catal., B*, 2015, **179**, 206–212.
- 115 D. Wang, F. Gao, C. H. F. Peden, J. Li, K. Kamasamudram and W. S. Epling, *ChemCatChem*, 2014, **6**, 1579–1583.
- 116 Y. Yamasaki, N. Tsunooji, Y. Takamitsu, M. Sadakane and T. Sano, *Microporous Mesoporous Mater.*, 2016, **223**, 129–139.
- 117 J. Han, A. Wang, G. Isapour, H. Harelind, M. Skoglundh, D. Creaser and L. Olsson, *Ind. Eng. Chem. Res.*, 2021, **60**, 17826–17839.
- 118 B. Peng, K. G. Rappé, Y. Cui, F. Gao, J. Szanyi, M. J. Olszta, E. D. Walter, Y. Wang, J. D. Holladay and R. A. Goffe, *Appl. Catal., B*, 2020, **263**, 118359–118370.
- 119 L. Xie, F. Liu, K. Liu, X. Shi and H. He, *Catal. Sci. Technol.*, 2014, **4**, 1104–1110.
- 120 M. Jabłońska, *Mol. Catal.*, 2022, **518**, 112111–112132.
- 121 P. N. R. Vennestrøm, L. F. Lundegaard, C. Tyrsted, D. A. Bokarev, A. I. Mytareva, G. N. Baeva, A. Y. Stakheev and T. V. W. Janssens, *Top. Catal.*, 2019, **62**, 100–107.
- 122 Y. Ma, S. Cheng, X. Wu, Y. Shi, L. Cao, L. Liu, R. Ran, Z. Si, J. Liu and D. Weng, *ACS Catal.*, 2019, **9**, 6962–6973.
- 123 J. Luo, F. Gao, K. Kamasamudram, N. Currier, C. H. F. Peden and A. Yezerets, *J. Catal.*, 2017, **348**, 291–299.
- 124 M. Nielsen, R. Y. Brogaard, H. Falsig, P. Beato, O. Swang and S. Svelle, *ACS Catal.*, 2015, **5**, 7131–7139.
- 125 K. Ehrhardt, M. Suckow and W. Lutz, in *Studies in Surface Science and Catalysis*, Elsevier, 1995, vol. 94, pp. 179–186.
- 126 T. Usui, Z. Liu, H. Igarashi, Y. Sasaki, Y. Shiramata, H. Yamada, K. Ohara, T. Kusamoto and T. Wakihara, *ACS Omega*, 2019, **4**, 3653–3659.
- 127 F. Gao and J. Szanyi, *Appl. Catal., A*, 2018, **560**, 185–194.
- 128 R. Zhang, J.-S. McEwen, M. Kollár, F. Gao, Y. Wang, J. Szanyi and C. H. F. Peden, *ACS Catal.*, 2014, **4**, 4093–4105.
- 129 J. E. Schmidt, R. Oord, W. Guo, J. D. Poplawsky and B. M. Weckhuysen, *Nat. Commun.*, 2017, **8**, 1–8.
- 130 C. Fan, Z. Chen, L. Pang, S. Ming, C. Dong, K. B. Albert, P. Liu, J. Wang, D. Zhu, H. Chen and T. Li, *Chem. Eng. J.*, 2018, **334**, 344–354.
- 131 R. Zhang, Y. Li and T. Zhen, *RSC Adv.*, 2014, **4**, 52130–52139.
- 132 M. Chen, J. Li, W. Xue, S. Wang, J. Han, Y. Wei, D. Mei, Y. Li and J. Yu, *J. Am. Chem. Soc.*, 2022, **144**, 12816–12824.
- 133 Y. Wang, X. Shi, Y. Shan, J. Du, K. Liu and H. He, *Ind. Eng. Chem. Res.*, 2020, **59**, 6416–6423.
- 134 J. M. González and A. L. Villa, *Catal. Lett.*, 2021, **151**, 3011–3019.
- 135 Y. Ma, H. Zhao, C. Zhang, Y. Zhao, H. Chen and Y. Li, *Catal. Today*, 2020, **355**, 627–634.
- 136 L. Sun, M. Yang, L. Cao, Y. Cao, S. Xu, D. Zhu, P. Tian and Z. Liu, *Microporous Mesoporous Mater.*, 2020, **309**, 110585–110595.
- 137 Y. Jangjou, Q. Do, Y. Gu, L.-G. Lim, H. Sun, D. Wang, A. Kumar, J. Li, L. C. Grabow and W. S. Epling, *ACS Catal.*, 2018, **8**, 1325–1337.
- 138 L. Xu, C. Wang, H. Chang, Q. Wu, T. Zhang and J. Li, *Environ. Sci. Technol.*, 2018, **52**, 7064–7071.
- 139 K. Wijayanti, K. Leistner, S. Chand, A. Kumar, K. Kamasamudram, N. W. Currier, A. Yezerets and L. Olsson, *Catal. Sci. Technol.*, 2016, **6**, 2565–2579.
- 140 Y. Jangjou, D. Wang, A. Kumar, J. Li and W. S. Epling, *ACS Catal.*, 2016, **6**, 6612–6622.
- 141 R. Yu, Z. Zhao, S. Huang and W. Zhang, *Appl. Catal., B*, 2020, **269**, 118825–118833.
- 142 Q. Liu, Z. Fu, L. Ma, H. Niu, C. Liu, J. Li and Z. Zhang, *Appl. Catal., A*, 2017, **547**, 146–154.
- 143 X. Li, J. Feng, Z. Xu, J. Wang, Y. Wang and W. Zhao, *React. Kinet., Mech. Catal.*, 2019, **128**, 163–174.
- 144 X. Liu, Y. Li and R. Zhang, *RSC Adv.*, 2015, **5**, 85453–85459.
- 145 C. Yin, P. Cheng, X. Li and R. T. Yang, *Catal. Sci. Technol.*, 2016, **6**, 7561–7568.
- 146 L. Xie, C. Liu, Y. Deng, F. Liu and W. Ruan, *Ind. Eng. Chem. Res.*, 2022, **61**, 8698–8707.
- 147 R. G. Silver, M. O. Stefanick and B. I. Todd, *Catal. Today*, 2008, **136**, 28–33.
- 148 O. Kröcher and M. Elsener, *Appl. Catal., B*, 2008, **77**, 215–227.
- 149 H.-W. Jen, J. W. Girard, G. Cavataio and M. J. Jagner, *SAE Int. J. Fuels Lubr.*, 2009, **1**, 1553–1559.
- 150 I. Lezcano-Gonzalez, U. Deka, H. E. Van Der Bij, P. Paalanen, B. Arstad, B. M. Weckhuysen and A. M. Beale, *Appl. Catal., B*, 2014, **154**, 339–349.
- 151 G. Cavataio, J. R. Warner, J. W. Girard, J. Ura, D. Dobson and C. K. Lambert, *SAE Int. J. Fuels Lubr.*, 2009, **2**, 342–368.
- 152 Y. Kakiuchi, T. Tanigawa, N. Tsunooji, Y. Takamitsu, M. Sadakane and T. Sano, *Appl. Catal., A*, 2019, **575**, 204–213.
- 153 V. Mesilov, S. Dahlin, S. L. Bergman, S. Xi, J. Englund, H. Malm, L. J. Pettersson and S. L. Bernasek, *J. Phys. Chem. C*, 2022, **126**, 3385–3396.
- 154 K. Xie, J. Woo, D. Bernin, A. Kumar, K. Kamasamudram and L. Olsson, *Appl. Catal., B*, 2019, **241**, 205–216.
- 155 A. Wang, K. Xie, D. Bernin, A. Kumar, K. Kamasamudram and L. Olsson, *Appl. Catal., B*, 2020, **269**, 118781–118793.
- 156 N. Zhang, L. Li, Y. Guo, J. He, R. Wu, L. Song, G. Zhang, J. Zhao, D. Wang and H. He, *Appl. Catal., B*, 2020, **270**, 118860–118876.
- 157 W. Hu, F. Gramigni, N. D. Nasello, N. Usberti, U. Iacobone, S. Liu, I. Nova, X. Gao and E. Tronconi, *ACS Catal.*, 2022, **12**, 5263–5274.



## Review

- 158 Y. Liu, W. Xue, S. Seo, X. Tan, D. Mei, C. Liu, I.-S. Nam and S. B. Hong, *Appl. Catal., B*, 2021, **294**, 120244–120252.
- 159 H. Lee, I. Song, S. W. Jeon and D. H. Kim, *Catal. Sci. Technol.*, 2021, **11**, 4838–4848.
- 160 H. Lee, R. J. G. Nuguid, S. W. Jeon, H. S. Kim, K. H. Hwang, O. Kröcher, D. Ferri and D. H. Kim, *Chem. Commun.*, 2022, **58**, 6610–6613.
- 161 C. Paolucci, I. Khurana, A. A. Parekh, S. Li, A. J. Shih, H. Li, J. R. Di Iorio, J. D. Albarracin-Caballero, A. Yezerets, J. T. Miller, W. N. Delgass, F. H. Ribeiro, W. F. Schneider and R. Gounder, *Science*, 2017, **357**, 898–903.
- 162 Y. Zhang, J. Zhang, H. Wang, W. Yang, C. Wang, Y. Peng, J. Chen, J. Li and F. Gao, *J. Phys. Chem. C*, 2022, **126**, 8720–8733.
- 163 W. Hu, T. Selleri, F. Gramigni, E. Fenes, K. R. Rout, S. Liu, I. Nova, D. Chen, X. Gao and E. Tronconi, *Angew. Chem., Int. Ed.*, 2021, **60**, 7197–7204.
- 164 W. Hu, U. Iacobone, F. Gramigni, Y. Zhang, X. Wang, S. Liu, C. Zheng, I. Nova, X. Gao and E. Tronconi, *ACS Catal.*, 2021, **11**, 11616–11625.
- 165 K. A. Tarach, M. Jabłońska, K. Pyra, M. Liebau, B. Reiprich, R. Gläser and K. Góra-Marek, *Appl. Catal., B*, 2021, **284**, 119752–119768.
- 166 L. Chen, T. V. W. Janssens, P. N. R. Vennestrøm, J. Jansson, M. Skoglundh and H. Grönbeck, *ACS Catal.*, 2020, **10**, 5646–5656.
- 167 L. Chen, H. Falsig, T. V. W. Janssens and H. Grönbeck, *J. Catal.*, 2018, **358**, 179–186.
- 168 N. Usberti, F. Gramigni, N. D. Nasello, U. Iacobone, T. Selleri, W. Hu, S. Liu, X. Gao, I. Nova and E. Tronconi, *Appl. Catal., B*, 2020, **279**, 119397–119409.
- 169 F. Gramigni, N. D. Nasello, N. Usberti, U. Iacobone, T. Selleri, W. Hu, S. Liu, X. Gao, I. Nova and E. Tronconi, *ACS Catal.*, 2021, **11**, 4821–4831.
- 170 Y. Feng, T. V. W. Janssens, P. N. R. Vennestrøm, J. Jansson, M. Skoglundh and H. Grönbeck, *J. Phys. Chem. C*, 2021, **125**, 4595–4601.
- 171 B. Liu, D. Yao, F. Wu, L. Wei, X. Li and X. Wang, *Ind. Eng. Chem. Res.*, 2019, **58**, 20516–20527.
- 172 L. Wei, D. Yao, F. Wu, B. Liu, X. Hu, X. Li and X. Wang, *Ind. Eng. Chem. Res.*, 2019, **58**, 3949–3958.
- 173 A. J. Shih, J. M. González, I. Khurana, L. P. Ramírez, A. Peña L, A. Kumar and A. L. Villa, *ACS Catal.*, 2021, **11**, 10362–10376.
- 174 J. H. Kwak, D. Tran, J. Szanyi, C. H. F. Peden and J. H. Lee, *Catal. Lett.*, 2012, **142**, 295–301.
- 175 N. Lv, Ch. Sun, X. Wang, Ch. Wang, Y. Yue and X. Bao, *Inorg. Chem. Front.*, 2022, **9**, 1300–1313.
- 176 G. M. Psfogiannakis, J. F. McCleerey, E. Jaramillo and A. C. T. Van Duin, *J. Phys. Chem. C*, 2015, **119**, 6678–6686.
- 177 F. Göttl, A. M. Love and I. Hermans, *J. Phys. Chem. C*, 2017, **121**, 6160–6169.
- 178 J.-S. McEwen, T. Anggara, W. F. Schneider, V. F. Kispersky, J. T. Miller, W. N. Delgass and F. H. Ribeiro, *Catal. Today*, 2012, **184**, 129–144.
- 179 L. Chen, H. Falsig, T. V. W. Janssens, J. Jansson, M. Skoglundh and H. Grönbeck, *Catal. Sci. Technol.*, 2018, **8**, 2131–2136.
- 180 C. Paolucci, A. A. Parekh, I. Khurana, J. R. Di Iorio, H. Li, J. D. Albarracin Caballero, A. J. Shih, T. Anggara, W. N. Delgass, J. T. Miller, F. H. Ribeiro, R. Gounder and W. F. Schneider, *J. Am. Chem. Soc.*, 2016, **138**, 6028–6048.
- 181 S. H. Krishna, C. B. Jones, J. T. Miller, F. H. Ribeiro and R. Gounder, *J. Phys. Chem. Lett.*, 2020, **11**, 5029–5036.
- 182 A. Martini, C. Negri, L. Bugarin, G. Deplano, R. K. Abasabadi, K. A. Lomachenko, T. V. W. Janssens, S. Bordiga, G. Berlier and E. Borfecchia, *J. Phys. Chem. Lett.*, 2022, **13**, 6164–6170.
- 183 C. Negri, T. Selleri, E. Borfecchia, A. Martini, K. A. Lomachenko, T. V. W. Janssens, M. Cutini, S. Bordiga and G. Berlier, *J. Am. Chem. Soc.*, 2020, **142**, 15884–15896.
- 184 A. Oda, H. Shionoya, Y. Hotta, T. Takewaki, K. Sawabe and A. Satsuma, *ACS Catal.*, 2020, **10**, 12333–12339.
- 185 R. Daya, D. Trandal, U. Menon, D. J. Deka, W. P. Partridge and S. Y. Joshi, *ACS Catal.*, 2022, **12**, 6418–6433.
- 186 T. Zhang, H. Chang, Y. You, C. Shi and J. Li, *Environ. Sci. Technol.*, 2018, **52**, 4802–4808.
- 187 T. Yu, J. Wang, Y. Huang, M. Shen, W. Li and J. Wang, *ChemCatChem*, 2014, **6**, 2074–2083.
- 188 M. Jabłońska and R. Palkovits, *Appl. Catal., B*, 2016, **181**, 332–351.
- 189 L. Chmielarz and M. Jabłońska, *RSC Adv.*, 2015, **5**, 43408–43431.
- 190 M. Jabłońska, *Molecules*, 2021, **26**, 6461–6485.
- 191 K. Leistner, O. Mihai, K. Wijayanti, A. Kumar, K. Kamasamudram, N. W. Currier, A. Yezerets and L. Olsson, *Catal. Today*, 2015, **258**, 49–55.
- 192 L. Olsson, K. Wijayanti, K. Leistner, A. Kumar, S. Y. Joshi, K. Kamasamudram, N. W. Currier and A. Yezerets, *Appl. Catal., B*, 2015, **174**, 212–224.
- 193 J. Guo, W. Yang, Y. Zhang, L. Gan, C. Fan, J. Chen, Y. Peng and J. Li, *Catal. Commun.*, 2020, **135**, 105751–105756.
- 194 M. Jabłońska and A. Mollá Robles, *Materials*, 2022, **15**, 4770–4794.
- 195 H. Wang, R. Xu, Y. Jin and R. Zhang, *Catal. Today*, 2019, 295–307.
- 196 S. Shrestha, M. P. Harold, K. Kamasamudram, A. Kumar, L. Olsson and K. Leistner, *Catal. Today*, 2016, **267**, 130–144.
- 197 P. S. Dhillon, M. P. Harold, D. Wang, A. Kumar and S. Y. Joshi, *Catal. Today*, 2021, **360**, 426–434.
- 198 P. S. Dhillon, M. P. Harold, D. Wang, A. Kumar and S. Y. Joshi, *React. Chem. Eng.*, 2019, **4**, 1103–1115.
- 199 Y. Liao, H. Xu, Z. Li, L. Ji, L. Wang, G. Gao, W. Huang, Z. Qu and N. Yan, *J. Phys. Chem. C*, 2021, **125**, 17031–17041.
- 200 A. K. Datye and M. Votsmeier, *Nat. Mater.*, 2021, **20**, 1049–1059.

