



Cite this: *Chem. Sci.*, 2019, 10, 2767

All publication charges for this article have been paid for by the Royal Society of Chemistry

Received 24th November 2018
Accepted 15th January 2019

DOI: 10.1039/c8sc05237a

rsc.li/chemical-science

Perfluoroalkylative pyridylation of alkenes via 4-cyanopyridine-boryl radicals†

Jia Cao,^{ac} Guoqiang Wang,^a Liuzhou Gao,^a Hui Chen,^a Xueting Liu,^a Xu Cheng^b and Shuhua Li^{ib}*^a

A metal-free and photo-free method for the perfluoroalkylative pyridylation of alkenes has been developed via a combination of computational and experimental studies. Density functional theory calculations and control experiments indicate that the homolysis of R_f-X (X = Br, I) bonds by the 4-cyanopyridine-boryl radicals *in situ* generated from 4-cyanopyridine and B₂pin₂ is the key step. Sequential addition of R_f radicals to alkenes and the selective cross-coupling of the resulting alkyl radicals and 4-cyanopyridine-boryl radicals gives alkene difunctionalization products with a quaternary carbon center. This method exhibits a broad substrate scope and good functional group compatibility.

Introduction

Difunctionalization of C=C bonds is a powerful strategy for the construction of complex compounds with various functional groups.¹ In particular, building two C-C bonds tandemly in a single step is highly deserved in terms of structure diversity, step and atom economy. Incorporation of a perfluoroalkyl group in this tandem reaction would be attractive with potential applications in medicinal chemistry, agrochemistry, materials science.² Along this line, radical-mediated perfluoroalkylative difunctionalization of alkenes, through transition-metal catalysis,³ photoredox catalysis,⁴ or visible-light activation of electron donor-acceptor (EDA) complexes,⁵ has played privileged roles in these transformations (Scheme 1, up). Developing a metal- and photo-free method for difunctionalization of alkenes remains an important synthetic goal.

Pyridine skeletons are often served as “privileged” scaffolds in drug design and discovery.⁶ Radical pyridylation is a useful synthetic methodology for the synthesis of value-added pyridine derivatives, due to the good functional group tolerance and broad substrate scope of these methods.⁷ The challenge is how to tune the reactivity and selectivity of various radicals in a system. The direct hydroarylation of alkenes with pyridines

has also been investigated by transition-metal catalysts.⁸ However, the simultaneous introduction of the pyridine moiety and other functional groups to alkenes has been rarely reported, which might be attributed to the low reactivity and site-selectivity of the pyridine group.⁹ Herein, we describe a metal- and photo-free protocol for perfluoroalkylative pyridylation of alkenes, which is mediated by *in situ* 4-cyanopyridine-boryl radicals (Scheme 1, down).

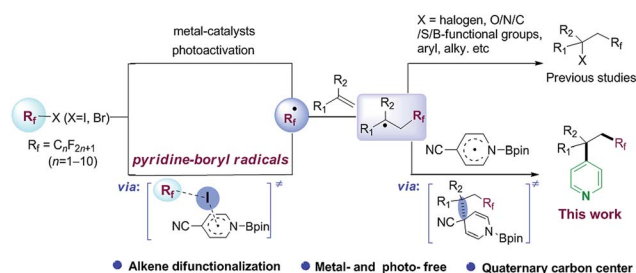
Our investigation began with the ¹⁹F NMR observation of heating the mixture of perfluorobutyl iodide **1a**, 4-cyanopyridine and B₂pin₂ at 80 °C (Scheme 2a, see details in ESI†), based on previous report that pyridine-stabilized boryl radical could be easily derived from 4-cyanopyridine and diboranes.¹⁰ It was found that the ¹⁹F NMR chemical shift at ~60 ppm (which corresponds to the signal of -CF₂I group) disappeared, implying that the formation of the perfluorobutyl radical might be induced by the 4-cyanopyridine-boryl radicals. The perfluorobutyl radical could be trapped by 1,1-diphenylethene in the presence of 4-cyanopyridine, perfluorooctyl iodide **1g**, B₂pin₂, and 1,4-dihydromesitylene (as a hydrogen source) under the similar conditions (Scheme 2b). These results indicated that the 4-cyanopyridine-boryl radicals can activate the perfluoroalkyl iodides to generate perfluoroalkyl radicals. Inspired

^aKey Laboratory of Mesoscopic Chemistry of Ministry of Education, Institute of Theoretical and Computational Chemistry, School of Chemistry and Chemical Engineering, Nanjing University, Nanjing, 210093, P. R. China. E-mail: shuhua@nju.edu.cn

^bInstitute of Chemistry and Biomedical Sciences, Jiangsu Key Laboratory of Advanced Organic Material, School of Chemistry and Chemical Engineering, Nanjing University, Nanjing, 210093, P. R. China

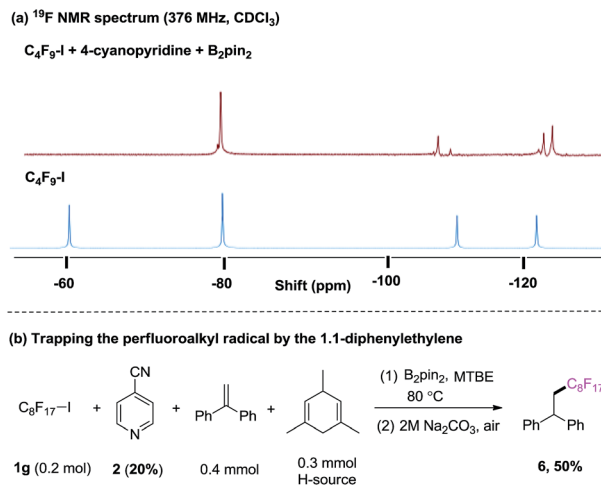
^cShaanxi Key Laboratory of Chemical Reaction Engineering, School of Chemistry and Chemical Engineering, Yan'an University, Yan'an 716000, P. R. China

† Electronic supplementary information (ESI) available. See DOI: 10.1039/c8sc05237a



Scheme 1 Alkene perfluoroalkylation.



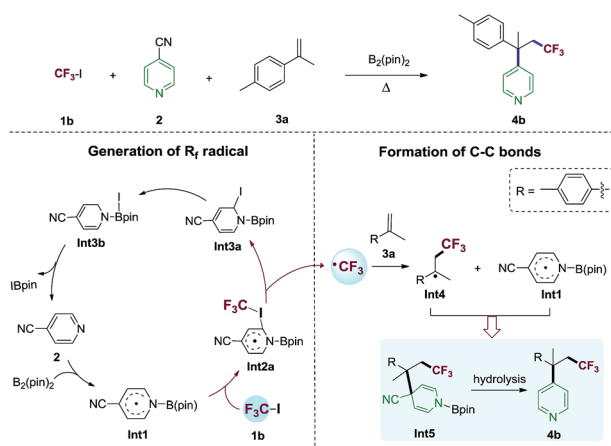


Scheme 2 (a) 4-cyanopyridine boryl radicals-mediated C–I bond homolysis of perfluoroalkyl iodide **1a** monitored by ^{19}F NMR; (b) radical trapping experiment.

by this observation and recent progress from Studer¹¹ and Liu¹² groups that $\text{R}_f\text{-X}$ ($\text{X} = \text{I}, \text{Br}$) reagents can act as inexpensive perfluoroalkyl radical precursor for difunctionalization of alkenes, we envisioned that the perfluoroalkyl radical generated from homolysis of perfluoroalkyl halides $\text{R}_f\text{-X}$ ($\text{X} = \text{I}, \text{Br}$) promoted by 4-cyanopyridine-boryl radicals might be trapped by alkenes, and selective cross-coupling of the resulting alkyl radicals with the persistent 4-cyanopyridine-boryl radicals might lead to the perfluoroalkylative pyridylation of alkenes (Scheme 1, down).¹³

Results and discussion

The proposed reaction mechanism of the alkene perfluoroalkylative pyridylation was postulated in Scheme 3. The following steps may be involved: (1) 4-cyanopyridine-boryl radicals (**Int1**) are generated from the homolytic cleavage of the B–B bond of B_2pin_2 by 4-cyanopyridine; (2) **Int1** activates the



Scheme 3 Proposed 4-cyanopyridine-boryl radicals-mediated alkene difunctionalization.

C–I bond of CF_3I (**1b**) to produce the CF_3 radical and **Int3a**, and regenerate 4-cyanopyridine; (3) CF_3 radical adds to 4-methylisopropenylbenzene (**3a**), forming a new alkyl radical (**Int4**); (4) the selective cross-coupling of **Int1** and **Int4** by persistent radical effect,¹⁴ yields the intermediate **Int5**, which is hydrolysed to give the alkene perfluoroalkylation product **4b**. Notably, **Int1** not only catalyze the C–I bond homolysis of perfluoroalkyl halides $\text{R}_f\text{-X}$ ($\text{X} = \text{I}, \text{Br}$), but also serves as the pyridine precursor.

To verify whether the proposed mechanism is thermodynamically or kinetically feasible, we performed DFT calculations with the M06-2X¹⁵ functional to explore the free energy profile of the proposed mechanism for the model reaction of **1b** and **3a** in the presence of **Int1** as a reactive intermediate. The reaction mechanism of generating **Int1** was reported in our previous works.^{10c,d,j,k} The calculated free energy profile and transition state structures are listed in Fig. 1 (the optimized structures of all minimum species are shown in Fig. S1†). First, the association between the iodine atom of **1b** and the carbon atom at the C2 position of the radical **Int1** forms an encounter complex (**Int2a**), which is endergonic by 7.2 kcal mol⁻¹. Then, the transfer of the iodine atom from **1b** to **Int1** to give the CF_3 radical and **Int3a** involves a barrier of 32.6 kcal mol⁻¹ (*via* **TS1**) and is endergonic by 20.2 kcal mol⁻¹ (relative to the isolated reactants **Int1** and **1b**). It should be mentioned that the homolytic dissociation energy of C–I bond in CF_3I is 49.1 kcal mol⁻¹. These results indicate that the homolysis of C–I bond in CF_3I is indeed assisted by **Int1**. Subsequently, CF_3 radical adds to the alkene **3a** to generate a new alkyl radical **Int4** *via* **TS2**, being exothermic by 11.3 kcal mol⁻¹ with a barrier of 29.2 kcal mol⁻¹ (with respect to the separated reactants **Int1**, **3a** and **1b**). Finally, the C–C coupling between **Int1** and **Int4** produces an intermediate **Int5** through **TS3** with a barrier of 6.8 kcal mol⁻¹ (relative to **Int4** and **Int1**), and the whole process is exothermic by 30.1 kcal mol⁻¹ (with respect to the reactants **Int1**, **1b** and **3a**). In addition, the hydrolysis of the intermediate **Int5** will produce the final product **4b**. The results indicate that the proposed alkene perfluoroalkylation is thermodynamically favorable. Alternatively, the C–I bond homolysis by the 4-cyanopyridine-boryl radicals at the C4 position is also investigated (shown in Fig. S2†). This process is endergonic by 31.0 kcal mol⁻¹, with a barrier of 37.7 kcal mol⁻¹ (relative to **Int1** and **1b**), suggesting that the pathway is less favorable. Furthermore, we also calculate the isomerization reaction of **Int3a** (see Fig. S3†). Starting from **Int3a**, the intramolecular migration of the iodine atom from C2 atom to B atom *via* **TS4**, could yield another isomer **Int3b**, which further proceeds through the breaking of the B–N bond (*via* **TS5**) to regenerate 4-cyanopyridine. Overall, the rate-determining barrier height of this process is 10.1 kcal mol⁻¹ and endergonic by 2.9 kcal mol⁻¹ (relative to **Int3a**), indicating that the C–I bond homolysis is a catalytic process by 4-cyanopyridine. Moreover, our calculations suggest that the direct single electron transfer (SET) process between 4-cyanopyridine-boryl radicals and CF_3I is highly endergonic by 60.0 kcal mol⁻¹ (see Fig. S4†). Thus, the SET mechanism is unlikely responsible for the generation of the perfluoroalkyl radicals in the reaction.

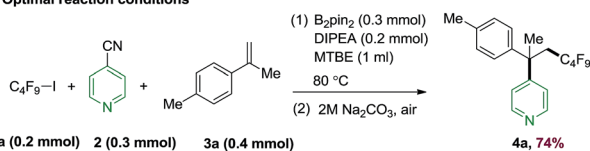




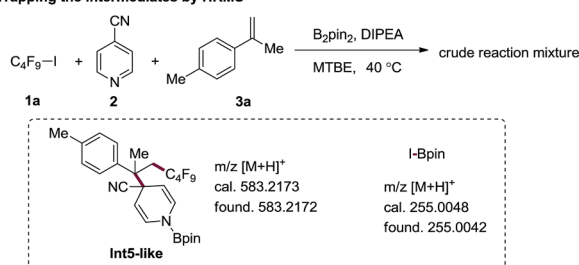
Fig. 1 Computed Gibbs free energy profile of the alkene carbopyridylation via 4-cyanopyridine boryl radicals. The optimized structures of transition states are also displayed. Interatomic distances are in Å.

Based on the predicted reactivity, we first examined the proposed alkene difunctionalization using 4-cyanopyridine, perfluorobutyl iodide **1a**, 4-methylisopropenylbenzene **3a** as model substrates. The optimization details are given in ESI.† We found that the desired product could be obtained in 74% yield at 80 °C in the presence of B_2pin_2 with *N,N*-diisopropylethylamine (DIPEA) as additives (Scheme 4a). Control experiments suggest that this transformation occurs *via* a thermally induced process, as decreased yield was observed at lower

(a) Optimal reaction conditions



(b) Trapping the intermediates by HRMS

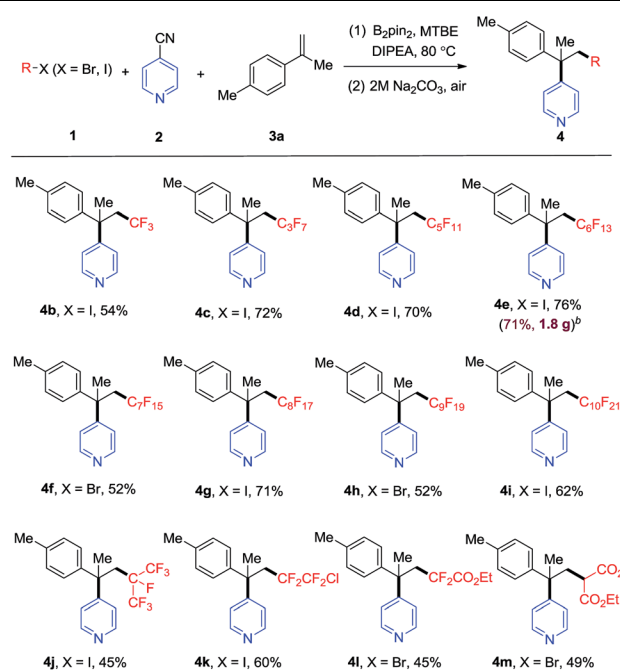


Scheme 4 Control experiments.

temperatures. The requirement of a relatively high temperature (80 °C) are in qualitative accord with the DFT results discussed above. Moreover, the generation of intermediates **Int3a** (or its isomer **Int3b**), and the compound **7-like** (from the addition of **Int1** and the perfluorobutyl radical) in the presence of **1a**, 4-cyanopyridine and B_2pin_2 under the standard conditions were confirmed by high resolution mass spectroscopy (HRMS) experiments, which provide direct evidence on the C–I homolysis mechanism of **1a** *via* 4-cyanopyridine-boryl radicals (see Fig. S5 and S6†). In addition, the intermediacy of the cross-coupling intermediate **Int5-like** as well as the by-product I-Bpin could be detected by the HRMS analysis of the reaction mixture of the perfluorobutyl, 4-cyanopyridine and 4-methylisopropenylbenzene **3a** under the standard conditions (Scheme 4b, Fig. S7 and S8†). Finally, the addition of the perfluoroalkyl radical to alkenes could be further confirmed by a radical clock experiment using vinyl cyclopropane **3r** as the substrate (see Fig. S9† for details). In combination, the studies revealed an unique strategy for the generation of perfluoroalkyl radicals and for subsequent perfluoroalkylative pyridylation of alkenes using the inexpensive 4-cyanopyridine/ B_2pin_2 system.

Then, we examined the substrate scope of the carbon radical precursor with 4-methylisopropenylbenzene **3a** as the radical acceptor (see Table 1). With perfluoroalkyl iodides ($C_nF_{2n+1}-I$), the corresponding α -perfluoroalkyl- β -pyridylation product could be obtained in moderate to good yields (**4a–4e**, **4g**, **4i**).

Table 1 Substrate scope for the radical precursor^a

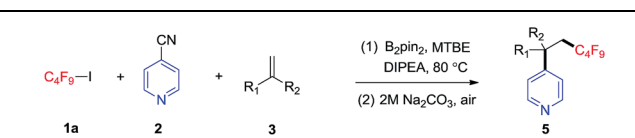


^a Reaction conditions: **1** (0.2 mmol), $B_2(pin)_2$ (0.3 mmol), 4-cyanopyridine **2** (0.3 mmol), 4-methylisopropenylbenzene **3a** (0.4 mmol), MTBE (1.0 mL), DIPEA (0.2 mmol), 24 h, 80 °C. Isolated yield. ^b 5 mmol scale. **1e** (7.5 mmol), $B_2(pin)_2$ (7.5 mmol), 4-cyanopyridine (7.5 mmol), MTBE (15.0 mL), DIPEA (5.0 mmol), 24 h, 80 °C. Me = methyl, Et = ethyl.

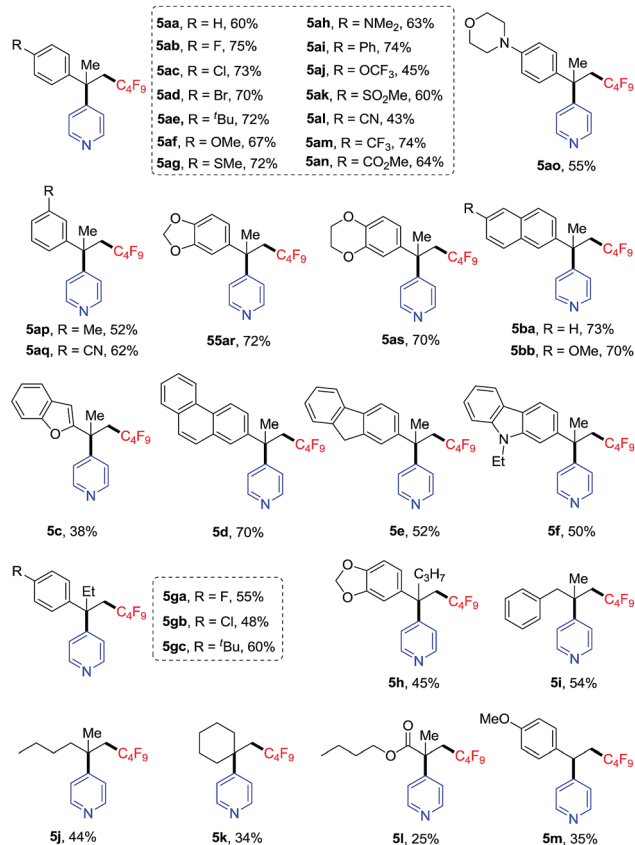


Notably, the sterically congested substrate, perfluoro-isopropyl iodide, reacted smoothly to afford the desired product in moderate yield (**4j**, 45%). 1-Chlorotetrafluoro-2-iodoethane

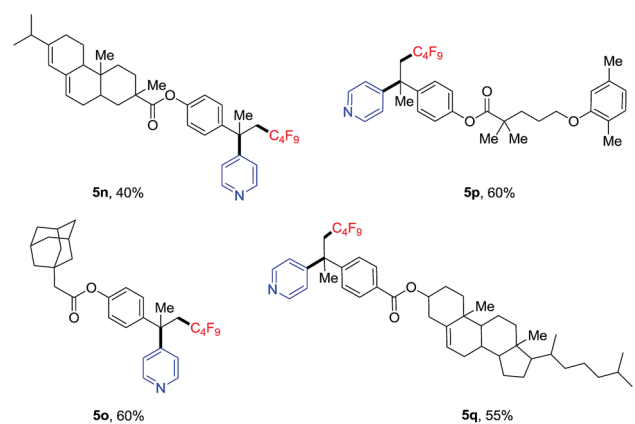
Table 2 Substrate scope for the alkenes^a



Alkenes



Late stage of drug and natural product related molecules



^a Reaction conditions: **1a** (0.2 mmol), B₂(pin)₂ (0.3 mmol), 4-cyanopyridine (0.3 mmol), alkene (0.4 mmol), MTBE (1.0 mL), DIPEA (0.2 mmol), 24 h, 80 °C. Isolated yield. Me = methyl, Et = ethyl, ^tBu = *tert*-butyl.

could also be converted into the desired product **4k** in good yield *via* the selective cleavage of C–I bond. For the perfluoroalkyl bromides, the desired products (**4f**, **4h**, **4l**, **4m**) could be formed in moderate yields under the standard conditions. The reaction of C₆F₁₃I, 4-cyanopyridine and alpha-methyl styrene on a 5 mmol scale in the presence of B₂pin₂ readily afforded **4e** in 71% yield (1.8 g).

Next, the substrate scope of alkenes was evaluated. As shown in Table 2, alpha-methyl styrene bearing a variety of functional groups (such as Br, MeS, CF₃O, MeSO₂, CN, CF₃, CO₂Me *etc.*) on the phenyl rings, were well compatible with this protocol, offering corresponding carbopyridylation products with quaternary carbon center (**5aa–5as**) in moderate to good yields (43–74%). Alpha-methyl naphthalenes also reacted to provide the desired products in good yields (**5ba**, 73% and **5bb**, 70%). Furthermore, other alpha-methyl arylethene containing fused heterocycles, such as benzofuran, phenanthrene, fluorene and carbazole, could be converted into the corresponding products **5c–5f** in moderate to good yields. The reactions of more sterically congested alpha-ethyl and -propyl styrenes provided the desired products (**5ga–5h**) in moderate yields. In addition, 1,1-disubstituted unactivated alkenes could also smoothly transform into the corresponding products (**5i–5k**, 45–54% yields). However, the reactions of methacrylate and 4-methoxystyrene only afforded the carbopyridylation products **5l** and **5m** in lower yields. With internal alkenes as substrates, no corresponding carbopyridylation products can be detected under standard conditions. Our DFT calculations suggest that the barrier heights for the addition of trifluoromethyl radical to internal alkene or terminal monosubstituted styrene are higher than that of disubstituted styrene by 1.2–3.4 kcal mol^{−1} (see Table S1†). This result may be responsible for the experimental facts described above. Thus, internal alkenes or terminal monosubstituted styrenes are not suitable for the present transformation.

Both pyridine and perfluoroalkyl groups are prevalent motifs in drugs and natural products. The simultaneous incorporation of these two groups into bioactive molecules might improve their properties, such as reactivity and metabolic stability and selectivity.^{2,6} As illustrated in Table 2, four complicated alkene substrates derived from abietic acid, gemfibrozil, 1-adamantaneacetic acid, and cholesterol, readily underwent the carbopyridylation to give products **5n–5q** in moderate to good yields.

Conclusions

In summary, we reported a metal- and photo-free synthetic method for perfluoroalkylative pyridylation of alkenes. Density functional theory calculations and control experiments indicate the *in situ* prepared 4-cyanopyridine-boryl radicals from 4-cyanopyridine and B₂(pin)₂, which not only activates the C–I bond homolysis but also serves as a pyridine precursor, play a key role in this transformation. A high functional group tolerance and broad substrate scope were achieved. This method provides a scalable and operationally simple protocol for difunctionalization of alkenes with inexpensive 4-cyanopyridine/B₂(pin)₂.



reagents. We anticipated that the present approach would be useful for the construction of molecules with complexity and late stage modification of drugs and natural products.

Conflicts of interest

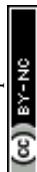
There are no conflicts to declare.

Acknowledgements

This work was supported by the National Natural Science Foundation of China (Grants No. 21833002, No. 21673110, and No. 21572099), and China Postdoctoral Science Foundation (Grant No. 2017M620198). All calculations in this work have been done on the IBM Blade cluster system in the High Performance Computing Center of Nanjing University.

Notes and references

- For selected examples on the difunctionalization of alkenes, see: (a) R. I. McDonald, G. Liu and S. S. Stahl, *Chem. Rev.*, 2011, **111**, 2981; (b) R. M. Romero, T. H. Woste and K. Muniz, *Chem.-Asian J.*, 2014, **9**, 972; (c) G. Yin, X. Mu and G. Liu, *Acc. Chem. Res.*, 2016, **49**, 2413; (d) A. Lerchen, T. Knecht, C. G. Daniliuc and F. Glorius, *Angew. Chem., Int. Ed.*, 2016, **55**, 15166; (e) L. Pitzer, F. Sandfort, F. Strieth-Kalthoff and F. Glorius, *J. Am. Chem. Soc.*, 2017, **139**, 13652; (f) A. Tlahuext-Aca, R. A. Garza-Sanchez and F. Glorius, *Angew. Chem., Int. Ed.*, 2017, **56**, 3708; (g) X. W. Lan, N. X. Wang and Y. L. Xing, *Eur. J. Org. Chem.*, 2017, 5821; (h) T. Koike and M. Akita, *Chem*, 2018, **4**, 409; (i) X. Li, P. H. Chen and G. S. Liu, *Beilstein J. Org. Chem.*, 2018, **14**, 1813; (j) J. S. Zhang, L. Liu, T. Q. Chen and L. B. Han, *Chem.-Asian J.*, 2018, **13**, 2277; (k) A. Tlahuext-Aca, R. A. Garza-Sanchez, M. Schafer and F. Glorius, *Org. Lett.*, 2018, **20**, 1546.
- (a) J. A. Ma and D. Cahard, *Chem. Rev.*, 2004, **104**, 6119; (b) W. K. Hagmann, *J. Med. Chem.*, 2008, **51**, 4359; (c) P. Jeschke, *ChemBioChem*, 2004, **5**, 570; (d) A. Studer, *Angew. Chem., Int. Ed.*, 2012, **51**, 8950; (e) T. Liang, C. N. Neumann and T. Ritter, *Angew. Chem., Int. Ed.*, 2013, **52**, 8214; (f) H. Egami and M. Sodeoka, *Angew. Chem., Int. Ed.*, 2014, **53**, 8294; (g) E. Merino and C. Nevado, *Chem. Soc. Rev.*, 2014, **43**, 6598; (h) T. Koike and M. Akita, *Acc. Chem. Res.*, 2016, **49**, 1937; (i) S. Barata-Vallejo, M. Victoria Cooke and A. Postigo, *ACS Catal.*, 2018, **8**, 7287; (j) D. E. Yerien, S. Barata-Vallejo and A. Postigo, *Chem.-Eur. J.*, 2017, **23**, 1; (k) H.-X. Song, Q.-Y. Han, C.-L. Zhao and C.-P. Zhang, *Green Chem.*, 2018, **20**, 1662; (l) X. Zhao, H. Y. Tu, L. Guo, S. Zhu, F. L. Qing and L. L. Chu, *Nat. Commun.*, 2018, **9**, 3488.
- (a) F. Wang, D. H. Wang, X. Mu, P. H. Chen and G. S. Liu, *J. Am. Chem. Soc.*, 2014, **136**, 10202; (b) Y. B. Dudkina, T. V. Gryaznova, Y. N. Osin, V. V. Salnikov, N. A. Davydov, S. V. Fedorenko, A. R. Mustafina, D. A. Vicic, O. G. Sinyashina and Y. H. Budnikovaa, *Dalton Trans.*, 2015, **44**, 8833; (c) M. Y. Fu, L. Chen, Y. P. Jiang, Z. X. Jiang and Z. G. Yang, *Org. Lett.*, 2016, **18**, 348; (d) S. Kawamura and M. Sodeoka, *Angew. Chem., Int. Ed.*, 2016, **55**, 8740; (e) L. Li, Q. S. Gu, N. Wang, P. Song, Z. L. Li, X. H. Li, F. L. Wang and X. Y. Liu, *Chem. Commun.*, 2017, **53**, 4038; (f) W. L. Deng, Y. J. Li, Y. G. Li and H. L. Bao, *Synthesis*, 2018, **50**, 2974; (g) G. J. Wua and A. J. Wangelin, *Chem. Sci.*, 2018, **9**, 1795.
- (a) A. Carboni, G. Dagousset, E. Magnier and G. Masson, *Chem. Commun.*, 2014, **50**, 14197; (b) T. Koike and M. Akita, *Top. Catal.*, 2014, **57**, 967; (c) A. J. Vázquez and N. S. Nudelman, *ARKIVOC*, 2015, **5**, 190; (d) B.-V. Sebastián, E. Y. Damian, L. Beatriz and P. Al, *Curr. Org. Chem.*, 2016, **202**, 2838; (e) T. Chatterjee, N. Iqbal, Y. You and E. J. Cho, *Acc. Chem. Res.*, 2016, **49**, 2284; (f) X. Y. Sun, W. M. Wang, Y. L. Li, J. Ma and S. Y. Yu, *Org. Lett.*, 2016, **18**, 4638; (g) Y. X. Wang, J. H. Wang, G. X. Li, G. He and G. Chen, *Org. Lett.*, 2017, **19**, 1442; (h) D. P. Tiwari, S. Dabral, J. Wen, J. Wiesenthal, S. Terhorst and C. Bolm, *Org. Lett.*, 2017, **19**, 4295; (i) Y. Xu, Z. Wu, J. X. Jiang, Z. F. Ke and C. Zhu, *Angew. Chem., Int. Ed.*, 2017, **56**, 4545; (j) X. Y. Geng, F. Lin, X. Y. Wang and N. Jiao, *Org. Lett.*, 2017, **19**, 4738; (k) W. G. Kong, H. J. An and Q. L. Song, *Chem. Commun.*, 2017, **53**, 8968; (l) X. J. Tang and A. Studer, *Chem. Sci.*, 2017, **8**, 6888; (m) M. Alkan-Zambada and X. Hu, *Organometallics*, 2018, **37**, 3928; (n) R. Beniazza, L. Remisse, D. Jardel, D. Lastécouères and J. M. Vincent, *Chem. Commun.*, 2018, **54**, 7451; (o) H. B. Wang and N. T. Jui, *J. Am. Chem. Soc.*, 2018, **140**, 163.
- (a) Y. Z. Cheng and S. Y. Yu, *Org. Lett.*, 2016, **18**, 2962; (b) I. Behrends, S. Bähr and C. Czekelius, *Chem.-Eur. J.*, 2016, **22**, 17177; (c) H. Jiang, Y. He, Y. Z. Cheng and S. Y. Yu, *Org. Lett.*, 2017, **19**, 1240; (d) S. F. Zhou, T. Song, H. Chen, Z. L. Liu, H. G. Shen and C. Z. Li, *Org. Lett.*, 2017, **19**, 698; (e) E. Valverde, S. Kawamura, D. Sekinea and M. Sodeoka, *Chem. Sci.*, 2018, **9**, 7115.
- (a) M. Schlosser, *Angew. Chem., Int. Ed.*, 2006, **45**, 5432; (b) V. Komanduri, C. D. Grant and M. J. Krische, *J. Am. Chem. Soc.*, 2008, **130**, 12592; (c) E. Vitaku, D. T. Smith and J. Njardarson, *J. Med. Chem.*, 2014, **57**, 10257; (d) K. N. Lee, Z. Lei and M. Y. Ngai, *J. Am. Chem. Soc.*, 2017, **139**, 5003.
- (a) A. McNally, C. K. Prier and D. W. C. MacMillan, *Science*, 2011, **334**, 1114; (b) M. T. Pirnot, D. A. Rankic, D. B. C. Martin and D. W. C. MacMillan, *Science*, 2013, **339**, 1593; (c) K. Qvortrup, D. A. Rankic and D. W. C. MacMillan, *J. Am. Chem. Soc.*, 2014, **136**, 626; (d) J. D. Cuthbertson and D. W. C. MacMillan, *Nature*, 2015, **519**, 74; (e) J. Streuff and A. Gansäuer, *Angew. Chem., Int. Ed.*, 2015, **54**, 14232; (f) J. P. Goddard, C. Ollivier and L. Fensterbank, *Acc. Chem. Res.*, 2016, **49**, 1924; (g) F. Lima, M. A. Kabeshov, D. N. Tran, C. Battilocchio, J. Sedelmeier, G. Sedelmeier, B. Schenkel and S. V. Ley, *Angew. Chem., Int. Ed.*, 2016, **55**, 14085; (h) M. Yan, J. L. C. Lo, J. T. Edwards and P. S. Baran, *J. Am. Chem. Soc.*, 2016, **138**, 12692; (i) J. Xuan and A. Studer, *Chem. Soc. Rev.*, 2017, **46**, 4329; (j) J. M. Smith, S. J. Harwood and P. S. Baran, *Acc. Chem. Res.*, 2018, **51**, 1807.



- 8 (a) M. D. Hill, *Chem.–Eur. J.*, 2010, **16**, 12052; (b) T. Andou, Y. Saga, H. Komai, S. Matsunaga and M. Kanai, *Angew. Chem., Int. Ed.*, 2013, **52**, 3213; (c) G. Y. Song, W. W. N. O and Z. M. Hou, *J. Am. Chem. Soc.*, 2014, **136**, 12209; (d) D. E. Stephens and O. V. Larionov, *Tetrahedron*, 2015, **71**, 8683; (e) X. S. Ma and S. B. Herzon, *J. Am. Chem. Soc.*, 2016, **138**, 8718; (f) R. B. Hu, S. Sun and Y. Su, *Angew. Chem., Int. Ed.*, 2017, **56**, 10877; (g) A. J. Boyington, M.-L. Y. Riu and N. T. Jui, *J. Am. Chem. Soc.*, 2017, **139**, 6582; (h) R. A. Aycock, D. B. Vogt and N. T. Jui, *Chem. Sci.*, 2017, **8**, 7998; (i) A. Kundu, M. Inoue, H. Nagae, H. Tsurugi and K. Mashima, *J. Am. Chem. Soc.*, 2018, **140**, 7332; (j) Q. Sun, P. Chen, Y. Wang, Y. Luo, D. Yuan and Y. Y. Yao, *Inorg. Chem.*, 2018, **57**, 11788; (k) W. Zhou, T. Miura and M. Murakami, *Angew. Chem., Int. Ed.*, 2018, **57**, 5139; (l) C. P. Seath, D. B. Vogt, Z. Xu, A. J. Boyington and N. T. Jui, *J. Am. Chem. Soc.*, 2018, **140**, 15525.
- 9 (a) Y. Nakao, Y. Y. Yamada, N. Kashihara and T. Hiyama, *J. Am. Chem. Soc.*, 2010, **132**, 13666; (b) Y. X. Li, G. D. Deng and X. M. Zeng, *Organometallics*, 2016, **35**, 747.
- 10 (a) T. Ohmura, Y. Morimasa and M. Suginome, *J. Am. Chem. Soc.*, 2015, **137**, 2852; (b) E. C. Neeve, S. J. Geier, I. A. I. Mkhaliid, S. A. Westcott and T. B. Marder, *Chem. Rev.*, 2016, **116**, 9091; (c) G. Wang, H. Zhang, J. Zhao, W. Li, J. Cao, C. Zhu and S. Li, *Angew. Chem., Int. Ed.*, 2016, **55**, 5985; (d) G. Wang, J. Cao, L. Gao, W. Chen, W. Huang, X. Cheng and S. Li, *J. Am. Chem. Soc.*, 2017, **139**, 3904; (e) W. M. Cheng, R. Shang, B. Zhao, W. L. Xing and Y. Fu, *Org. Lett.*, 2017, **19**, 4291; (f) L. Zhang and L. Jiao, *J. Am. Chem. Soc.*, 2017, **139**, 607; (g) L. Candish, M. Teders and F. Glorius, *J. Am. Chem. Soc.*, 2017, **139**, 7440; (h) A. B. Cuenca, R. Shishido, H. Ito and E. Fernández, *Chem. Soc. Rev.*, 2017, **46**, 415; (i) G. B. Yan, D. Huang and X. Wu, *Adv. Synth. Catal.*, 2018, **360**, 1040; (j) J. Cao, G. Wang, L. Gao, X. Cheng and S. Li, *Chem. Sci.*, 2018, **9**, 3664; (k) L. Gao, G. Wang, J. Cao, D. Yuan, W. Chen, X. Cheng, X. W. Guo and S. Li, *Chem. Commun.*, 2018, **54**, 11534.
- 11 (a) Y. Cheng, C. Mück-Lichtenfeld and A. Studer, *J. Am. Chem. Soc.*, 2018, **140**, 6221; (b) X. J. Tang and A. Studer, *Angew. Chem., Int. Ed.*, 2017, **56**, 1.
- 12 (a) L. Fu, S. Zhou, X. L. Wan, P. H. Chen and G. S. Liu, *J. Am. Chem. Soc.*, 2018, **140**, 10965; (b) L. Q. Wu, F. Wang, X. L. Wan, D. H. Wang, P. H. Chen and G. S. Liu, *J. Am. Chem. Soc.*, 2017, **139**, 2904.
- 13 During the preparation of this manuscript, Chu and Hong groups reported an intermolecular carbopyridylation of alkenes *via* visible-light-induced radical coupling using Togni's reagent or CF₃SO₂Na: (a) D. Chen, L. Xu, T. Y. Long, S. G. Zhu, J. Yang and L. L. Chu, *Chem. Sci.*, 2018, **9**, 9012; (b) Y. T. He, D. Kang, I. Kima and S. Hong, *Green Chem.*, 2018, **20**, 5209. Different from a photoinduced process in these two papers, our method represents a thermally induced perfluoroalkylative pyridylation of alkenes mediated by the *in situ* generated 4-cyanopyridine-boryl radicals from 4-cyanopyridine and B₂pin₂.
- 14 For reviews on the persistent radical effect, see: (a) H. Fischer, *Chem. Rev.*, 2001, **101**, 3581; (b) A. Studer, *Chem.–Eur. J.*, 2001, **7**, 1159; (c) A. Studer, *Chem. Soc. Rev.*, 2004, **33**, 267; (d) A. Studer and D. P. Curran, *Angew. Chem., Int. Ed.*, 2016, **55**, 58.
- 15 (a) Y. Zhao, N. E. Schultz and D. G. Truhlar, *J. Chem. Theory Comput.*, 2006, **2**, 364; (b) Y. Zhao and D. G. Truhlar, *J. Chem. Phys.*, 2006, **125**, 194101; (c) Y. Zhao and D. G. Truhlar, *J. Phys. Chem. A*, 2006, **110**, 13126.

