

Cite this: *Sustainable Energy Fuels*,  
2025, 9, 3780

# Navigating the challenges of global NO<sub>x</sub> emissions throughout the energy transition: state of play and outlook

Josh Leverett,<sup>a</sup> William Hadinata Lie,<sup>a</sup> Muhammad Haider Ali Khan,<sup>a</sup> Zhipeng Ma,<sup>a</sup> Rahman Daiyan <sup>\*b</sup> and Rose Amal <sup>\*a</sup>

Global nitrogen oxide (NO<sub>x</sub>) emissions have surged over the past fifty years, contributing to pollution problems such as surface-level smog. Primarily produced during the combustion of fuels, NO<sub>x</sub> emissions are challenging to fully mitigate across various industries due to regulatory gaps and inefficient, costly abatement technologies. This perspective provides an overview of NO<sub>x</sub> emissions, and details the significant increase in emissions that could occur with the shift to renewable fuels such as hydrogen and ammonia. A summary of key incumbent and emerging post-combustion NO<sub>x</sub> abatement technologies is provided, with costs of treatment in the range of \$2–8 per kg NO<sub>x</sub>. Finally, the existing NO<sub>x</sub> regulatory landscape is reviewed, underscoring the critical need for stringent and global emission limits, particularly when certifying and regulating renewable and low-carbon fuels. To attain net-zero emission targets, regulations must evolve alongside innovative NO<sub>x</sub> abatement technologies that address the shortcomings of current solutions.

Received 24th December 2024  
Accepted 19th May 2025

DOI: 10.1039/d4se01806k

rsc.li/sustainable-energy

## 1 Introduction

Nitrogen oxides (NO<sub>x</sub>), primarily referring to nitric oxide (NO) and nitrogen dioxide (NO<sub>2</sub>), are a class of toxic, highly reactive gases produced during the high-temperature ignition of fuels, either from the fixation of nitrogen in the combusting air (such as in the combustion of diesel, known as thermal NO<sub>x</sub>) or from the fuel itself (such as in the combustion of coal or ammonia, known as fuel NO<sub>x</sub>).<sup>1</sup> Nitrogen oxides are primarily emitted from the exhaust of motor vehicles and stationary engines such as electricity generators, as a byproduct of manufacturing and refining plants, and from agriculture and waste. NO<sub>x</sub> emissions can lead to global cooling effects (through the destruction of methane) or warming effects similar to those of other greenhouse gases (GHGs), depending on the chemical and physical characteristics of the local atmosphere.<sup>2</sup> For example, at altitudes of 5–14 km, the global warming potential, GWP (the potential to warm the planet compared to an equivalent mass of carbon dioxide) of NO<sub>x</sub> is positive, peaking at a considerable GWP of ~70 at an altitude of 10 km, highlighting the importance of abating NO<sub>x</sub> emissions from the aviation sector.<sup>3</sup> NO<sub>x</sub> emissions can also lead to ground-level ozone formation through reactions with volatile organic compounds (VOCs), which form smog in major cities around the world, causing

damage to the human respiratory tract and increasing vulnerability and severity of asthma and respiratory illnesses.<sup>4</sup> NO<sub>x</sub> emissions also result in acid rain, causing the acidification of soil and waterways, damaging agricultural crops and natural environments.<sup>5</sup>

Nitrous oxide (N<sub>2</sub>O) is occasionally included under the NO<sub>x</sub> umbrella; around 75% of N<sub>2</sub>O emissions occur from soils and agriculture, with only minor contributions from industry (including from the production of adipic acid and nitric acid) and stationary combustion (typically from large coal-fired power plants).<sup>6</sup> N<sub>2</sub>O is a potent GHG, with a significant GWP of 265.<sup>7</sup> Notably, excess use of ammonium and nitrate-based fertilizers leads to the production of N<sub>2</sub>O by soil microbes, highlighting the importance of abating aqueous NO<sub>2</sub><sup>-</sup> and NO<sub>3</sub><sup>-</sup> waste emissions.<sup>8</sup> Moreover, N<sub>2</sub>O can be formed as a byproduct of industrial NO<sub>x</sub> abatement processes such as selective catalytic reduction (SCR), requiring significant research in order to optimize abatement systems to meet future emission legislations.<sup>9</sup>

Global NO<sub>x</sub> emissions have risen from 70 to over 100 megatonnes per annum (Mtpa), peaking at ~114 Mtpa in 2011 (Fig. 1a). Of the total 5.2 gigatonnes of NO<sub>x</sub> emitted since 1970, the largest emitters include the USA (18.7%), China (14.2%), and the international maritime sector (11.5%).<sup>10</sup> Whilst emissions have significantly reduced in many countries (for example, NO<sub>x</sub> emissions in the USA have decreased from 23.6 to 9.3 Mtpa since 1990), emissions in emerging and middle income economies such as China (emissions have increased from 8.8 to 21.5 Mtpa since 1990) and India (emissions have

<sup>a</sup>School of Chemical Engineering, UNSW Sydney, Sydney, NSW 2052, Australia. E-mail: r.amal@unsw.edu.au<sup>b</sup>School of Minerals and Energy Resources Engineering, UNSW Sydney, Sydney, NSW 2052, Australia. E-mail: r.daiyan@unsw.edu.au



Fig. 1 (a) Global  $\text{NO}_x$  emissions since 1970.<sup>10</sup> Top emitting nations, as well as international aviation and shipping, comprise around 60% of total emissions. (b) Twenty-year  $\text{NO}_x$  emission profile in Australia.<sup>10,12</sup> Note: EDGAR – Emissions Database for Global Atmospheric Research; NPI – National Pollutant Inventory.

increased from 3.4 to 10.1 Mtpa since 1990) are continuing to prop up global emissions.<sup>11</sup> In Australia (Fig. 1b), transportation and power generation contribute to around half of the annual  $\text{NO}_x$  emissions of  $\sim 1.3$  Mtpa, whilst contributions from the mining sector have more than doubled over the past two decades, currently comprising over 20% of emissions.<sup>12</sup>

To reduce  $\text{NO}_x$  emissions and their impacts, various regulations and abatement technologies have been implemented worldwide. Selective catalytic reduction (SCR) and flue gas recirculation (FGR) systems are incumbent treatment technologies typically employed for vehicles and industrial exhausts, resulting in a reduction in  $\text{NO}_x$  of up to 95%.<sup>13,14</sup> Emission regulations mandate strict emission limits for different sectors, with non-compliance resulting in stiff penalties.<sup>15</sup> Despite this, several challenges persist in closing regulatory gaps and in addressing emissions from sectors that are more difficult to decarbonize, including aviation, mining, construction, and shipping, which remain problematic due to (i) difficulties in developing efficient and cost-effective  $\text{NO}_x$  control measures, and (ii) challenges with  $\text{NO}_x$  that will be exacerbated by the transition to renewable hydrogen and derivative fuels including ammonia ( $\text{NH}_3$ ).

As shown in Table 1, the use of renewable fuels can reduce  $\text{NO}_x$  in some applications (for example, the use of methanol in shipping is expected to reduce emissions by over 50%), however

in other applications, the emissions of  $\text{NO}_x$  will remain consistent (such as the replacement of fossil-derived jet fuels with SAF), or may significantly increase (for example, combusting hydrogen will produce over three times the  $\text{NO}_x$  emissions compared to natural gas, whilst the use of ammonia as a shipping fuel will produce twice the  $\text{NO}_x$  emissions and over 60 times the  $\text{N}_2\text{O}$  emissions compared to heavy fuel oil).

Considering the projected role of renewable fuels and the expected increase in shipping activity by 2050, the shift to these fuels in the maritime sector would lead to a 2.5-fold increase in  $\text{NO}_x$  emissions (from 19 to 47 Mtpa) and an almost 60-fold increase in  $\text{N}_2\text{O}$  emissions, respectively (Fig. 2). Similarly, 80% blending of hydrogen into natural gas power plants and 100% replacement of coal power plants with ammonia fuel will be required in the power generation sector by 2050, which will result in increased  $\text{NO}_x$  emissions in both these applications.<sup>20</sup> As such, there are questions on how these emissions can be effectively dealt with, given the limitations of current abatement technologies.

This perspective aims to provide an understanding and critique of the current regulatory and technical landscape, including issues and challenges relating to the abatement of  $\text{NO}_x$  emissions, as well as introduce an outlook for formulating future policies and technologies for addressing these emissions.

Table 1 Tank-to-wake  $\text{NO}_x$  emissions from future renewable fuels compared to current fossil fuel equivalents<sup>16–19</sup>

Renewable fuel	Emissions <sup>a</sup> (g kW h <sup>-1</sup> )	Emissions <sup>b</sup> (g MJ <sup>-1</sup> )	Current fuel	Change in emissions <sup>c</sup>
Hydrogen	4.0 $\text{NO}_x$	0.58 $\text{NO}_x$	HFO/MGO <sup>d</sup>	0.3 × $\text{NO}_x$
			Natural gas	3.4 × $\text{NO}_x$
Ammonia	28.2 $\text{NO}_x$	3.91 $\text{NO}_x$	HFO/MGO	2.0 × $\text{NO}_x$
	1.95 $\text{N}_2\text{O}$	0.27 $\text{N}_2\text{O}$		64 × $\text{N}_2\text{O}$
	10 $\text{NH}_3$	1.39 $\text{NH}_3$	Natural gas	24 × $\text{NO}_x$ 92 × $\text{N}_2\text{O}$
Methanol	6.5 $\text{NO}_x$	0.74 $\text{NO}_x$	HFO/MGO	0.45 × $\text{NO}_x$
SAF	0.9 $\text{NO}_x$	0.12 $\text{NO}_x$	Jet A-1	0.90–1.0 × $\text{NO}_x$

<sup>a</sup> g of pollutant per kW h of engine output. <sup>b</sup> g of pollutant per MJ of fuel. <sup>c</sup> Increase or decrease in emissions per kW h of engine output, when combusting the renewable fuel vs. the current fuel. <sup>d</sup> HFO: heavy fuel oil. MGO: marine gas oil.





Fig. 2 Global NO<sub>x</sub> emissions from international shipping to date, and projected emissions based on fuel mix and activity increase.<sup>10,17,21</sup>

## 2 State of technologies for NO<sub>x</sub> treatment

This section focuses on the state of key current and emerging methods of NO<sub>x</sub> emission abatement (Fig. 3), describing their operating principles and primary advantages and disadvantages.

### 2.1 Key current NO<sub>x</sub> abatement technologies

**2.1.1 Pre-combustion technologies.** Flue (or exhaust) gas recirculation (FGR) is a technology typically used in both small-scale diesel engines and large-scale oil and gas-fired boilers. FGR recycles a portion of the exhaust gas back into the combustion chamber, where it combines with the fresh intake air. This reduces the oxygen content and the peak combustion temperature, effectively reducing NO<sub>x</sub> production by 50–60%.<sup>22</sup> However, this can result in less complete combustion in diesel engines, leading to an increase in CO and hydrocarbon emissions and a reduction of peak cylinder pressure and fuel conversion efficiency, especially at high loads. For example, with 10% of exhaust being recirculated *via* FGR, fuel conversion efficiency decreases by around 6%, CO emissions increase by around 42%, whilst NO<sub>x</sub> emissions reduce by up to 30%. An FGR rate of 40% achieves low levels of NO<sub>x</sub> emissions (1–2 g kW<sup>-1</sup> h<sup>-1</sup>), but with increased emissions of PM, fuel consumption, and engine noise.<sup>23,24</sup>

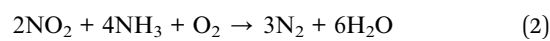
Using less excess air (LEA) is another pre-combustion technique that reduces oxygen availability; however, this approach does not significantly reduce NO<sub>x</sub> emissions.<sup>1</sup> Alternatively, oxy-fuel combustion can produce no NO<sub>x</sub> emissions when fuels with no N content are combusted in either pure oxygen or in a gas mixture containing no N.<sup>25</sup>

Other pre-combustion techniques include reducing the peak temperature and/or the residence time at the peak temperature, such as by the injection of water or steam; however, these approaches incur energy and efficiency penalties.<sup>1</sup>

**2.1.2 Post-combustion physical technologies.** Activated carbon can be used to adsorb NO<sub>x</sub>; NO can be oxidized to NO<sub>2</sub> on the carbon surface, where NO<sub>2</sub> is then adsorbed on the high surface area carbon. However, there is a low capacity for NO<sub>x</sub>

removal, and the carbon must either be replaced or regenerated.<sup>26,27</sup> There are also emerging physical methods of NO<sub>x</sub> capture, such as *via* metal–organic frameworks (MOFs), where NO<sub>x</sub> is adsorbed similarly to activated carbon, and through membrane separation, where membranes can selectively remove undesirable components of an exhaust stream. However, these approaches display shortcomings that may be difficult to overcome. For example, MOFs struggle to attain high structural stability and reusability, which are key prerequisites for the application of MOFs for NO<sub>x</sub> removal.<sup>28</sup> Similarly, membrane separation, although technically viable, has yet to be shown as commercially viable.<sup>29</sup> As such, this perspective focuses on chemical approaches due to their more widespread use and applicability.

**2.1.3 Selective catalytic reduction.** Selective catalytic reduction (SCR) systems are typically employed for large-scale NO<sub>x</sub> removal, such as from waste incineration and energy generation plants, as well as the removal of tailpipe emissions from diesel-powered vehicles and equipment. SCR is a post-combustion technology involving the reduction of NO<sub>x</sub> to N<sub>2</sub> and H<sub>2</sub>O, requiring ammonia or urea as a reducing agent in the presence of a catalyst of vanadium/tungsten oxides on a titanium substrate. Eqn (1)–(3) describes possible chemical reactions for the reduction of NO and NO<sub>2</sub> using NH<sub>3</sub> as the reducing agent:



The removal efficiency of SCR is typically around 60–95% and can lower the NO<sub>x</sub> concentration to less than 20 ppm.<sup>30</sup> The SCR unit can be either placed directly after the combustion process (known as high-dust switching) or after filters and scrubbing units (known as low-dust switching).<sup>31</sup> SCR is a mature and commercially available technology and yields higher NO<sub>x</sub> removal compared to selective non-catalytic reduction (SNCR). However, SCR requires a higher investment cost than SNCR, and the catalyst can be poisoned by SO<sub>x</sub> and can suffer degradation. Furthermore, SCR leads to NH<sub>3</sub> emissions (known as NH<sub>3</sub> slip) in high-dust switching or requires the heating of flue gases to 300–500 °C in low-dust switching, significantly increasing the operating costs. At lower temperatures, the NO<sub>x</sub> reduction activity is significantly reduced.<sup>31</sup> Furthermore, these systems cannot be operated effectively when ramping the emitting process up or down. SCR systems can also produce small amounts of N<sub>2</sub>O emissions.<sup>9,32</sup>

**2.1.4 Selective non-catalytic reduction.** SNCR systems are also typically employed for large-scale NO<sub>x</sub> removal, such as from waste incineration and energy generation plants. SNCR involves the injection of a NO<sub>x</sub>-reducing agent such as ammonia or urea into the exhaust gas at temperatures of around 700–1000 °C in the absence of a catalyst (eqn (1)–(3)).<sup>30</sup> The reducing agent breaks down NO<sub>x</sub> into N<sub>2</sub> and H<sub>2</sub>O. SNCR units typically achieve 25–75% NO<sub>x</sub> removal efficiency, and under ideal



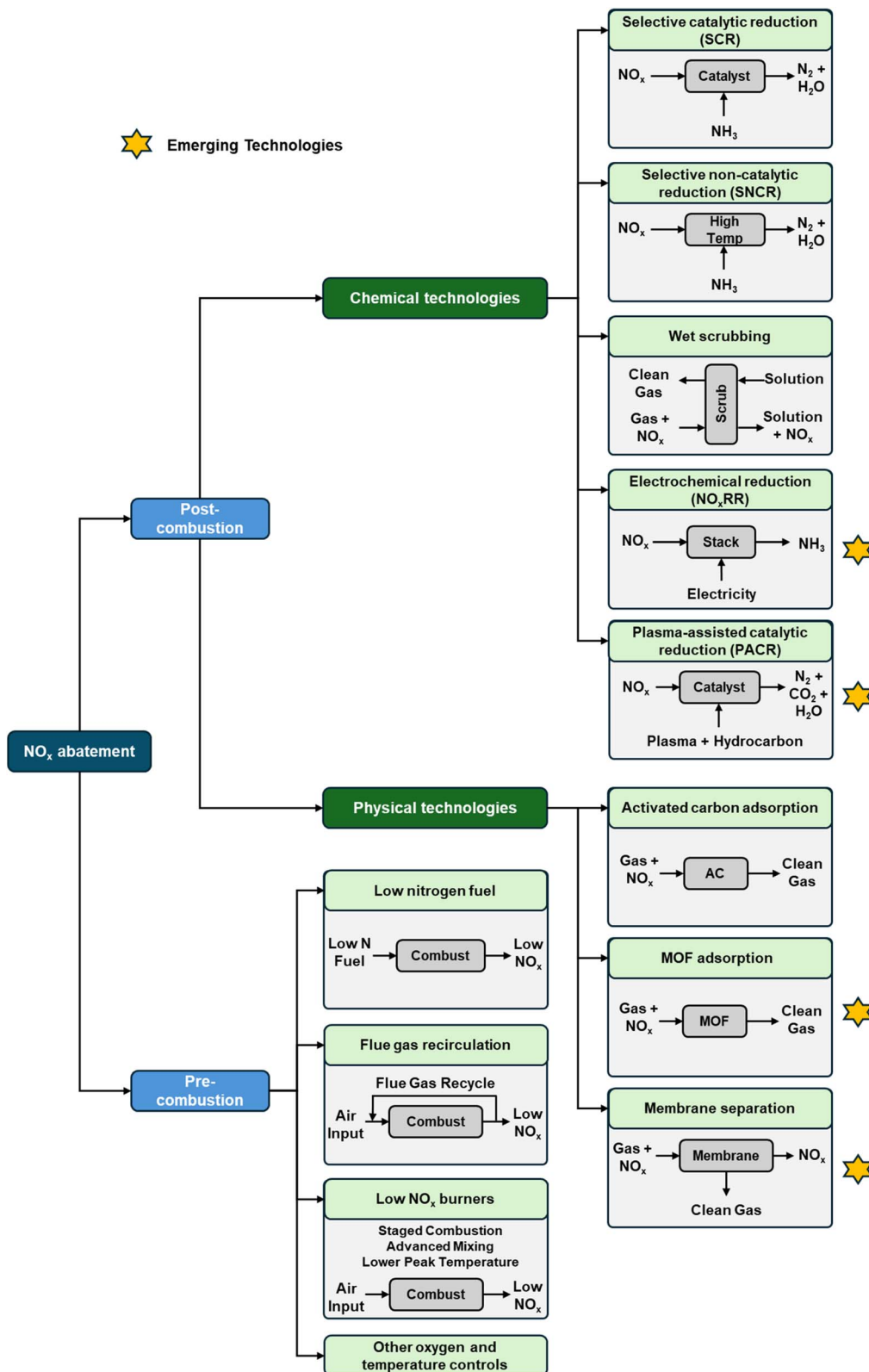


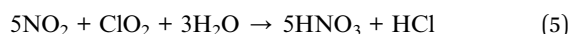
Fig. 3 Simplified schematics for current and emerging NO<sub>x</sub> abatement technologies.

conditions, are an effective technology for NO<sub>x</sub> reduction. Compared to SCR, SNCR has lower investment costs and energy usage. However, high temperatures are required, and there is

a small range of optimal temperatures, outside of which either ammonia or NO<sub>x</sub> is emitted.<sup>33</sup> SNCR can also release up to 200 ppm N<sub>2</sub>O when using urea or cyanuric acid in the process.<sup>34</sup>



**2.1.5 Wet scrubbing.** Wet scrubbers employ a liquid solution to remove NO<sub>x</sub> from an exhaust stream, typically from large-scale energy generation facilities. Solvents can include iron ethylenediaminetetraacetate (Fe-EDTA), sodium hydroxide (NaOH), sodium hydrosulfide (NaHS), or chlorine dioxide (ClO<sub>2</sub>).<sup>35,36</sup> For example, eqn (4) and (5) detail the scrubbing of NO and NO<sub>2</sub> using chlorine dioxide.<sup>37</sup>



Wet scrubbers are effective at removing both NO<sub>x</sub> (generally around 60–80% efficiency) and other pollutants such as SO<sub>x</sub> and particulate matter, however, the process produces a waste stream that must be treated for disposal. Furthermore, the solvent is costly and corrosive, requiring durable materials for process equipment. Scrubber systems can also require a large footprint, and the removal process is generally slow.<sup>35</sup>

## 2.2 Key emerging NO<sub>x</sub> abatement technologies

**2.2.1 Plasma-assisted catalytic NO<sub>x</sub> reduction.** Plasma-assisted catalytic NO<sub>x</sub> reduction (PACR) aims to address the shortcomings of SCR, namely the catalyst durability in the presence of soot, SO<sub>x</sub>, and water vapor, the requirement for a reducing agent such as ammonia, and the high operational temperatures. PACR consists of two steps: the plasma-assisted oxidation of NO to NO<sub>2</sub> in the presence of a hydrocarbon (eqn (6)), and the reduction of NO<sub>2</sub> to N<sub>2</sub> in the presence of the catalyst and the hydrocarbon (eqn (7)).<sup>38</sup>



Oxidizing NO to NO<sub>2</sub> in the plasma allows the function of the catalyst to be devoted exclusively to the selective reduction of NO<sub>2</sub>, improving activity and durability.<sup>38,39</sup> PACR can also employ catalysts that require little or no precious metals, reducing costs. Despite these advantages, PACR requires a high energy input for the oxidation of NO<sub>x</sub> using plasma, which is a significant challenge when integrating into real-world exhaust systems. Exposure to high-temperature water vapor is a major cause of catalyst degradation, which will occur under typical operating conditions.<sup>38</sup> Additionally, the reduction of hydrocarbons leads to CO<sub>2</sub> emissions, with some studies noting that unregulated emissions such as aldehydes increased in the plasma environment, whilst ozone can also be emitted.<sup>1,40</sup>

**2.2.2 Electrochemical NO<sub>x</sub> reduction.** The electrochemical NO<sub>x</sub> reduction reaction (NO<sub>x</sub>RR) represents a promising pathway for NO<sub>x</sub> abatement, utilizing electricity for the conversion of waste NO<sub>x</sub> (both gaseous NO<sub>x</sub> and aqueous NO<sub>x</sub><sup>-</sup>) to products such as NH<sub>3</sub>.<sup>41–43</sup> In generating a value-added chemical commodity, the NO<sub>x</sub>RR promotes circularity, sustainability, and green chemistry whilst effectively abating NO<sub>x</sub> emissions. For example, eqn (8) and (9) detail the

electrochemical reduction of gaseous NO and aqueous NO<sub>3</sub><sup>-</sup> to NH<sub>3</sub> under acidic conditions.



The process can be advantageously performed at ambient temperature and pressure, can demonstrate high activity and selectivity towards NH<sub>3</sub> production, can be scaled to a wide range of industrial applications, and can be powered by renewable electricity, simultaneously abating waste NO<sub>x</sub> emissions whilst converting intermittent renewable electricity to a stable chemical fuel.<sup>44</sup> Unlike SCR and SNCR, the NO<sub>x</sub>RR avoids the use of ammonia or urea as a reducing agent, lowering operational costs and reducing storage and handling risks.

However, several technological, economic, and regulatory hurdles must be addressed before commercial implementation.<sup>44,45</sup> On the technical side, this includes the development of highly active and stable electrocatalysts, the translation of current research into industrially applicable technologies, and the development of NO<sub>x</sub>RR systems that can effectively deal with (i) waste streams exhibiting very low NO<sub>x</sub> concentrations, and (ii) both gaseous and aqueous NO<sub>x</sub>/NO<sub>x</sub><sup>-</sup> waste emissions. From an economic and implementation perspective, the energy consumption of the NO<sub>x</sub>RR will be in competition with the economic cost of abatement technologies such as SCR, with feasibility strongly reliant on the energy consumption (*i.e.*, kW h per kg NO<sub>x</sub>), as well as the electricity pricing. Regulations will also play a key role; the production of ammonia as a hazardous substance will be regulated, and the product will be subject to certification and quality standards if used as a fuel or a fertilizer precursor. Additionally, the use and discharge of water or salts used as the electrolyte must comply with all relevant environmental regulations.

## 2.3 Technology comparison

A technical and economic comparison of these technologies is detailed in Table 2, employing data derived from available literature and technoeconomic models (for example, the US EPA's cost analyzer for costing SCR, SNCR, and wet scrubbing<sup>46</sup>). It is seen that the levelized cost of NO<sub>x</sub> abatement lies in the range of \$2–8 kg<sup>-1</sup> NO<sub>x</sub> for large-scale incumbent technologies. Employing currently available benchmark literature for the NORR in electrolyzer systems<sup>43</sup> and using the published performance data as inputs into the technoeconomic model (the model is detailed further in our previous work<sup>47</sup>), a highly favorable capital expense (~\$90 kW<sub>boiler</sub><sup>-1</sup>) and levelized cost (~\$1.4 kg NO<sub>x</sub><sup>-1</sup>) could be achieved, highlighting the potential of electrochemical pathways to more effectively abate waste NO<sub>x</sub> emissions at a lower project cost.

## 2.4 Technology challenges and future pathways

Incumbent control technologies for NO<sub>x</sub> emissions present challenges that must be addressed to ensure maximum NO<sub>x</sub> abatement in hard-to-abate industrial sectors. These include

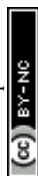


Table 2 Technical and economic comparison of selected abatement technologies. Values are in 2024 USD

Technology	Typical capacity (MW)	Capex (\$ per kW)	OPEX (\$ per kW)	NO <sub>x</sub> removal (kg NO <sub>x</sub> MW h <sup>-1</sup> )	Levelized cost (\$ kg NO <sub>x</sub> <sup>-1</sup> )	Removal efficiency (%)	Ref.
FGR	50–1000 <sup>a</sup> 0.1–1.0 <sup>c</sup>	2.0–20 <sup>b</sup> 1.4–6.7 <sup>c</sup>	—	—	1.4–19 <sup>b</sup> 12–200 <sup>c</sup>	25–60	1 and 48–51
SCR	100–1000 <sup>a</sup>	390–580 <sup>d</sup> 140–240 <sup>e</sup>	~40 <sup>d</sup> ~8.0 <sup>e</sup>	~7.7 <sup>d</sup> ~4.7 <sup>e</sup>	2.0–2.6 <sup>d</sup> 2.5–3.9 <sup>e</sup>	60–95	46 and 52
SNCR	100–1000 <sup>a</sup>	26–93 <sup>d</sup> 20–71 <sup>e</sup>	~28 <sup>d</sup> ~7.6 <sup>e</sup>	~2.3 <sup>d</sup> ~1.4 <sup>e</sup>	3.2–4.3 <sup>d</sup> 3.3–5.9 <sup>e</sup>	25–75	46 and 52
Scrubbing	100–1000 <sup>a</sup>	600–1100 <sup>d</sup>	32–50 <sup>d</sup>	~3.7 <sup>d</sup>	4.1–7.9 <sup>d</sup>	60–80	46 and 53
NO <sub>x</sub> RR	0.1–10 <sup>f</sup>	350–4300 <sup>g</sup> 350–1000 <sup>h</sup> ~90 <sup>i</sup>	~1300 <sup>g</sup> ~1000 <sup>h</sup> ~93 <sup>i</sup>	~100 <sup>g</sup> ~60 <sup>h</sup> ~8.6 <sup>i</sup>	~1.4 <sup>g,h,i</sup>	Approaching 100%	43, 47, 54 and 55

<sup>a</sup> Boiler capacity. <sup>b</sup> General utility boiler. <sup>c</sup> Diesel engine capacity for road vehicles. <sup>d</sup> Coal-fired boiler. <sup>e</sup> Natural gas-fired boiler. <sup>f</sup> Electrolyzer capacity expected for a similar scale of NO<sub>x</sub> abatement to existing technologies. <sup>g</sup> NO<sub>3</sub><sup>-</sup>RR to NH<sub>3</sub>, electrolyzer capacity. <sup>h</sup> NORR to NH<sub>3</sub>, electrolyzer capacity. <sup>i</sup> NORR to NH<sub>3</sub>, coal-fired boiler capacity basis.

the large footprint required and lack of physical space available for abatement technologies, high capital and/or operational expense, including chemical input, high energy usage, catalyst deactivation, slow reaction times, and secondary pollution.

Such drawbacks could be mitigated by emerging technologies such as the NO<sub>x</sub>RR, which operates at ambient temperatures, requires no chemical input, has a low footprint, and can draw from the global experience gained in deploying electrolyzer systems, such as for hydrogen generation. With renewable energy carriers, including hydrogen and ammonia, coming into play over the next decades, the NO<sub>x</sub>RR presents a further advantage with the ability to recycle produced ammonia to the engine, reducing emissions whilst improving overall efficiency.

Future work should focus on improving the technology readiness level (TRL) of the NO<sub>x</sub>RR, including developing more active and stable catalysts, and developing systems that can effectively deal with exhaust streams exhibiting low (less than 200 ppm) NO<sub>x</sub> composition.

## 3 Regulatory landscape and outlook

### 3.1 Road transport

Emission standards, such as the US EPA Tier I–V and Euro 1–6 standards, mandate limits on NO<sub>x</sub> emissions from road vehicles. Each iteration of these standards has led to stricter limits,<sup>56</sup> with non-compliance leading to significant penalties for the manufacturer.<sup>57</sup> The Euro 7 standards (planned to be introduced in 2025) were amended to be less stringent following resistance from industry and some EU countries concerned with the high vehicle production costs and engineering resources required to achieve these limits. For example, it is estimated that the cost of emission control technologies for a diesel engine has increased by around five times from the Euro III to Euro VI limits, highlighting the technological and cost barriers that are preventing complete abatement of NO<sub>x</sub> emissions from sources such as motor vehicles.<sup>58,59</sup> The EU also plans to mostly ban the sales of new petrol and diesel cars by 2035, with traditional petrol and diesel engines allowed to use synthetic fuels to meet the stringent emission targets.<sup>60</sup>

However, these fuels will still release NO<sub>x</sub> upon combustion, requiring effective abatement technologies. With the limited potential use of hydrogen as a transport fuel source (for example for captive fleets such as forklift trucks), more demanding hydrogen-specific NO<sub>x</sub> emissions standards should still be implemented in parallel with more promising uses of hydrogen (such as in petrochemicals, fertilizers, and steelmaking) to ensure that NO<sub>x</sub> emissions are reduced and air quality is improved as a co-benefit of net zero commitments and low carbon investment.<sup>61,62</sup>

### 3.2 Maritime

In the maritime sector, Tier III engine regulations (applying to ships built after 2016 operating within NO<sub>x</sub> emission control areas) mandate NO<sub>x</sub> emissions of 2.0–3.4 g kW<sup>-1</sup> h<sup>-1</sup> of engine output (g kW h<sup>-1</sup>).<sup>63</sup> Typically, SCR systems are deployed on ships where adherence to these regulations is required. These emissions control areas are updated regularly, with the Canadian Arctic ECA (in effect as of January 2025), the Norwegian Sea ECA (in effect as of March 2026), and the North-East Atlantic ECA.<sup>64,65</sup> Additionally, in April 2025, the International Maritime Organization (IMO) introduced a global fuel standard that mandates a gradual reduction in the GHG intensity of marine fuels, as well as a pricing mechanism for GHG emissions. This framework will encourage carbon-free fuels such as ammonia, which will however exacerbate NO<sub>x</sub> emissions.

To address these challenges, the IMO should establish NO<sub>x</sub>, N<sub>2</sub>O, and NH<sub>3</sub> emission standards specific to the use of fuels, including ammonia, requiring technologies that can reduce NO<sub>x</sub> emissions by up to 90%. It is critical that future regulations consider alternative fuels such as ammonia; studies have shown that increased formation of N<sub>2</sub>O as a result of ammonia combustion could completely offset the GHG emissions benefit of switching from fossil fuels, highlighting the importance of ensuring total abatement of NO<sub>x</sub> emissions from ammonia-fuelled engines.<sup>66</sup> For example, the Maersk Centre for Zero Carbon Shipping suggests N<sub>2</sub>O and NH<sub>3</sub> emission limits of 0.06 g kW h<sup>-1</sup> and 10–30 ppm, respectively.<sup>67</sup>



Governments should also collectively agree on a consistent global regulation framework to manage marine emissions while incentivizing the use of innovative emission control technologies and alternative fuels. As strict NO<sub>x</sub> regulations only apply to newer ships and in relatively small ECAs, the total NO<sub>x</sub> emitted from the shipping sector will not decrease, and in fact is more likely to significantly increase with the projected growth in shipped goods over the next decades. A study by MIT has found that the development and enforcement of ammonia fuel emission regulations is critical to provide a positive impact on air quality and prevent negative impacts from excessive nitrogen (in the form of NO<sub>x</sub> and N<sub>2</sub>O) leakage.<sup>68</sup> By addressing these key areas, the marine shipping industry can effectively contribute to lowering NO<sub>x</sub> and greenhouse gas emissions as it transitions to more sustainable fuel options.

### 3.3 Industry

NO<sub>x</sub> emissions from existing large-scale (>50 MW) coal-fired power generation are limited to 150–175 mg m<sup>-3</sup> of total exhaust flow (mg m<sup>-3</sup>) (EU), 640 mg m<sup>-3</sup> (USA), 856 mg m<sup>-3</sup> (Australia), and 50–100 mg m<sup>-3</sup> (China). For new plants, limits are typically lower, including 85, 100, and 50 mg m<sup>-3</sup> in the EU, USA, and China, respectively.<sup>69</sup>

Industrial sectors such as mining are responsible for significant NO<sub>x</sub> emissions. From 2008–2018, over 10% of NO<sub>x</sub> emissions in Australia were attributed to coal mining, whilst mining, oil, and gas were responsible for over 20% of emissions in 2023.<sup>12,70</sup> The enforcement of emission regulations within mining sites is challenging due to remote locations and a lack of specific emission standards for mining equipment. For instance, diesel vehicles such as trucks and bulldozers used at Australian mine sites are often US EPA tier 1–4 compliant.<sup>71</sup> However, other specialized equipment such as drilling rigs, generators, and cranes may lack the proper certification.

Whilst developed nations tend to employ strict and transparent emission standards with better enforcement mechanisms, many developing nations are less regulated or have no standards in place. This inconsistency can make it challenging for industries and companies to manage their emissions effectively across different regions. International collaboration between governing bodies and industry can facilitate a consistent regulatory framework in different regions. In addition, a “green premium” that could include NO and N<sub>2</sub>O amongst the GHGs released should be employed, such that the sectors such as mining are incentivized to reduce NO<sub>x</sub> emissions.<sup>72</sup>

### 3.4 Market-based instruments

The US Environmental Protection Agency's (EPA) Cross-State Air Pollution Rule (CSAPR) NO<sub>x</sub> cap-and-trade program was established in 2015 and is a market-based scheme to reduce NO<sub>x</sub> emissions.<sup>73</sup> The EPA sets a pollution limit (known as a budget) for each of the states covered by CSAPR. Authorization to emit (known as an allowance) is then allocated based on the state emissions budget, which takes into consideration factors such as historical emission data, plant capacity, and previous contributions. In 2022, the NO<sub>x</sub> price for group 3 emissions (the

most stringent market) peaked at over \$50 000 ton<sub>NO<sub>x</sub></sub><sup>-1</sup>, dropping to ~\$15 000 ton<sub>NO<sub>x</sub></sub><sup>-1</sup> by mid-2023.<sup>74,75</sup>

The EU Emissions Trading Scheme (ETS) is a cap-and-trade system that sets a limit on the total volume of GHGs that can be emitted by all participants, which is reduced annually in line with the EU's climate targets.<sup>76</sup> The EU ETS covers emissions of CO<sub>2</sub>, methane, and N<sub>2</sub>O; however, methane and N<sub>2</sub>O are only covered from 2026 onwards. From 2024 and 2025, respectively, the maritime and aviation sectors will need to incorporate N<sub>2</sub>O emissions into the relevant Monitoring, Reporting and Verification (MRV) frameworks, which refer to the multi-step process to measure GHG emissions.<sup>77</sup>

In Norway, the NO<sub>x</sub> Fund aims to reduce emissions by financing NO<sub>x</sub> reduction methods.<sup>78</sup> Rather than pay the government fiscal rate of ~\$2300 ton<sub>NO<sub>x</sub></sub><sup>-1</sup>, enterprises can pay ~\$1600 ton<sub>NO<sub>x</sub></sub><sup>-1</sup> (for the oil and gas industry) or ~\$1000 ton<sub>NO<sub>x</sub></sub><sup>-1</sup> (for other industries including shipping, land-based industry, and aviation). These funds are then paid back to emitters for implementing of NO<sub>x</sub> reduction measures. Since 2008, the fund has granted over \$1.2 B for such technologies, primarily in the maritime sector. In Denmark, a NO<sub>x</sub> tax of ~\$780 ton<sub>NO<sub>x</sub></sub><sup>-1</sup> is mainly targeted towards the energy and industry sectors.<sup>79</sup>

In Sweden, a NO<sub>x</sub> charge of ~\$4800 ton<sub>NO<sub>x</sub></sub><sup>-1</sup> aims to reduce emissions from large power plants (typically oil boilers) that generate over 25 GW h of useful energy per year, whilst emitters from industries such as cement and lime, mining, and refining are exempt due to concerns around high treatment costs.<sup>79</sup> Collected revenue is returned to the participating plants in an inverse proportion to the NO<sub>x</sub> emitted per unit of energy production, to incentivize low emissions and to allow emitters to decide themselves how best to reduce emissions. This scheme has resulted in a reduction in emissions intensity from taxed emitters of 0.4 to 0.2 g kW<sup>-1</sup> h<sup>-1</sup>, with an annual revenue of over \$70 M.<sup>80</sup> However, the scheme only applies to a small portion of the total emitters in the country. Additionally, it was noted that measures to abate NO<sub>x</sub> emissions can increase emissions of other pollutants, including CO, VOC, N<sub>2</sub>O, and NH<sub>3</sub>, which is an important consideration when employing NO<sub>x</sub> abatement technologies.<sup>81</sup>

A global NO<sub>x</sub> price could assist in incentivizing and expediting the development of improved technologies for emission abatement. For example, studies have found a correlation between the EU ETS carbon price and the patenting rate in low emission technologies, indicating that a \$1 increase in carbon price expectations corresponds to a 1.4% increase in the number of patents for low carbon technologies after two years.<sup>82</sup> Such a pricing scheme for NO<sub>x</sub> emissions would provide the greatest benefit if taken up by the majority of emitting nations and sectors.

### 3.5 Summary

In summary, we outline the challenges associated with NO<sub>x</sub> emissions from key sectors and propose a detailed deployment roadmap for advanced abatement technologies. Additionally, we present a holistic strategy for managing NO<sub>x</sub> emissions



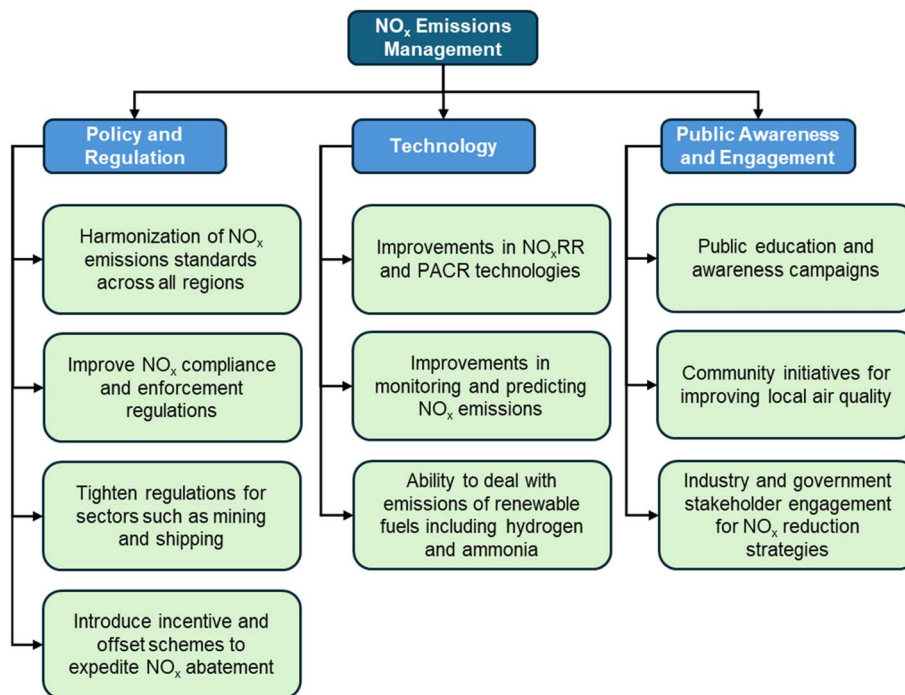


Fig. 4 Key areas that must be addressed to curb global NO<sub>x</sub> emissions.

through regulatory, technical, and community-based initiatives, as illustrated in our schematic overview (Fig. 4).

Critically, harmonized policies and strengthened emission regulations targeting key sectors such as mining and shipping must be implemented, alongside the introduction of incentives or offset schemes to accelerate emission abatement. In addition, the best available technologies (BAT) in emitting industries should be mandated. Learnings from currently enforced regulations such as the Swedish NO<sub>x</sub> tax, where emitters are refunded the tax based on their abated NO<sub>x</sub>, can inform suitable policies worldwide.

Abatement technologies must also be improved in the face of challenges with tightening regulations and the use of fuels such as ammonia. There must be increased focus on advancing and commercializing promising technologies such as PACR and NO<sub>x</sub>RR. Furthermore, improvements in monitoring and predictive technologies for NO<sub>x</sub> emissions are also vital. Engaging the community through increased awareness and participation is crucial for enhancing local air quality, while collaborative efforts between the government and industry are necessary to develop further NO<sub>x</sub> reduction strategies.

## Data availability

No primary research results, software or code have been included, and no new data were generated or analysed as part of this review.

## Conflicts of interest

There are no conflicts to declare.

## Acknowledgements

The work was supported by the Australian Research Council (ARC) Training Centre for Global Hydrogen Economy (IC200100023), the Australian Renewable Energy Agency (ARENA) Hydrogen R&D (TRAC) 2023 (PRO-1029), and the Discovery Early Career Researcher Award (DE230101396). R. D. acknowledges funding from the UNSW Scientia Fellowship.

## References

- 1 US Environmental Protection Agency, *Nitrogen Oxides (NO<sub>x</sub>), How and Why They Are Controlled*, 1999, <https://www3.epa.gov/ttnca1/dir1/fnoxdoc.pdf>.
- 2 Intergovernmental Panel on Climate Change, *Climate Change 2013: The Physical Science Basis*, 2013, <https://www.ipcc.ch/report/ar5/wg1/>.
- 3 F. Svensson, A. Hasselrot and J. Moldanova, Reduced Environmental Impact by Lowered Cruise Altitude for Liquid Hydrogen-Fuelled Aircraft, *Aerosp. Sci. Technol.*, 2004, 8(4), 307–320, DOI: [10.1016/j.ast.2004.02.004](https://doi.org/10.1016/j.ast.2004.02.004).
- 4 Queensland Government, *Nitrogen oxides*, <https://www.qld.gov.au/environment/management/monitoring/air/air-pollution/pollutants/nitrogen-oxides>.
- 5 US Environmental Protection Agency, *Basic Information about NO<sub>2</sub>*, <https://www.epa.gov/no2-pollution/basic-information-about-no2>.
- 6 E. A. Davidson and W. Winiwarer, Urgent Abatement of Industrial Sources of Nitrous Oxide, *Nat. Clim. Change*, 2023, 13(7), 599–601, DOI: [10.1038/s41558-023-01723-3](https://doi.org/10.1038/s41558-023-01723-3).



- 7 Australian Government Clean Energy Regulator, *Global warming potential*, <https://cer.gov.au/schemes/national-greenhouse-and-energy-reporting-scheme/about-emissions-and-energy-data/global>.
- 8 N. Cowan, E. Carnell, U. Skiba, U. Dragosits, J. Drewer and P. Levy, Nitrous Oxide Emission Factors of Mineral Fertilisers in the UK and Ireland: A Bayesian Analysis of 20 Years of Experimental Data, *Environ. Int.*, 2020, **135**, 105366, DOI: [10.1016/j.envint.2019.105366](https://doi.org/10.1016/j.envint.2019.105366).
- 9 H. Lv, S. Li, M. Yang, M. Liu and Z. Li, Effect of NO<sub>2</sub> on N<sub>2</sub>O Production and NO<sub>x</sub> Emission Reduction in NH<sub>3</sub> Selective Catalytic Reduction, *ChemPhysChem*, 2024, **25**(6), e202300632, DOI: [10.1002/cphc.202300632](https://doi.org/10.1002/cphc.202300632).
- 10 Emissions Database for Global Atmospheric Research, *Global Air Pollutant Emissions*, [https://edgar.jrc.ec.europa.eu/dataset\\_ap81](https://edgar.jrc.ec.europa.eu/dataset_ap81).
- 11 S. Shaw and B. Van Heyst, Nitrogen Oxide (NO<sub>x</sub>) Emissions as an Indicator for Sustainability, *Environ. Sustain. Indic.*, 2022, **15**, 100188, DOI: [10.1016/j.indic.2022.100188](https://doi.org/10.1016/j.indic.2022.100188).
- 12 National Pollutant Inventory, *Inventory Data*, <https://www.npi.gov.au/npidata/action/load/advance-search>.
- 13 Australian Government, *Light Vehicle Emission Standards for Cleaner Air*, 2020, <https://www.infrastructure.gov.au/sites/default/files/migrated/vehicles/environment/forum/files/light-vehicle-emission-standards-for-cleaner-air.pdf>.
- 14 US Environmental Protection Agency, *Power Sector Programs - Progress Report*, 2021, [https://www3.epa.gov/airmarkets/progress/reports/pdfs/2021\\_full\\_report.pdf](https://www3.epa.gov/airmarkets/progress/reports/pdfs/2021_full_report.pdf).
- 15 P. Ni, X. Wang and H. Li, A Review on Regulations, Current Status, Effects and Reduction Strategies of Emissions for Marine Diesel Engines, *Fuel*, 2020, **279**, 118477, DOI: [10.1016/j.fuel.2020.118477](https://doi.org/10.1016/j.fuel.2020.118477).
- 16 US Energy Information Administration, *Emissions by plant and by region*, <https://www.eia.gov/electricity/data/emissions/>.
- 17 W. Ramsay, E. Fridell and M. Michan, Maritime Energy Transition: Future Fuels and Future Emissions, *J. Mar. Sci. Appl.*, 2023, **22**(4), 681–692, DOI: [10.1007/s11804-023-00369-z](https://doi.org/10.1007/s11804-023-00369-z).
- 18 V. Undavalli, O. B. Gbadamosi Olatunde, R. Boylu, C. Wei, J. Haeker, J. Hamilton and B. Khandelwal, Recent Advancements in Sustainable Aviation Fuels, *Prog. Aero. Sci.*, 2023, **136**, 100876, DOI: [10.1016/j.paerosci.2022.100876](https://doi.org/10.1016/j.paerosci.2022.100876).
- 19 National Renewable Energy Laboratory, *Aviation Fuels*, [https://atb.nrel.gov/transportation/2022/aviation\\_fuels](https://atb.nrel.gov/transportation/2022/aviation_fuels).
- 20 IEA, *Net Zero Roadmap, A Global Pathway to Keep the 1.5 °C Goal in Reach*, 2023, <https://www.iea.org/reports/net-zero-roadmap-a-global-pathway-to-keep-the-15-0c-goal-in-reach>.
- 21 International Energy Association, *Net Zero Roadmap: A Global Pathway to Keep the 1.5 °C Goal in Reach*, 2023, <https://www.iea.org/reports/net-zero-roadmap-a-global-pathway-to-keep-the-15-0c-goal-in-reach>.
- 22 D. Woodyard, Exhaust Emissions and Control, in *Pounder's Marine Diesel Engines and Gas Turbines*, Elsevier, 2009, pp 61–86, DOI: [10.1016/B978-0-7506-8984-7.00003-5](https://doi.org/10.1016/B978-0-7506-8984-7.00003-5).
- 23 R. Schubiger, A. Bertola and K. Boulouchos, Influence of EGR on Combustion and Exhaust Emissions of Heavy Duty DI-Diesel Engines Equipped with Common-Rail Injection Systems, 2001, DOI: [10.4271/2001-01-3497](https://doi.org/10.4271/2001-01-3497).
- 24 D. De Serio, A. de Oliveira and J. R. Sodré, Effects of EGR Rate on Performance and Emissions of a Diesel Power Generator Fueled by B7, *J. Braz. Soc. Mech. Sci. Eng.*, 2017, **39**(6), 1919–1927, DOI: [10.1007/s40430-017-0777-x](https://doi.org/10.1007/s40430-017-0777-x).
- 25 Southwest Research Institute, *Oxy-fuel combustion*, <https://www.swri.org/industry/advanced-power-systems-conventional-power-generation/oxy-fuel-combustion>.
- 26 A. M. Rubel and J. M. Stencel, Effect of Pressure on NO<sub>x</sub> Adsorption by Activated Carbons, *Energy Fuels*, 1996, **10**(3), 704–708, DOI: [10.1021/ef9501861](https://doi.org/10.1021/ef9501861).
- 27 I. Mochida, Y. Korai, M. Shirahama, S. Kawano, T. Hada, Y. Seo, M. Yoshikawa and A. Yasutake, Removal of SO<sub>x</sub> and NO<sub>x</sub> over Activated Carbon Fibers, *Carbon*, 2000, **38**(2), 227–239, DOI: [10.1016/S0008-6223\(99\)00179-7](https://doi.org/10.1016/S0008-6223(99)00179-7).
- 28 J. Lin, W. Ho, X. Qin, C. Leung, V. K. Au and S. Lee, Metal–Organic Frameworks for NO<sub>x</sub> Adsorption and Their Applications in Separation, Sensing, Catalysis, and Biology, *Small*, 2022, **18**(13), 2105484, DOI: [10.1002/smll.202105484](https://doi.org/10.1002/smll.202105484).
- 29 A. T. Yasir, N. Abounahia, M. A. H. Saad and A. Benamor, An Overview of Membrane Based NO<sub>x</sub> Removal Technologies and Denitrification Filters, *Process Saf. Environ. Prot.*, 2025, **197**, 106951, DOI: [10.1016/j.psep.2025.106951](https://doi.org/10.1016/j.psep.2025.106951).
- 30 R. Sadeghbeigi, Emissions, in *Fluid Catalytic Cracking Handbook*, Elsevier, 2012, pp 295–310, DOI: [10.1016/B978-0-12-386965-4.00014-8](https://doi.org/10.1016/B978-0-12-386965-4.00014-8).
- 31 Emis Vito, *Selective catalytic reduction*, <https://emis.vito.be/en/bat/tools-overview/sheets/selective-catalytic-reduction>.
- 32 J. Han, A. Wang, G. Isapour, H. Härelind, M. Skoglundh, D. Creaser and L. Olsson, N<sub>2</sub>O Formation during NH<sub>3</sub>-SCR over Different Zeolite Frameworks: Effect of Framework Structure, Copper Species, and Water, *Ind. Eng. Chem. Res.*, 2021, **60**(49), 17826–17839, DOI: [10.1021/acs.iecr.1c02732](https://doi.org/10.1021/acs.iecr.1c02732).
- 33 Emis Vito, *Selective non-catalytic reduction*, <https://emis.vito.be/en/bat/tools-overview/sheets/selective-non-catalytic-reduction>.
- 34 M. Tayyeb Javed, N. Irfan and B. M. Gibbs, Control of Combustion-Generated Nitrogen Oxides by Selective Non-Catalytic Reduction, *J. Environ. Manage.*, 2007, **83**(3), 251–289, DOI: [10.1016/j.jenvman.2006.03.006](https://doi.org/10.1016/j.jenvman.2006.03.006).
- 35 H. M. A. Sharif, N. Mahmood, S. Wang, I. Hussain, Y.-N. Hou, L.-H. Yang, X. Zhao and B. Yang, Recent Advances in Hybrid Wet Scrubbing Techniques for NO<sub>x</sub> and SO<sub>2</sub> Removal: State of the Art and Future Research, *Chemosphere*, 2021, **273**, 129695, DOI: [10.1016/j.chemosphere.2021.129695](https://doi.org/10.1016/j.chemosphere.2021.129695).
- 36 M. Zhao, P. Xue, J. Liu, J. Liao and J. Guo, A Review of Removing SO<sub>2</sub> and NO<sub>x</sub> by Wet Scrubbing, *Sustain. Energy Technol. Assessments*, 2021, **47**, 101451, DOI: [10.1016/j.seta.2021.101451](https://doi.org/10.1016/j.seta.2021.101451).
- 37 B. R. Deshwal, D. S. Jin, S. H. Lee, S. H. Moon, J. H. Jung and H. K. Lee, Removal of NO from Flue Gas by Aqueous Chlorine-Dioxide Scrubbing Solution in a Lab-Scale Bubbling Reactor, *J. Hazard. Mater.*, 2008, **150**(3), 649–655, DOI: [10.1016/j.jhazmat.2007.05.016](https://doi.org/10.1016/j.jhazmat.2007.05.016).



- 38 Strategic Environmental Research and Development Program, *Plasma-Assisted Catalytic Reduction of NO<sub>x</sub>*. <https://serdp-estcp.mil/projects/details/be317864-07a2-4d0c-bcc9-4bb71153f566>.
- 39 A. M. Radwan and M. C. Paul, Plasma Assisted NH<sub>3</sub> Combustion and NO<sub>x</sub> Reduction Technologies: Principles, Challenges and Prospective, *Int. J. Hydrogen Energy*, 2024, **52**, 819–833, DOI: [10.1016/j.ijhydene.2023.10.087](https://doi.org/10.1016/j.ijhydene.2023.10.087).
- 40 S. Sato, Y. Kawada, S. Sato, M. Hosoya and A. Mizuno, The Study of NO<sub>x</sub> Reduction Using Plasma-Assisted SCR System for a Heavy Duty Diesel Engine, 2011, DOI: [10.4271/2011-01-0310](https://doi.org/10.4271/2011-01-0310).
- 41 W. Liao, J. Wang, G. Ni, K. Liu, C. Liu, S. Chen, Q. Wang, Y. Chen, T. Luo, X. Wang, Y. Wang, W. Li, T.-S. Chan, C. Ma, H. Li, Y. Liang, W. Liu, J. Fu, B. Xi and M. Liu, Sustainable Conversion of Alkaline Nitrate to Ammonia at Activities Greater than 2 A Cm<sup>-2</sup>, *Nat. Commun.*, 2024, **15**(1), 1264, DOI: [10.1038/s41467-024-45534-2](https://doi.org/10.1038/s41467-024-45534-2).
- 42 A. G. Ramu, R. Renukadevi, P. Silambarasan, I.-S. Moon, M. Govindarasu and D. Choi, Discovering a Catholyte Free Design for Gas Phase Electrocatalytic NO Gas Reduction to NH<sub>3</sub> at Room Temperature, *J. Environ. Chem. Eng.*, 2023, **11**(5), 110751, DOI: [10.1016/j.jece.2023.110751](https://doi.org/10.1016/j.jece.2023.110751).
- 43 J. Shao, H. Jing, P. Wei, X. Fu, L. Pang, Y. Song, K. Ye, M. Li, L. Jiang, J. Ma, R. Li, R. Si, Z. Peng, G. Wang and J. Xiao, Electrochemical Synthesis of Ammonia from Nitric Oxide Using a Copper–Tin Alloy Catalyst, *Nat. Energy*, 2023, **8**(11), 1273–1283, DOI: [10.1038/s41560-023-01386-6](https://doi.org/10.1038/s41560-023-01386-6).
- 44 A. Hermawan, V. N. Alviani and S. Z. W. Wibisono, Fundamentals, Rational Catalyst Design, and Remaining Challenges in Electrochemical NO Reduction Reaction, *iScience*, 2023, **26**(8), 107410, DOI: [10.1016/j.isci.2023.107410](https://doi.org/10.1016/j.isci.2023.107410).
- 45 H. R. Inta, D. Dhanabal, S. S. Markandaraj and S. Shanmugam, Recent Advances in Electrocatalytic NO<sub>x</sub> Reduction into Ammonia, *EES Catal.*, 2023, **1**(5), 645–664, DOI: [10.1039/D3EY00090G](https://doi.org/10.1039/D3EY00090G).
- 46 US Environmental Protection Agency, *Retrofit Cost Analyzer*, <https://www.epa.gov/power-sector-modeling/retrofit-cost-analyzer>.
- 47 R. Daiyan, T. Tran-Phu, P. Kumar, K. Iputera, Z. Tong, J. Leverett, M. H. A. Khan, A. Asghar Esmailpour, A. Jalili, M. Lim, A. Tricoli, R.-S. Liu, X. Lu, E. Lovell and R. Amal, Nitrate Reduction to Ammonium: From CuO Defect Engineering to Waste NO<sub>x</sub>-to-NH<sub>3</sub> Economic Feasibility, *Energy Environ. Sci.*, 2021, **14**(6), 3588–3598, DOI: [10.1039/d1ee00594d](https://doi.org/10.1039/d1ee00594d).
- 48 Power Engineering, *NO<sub>x</sub> Control on a Budget: Induced Flue Gas Recirculation*, <https://www.power-eng.com/news/nosubx-sub-control-on-a-budget-induced-flue-gas-recirculation/>.
- 49 Bumper, *How Much Does A Replacement EGR Valve Cost?*, <https://www.bumper.co/blog/egr-valve-replacement-cost>.
- 50 International Council of Clean Transportation, *NO<sub>x</sub> Emissions from Heavy-Duty and Light-Duty Diesel Vehicles in the EU: Comparison of Real-World Performance and Current Type-Approval Requirements*, 2016, [https://theicct.org/sites/default/files/publications/Euro-VI-versus-6\\_ICCT\\_briefing\\_06012017.pdf](https://theicct.org/sites/default/files/publications/Euro-VI-versus-6_ICCT_briefing_06012017.pdf).
- 51 M. Rešetar, G. Pejić, P. Ilinčić, D. Kozarac and Z. Lulić, Increase in Nitrogen Oxides Due to Exhaust Gas Recirculation Valve Manipulation, *Transport. Res. Transport Environ.*, 2022, **109**, 103391, DOI: [10.1016/j.trd.2022.103391](https://doi.org/10.1016/j.trd.2022.103391).
- 52 OTC Air, *Cost Effectiveness for NO<sub>x</sub> Emissions from Existing Sources*, [https://otcair.org/upload/Documents/Reports/CostEffectiveness-NOxEmissions\\_3\\_27\\_2023.pdf](https://otcair.org/upload/Documents/Reports/CostEffectiveness-NOxEmissions_3_27_2023.pdf).
- 53 J. Johansson, F. Normann and K. Andersson, Techno-Economic Evaluation of Co-Removal of NO<sub>x</sub> and SO<sub>x</sub> Species from Flue Gases via Enhanced Oxidation of NO by ClO<sub>2</sub>—Case Studies of Implementation at a Pulp and Paper Mill, Waste-to-Heat Plant and a Cruise Ship, *Energies*, 2021, **14**(24), 8512, DOI: [10.3390/en14248512](https://doi.org/10.3390/en14248512).
- 54 IEA, *Global Hydrogen Review 2023*, 2023, <https://www.iea.org/reports/global-hydrogen-review-2023#downloads>.
- 55 Q.-N. Ha, W.-C. Hsiao, Y.-C. Chan, T. N. Gameda, M. H. Urgesa and D.-H. Kuo, Developing Energy-Efficient Nitrate-to-Ammonia Flow Cells with Bifunctional NiFeW-Oxide Thin-Film Electrodes Made by Magnetron Sputtering Technique, *Appl. Catal. B Environ. Energy*, 2024, **354**, 124137, DOI: [10.1016/j.apcatb.2024.124137](https://doi.org/10.1016/j.apcatb.2024.124137).
- 56 European Union, *CO<sub>2</sub> emission performance standards for cars and vans*, [https://climate.ec.europa.eu/eu-action/transport/road-transport-reducing-co2-emissions-vehicles/co2-emission-performance-standards-cars-and-vans\\_en](https://climate.ec.europa.eu/eu-action/transport/road-transport-reducing-co2-emissions-vehicles/co2-emission-performance-standards-cars-and-vans_en).
- 57 Climate Change Authority, *International implementation of vehicle emissions standards*, <https://www.climatechangeauthority.gov.au/reviews/light-vehicle-emissions-standards-australia/international-implementation-vehicle-emissions>.
- 58 M. Jordan, *European Parliament agrees to delay stricter Euro 7 emissions regulations*. *Drive.com.au*, <https://www.drive.com.au/news/european-parliament-agrees-to-delay-euro-7-to-2030/>.
- 59 International Council on Clean Transportation, *Costs of Emission Reduction Technologies for Heavy-Duty Diesel Vehicles*, 2016, [https://theicct.org/sites/default/files/publications/ICCT\\_costs-emission-reduction-tech-HDV\\_20160229.pdf](https://theicct.org/sites/default/files/publications/ICCT_costs-emission-reduction-tech-HDV_20160229.pdf).
- 60 European Parliament, *EU Ban on the Sale of New Petrol and Diesel Cars from 2035 Explained*, 2023, [https://www.europarl.europa.eu/pdfs/news/expert/2022/11/story/20221019STO44572/20221019STO44572\\_en.pdf](https://www.europarl.europa.eu/pdfs/news/expert/2022/11/story/20221019STO44572/20221019STO44572_en.pdf).
- 61 A. C. Lewis, Optimising Air Quality Co-Benefits in a Hydrogen Economy: A Case for Hydrogen-Specific Standards for NO<sub>x</sub> Emissions, *Environ. Sci.: Atmos.*, 2021, **1**(5), 201–207, DOI: [10.1039/D1EA00037C](https://doi.org/10.1039/D1EA00037C).
- 62 N. Johnson, M. Liebreich, D. M. Kammen, P. Ekins, R. McKenna and I. Staffell, Realistic Roles for Hydrogen in the Future Energy Transition, *Nat. Rev. Clean Technol.*, 2025, **1**, 351–371, DOI: [10.1038/s44359-025-00050-4](https://doi.org/10.1038/s44359-025-00050-4).
- 63 International Maritime Organization, *Nitrogen Oxides () – Regulation 13*, [https://www.imo.org/en/OurWork/Environment/Pages/Nitrogen-oxides-\(NOx\)-%E2%80%93Regulation-13.aspx](https://www.imo.org/en/OurWork/Environment/Pages/Nitrogen-oxides-(NOx)-%E2%80%93Regulation-13.aspx).



- 64 Safety4Sea, *IMO MEPC 83: Key outcomes*, <https://safety4sea.com/imo-mepc-83-key-outcomes/>.
- 65 IMO, PREVIEW: Marine Environment Protection Committee 83rd session, 7-11 April 2025, <https://www.imo.org/en/MediaCentre/MeetingSummaries/Pages/PREVIEW-MEPC-83.aspx?utm>.
- 66 P. Wolfram, P. Kyle, X. Zhang, S. Gkantonas and S. Smith, Using Ammonia as a Shipping Fuel Could Disturb the Nitrogen Cycle, *Nat. Energy*, 2022, 7(12), 1112–1114, DOI: [10.1038/s41560-022-01124-4](https://doi.org/10.1038/s41560-022-01124-4).
- 67 Mærsk Mc-Kinney Møller Center for Zero Carbon Shipping, *Managing Emissions from Ammonia-Fueled Vessels*, 2023, <https://www.zerocarbonsipping.com/publications/managing-emissions-from-ammonia-fueled-vessels/>.
- 68 A. Y. H. Wong, N. E. Selin, S. D. Eastham, C. Mounaïm-Rousselle, Y. Zhang and F. Allroggen, Climate and Air Quality Impact of Using Ammonia as an Alternative Shipping Fuel, *Environ. Res. Lett.*, 2024, 19(8), 084002, DOI: [10.1088/1748-9326/ad5d07](https://doi.org/10.1088/1748-9326/ad5d07).
- 69 Centre for Research on Energy and Clean Air, *Comparison of coal power plant emissions standards*. <https://energyandcleanair.org/comparison-of-coal-power-plant-emissions-standards/>.
- 70 M. Hendryx, M. S. Islam, G.-H. Dong and G. Paul, Air Pollution Emissions 2008–2018 from Australian Coal Mining: Implications for Public and Occupational Health, *Int. J. Environ. Res. Publ. Health*, 2020, 17(5), 1570, DOI: [10.3390/ijerph17051570](https://doi.org/10.3390/ijerph17051570).
- 71 NSW Environmental Protection Agency, *Reducing Emissions from Non-Road Diesel Engines*, 2014, <https://www.epa.nsw.gov.au/-/media/epa/corporate-site/resources/air/140586nonrddiesinfort.pdf>.
- 72 McKinsey, *Capturing the green-premium value from sustainable materials*, <https://www.mckinsey.com/industries/metals-and-mining/our-insights/capturing-the-green-premium-value-from-sustainable-materials>.
- 73 US Environmental Protection Agency, *Overview of the Cross-State Air Pollution Rule*, <https://www.epa.gov/Cross-State-Air-Pollution/overview-cross-state-air-pollution-rule-csapr>.
- 74 Evolution Markets, *Market Update – Cross State Air Pollution Rule*, 2023, <https://www.evomarkets.com/content/CSAPRMarketUpdateMarch2023.pdf>.
- 75 Argus Media, *Viewpoint: Legal woes to weigh on NOx allowances*, <https://www.argusmedia.com/en/news-and-insights/latest-market-news/2523471-viewpoint-legal-woes-to-weigh-on-nox-allowances>.
- 76 European Union, *What is the EU ETS?*, [https://climate.ec.europa.eu/eu-action/eu-emissions-trading-system-eu-ets/what-eu-ets\\_en](https://climate.ec.europa.eu/eu-action/eu-emissions-trading-system-eu-ets/what-eu-ets_en).
- 77 European Union, *Reducing emissions from the shipping sector*, [https://climate.ec.europa.eu/eu-action/transport/reducing-emissions-shipping-sector\\_en](https://climate.ec.europa.eu/eu-action/transport/reducing-emissions-shipping-sector_en).
- 78 NO<sub>x</sub> fund, <https://www.noxfondet.no/en/>.
- 79 Nordic Council of Ministers, *Use of Economic Instruments in Nordic Environmental Policy 2018–2021*, 2023, <https://pub.norden.org/temanord2023-520/preface.html>.
- 80 T. Sterner and L. Höglund Isaksson, Refunded Emission Payments Theory, Distribution of Costs, and Swedish Experience of NO<sub>x</sub> Abatement, *Ecol. Econ.*, 2006, 57(1), 93–106, DOI: [10.1016/j.ecolecon.2005.03.008](https://doi.org/10.1016/j.ecolecon.2005.03.008).
- 81 OECD, *The Swedish Tax on Nitrogen Oxide Emissions: Lessons in Environmental Policy Reform*, 2013, [https://www.oecd.org/en/publications/the-swedish-tax-on-nitrogen-oxide-emissions\\_5k3tspfqgt-en.html](https://www.oecd.org/en/publications/the-swedish-tax-on-nitrogen-oxide-emissions_5k3tspfqgt-en.html).
- 82 B. Cantone, D. Evans and A. Reeson, The Effect of Carbon Price on Low Carbon Innovation, *Sci. Rep.*, 2023, 13(1), 9525, DOI: [10.1038/s41598-023-36750-9](https://doi.org/10.1038/s41598-023-36750-9).

