


 Cite this: *RSC Adv.*, 2024, 14, 31072

# Recent trends for chemoselectivity modulation in one-pot organic transformations

 Hiren R. Chaudhary and Divyang M. Patel \*

In organic reactions, chemoselectivity refers to the selective reactivity of one functional group in the presence of another. This can be more successful if the reagent and reaction parameters are appropriately chosen. One-pot reactions have been shown to be an effective structural variety technique for the development of novel heterocyclic or carbocyclic compounds. This review article focuses on recent efforts by researchers from around the world to synthesise novel organic molecules utilising these methodologies (2013–2024), as well as their mechanism insights. The substrate, catalyst, solvent, and temperature conditions all have a significant impact on chemoselectivity in the organic reactions described here. The manipulation of chemoselectivity in organic processes creates new potential for the production of novel heterocycles and carbocycles.

 Received 29th July 2024  
 Accepted 22nd September 2024

DOI: 10.1039/d4ra05495d

[rsc.li/rsc-advances](https://rsc.li/rsc-advances)

## 1. Introduction

In synthetic organic chemistry one-pot reactions are widely spread throughout medicinal,<sup>1–9</sup> combinatorial,<sup>10–12</sup> and heterocyclic chemistry.<sup>13–15</sup> These reactions have been receiving considerable attention.<sup>16–18</sup> The core advantages of these are the formation of complex molecular structures with multiple bonds forming and/or rupturing in a single-step,<sup>19,20</sup> as well as high

atom economy.<sup>21–23</sup> Many of these are well-known name reactions used for the construction of diverse heterocyclic molecules of biological importance, including the Strecker reaction<sup>24</sup> for the synthesis of  $\alpha$ -aminonitriles (1850), the Hantzsch reaction<sup>25</sup> for dihydropyridine synthesis (1882), the Biginelli reaction<sup>26</sup> for dihydropyrimidone synthesis (1891), the Mannich reaction<sup>27</sup> for the synthesis of  $\beta$ -amino-carbonyl derivatives, Passerini reaction<sup>28</sup> for construction of  $\alpha$ -acyloxy amides (1921), Kabachnik–Fields reaction<sup>29</sup> for  $\alpha$ -aminomethylphosphonates synthesis (1952), Asinger reaction<sup>30</sup> for the preparation of 3-thiazolines and related heterocycles (1956), Ugi reaction<sup>31</sup> for

Department of Chemistry, Sankalchand Patel University, Visnagar 384315, Gujarat, India. E-mail: [divyangpatel.dm@gmail.com](mailto:divyangpatel.dm@gmail.com); [dmpatel.fsh@spu.ac.in](mailto:dmpatel.fsh@spu.ac.in)


**Hiren R. Chaudhary**

Hiren R. Chaudhary graduated in chemistry from Shree B.A.P.K.M. Science College, Palanpur in 2020 and received a postgraduate degree from the Department of chemistry, Shri Maneklal M. Patel Institute of Sciences & Research (Kadi Sarva Vishwavidyalaya), in 2022. He is currently pursuing PhD (Chemistry) at the Department of Chemistry, Smt. S. S. Patel Nootan Science and commerce college, affiliated with Sankalchand Patel University, Visnagar, 384315, Gujarat, India.

Hiren R. Chaudhary graduated in chemistry from Shree B.A.P.K.M. Science College, Palanpur in 2020 and received a postgraduate degree from the Department of chemistry, Shri Maneklal M. Patel Institute of Sciences & Research (Kadi Sarva Vishwavidyalaya), in 2022. He is currently pursuing PhD (Chemistry) at the Department of Chemistry, Smt. S. S. Patel Nootan Science and commerce college, affiliated with Sankalchand Patel University, Visnagar, 384315, Gujarat, India.


**Divyang M. Patel**

Dr. Divyang M. Patel graduated in chemistry from M. B. Patel Science College, Anand, in 2013 and received a postgraduate degree from the Department of Chemistry, Sardar Patel University, in 2015. In 2016, he qualified for GSET in chemical science. DMP received his PhD in organic chemistry from the Department of Chemistry, Sardar Patel University, in 2021. He is currently an Assistant Professor at the Department of Chemistry, Smt. S. S. Patel Nootan Science and Commerce College, affiliated with Sankalchand Patel University, Visnagar, Gujarat, India. His current research interests include organocatalysis, multicomponent reactions (MCRs), green chemistry, and the synthesis of medicinally privileged heterocycles and hybrid molecules.

Dr. Divyang M. Patel graduated in chemistry from M. B. Patel Science College, Anand, in 2013 and received a postgraduate degree from the Department of Chemistry, Sardar Patel University, in 2015. In 2016, he qualified for GSET in chemical science. DMP received his PhD in organic chemistry from the Department of Chemistry, Sardar Patel University, in 2021. He is currently an Assistant Professor at the Department of Chemistry, Smt. S. S. Patel Nootan Science and Commerce College, affiliated with Sankalchand Patel University, Visnagar, Gujarat, India. His current research interests include organocatalysis, multicomponent reactions (MCRs), green chemistry, and the synthesis of medicinally privileged heterocycles and hybrid molecules.



bis-amides (1959), Gewald reaction<sup>32</sup> for 2-amino-thiophene derivatives (1966), Van Leusen reaction<sup>33</sup> for the synthesis of nitriles (1977), and Groebke–Blackburn–Bienaymé reaction<sup>34</sup> for the synthesis of fused imidazole (1998). One-pot reactions have been used successfully over the last few decades to produce huge quantities of drug candidates at high throughput.<sup>35,36</sup> An estimated 5% of commercially available medications, such as Crixivan (by Ugi reaction), Telaprevir (by Passerini reaction), and Nifedipine (by Hantzsch reaction), were produced using one-pot multicomponent reaction (MCR)-based procedures.<sup>36</sup> In these reactions, chemoselectivity is essentially important for developing new techniques for different target organic molecules with appropriate chemical modifications.<sup>37</sup> Modulating chemoselectivity is a strategic goal in organic synthesis because it has been proven to be a powerful skeletal diversity tool in diversity-oriented synthesis (DOS) for the search for new, therapeutically active small heterocycles.<sup>38–41</sup> Over the past few decades, a large number of researchers have reported the chemoselectively controlled one-pot reactions using various catalysts, solvents, and substrate topologies (Fig. 1). By carefully regulating the reaction conditions, these chemoselective one-pot reactions are in reality unique procedures that combine a variety of easily accessible building blocks to produce different molecular assemblies. Many heterocyclic molecules are substructures of several natural products, medicines, and synthetic organic moieties; many of them are regarded as “privileged medicinal scaffolds”.<sup>42–44</sup>

In organic chemistry the retrosynthetic procedures are typically selected when coming up with a strategy for a challenging goal to achieve maximum skeletal simplification, but particularly in cases where the proposed chemistry has little or no context.<sup>45</sup> Such a protocol makes a revolution and reveals the main objectives of organic synthesis, as opposed to adapting a strategy to serve known reactions. The expected outcome of such efforts is the provision of the target architecture in a convergent manner, and creativity becomes a necessity for triumph.<sup>46</sup>

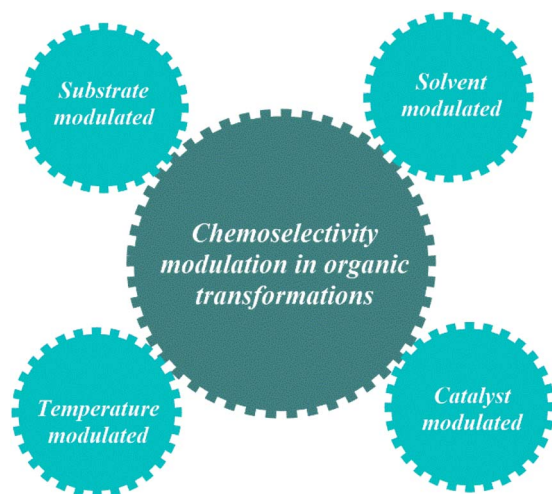


Fig. 1 Modulation of chemoselectivity in organic transformations.

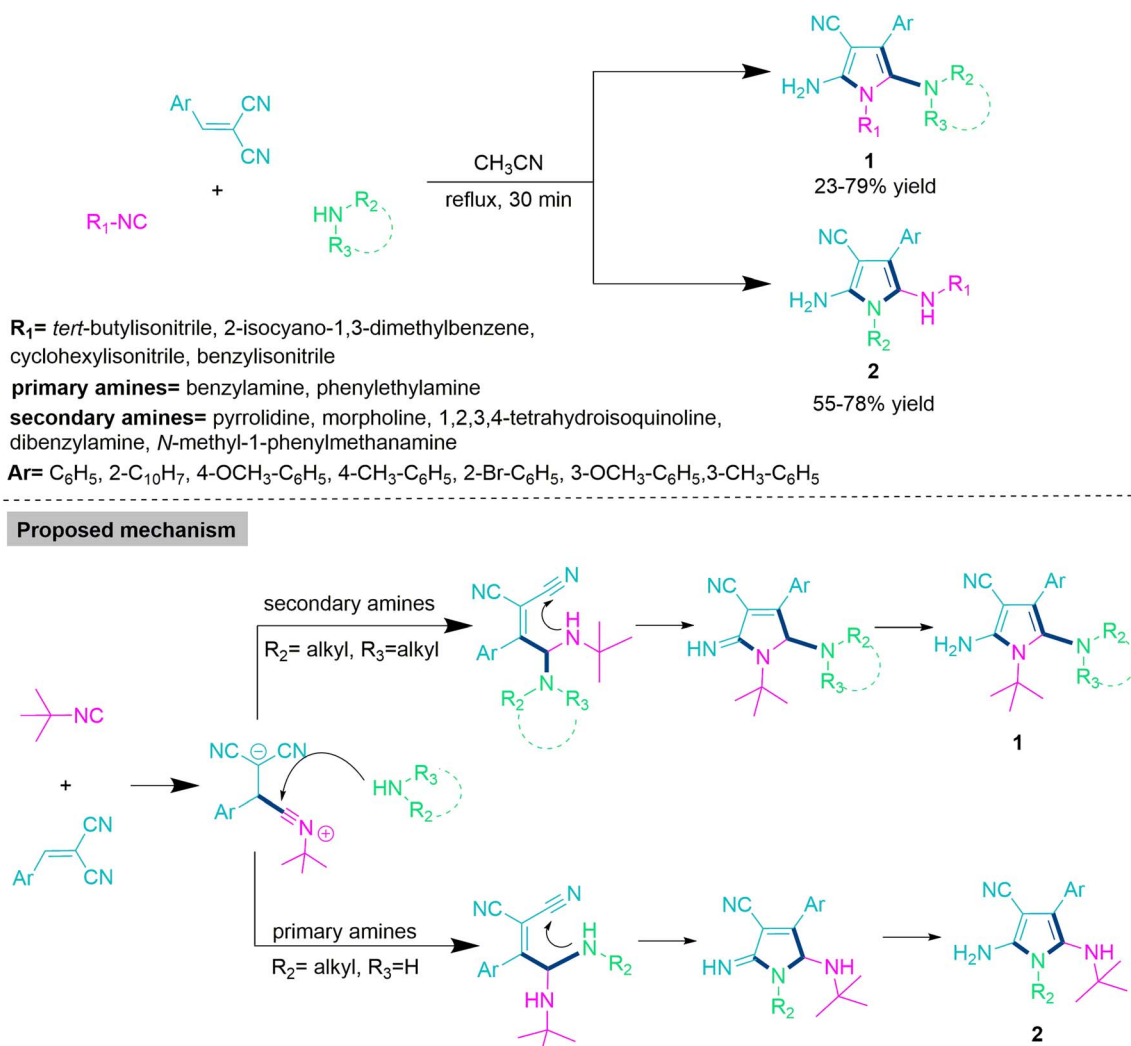
With the continuous progress in this field, new synergistic chemoselective one-pot methods have been frequently explored. However, a comprehensive overview of the progress and current status of these methods is lacking. The authors emphasise the efforts of the global scientific community in the development and implementation of the new chemoselective organic one-pot reactions discussed in this review. In this article, we will present those methods that were described in the literature between 2013 and 2024. The chemoselectivity of most organic reactions is primarily determined by factors such as substrates, reaction medium (solvent), catalysts or additives, and reaction temperature. To the best of our knowledge, no bibliometric study has been documented that focuses on the breakthroughs in chemoselective one-pot reactions considerably; the current review outlines the pioneering advances made in this field. To give readers a good outline, this review is organised into four groups based on the tuning of chemoselectivity in one-pot reactions. The first section focuses on substrate-modulated chemoselectivity in these reactions. The second section includes one-pot reactions with solvent-controlled chemoselectivity. The third section discusses catalyst-driven chemoselective one-pot reactions. Temperature-dependent chemoselectivity is addressed in the last section.

## 2. Substrate-modulated chemoselectivity in one-pot reactions

In the majority of organic transformations, chemoselectivity is modulated by varying the substrate for efficient development of complex molecular skeletons from the cost-effective and readily accessible precursors. Wang and colleagues<sup>47</sup> developed an efficient and chemoselective reaction for the synthesis of functionalized pyrrole derivatives (**1** and **2**) through the reaction of alkyl and aryl isocyanides, primary and secondary amines, and 2-benzylidenemalononitrile derivatives in refluxing acetonitrile. The majority of these reactions showed successful transformations within 30 minutes with no catalyst or additive. Under well-established reaction parameters, the substrate scope with commercially available alkyl and aryl cyanides, primary and secondary amines, and 2-benzylidenemalononitrile derivatives has been successfully explored. When secondary cyclic amines such as pyrrolidine, morpholine, and 1,2,3,4-tetrahydroisoquinoline are utilised, they exclusively produce functionalized pyrrole derivatives (**1**) in a 23–79% yield. On the other hand, use of primary amines such as benzyl amine and phenylethylamine selectively produces poly-substituted pyrrole derivatives (**2**) in 55–78% yield (Scheme 1). In the proposed mechanistic route for polysubstituted pyrrole derivatives (**1**) or (**2**) initially, nucleophilic addition on 2-benzylidenemalononitrile by isocyanide forms an intermediate, which undergoes nucleophilic attack by primary amines to form functionalized pyrrole derivatives (**1**); the use of a secondary amine exclusively produces polysubstituted pyrrole derivatives (**2**).

2-Aminopyrrole and 2-aminopyridine derivatives are important heterocycles because of their remarkable biological properties and their use as precursors in the development of diverse





Scheme 1 Synthesis of polysubstituted pyrrole derivatives (1) or (2).

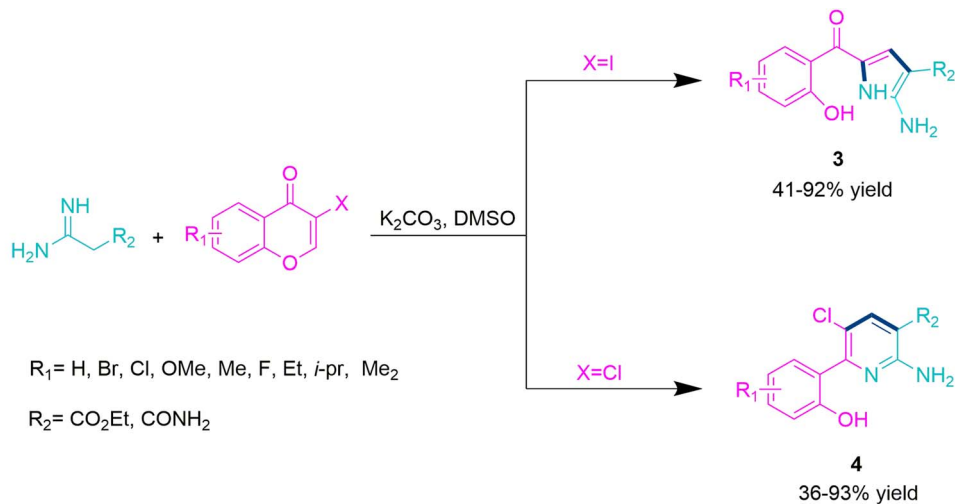
heterocycles.<sup>48–50</sup> Thus, Yang and co-workers<sup>51</sup> developed a chemoselective protocol for the synthesis of these heterocycles using a one-pot reaction of 3-halochromone and amidine promoted by K<sub>2</sub>CO<sub>3</sub> in DMSO at 60 °C. In the described MCR, the formation of 2-aminopyrrole (3) or 2-aminopyridine (4) is exclusively governed by the type of 3-halochromone. Here, use of the 3-iodochromone derivative in the title MCR selectively yields 2-aminopyrroles (3), while 3-chlorochromone derivatives solely produce 2-aminopyridines (4). Yang and co-workers explored the substrate scope and limitations with the help of functionalized chromone derivatives and observed that chromone moiety-bearing electron-withdrawing groups offer good yields of target products. This is because the presence of electron-withdrawing functionality enhances the electrophilicity of the carbonyl functional group more than that of electron-releasing groups. Yang *et al.* reacted C, N-bis-nucleophiles (ethyl 2-amidinoacetate hydrochloride) with 3-halochromone, in which carbanion makes nucleophilic attack on electrophilic 3-chlorochromone and produce an intermediate that undergoes direct displacement reaction to form

product 3. On the other hand, use of 3-iodochromone leads to carbonyl addition in the generated intermediate to produce product 4 (Scheme 2).

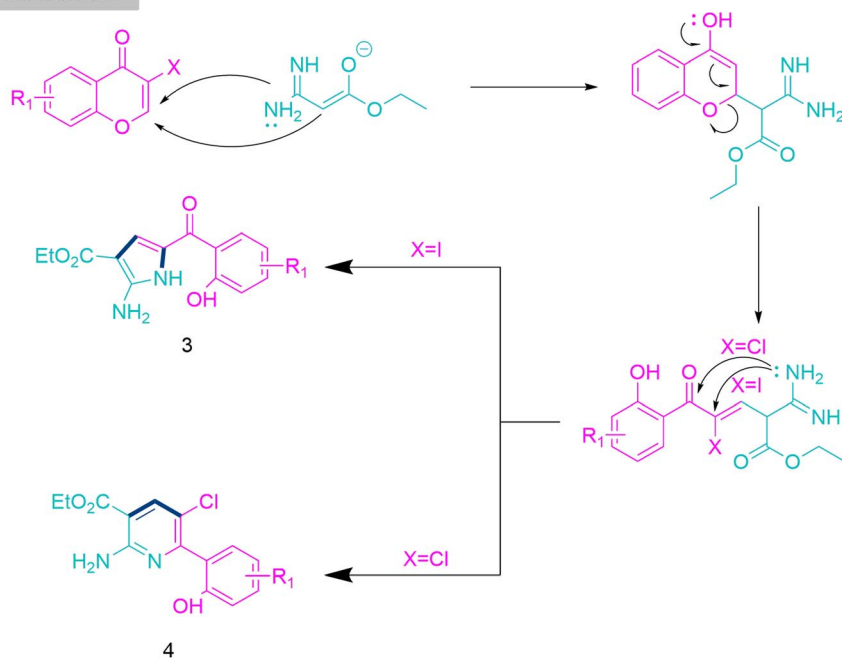
Next, Khan and colleagues<sup>52</sup> performed MCR of primary aliphatic amines, aldehydes, and malononitrile using 4-dimethylaminopyridine (DMAP) to produce pyridines (5) and dihydropyridines (6) at ambient temperature. The reaction of primary amines like unsubstituted benzyl amine and furan-3-ylmethanamine solely produces dihydropyridines (6), while the reaction of amines such as cyclohexylamine, cyclopropylamine, butylamine, hexadecyl amine, piperidine, pyrrolidine, cyclohexylmethanamine, and methylated benzylamines exclusively forms pyridines (5). Under the optimised reaction conditions, most of the substrate with electron-releasing or -withdrawing functionalities shows successful reaction transformations to form pyridines (5) in 62–86% yield and dihydropyridine derivatives (6) in 51–65% yield (Scheme 3).

1,2,3-Triazoles are important five-membered heterocycles, which are extensively utilised as precursors in synthetic organic chemistry.<sup>53</sup> Many of them exhibit potential biological activities,





## Proposed mechanism



Scheme 2 Synthesis of 2-aminopyrrole (3) and 2-aminopyridine (4) derivatives.

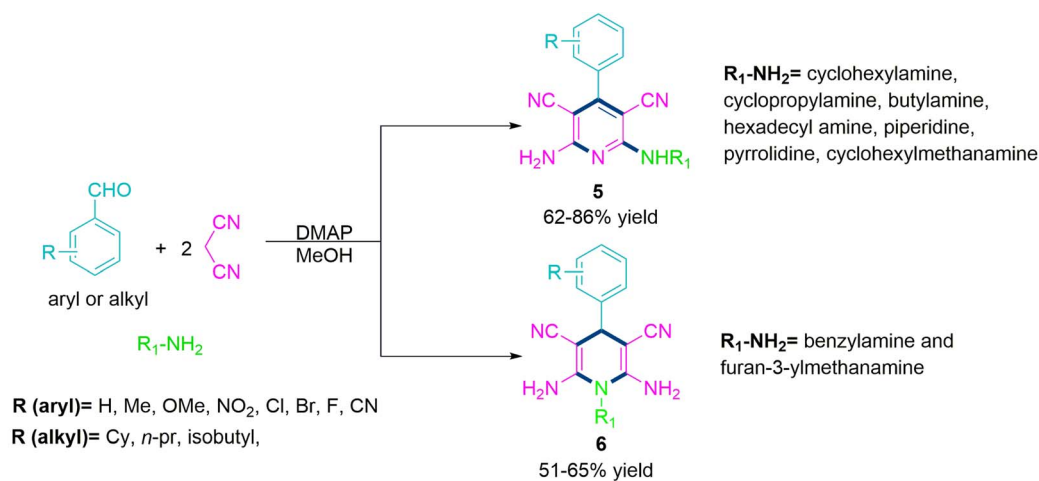
and these heterocycles are also important constituents of pharmaceutical drugs as well.<sup>54,55</sup> In 2015, Wang, Ji, and co-workers<sup>56</sup> successfully performed aerobic oxidative cycloaddition between primary aromatic amine and  $\alpha$ -chlorotosylhydrazone to synthesise 1,4-disubstituted and 1,5-disubstituted 1,2,3-triazole derivatives (7 and 8). In the literature, rare procedures have been reported that involve the formation of target products (7) and (8) under catalyst, metal, azide, and peroxide-free reaction conditions.

Under the optimal reaction conditions, reactions flow smoothly in DMF at 50 °C to form target products with acceptable yields. However, the presence of ring-deactivating functional groups lowered the yields of products (7 and 8). On the basis of control experiments, Wang *et al.* proposed a mechanism in which chlorotosylhydrazone effortlessly transformed into azaalkene and left aniline hydrochloride salt behind.

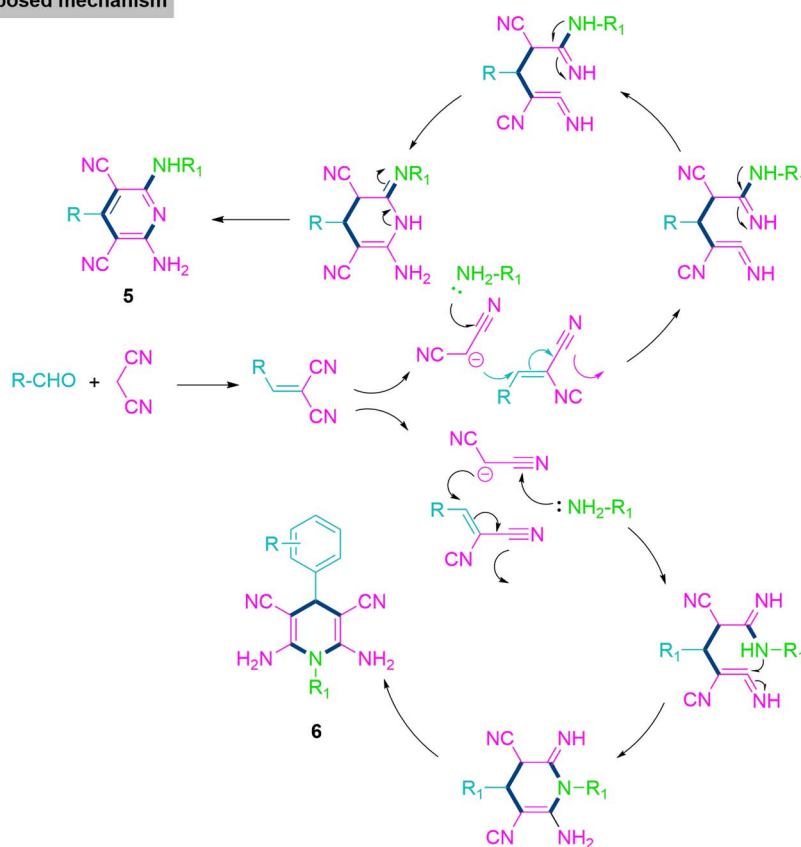
This azaalkene undergoes 1,4-addition with amine to give an adduct, which, upon protonation by benzenaminium, forms an intermediate. This intermediate, endures subsequent cyclization, deprotonation, and oxidation, produces 1,2,3-triazoles (Scheme 4).

In 2016, Li *et al.*<sup>57</sup> explored a substrate-driven domino reaction for the stereoselective synthesis of chiral cyclohexane derivatives (9) and (10) using thiourea-tethered amine catalyst. The reaction of alkyl  $\gamma$ -nitro ketones and aryl enones using 10 mol% of 1-aryl-3-(2-(piperidin-1-yl)cyclohexyl)thiourea catalyst in ethylacetate at 50 °C temperature selectively produces enantioenriched 1,2,5,6-tetrasubstituted cyclohexane derivatives (yield up to 91%, ee up to 93%, and  $dr > 20 : 1$ ) (9). While the reaction of aryl  $\gamma$ -nitro ketones and alkyl enones exclusively forms 1,2,4,5-tetrasubstituted cyclohexane derivatives (10) (yield up to 92%, ee up to 94%, and  $dr > 20 : 1$ ) using a cinchona





## Proposed mechanism



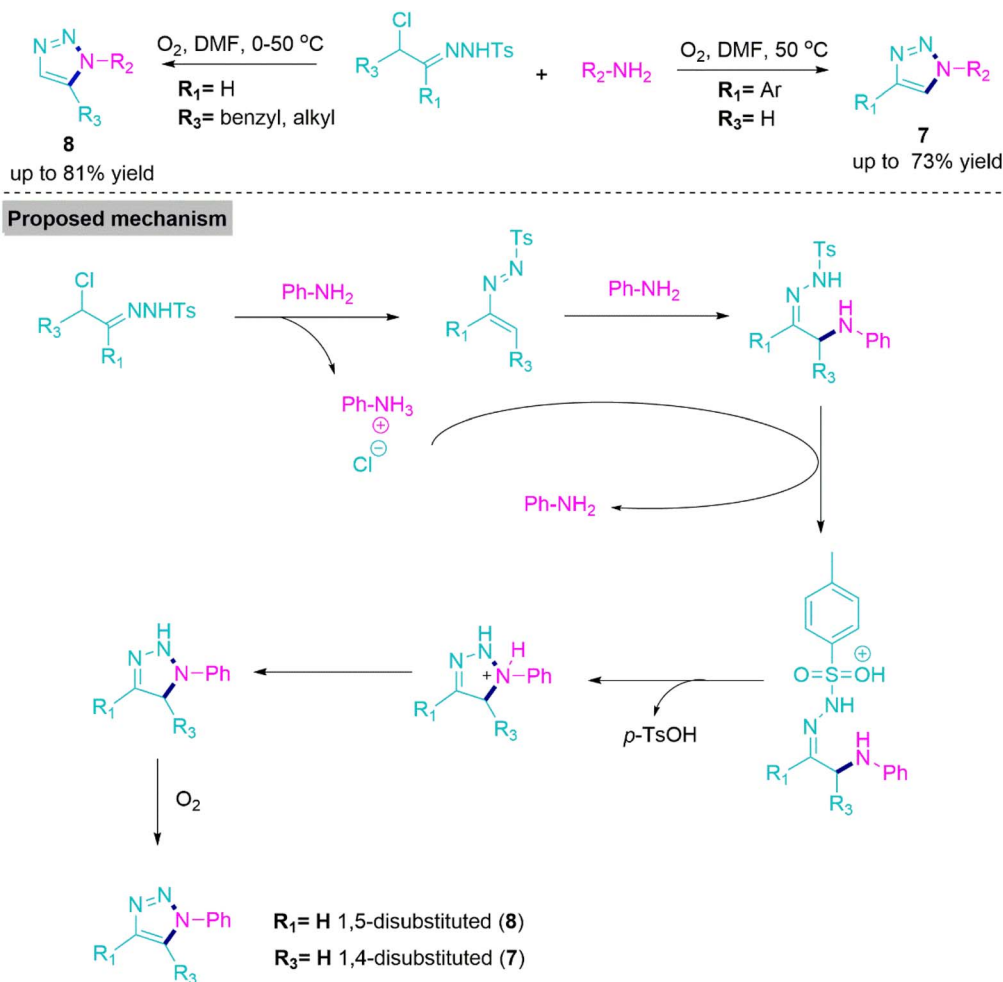
Scheme 3 Synthesis of pyridine (5) and dihydropyridine derivatives (6).

or quinine-based catalyst along with lithium salt of 1-naphthoic acid (as an additive) in THF solvent at 80 °C temperature, both reactions work efficiently with different aryl and alkyl substituents present in  $\gamma$ -nitro ketones and enones (Scheme 5).

Amino acid derivatives are important building blocks for the preparation of *N*-heterocycles *via* multiple bonds forming reactions.<sup>58,59</sup> Wu and colleagues<sup>60</sup> developed 2,4,6-trisubstituted and 3,5-disubstituted pyridine derivatives (11) and (12). These modifications included a catabolism and reconstruction reaction type with the first-ever molecular iodine-mediated oxidative dissociation of inert C–N bonds. Aside from the

intrinsic usefulness of this reaction as a bioinspired process, one of the key benefits of this sustainable technique is that it eliminates the usage of harmful aldehydes and rigorous reaction conditions. Furthermore, the conversion of biomass materials into chemically valuable frameworks is both environmentally and economically beneficial. 2,4,6-trisubstituted pyridines (11) was achieved in acceptable yields (up to 85%) using 1.0 equivalent of I<sub>2</sub> in pyridine at 120 °C temperature. On the other hand, 3,5-disubstituted pyridine derivatives were successfully synthesized using 0.5 equivalent of I<sub>2</sub>, 1.0 equivalent of AcOH, in DMSO at 115 °C temperature (Scheme 6).

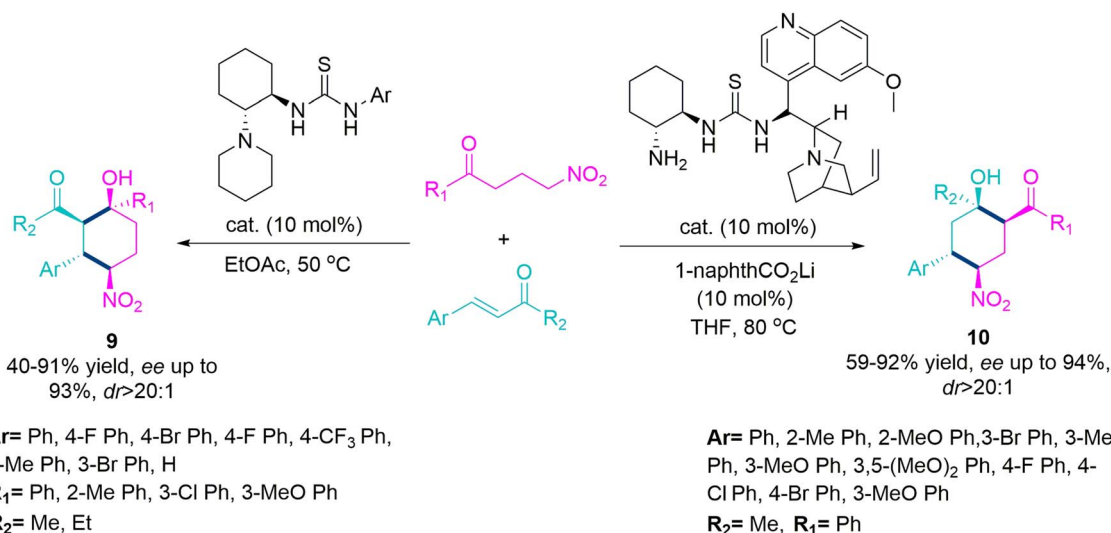




Scheme 4 Synthesis of 1,4-disubstituted and 1,5-disubstituted 1,2,3-triazole (7) and (8) derivatives.

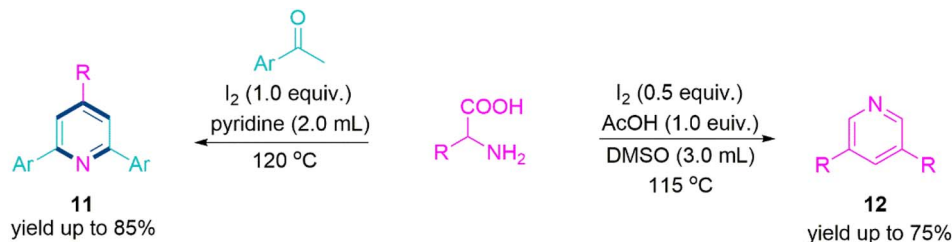
Next, Huang and co-workers<sup>61</sup> developed a straightforward strategy for the synthesis of 5-methoxyoxazoles (**13**) and bicyclic imidazolines (**14**) through one-pot reductive addition of

isocyanoacetates with extremely stable and conveniently available tert-amides or sec-amides to produce a range of 5-methoxyoxazoles (**13**). In contrast, the reaction of sec-lactams



Scheme 5 Synthesis of enantioenriched 1,2,5,6 and 1,2,4,5-tetrasubstituted cyclohexane derivatives (9) and (10).





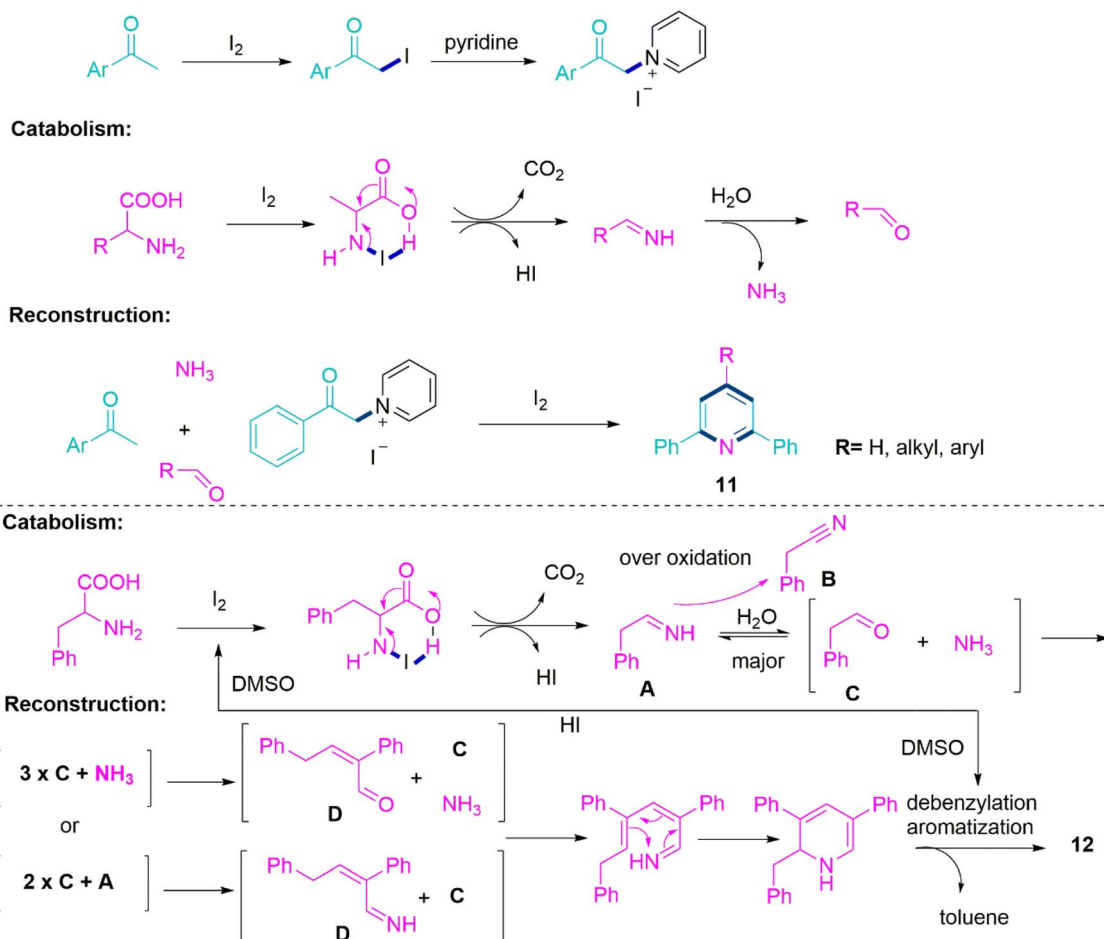
R= Me, Et, isobutyl, *n*-pr, Ph

Ar= Ph, 2-Cl Ph, 4-Cl Ph, 4-SO<sub>2</sub>Me Ph, 2-furyl,  
4-Br Ph, 3-NO<sub>2</sub> Ph, 3-thienyl, 2-furyl, 4-F Ph,  
3-indolyl, benzofuran-2-yl, 9*H*-fluorene-3-yl

R= CH<sub>2</sub>-Ar

Ar= Ph, 4-F Ph, 4-Cl Ph, 4-Br Ph, 3-F Ph, 4-OH  
Ph, 4-*t*-BuO Ph, 1*H*-imidazole-5-yl, 3-indolyl

### Proposed mechanism

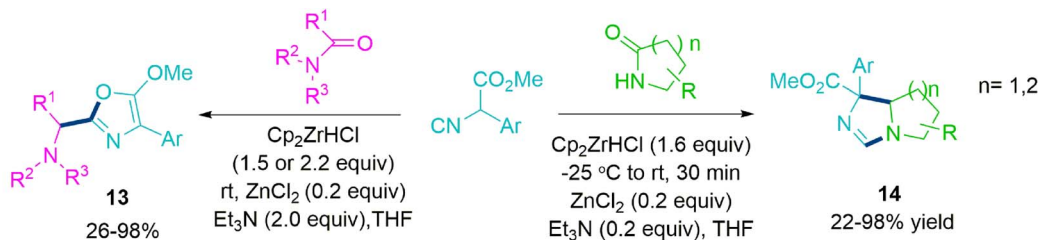


Scheme 6 Synthesis of 2,4,6-trisubstituted and 3,5-disubstituted pyridine derivatives (**11**) and (**12**).

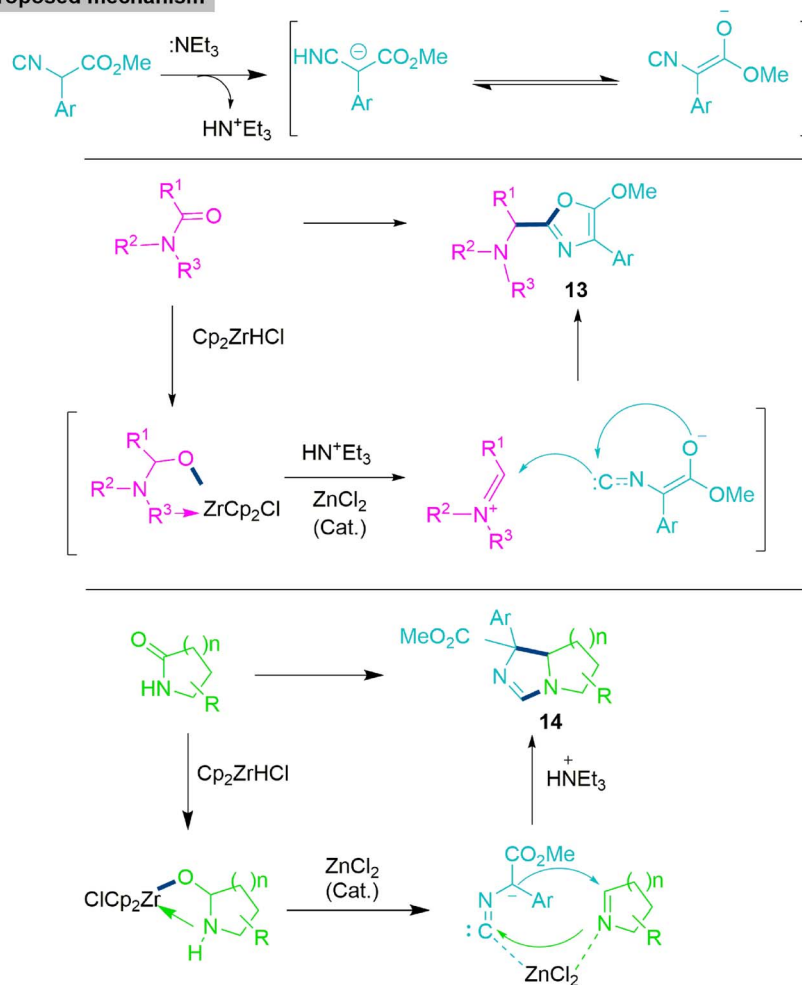
with isocyanoacetates offered a novel and practical method for the synthesis of a bicyclic imidazolidinone skeleton (**14**) under identical reaction parameters. The reaction shows successful transformation by stirring isocyanoacetates and tert-amides or sec-amides with 1.5 equivalent of Cp<sub>2</sub>ZrHCl, 0.2 equivalent of ZnCl<sub>2</sub> and 2.0 equivalent of Et<sub>3</sub>N (2.0 equiv.) at room temperature for 2 h (Scheme 7). This reaction attained mild conditions, a wide range of substrates, acceptable yields, and good substrate-controlled chemoselectivity.

Isocyanides are versatile building blocks in synthetic organic chemistry owing to their distinctive structural features and reactivities.<sup>62–64</sup> These are important substrates in well-known one-pot MCRs like Ugi and Passerini reactions. In 2017, Xu and colleagues<sup>65</sup> developed a silver carbonate-aided domino protocol for the chemoselective annulation of *o*-acylaryl isocyanides and  $\alpha$ -trifluoromethylated isocyanide derivatives. The synthesis of biologically viable trifluoromethylatedoxadiazino [3,2-*a*]indoles (**15**) in a single step from easily available starting





## Proposed mechanism



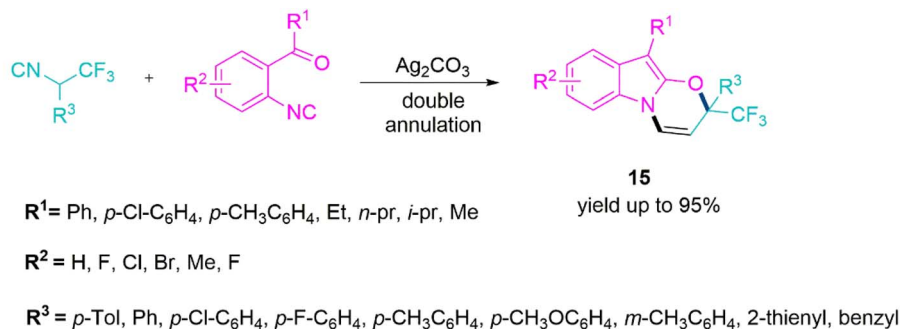
Scheme 7 Synthesis of 5-methoxyoxazole (13) and bicyclic imidazoline (14) derivatives.

materials is made possible by this novel reaction, which offers a quick, effective, and full atom-economic method (Scheme 8). Followed by the proton abstraction in the interim, silver carbonate reacts with a phenyl isocyanide derivative to form a silver-coordinated phenyl isocyanide derivative. Next, deprotonated trifluoromethylated isocyanide makes a nucleophilic approach to a silver-coordinated isocyanide derivative to generate an imidoyl silver adduct. This undergoes bicyclization,

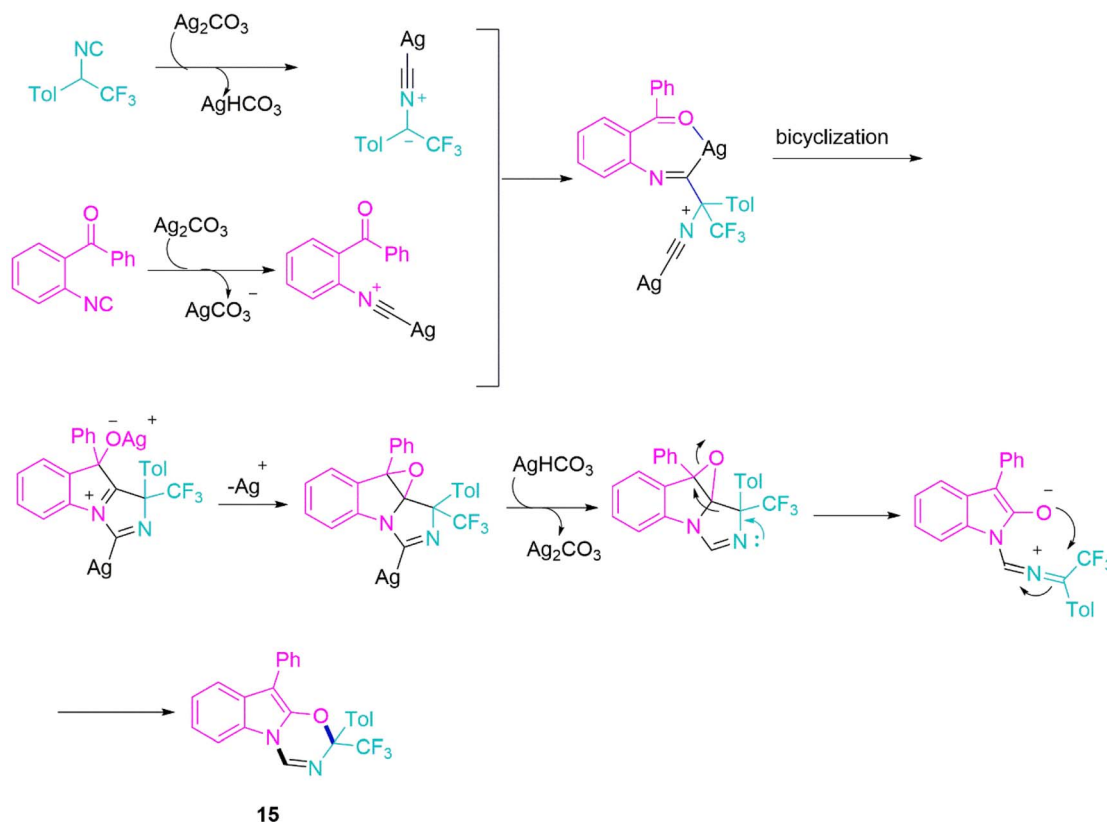
followed by intramolecular annulation, generating indole epoxide. Upon protonation, silver carbonate is regenerated, and subsequent epoxide ring opening takes place to produce a zwitterionic imidazole intermediate, which forms product 15.

New reactivity profiles were observed in this domino transformation, including isocyanide insertion into C–O bonds, chemoselective heterodimerization of two distinct isocyanides, and indole-2,3-epoxide development and rearrangement.





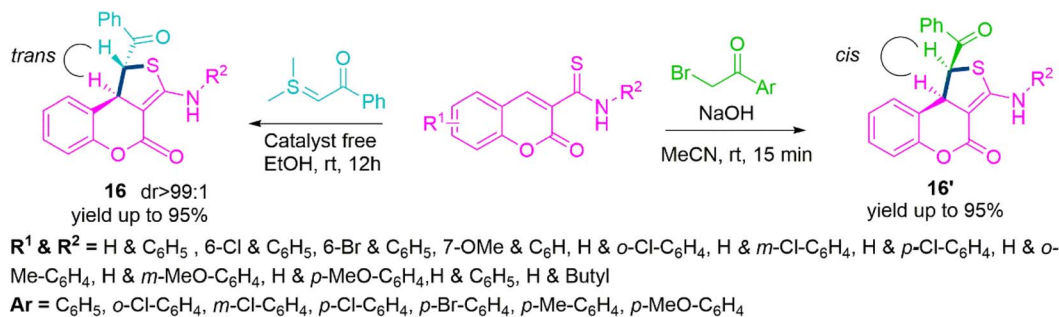
## Proposed mechanism

Scheme 8 Synthesis of trifluoromethylatedoxadiazino[3,2-*a*]indoles (**15**).

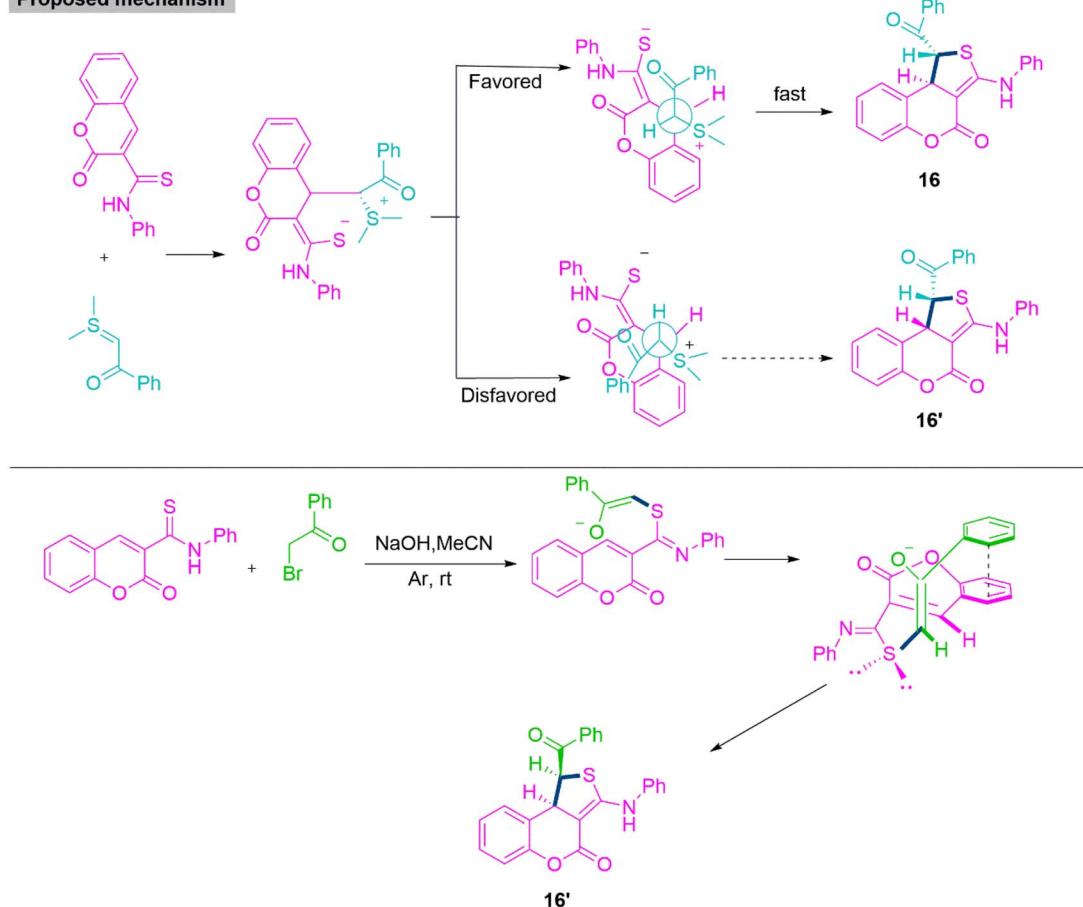
One-pot transformations forming diastereoenriched products with multiple stereocenters are remarkably important. The synthesis of such products is a demanding and challenging job for the organic chemist owing to the difficult diastereocontrol of their relative configuration. In 2019, Xie and colleagues<sup>66</sup> reported a substrate-modulated [4 + 1] cycloaddition of thioamides and sulphur ylides under a catalyst-free condition in ethanol at room temperature to produce *trans*-dihydrothieno [3,4-*c*]coumarin (**16**) derivatives through a Michael addition-triggered cascade process. Here, *trans* geometry is favoured due to steric repulsion between the benzoyl group and 2*H*-chromen-2-one. When the sulphur ylides were switched with acetophenones in the [4 + 1] annulation process, nucleophilic displacement was observed as the essential step, while a double

$\pi$ - $\pi$  stacking donor-acceptor interaction stabilised the transition state that resulted in the *cis*-dihydrothieno[3,4-*c*]coumarin (**16'**) in acetonitrile using sodium hydroxide as catalyst (Scheme 9). In 2019, Samanta and colleagues<sup>67</sup> developed a DBU-induced reaction of cyclic *N*-sulfonyl ketimines with a variety of unsaturated sulfonyl fluorides as 1,2-bielectrophiles. By a selective 3-*exo-tet* ring annulation using 4-methyl-*N*-sulfonyl ketimines as carbon donors, this novel substrate-controlled cyclization method provides a new synthetic approach for the construction of an important class of di- or trisubstituted *trans*-cyclopropanes (**17**) with an *N*-sulfonyl ketimine moiety in acceptable yields and outstanding diastereomeric ratio (*dr* up to 99 : 1). In contrast, a simple growing alkyl-chain from methyl to ethyl/propyl in the same system results in acceptable yields of fused





## Proposed mechanism



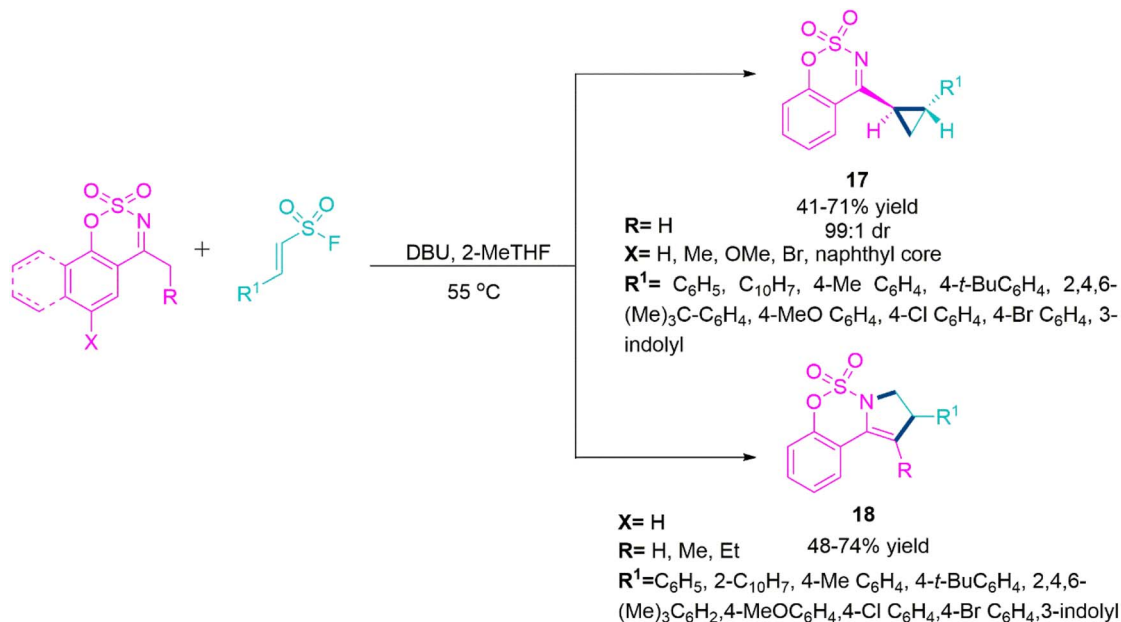
Scheme 9 Synthesis of thieno[3,4-c]coumarin derivatives (16).

dihydropyrroles (**18**). Samantha *et al.* performed a couple of control experiments and show that at first, the reaction between *N*-sulfonyl ketimine and, -unsaturated sulfonyl fluorides form an adduct, which upon deprotonation and subsequent 1,3-elimination reactions generates di- or trisubstituted *trans*-cyclopropanes (**17**). On the other hand, fused dihydropyrrole (**18**) derivatives can be achieved *via* a double Michael addition reaction of the adduct with unsaturated sulfonyl fluorides. This undergoes 5-*exo-tet* C–N bond annulation under the influence of DBU base (Scheme 10). Pyrazole-based heterocycles are recognised as significant structural motifs that are present in many pharmaceuticals, both natural and synthetic.<sup>68,69</sup> Moreover, it has been discovered that these derivatives are frequently present in a variety of substances that have been linked to

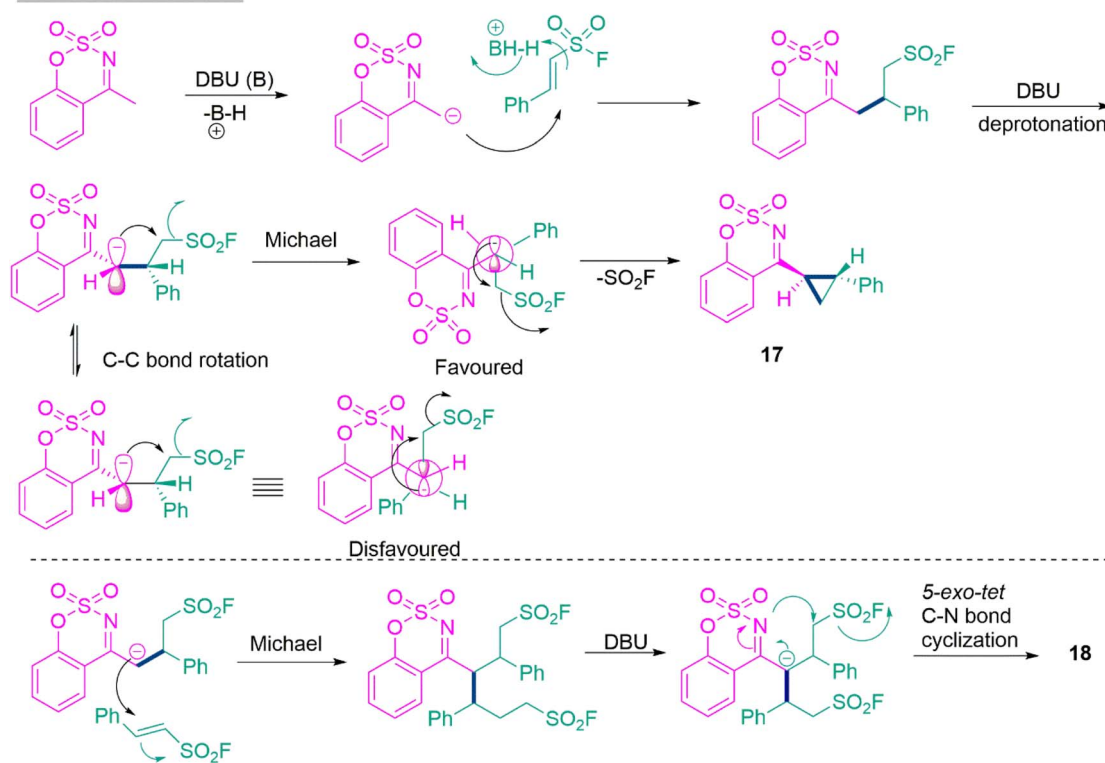
a wide range of pharmacological<sup>70,71</sup> and agricultural properties.<sup>72,73</sup> Moreover, they have been effectively used as ligands in coordination chemistry and as building blocks in supramolecular frameworks.

In 2019, He, Shang, and colleagues<sup>74</sup> reported a straightforward chemoselective synthetic route for the synthesis of nitrogen functionalized 3-aryl-1*H*-pyrazole derivatives. By selecting the appropriate diazo compounds, it is possible to selectively produce both *N*-H insertion and Wolff rearrangement products. Under the influence of a copper catalyst, cyclic 2-diazo-1,3-diketones were used to generate *N*-cyclohexenone 3-aryl-1*H*-pyrazoles (**19**) while, under thermal conditions,  $\alpha$ -carbonyl 3-aryl-1*H*-pyrazoles (**20**) could well be generated through a Wolff-rearrangement procedure with no catalyst





## Proposed mechanism

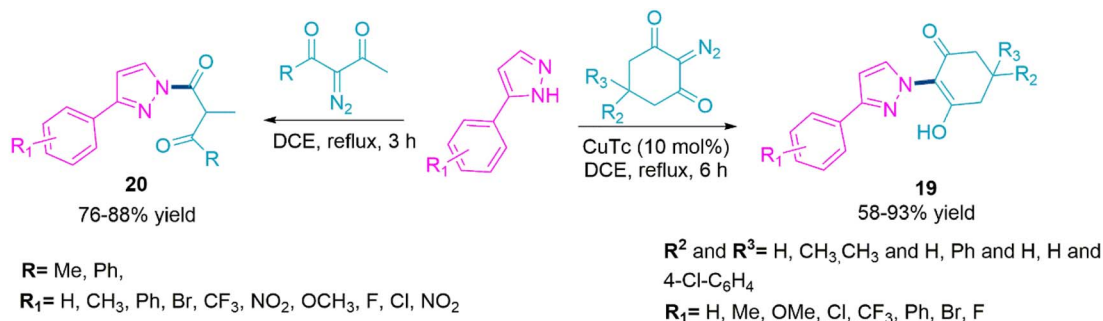
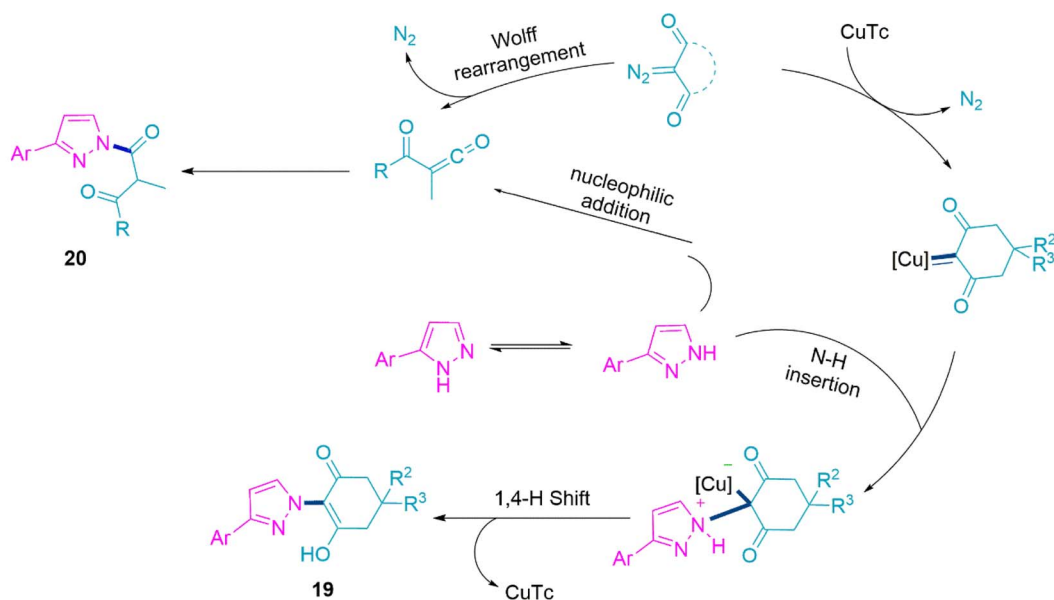
Scheme 10 Synthesis of di- or tri-substituted *trans*-cyclopropanes (**17**) and fused dihydropyrroles (**18**).

using open chain 2-diazo-1,3-diketones. These reactions also showed strong functional group tolerance and may have been performed within acceptable reaction yields (58–93%) (Scheme 11).

Spiro heterocycles exhibits various pharmacological properties. Many of them known for their excellent antibacterial,<sup>75</sup> antifungal,<sup>76</sup> anticancer,<sup>77,78</sup> anti-HIV<sup>79</sup> properties, and cytotoxic agents.<sup>80</sup> Thus, the synthesis of such heterocycles is quite

demanding and challenging task for organic chemist. In 2019, Patel *et al.* developed an original, straightforward, and green synthetic procedure<sup>81</sup> for the diastereoselective spiro[[1,3]dioxolo[4,5-*g*]quinoline-7,5'-pyrimidine] (**21**) derivatives through pseudo-four components and one-flask reaction of *N,N*-dimethylbarbituric acid, 3,4-methylenedioxyaniline, and aromatic aldehyde. The title reaction proceeds smoothly in ethanol using trimethylglycinebetaine:oxalic acid (1 : 1) based deep eutectic



**Proposed mechanism**Scheme 11 Synthesis of *N*-cyclohexenone (**19**) and  $\alpha$ -carbonyl 3-aryl-1*H*-pyrazoles (**20**).

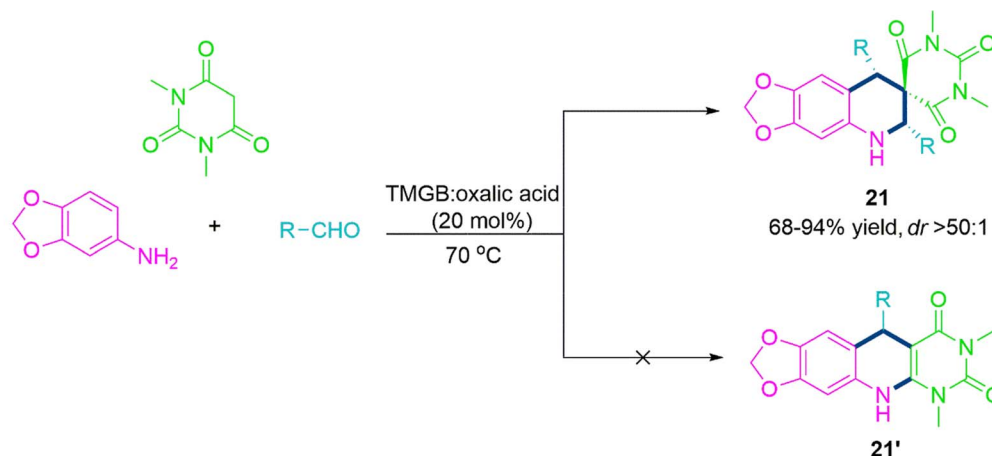
mixture (DEM) at 70 °C temperature with 1:1:1 molar proportion of *N,N*-dimethylbarbituric acid, 3,4-methylenedioxyaniline, and aromatic aldehyde respectively. Among all tested catalyst TMGB:oxalic acid DEM shows excellent reaction transformations and diastereoselectivities (68–94% yield of product **21**, *dr* > 50 : 1). From the experimental observations it has been found that initially, aldehyde and dimethylbarbituric acid react together to form an adduct through Knoevenagel reaction. Next, this Knoevenagel adduct undergoes Michael type addition reaction with 3,4-methylenedioxyaniline and generates an adduct with free amino functionality. This adduct produces a Schiff's base like derivative using reaction with second equivalent of aldehyde and subsequent cyclization leads to generation of product **21** (Scheme 12). Next enthusiastically, Patel *et al.* tested the impact of substrate on multicomponent reaction of carbaldehyde, 5-aminoindazole, and barbituric acid derivative.<sup>20</sup> Here, Patel *et al.* observed that MCR of barbituric acid, carbaldehyde, and 5-aminoindazole forms tetrahydropyrazolo[4,3-*f*]pyrimido[4,5-*b*]quinolines (**22**) on the other hand tetrahydro-spiro[pyrazolo[4,3-*f*]quinoline]-8,5'-pyrimidine (**23**) (*dr* > 20 : 1) obtained by reacting *N,N*-barbituric acid, carbaldehyde, and 5-aminoindazole in refluxing ethanol using

TMGB: oxalic acid deep eutectic mixture. Under the optimized reaction conditions both products **22** and **23** formed in 64–89% and 68–91% yields accordingly.

This methodology well tolerates electron-releasing and -withdrawing functionalities present in carbaldehydes. On the fact of experimental studies, initially, carbaldehyde reacts with barbituric acid derivative to form Knoevenagel adduct. This reacts with 5-aminoindazole and produce an amine intermediate which undergoes subsequent ring closing steps through carbon–nitrogen bond forming reaction to form product **22**. In case of *N,N*-dimethyl barbituric acid, amine intermediate reacts with second equivalent of carbaldehyde and generates Schiff's base like benzylidene derivative. This forms spiro product **23** via intramolecular ring closing step (Scheme 13).

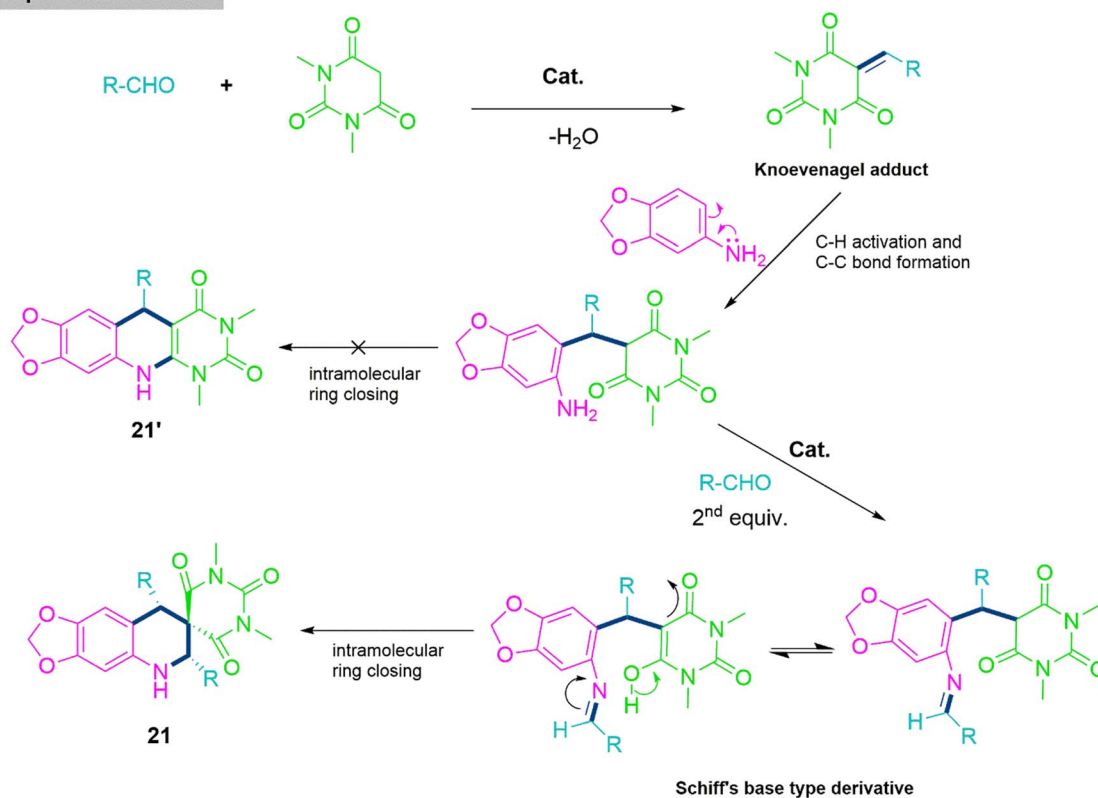
Next, Alizadeh and colleagues<sup>82</sup> reported synthesis of substituted phthalimides (**24**) and (**25**) using triethyl amine promoted reaction of  $\alpha,\alpha$ -dicyanoalkene and 2-(4-oxo-2-thioxothiazolidin-5-ylidene)acetates. This cascade sequence involves Michael addition/intramolecular ring annulation/[1,5-*H*] shift/cleavage of  $\text{CS}_2$ /aromatization and nucleophilic acyl substitution under ultrasound irradiation. Notably, 2-(4-oxo-2-thioxothiazolidin-5-ylidene) acetates might be produced either





**R**= phenyl, 4-chlorophenyl, 3-chlorophenyl, 4-fluorophenyl, 4-bromophenyl, 3,4-dimethoxyphenyl, 4-biphenyl, 4-pyridyl, 3-methoxyphenyl, 4-methoxyphenyl, 4-methylphenyl, 4-nitrophenyl, 4-hydroxyphenyl, 5-bromothieryl

### Proposed mechanism



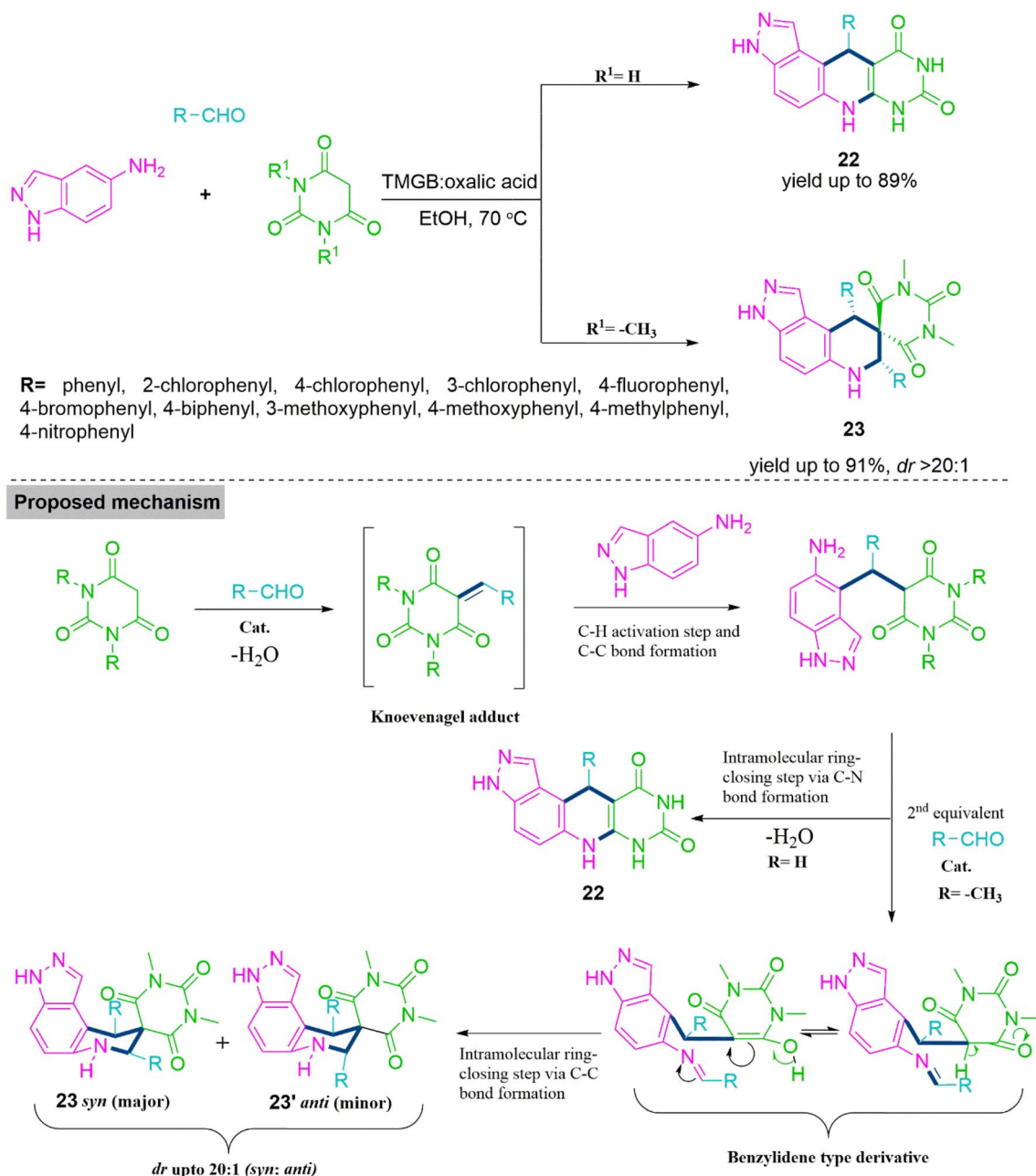
Scheme 12 Synthesis of spiro[[1,3]dioxolo[4,5-*g*]quinoline-7,5'-pyrimidine] (**21**).

*in situ* or prior to the process. The synthesis of various derivatives under mild and environmentally friendly conditions allowed investigators to determine the substrate range of this flexible technique. In proposed mechanism,  $\alpha,\alpha$ -dicyanoalkene undergoes Michael addition with 2-(4-oxo-2-thioxothiazolidin-5-ylidene)acetates followed by intramolecular ring annulation produces spiro intermediate. This intermediate further follows [1,5-*H*]-shift, elimination of  $\text{CS}_2$  molecule and nucleophilic acyl

substitution to produce substituted phthalimides (**24**) and (**25**) (Scheme 14).

Thioimidates are common in biologically active compounds and crucial precursors in the synthesis of many *N*- and *S*-containing chemical compounds. Traditional techniques for producing these structural units relied on interactions between sulphur nucleophiles and substances that included C-N multiple bonds, such as imidoyl chlorides, ketenimines, or





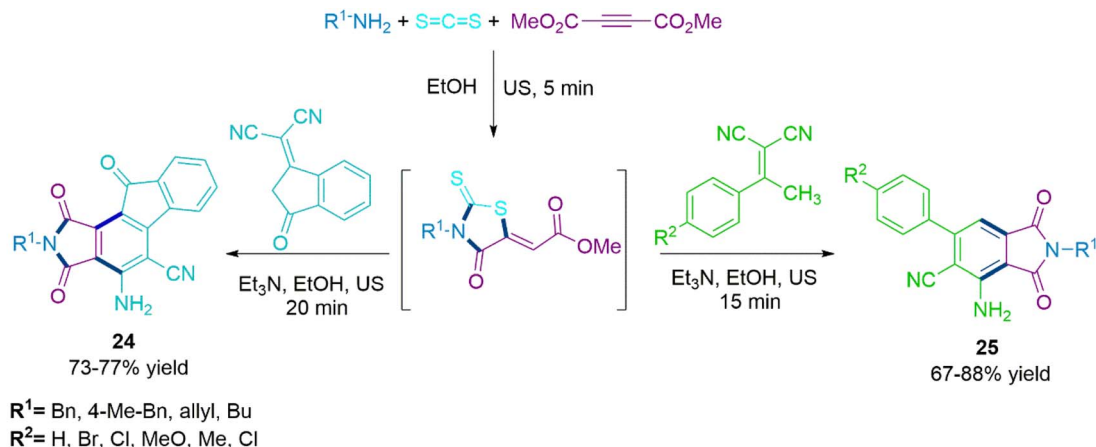
Scheme 13 Synthesis of tetrahydro-pyrazolo[4,3-*f*]-pyrimido[4,5-*b*]quinoline (22) and tetrahydro-spiro[pyrazolo[4,3-*f*]quinoline]-8,5'-pyrimidine (23).

nitriles. Here, reacting carbon sources with thioamide molecules was an alternative strategy. The synthesis of aryl thioimidates *via* chemoselective *S*-arylation remains underdeveloped, despite numerous developments in *S*-alkylation processes to access alkyl thioimidates. The side *N*-arylation reaction would present a significant barrier because thioamides are bidentate-type nucleophiles that include both N-H and thio-carbonyl groups. In 2020, Tan *et al.*<sup>83</sup> developed a straightforward strategy for chemoselective *S*-arylation reaction of thio-oxindoles with arynes to synthesize 2-(arylthio)indolenine derivative (26) under mild reaction conditions. This benign procedure has been successfully scaled to gram-scale

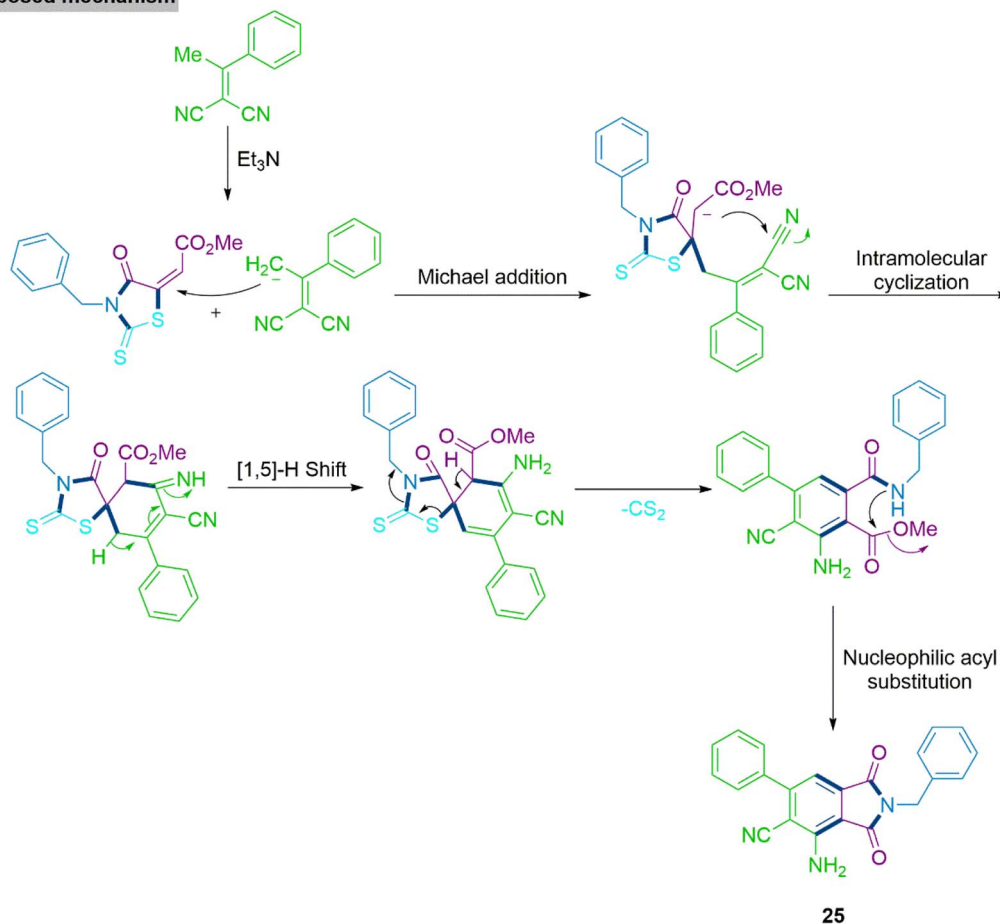
and applied to a variety of architecturally different building blocks. The robustness screen and derivatization experiments further illustrated its capabilities in exploring chemical space for medicinal chemistry use (Scheme 15).

Numerous naturally occurring substances and biologically active compounds include the pyridone core, a distinctive heterocyclic unit. Particularly, derivatives containing pyridone frequently display a wide range of biological properties, including antifungal, antibacterial, insecticidal, antiviral, anti-inflammatory, and anti-HIV effects.<sup>84-86</sup> The pyridine skeleton has drawn a lot of attention in recent years from the scientific community, and numerous synthetic methods have been





## Proposed mechanism



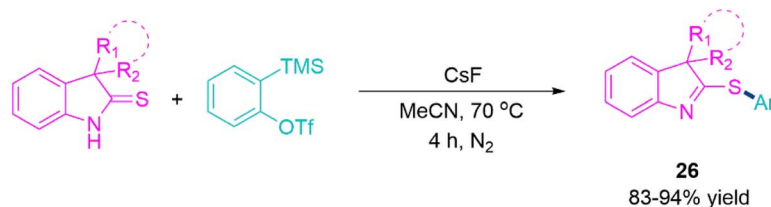
Scheme 14 Synthesis of functionalized phthalimides (24) and (25).

investigated to produce these compounds. In 2020, Liu, Huang and colleagues<sup>87</sup> developed a substrate controlled functionalized pyridines (27) through three components cascade reaction of aniline, diethylacetylenedicarboxylate, and diethylethoxymethylene-malonate promoted by  $CsCO_3$  at room temperature under solvent-free conditions. This process involves Michael addition reaction/ethanol removal and intermolecular ring annulation. The chemoselectivity was modulated by substituted aniline derivative, offering functionalized

2-pyridone (27) (52–85% yield) and 4-pyridone derivatives (28) (56–72% yield) in acceptable reaction yields. From the control experimental results, the proposed mechanistic path for the synthesis of products 27 and 28 is shown in Scheme 16.

Numerous organic substances with medicinal value contain *N*-arylamide and similar chemical compounds. Especially the therapeutic benefits of arylamides, including their anti-inflammatory, anti-tumour, and potassium channel activating effects, are widely recognised.<sup>88–90</sup> As a result, organic and

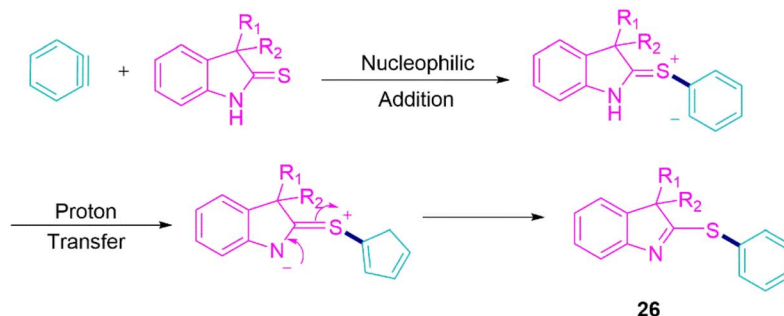




$R_1$  and  $R_2$  = Me, Ph, Bn, allyl, allyl and Bn,  $\text{CH}_2\text{COOEt}$ , Cp, Cy, piperidinyl, oxanyl, dioxolanyl, 6-yl-5,6-dihydroindeno[2,1-*b*]indole, 2-yl-5,5-dimethyl-1,3-dioxane, 2-yl-ethene-1,1-diylidibenzene

$\text{Ar}$  = Ph, 5-yl-benzo[*d*][1,3]dioxole, 2-naphthyl, 3-OMe-Ph, 4-OMe-Ph, 9-yl-phenanthrene, *p*-tolyl, *m*-tolyl, 3-F-Ph, 4-F-Ph

#### Proposed mechanism



Scheme 15 Synthesis of 2-(arylthio)indolenine (**26**).

pharmaceutical chemists have shown a stronger interest in the synthesis of *N*-arylamide. The Goldberg reaction, which involves the catalyst-promoted coupling of amides and aryl halides in the presence of a base at an elevated temperature, is one of the most frequently used synthesis techniques to produce *N*-arylamides. In 2021, Kumar and colleagues<sup>91</sup> explored the Cu-catalyst promoted reactions of commercially available indole-3-carbonitriles,  $\alpha$ -cyano ketones, and diaryliodonium salts to synthesise *N*-arylindole-3-carboxamides (**29**),  $\beta$ -oxo amides (**30**) and *N*-arylindole-3-carbonitriles (**31**). Under neutral reaction conditions, a variety of *N*-arylindole-3-carboxamides and  $\beta$ -oxo amides were effectively produced with significant yields, and the addition of DIPEA base produced *N*-arylindole-3-carbonitriles with a completely new selectivity pattern. To check the feasibility of the reaction, Kumar *et al.* performed a couple of control experiments and proposed a conceivable amidation mechanism. Where the substrate reduces the Cu-catalyst and generates an active Cu(I)OTf catalyst. In the second step, oxidative addition by diaryliodonium triflate produces Cu(III) intermediate. This undergoes a ligand exchange reaction with nitrile, followed by the addition of a water molecule and reductive elimination, to furnish amide derivatives (Scheme 17).

Chalcogens are exceptional substances with important applications in the synthesis of organic compounds<sup>92</sup> (as electrophiles, nucleophiles, catalyst, and ligands) life sciences,<sup>93</sup> pharmaceutical chemistry,<sup>94</sup> and materials science.<sup>95</sup> As a result of its widespread use across many scientific domains, green techniques for the synthesis of chalcogens comprising heterocyclic molecules have drawn significant interest from chemists. The versatile

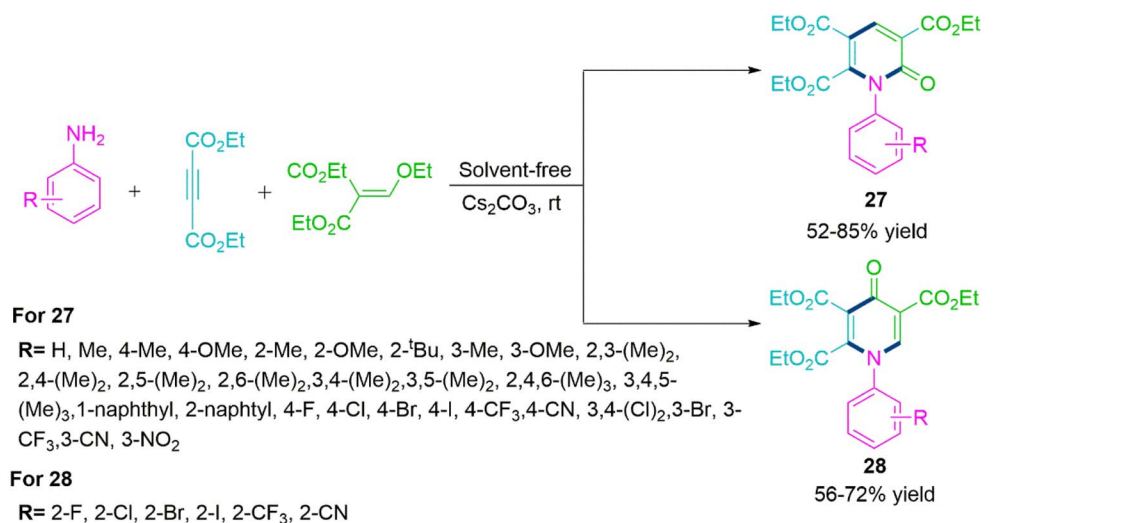
structural scaffold pyrrolidine, which can be found in many natural products and has a wide range of pharmacological effects.

Improving the reactivity of native molecules or medicinal products may be possible by adding the chalcogen functionality to the pyrrolidine skeleton (**32** and **33**). Several efforts have been done up to this point to look into and create innovative methods for creating more valuable chalcogen substituted organic compounds. In 2020, Wang and colleagues<sup>96</sup> developed an additive and oxidant free chemoselective procedure which involves radical ring annulation reaction of 1,6-enynes and chalcogens. This procedure shows reactivity of non-activated 1,6-enynes to alkenes and alkynes. Under optimized reaction conditions, Wang *et al.* tested a variety of substrates and observed that it flows well with internal and terminal alkyne. The successful reaction transformation involves formation of free radicals from the Se-phenyl 4-methylbenzenesulfonoseleoate. Newly generated aryl sulphonyl radical reacts with 1,6-enyne to form an intermediate which undergoes 5-*exo-dig* cascade annulation followed by Se-phenyl free radical capture generates product **32**. On the other hand, free radical addition on alkene site by thiophenol radical produces an alkyl radical intermediate followed by 5-*exo-dig* cascade ring annulation and hydrogen atom transfer furnishes product **33** (Scheme 18).

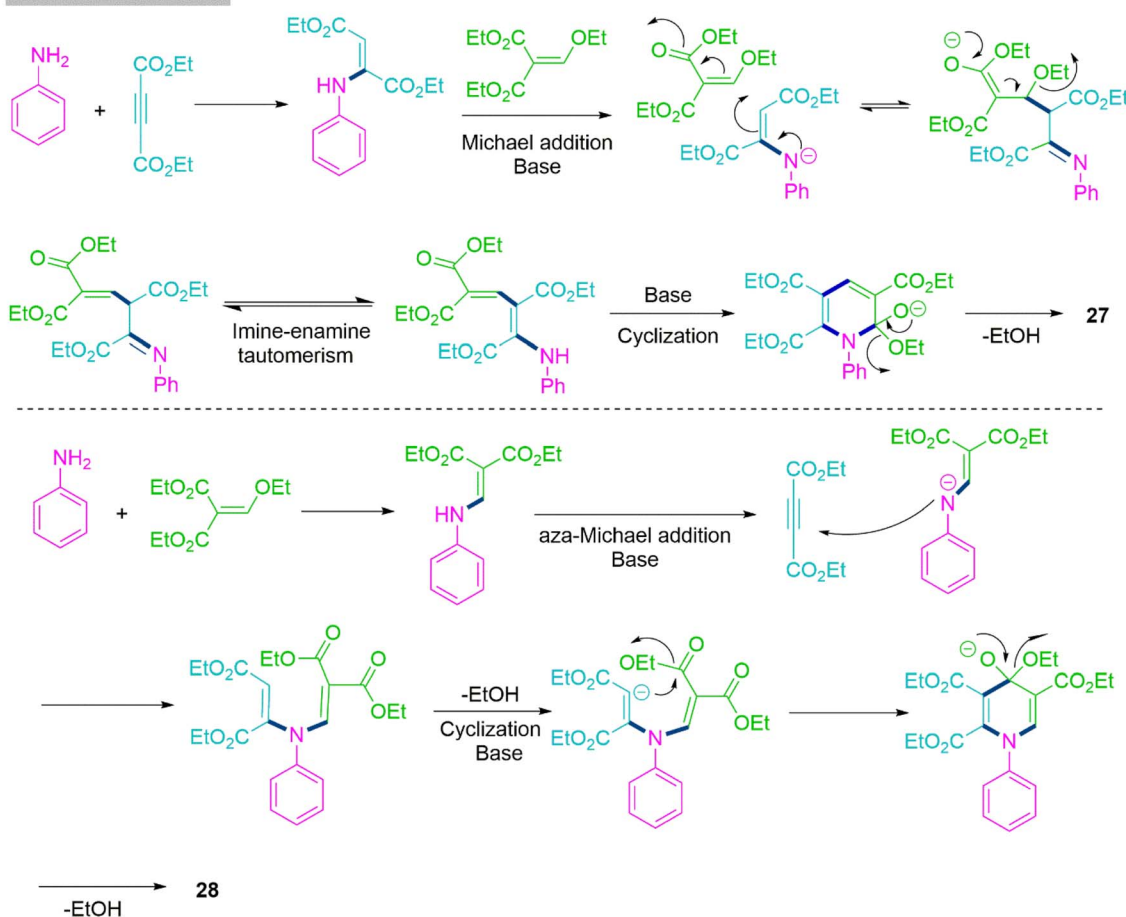
### 3. Solvent modulated chemoselectivity in one-pot reactions

Solvent-controlled chemoselectivity in organic reactions is a significant aspect in the formation of complex molecular





### Proposed mechanism

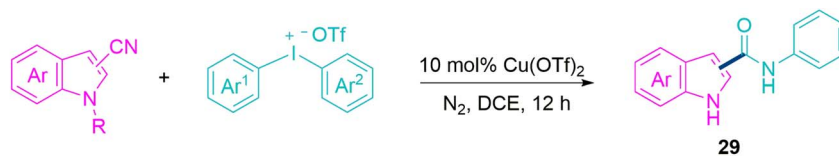


Scheme 16 Synthesis of 2-pyridone (27) and 4-pyridone (28) derivatives.

structures. In these cases, changing the solvents results in the formation of two different molecular entities without affecting the other reaction parameters. In 2014, Ji and colleagues<sup>97</sup> reported a solvent-driven synthesis of spiroindoline (34) and functionalized pyrrole derivatives (35). The reaction of *gem*-diactivated alkene with 2-isocyanoethylindoles in refluxing

ethanol selectively forms product 34 in 35–92% yield and *dr* > 20 : 1. While the three-component reaction of 2-isocyanoethylindoles, *gem*-diactivated alkene, and secondary amine in refluxing acetonitrile exclusively produces product 35 in moderate yields (22–59%). In the conceived mechanism, first isocyanide makes a nucleophilic approach on *gem*-diactivated





Ar<sup>1</sup>= Ph, Mes

Ar<sup>2</sup>= Ph, 4-MeC<sub>6</sub>H<sub>4</sub>, 4-*t*-BuC<sub>6</sub>H<sub>4</sub>, 4-MeOC<sub>6</sub>H<sub>4</sub>, 4-ClC<sub>6</sub>H<sub>4</sub>, 3-MeC<sub>6</sub>H<sub>4</sub>, 3-MeOC(O)C<sub>6</sub>H<sub>4</sub>, 2-MeOC(O)C<sub>6</sub>H<sub>4</sub>

**Substrate Scope of diaryliodonium salts**

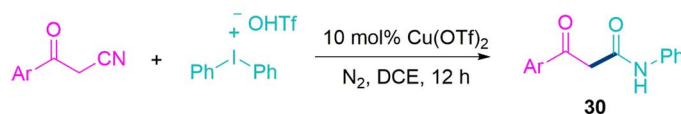
H, Me, *t*-Bu, OMe, Cl, Me

**Substrate Scope of indole derivatives**

R= H, Me

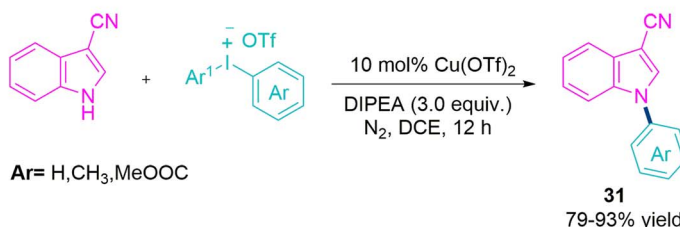
Ar= Br, F, NO<sub>2</sub>, H

70-91% yield



Ar= 3-indolyl, 5-methoxy-3-indolyl, 5-bromo-3-indolyl, Ph

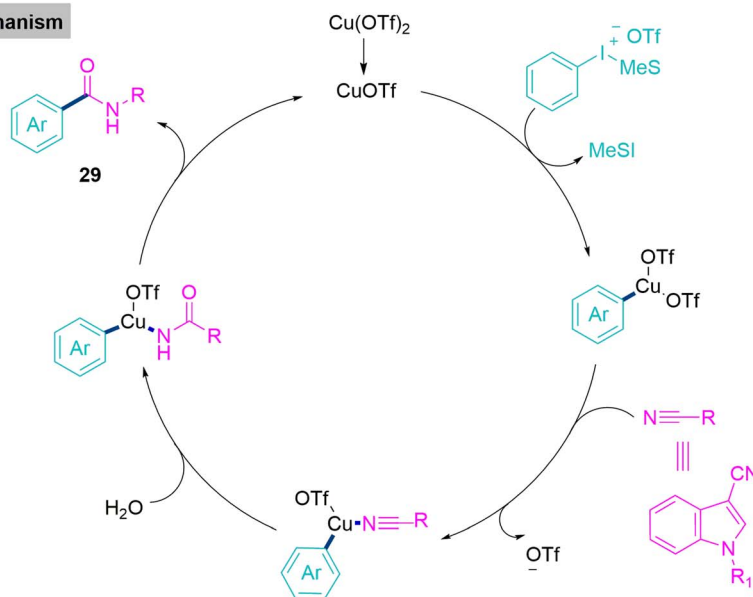
64-82% yield



Ar= H, CH<sub>3</sub>, MeOOC

79-93% yield

#### Proposed mechanism



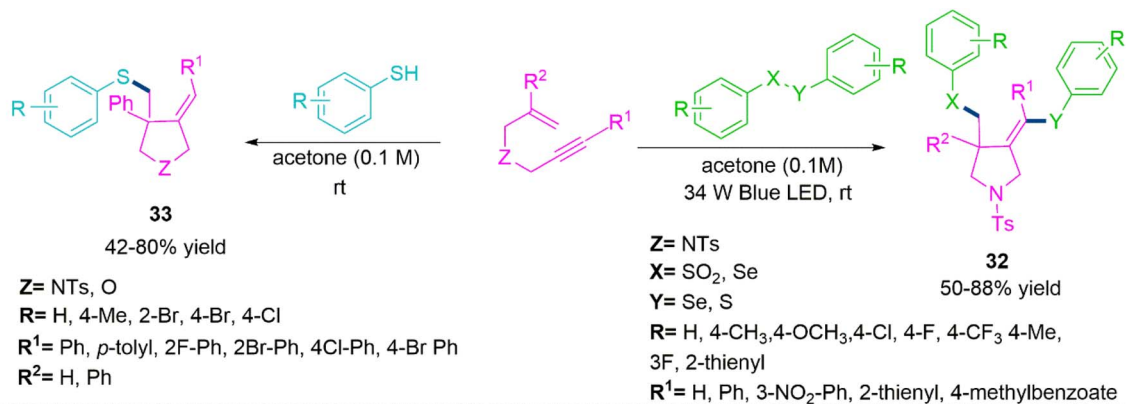
Scheme 17 Synthesis of amide derivatives (29-31).

alkene to generate an active intermediate, which undergoes intramolecular ring annulation to generate product 34. The reaction of this active intermediate with secondary amine followed by subsequent cyclization forms product 35 (Scheme 19).

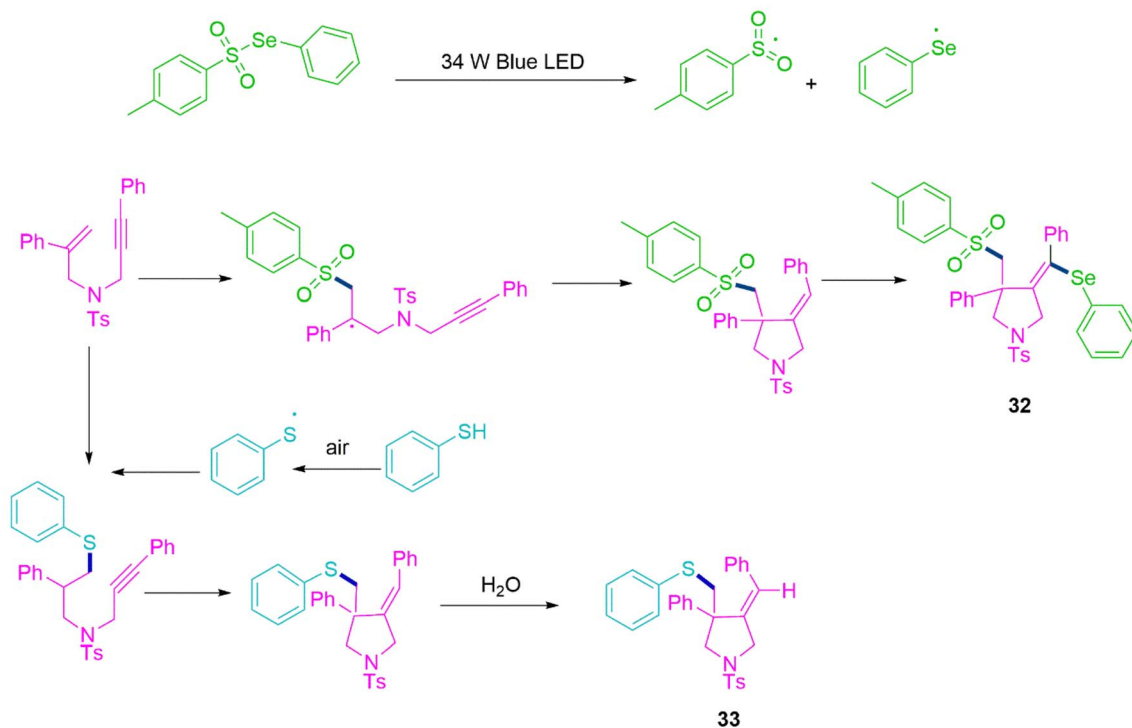
Uracil based compounds are important pharmacophore in many bioactive compounds and pharmaceuticals.<sup>98</sup> It is not surprising that various studies have been conducted on the selective synthesis of 5- and 6-substituted uracil derivatives. Several approaches based on dearomatization, electrophilic displacement, and condensation have been developed; though, these strategies are restricted to a single kind of substitution,

necessitate the preassembly of the uracil framework before the production of the desired analogues, or proceed under challenging conditions.<sup>99,100</sup> Direct conversion of hemiaminals derived from barbituric acids to diverse products from the same synthetic precursor would be a potent stratagem for expanding the range of accessible uracil analogues. Nevertheless, nowadays such hemiaminals were unavailable due to a lack of procedures for the monoreduction of barbituric acids. Thus Szostak, Procter, and colleagues<sup>101</sup> established a SmI<sub>2</sub>-mediated synthesis of uracil derivatives 36 and 37 in 62–85% and 76–89% yield. Here, chemoselective switching between two reaction





## Proposed mechanism



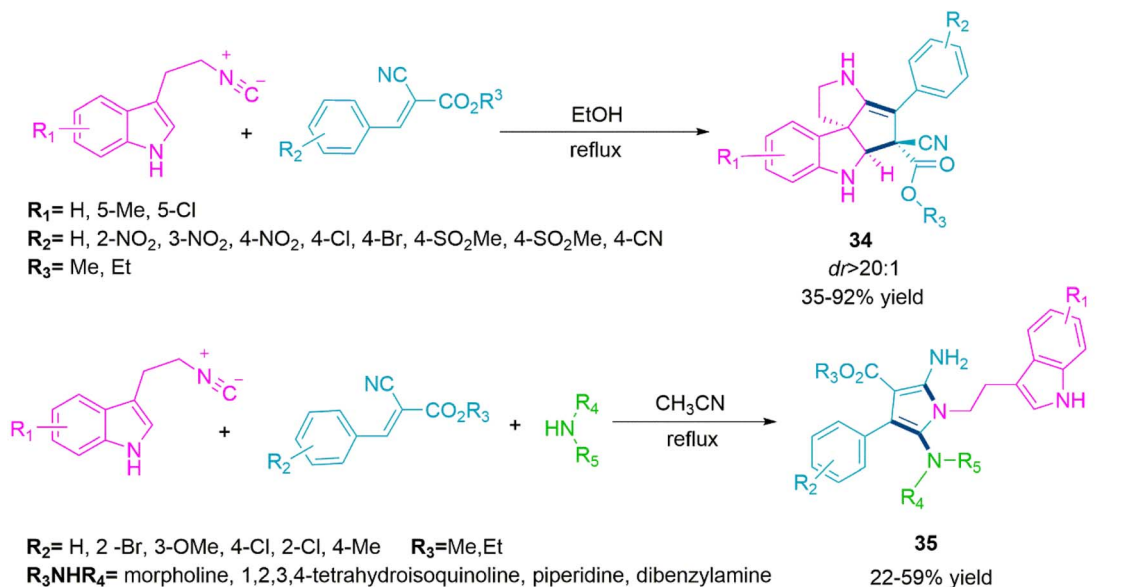
Scheme 18 Synthesis of pyrrolidine derivatives (32) and (33).

pathways by an alcohol co-solvent effect is shown. In order to raise the redox potential of Sm(II), coordinating solvents are used in the procedure, which leads to either a chemoselective reduction using SmI<sub>2</sub>-H<sub>2</sub>O or a 1,2-migration through *in situ* formed *N*-acyliminium ions using SmI<sub>2</sub>-ethylene glycol. This study takes advantage of the benign conditions of SmI<sub>2</sub>-mediated monoreduction of barbituric acids and provides a promising procedure for the synthesis of uracil derivatives of biological interest. The proposed reaction mechanism using kinetic isotope effects is shown in Scheme 20.

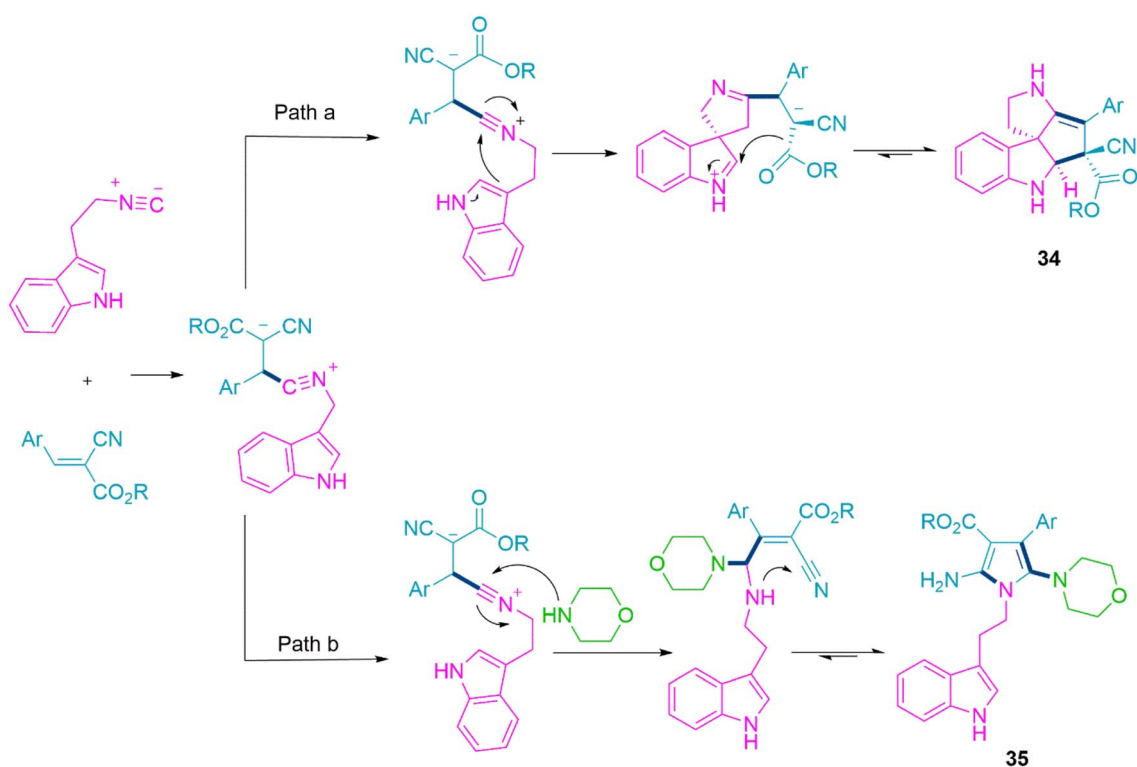
Multicomponent domino reactions (MDRs) have become widely used in recent years to synthesise a variety of complex molecules by consecutively combining three or more simple substrates.<sup>102,103</sup> Most reported MDRs followed a linear synthetic route. The derivatives of pyrrolo[1,2-*c*]imidazole have numerous

applications in pharmaceutical<sup>104</sup> and agrochemical chemistry.<sup>105</sup> Nevertheless, only a few cases of their synthesis have been described so far, which involved the formation of a pyrrolidine ring from the confined precursors imidazolidine-2,4-dione or 2-thioxoimidazolidin-4-one.<sup>106,107</sup> Significantly substituted pyrrolothiazoles serve as the structural base for many alkaloids and have been conferred with a variety of pharmacological potencies.<sup>108</sup> In addition, drug development<sup>109</sup> and agrochemical applications<sup>110</sup> benefit from the use of pyrrolo[1,2-*c*]thiazole derivatives. In 2015, Wu and colleagues<sup>111</sup> reported a solvent-controlled MDR procedure involving nitriles, arylglyoxal monohydrates, and thourea. In refluxing acetic acid, Wu *et al.* achieved pyrrolo[1,2-*c*]imidazole derivative (38) on the other hand, reacting these substrates in refluxing ethanol generates pyrrolo[1,2-*c*]thiazoles (39). To get a clear idea about





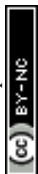
## Proposed mechanism

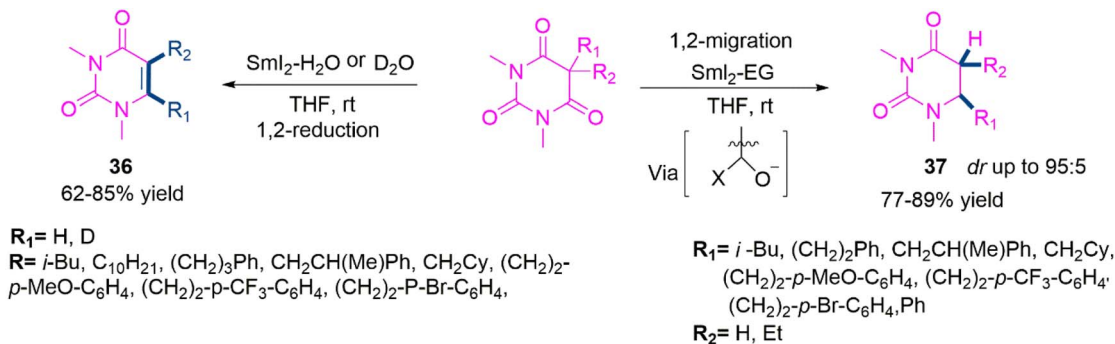
Scheme 19 Synthesis of spiroindoline (**34**) and functionalized pyrrole derivatives (**35**).

mechanistic paths, Wu *et al.* performed several control experiments and observed that aryl glyoxal monohydrate initially reacts with malononitrile and thiourea to form *gem*-diactivated olefin and 5-phenyl-2-thioxoimidazolidin-4-one. In the next step, newly generated thioxoimidazolidinone makes a nucleophilic attack on *gem*-diactivated olefin and follows subsequent cyclization and tautomerization to produce product **38**. While,

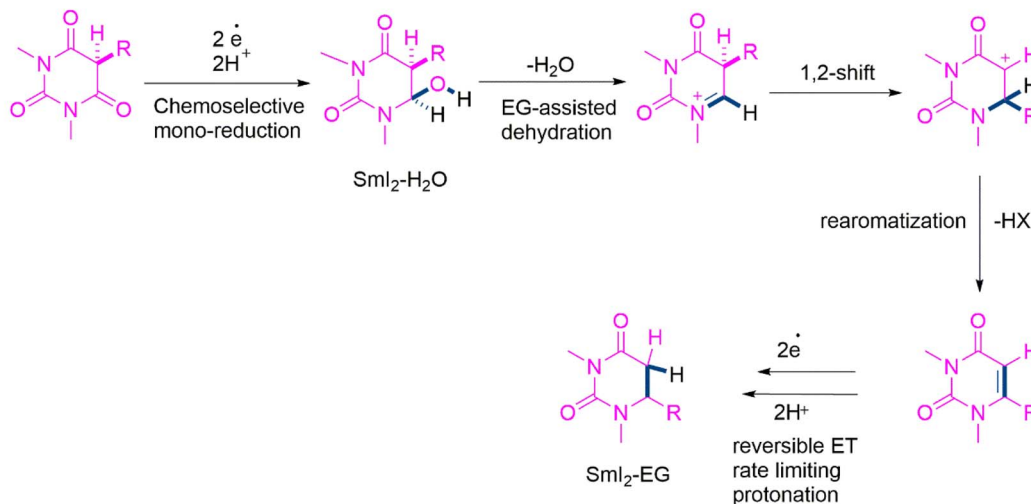
in refluxing ethanol, 2-aminothiazol-5(4*H*)-one is generated, which further reacts with *gem*-diactivated olefin and follows subsequent cyclization and tautomerization to yield product **39** (Scheme 21).

Nitrogen bearing fused heterocycles especially quinoline derivatives shows applications in medicinal chemistry,<sup>112</sup> optoelectrical materials,<sup>113</sup> and in synthetic organic chemistry.<sup>114</sup>





## Proposed mechanism



Scheme 20 Synthesis of uracil derivatives (36) and (37).

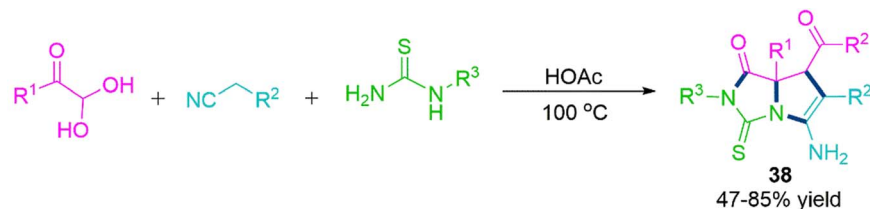
Functionalized quinoline compounds have recently drawn the interest of an increasing number of chemical researchers. In 2019, Quan and co-workers<sup>115</sup> developed a  $\text{K}_2\text{CO}_3$  promoted chemoselective C–S bond forming reaction for the synthesis of sulphur functionalized quinoline derivatives (**40**) (62–93% yield) in ethanol by reacting quinoline-2-thione and acrylonitrile. While, use of dioxane as a reaction media produces disulphide derivatives of quinolines (**41**) (63–82% yield) by chemoselective S–S bond formation. In suggested mechanism, a sulphur anion intermediate generated by proton abstraction from enolized thiol derivative makes nucleophilic addition on acrylonitrile followed by proton abstraction forms product **40**. While enolized thiol derivative in presence of atmospheric oxygen forms S–S bond to give disulphide derivatives **41** (Scheme 22).

Barbituric acid derived spiro-heterocycles are basic constituent of many bioactive compounds, natural products.<sup>116,117</sup> Many of them are recognized as an inhibitor of matrix metalloproteinases (MMP),<sup>118</sup> antitumor,<sup>119</sup> anti-bacterial,<sup>120</sup> inhibitors of  $\alpha$ -glucosidase,<sup>121</sup> dihydro-orotatedehydrogenase.<sup>122</sup> In 2019, Yan and colleagues<sup>123</sup> established a one-flask method involving different reaction conditions such as DBU- $\text{CH}_2\text{Cl}_2$  and  $\text{K}_2\text{CO}_3\text{-EtOAc}$ , a reaction of barbiturate-based olefins with acetylacetone chemoselectively produce spirodihydrofuryl

barbiturates (**42**) (57–94% yield) and spirocyclopropylbarbiturates (**43**) (53–88% yield). Under optimized reaction conditions a range of barbiturate-fused spirodihydrofuran and spirocyclopropane derivatives were prepared rapidly and efficiently using this NBS-mediated and Michael addition triggered ring annulation, with acceptable yields. In proposed reaction mechanism acetylacetone makes Michael addition on benzylidene derivative of *N,N*-dimethylbarbituric acid derivative produces an intermediate. Next, this intermediate upon bromination by NBS generates a key reactive bromo intermediate which undergoes intramolecular ring closure step with help of DBU in  $\text{CH}_2\text{Cl}_2$  to form product **42**. While in the presence of  $\text{K}_2\text{CO}_3$  active C–H carbon undergoes proton abstraction and generate enol form which makes intramolecular ring closure by direct displacement of leaving group (Br) generates **43** (Scheme 23).

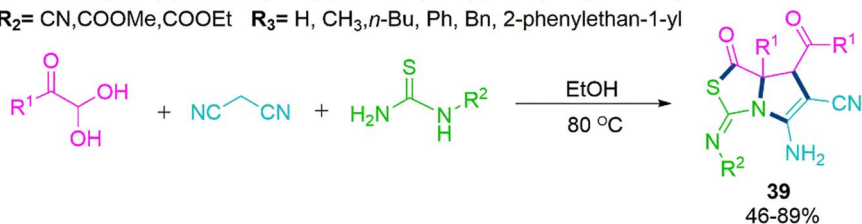
In organic synthesis and medicinal chemistry, convergent synthesis has been proven to be a reliable method for creating structurally different molecules from the same basic components. Understanding the reactivity of intermediates and precursors is crucial to the success of this method, which also benefits from fine-tuning the reaction conditions like solvent, catalyst, ligand, temperature, *etc.*<sup>124</sup> A variety of bioactive chemicals and related medications, including dup-697,





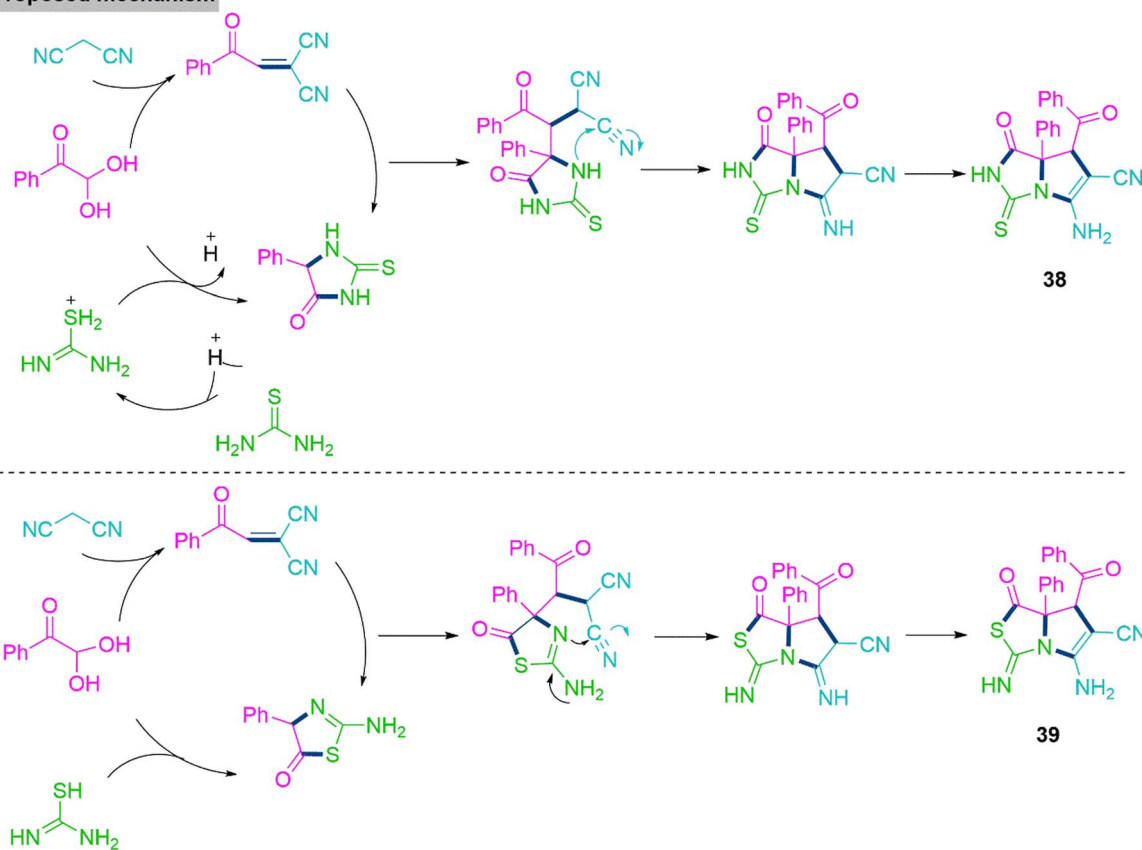
$R_1$  = Ph, tolyl, *p*-methoxy phenyl, benzo[d][1,3]dioxole, 3-nitrophenyl, 4-fluorophenyl, 2-chlorophenyl, 4-chlorophenyl, 3,4-dichlorophenyl, 3-bromophenyl, 4-bromophenyl, 2-naphthyl, 2-thienyl

$R_2$  = CN, COOMe, COOEt  $R_3$  = H, CH<sub>3</sub>, *n*-Bu, Ph, Bn, 2-phenylethan-1-yl



$R_1$  = Ph, *p*-tolyl, *p*-methoxyphenyl, *m*-methoxyphenyl, 4-chlorophenyl, 4-bromophenyl, 2-thienyl, 1-naphthyl, 2-naphthyl,  
 $R_2$  = H, CH<sub>3</sub>, *n*-Bu, Ph

#### Proposed mechanism

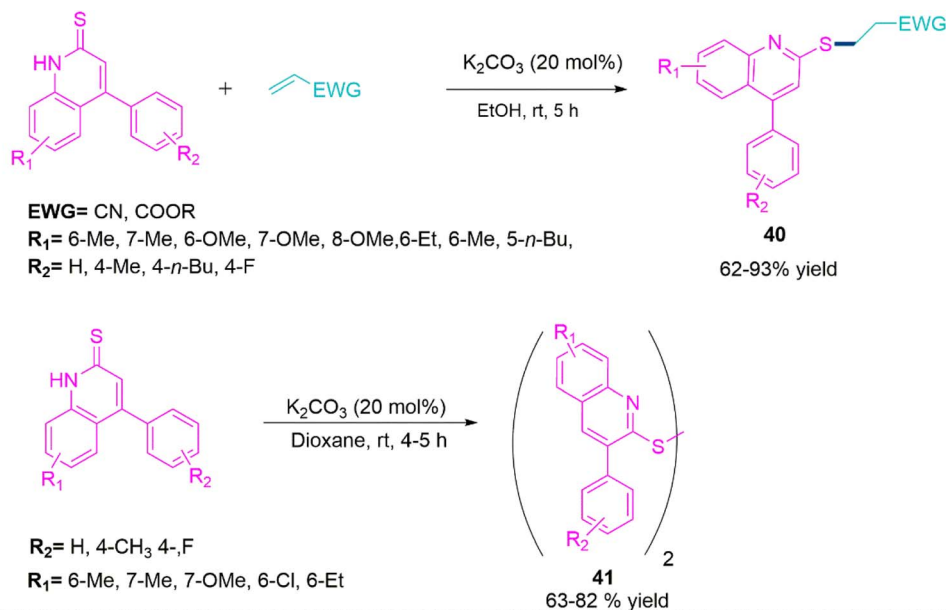


Scheme 21 Synthesis of pyrrolo[1,2-*c*]imidazole (**38**) and pyrrolo[1,2-*c*]thiazoles (**39**).

raltitrexed, raloxifene, clopidogrel, and duloxetine contain the extremely important class of heterocyclic compounds known as thiophenes.<sup>125</sup> Additionally, as adaptable building blocks for the development of liquid crystals, organic semiconductors, solar cells, light-emitting diodes *etc.*<sup>126</sup> These frameworks are essential in the field of materials science. Considering their significance, the discovery of new sustainable techniques for the manufacture of structurally varied thiophenes remains an

essential research area in modern chemical synthesis. In 2020, Jafarpour and colleagues<sup>127</sup> established a chemodivergent reduction *versus* cascade ring annulation controlled by solvent. Here, the reaction of  $\alpha,\beta$ -unsaturated carbonyls with elemental sulphur using KOH in refluxing DMF produces aryl ketones (**44**) by the reduction of  $\alpha,\beta$ -unsaturated carbonyls. On the other hand, switching DMF by DMSO produces thiophene derivatives (**45**). Mechanistic evaluations revealed that each procedure





Scheme 22 Synthesis of sulphur functionalized quinoline (40) and disulphide derivatives of quinoline (41).

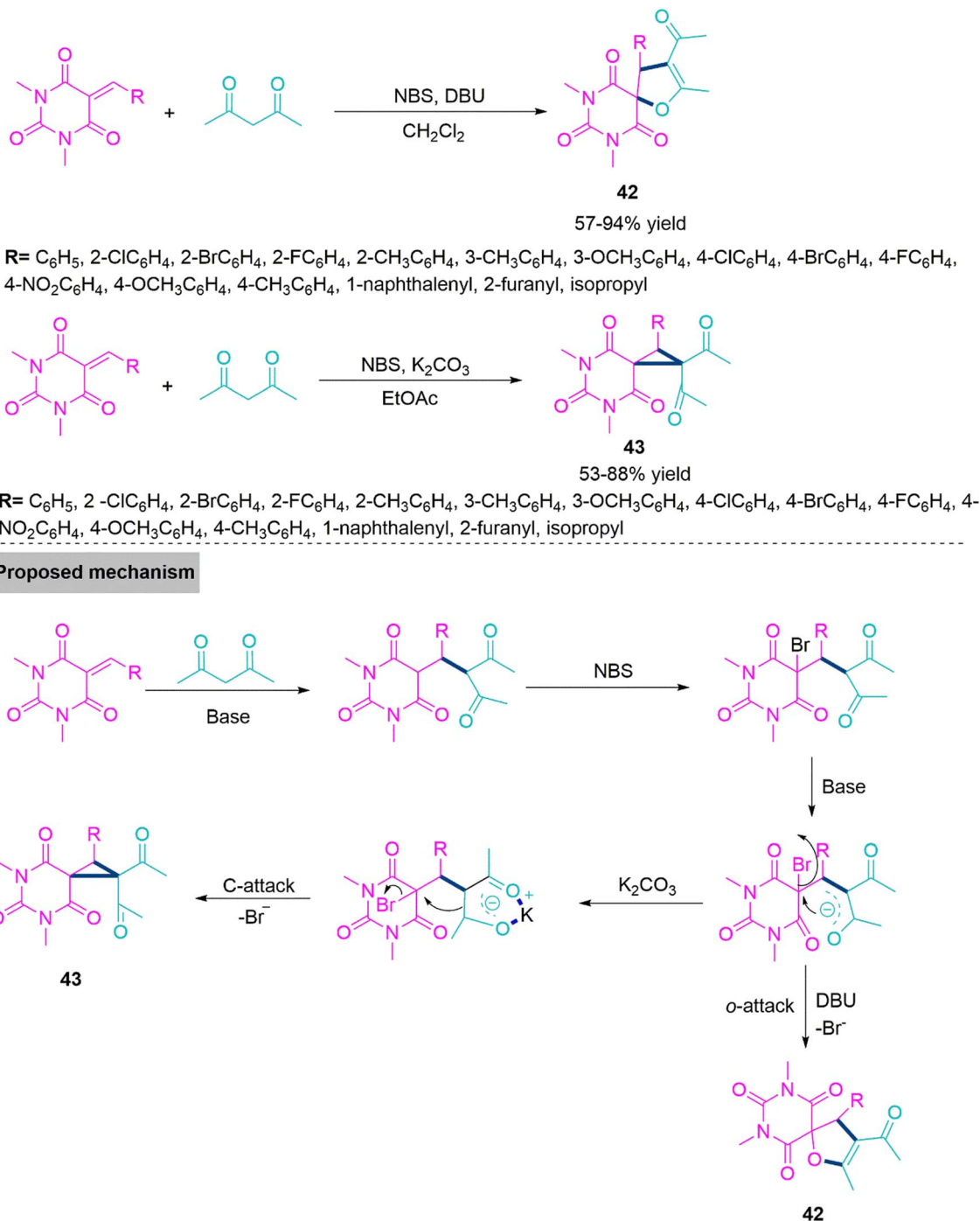
followed radical routes, with two hydrogen atoms originating from water throughout the reduction process (Scheme 24).

With a variety of biological functions, spiro- $\gamma$ -lactam is a preferred scaffold that is frequently found in both natural and manufactured products.<sup>128,129</sup> Many pharmacologically potent alkaloids have been found to include the spiro- $\gamma$ -lactam structural core.<sup>130,131</sup> Chemists have paid close attention to developing procedures for the synthesis of this spiro motif due to its unique three-dimensional structure and biological activity. The scaffolds that resulted increased the diversity of libraries for physiological assessment. In 2021, Li, Xu, and co-workers<sup>132</sup> developed a sequential, solvent-driven chemoselective procedure for the synthesis of spiro- $\gamma$ -lactams (46) (64–83% yield) and (47) (59–81% yield) by base promoted Michael addition reactions with weak amide nucleophiles. To generalise the reaction scope of this Ugi-cascade reaction sequence, Li *et al.* switch the solvent from ethanol to DMF and produce a new series of bioactive oxidised chromone derivatives. In the proposed mechanism, a unique carbon-nitrogen and carbon-carbon bond formation process on the chromone nucleus is described. Through the successive synthesis of a carbon-carbon bond and the development of a carbon-nitrogen bond between an amide and an olefin, generates the new diastereoselective spiro- $\gamma$ -lactam pyrroline heterocycles (Scheme 25).

One of the most diverse groups of heterocycles, which are frequently found in a variety of medicines, agrochemicals, and biologically active compounds, is sulphur-based heterocycles.<sup>133,134</sup> Penams with a five-membered thiazolidine ring were the first beta-lactam antibiotics licenced by the FDA.<sup>133</sup> Anticonvulsant properties are exhibited by thiopen-2-ones. Next, diltiazem, an inhibitor of calcium channels with a seven-member ring, is prescribed to treat hypertension. In recent decades, the significance of *S*-heterocycles in the development of novel drug programmes has resulted in increased interest in *S*-heterocycle production and the study of their chemical and physiological behaviour.<sup>135</sup> As a result, significant effort has been made in the formation of *S*-heterocycles *via* carbon-sulphur bond formation procedures or alternative reactions employing *S*-based synthons.<sup>136,137</sup> Notwithstanding enormous achievements, there is still a significant need for the development of novel, efficient, and selective approaches towards *S*-heterocycles with distinctive structures.

Thus, in 2021, Yu and co-workers<sup>138</sup> developed a solvent driven and additive-free synthesis of 3-difluoroalkyl-functionalized 3-hydroxybenzothiophen-2-ones (48), 2-difluoroalkyl-substituted 2-hydroxybenzothiophen-3-one (49) and seven membered benzo[*d*][1,3]-oxathiepin-4(5*H*)-ones (50). The reaction of *gem*-difluoroenoxy silane and benzo[*b*]thiophene-2,3-dione in methanol at 30 °C temperature forms





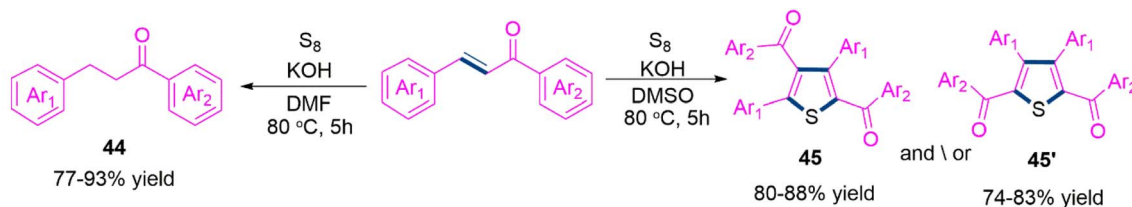
Scheme 23 Synthesis of spirocyclopropyl barbiturates (42) and spirodihydrofuryl barbiturates (43).

product 48 (yield up to 79%) and 49 (yield up to 41%). Whereas, switching the solvent from methanol to water in this reaction selectively yield product 50 (yield up to 81%). Both reactions proceed smoothly under the optimized reaction parameters and tolerates both electron-donating and -releasing functional groups well (Scheme 26).

Chromones are privileged class of heterocycles that present in many natural products, bioactive products, and pharmaceuticals.<sup>139</sup> Teimouri and colleagues<sup>140</sup> reported water oriented three-component reaction of alkyl isocyanides, open chain

anhydrides of carboxylic acid, and 3-formylchromones in  $\text{CH}_2\text{Cl}_2$ . When title MCR performed in dry  $\text{CH}_2\text{Cl}_2$  it produces (acyloxymethylidene)chromonyl-furochromone derivatives (51) (60–81% yield). Remarkably when Teimouri *et al.* used water contained  $\text{CH}_2\text{Cl}_2$  in the title MCR, it exclusively forms 2-alkylamido-3-(acyloxymethylidene)chromones (52) (63–82% yield). From the experimental results, a mechanistic path for this solvent-driven procedure in which 3-formyl chromone derivative undergoes *o*-acylation with anhydride and generates *o*-acylated 3-formyl chromone derivative. This upon Friedel-



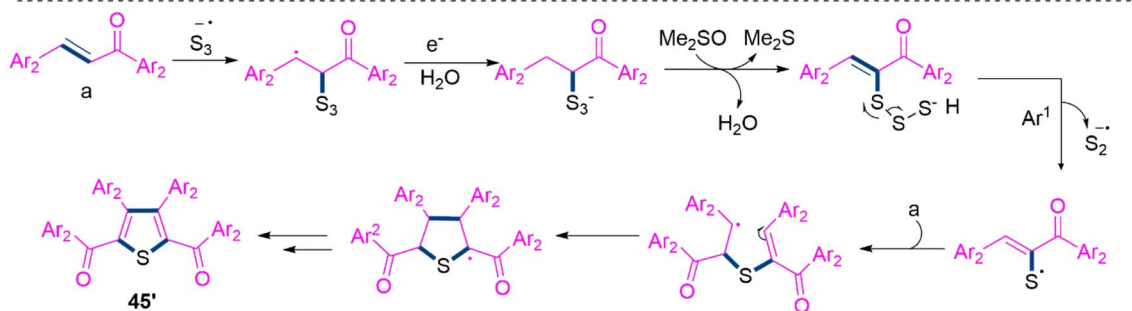
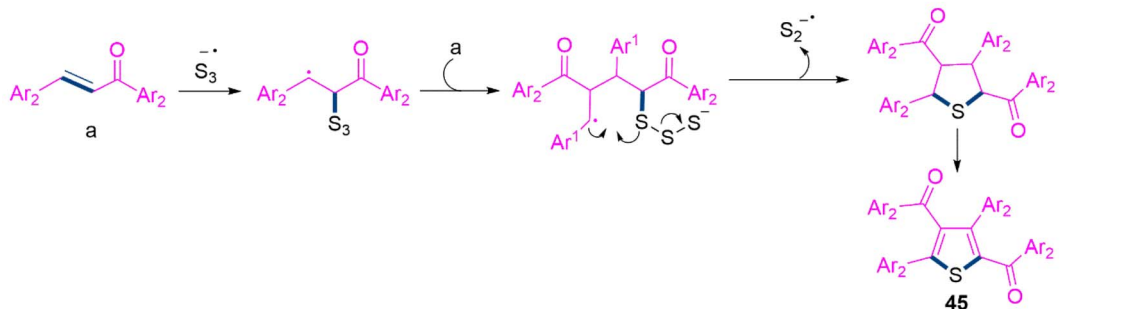
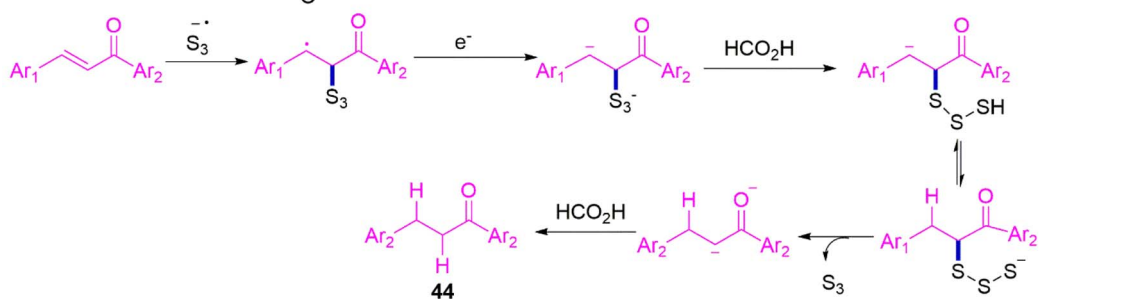
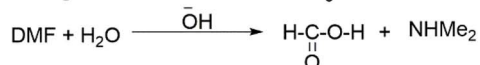



$Ar_1$  = Ph, 4-tolyl, 4-anisyl, m-tolyl, 4-*i*-pr-Ph, 4-F-Ph, 4-Cl-Ph, 3,4-(OMe)<sub>2</sub>Ph, 2,4,6-(OMe)<sub>3</sub>Ph, 4-NO<sub>2</sub>-Ph, 4-CF<sub>3</sub>-Ph, 1-naphthyl, 2-naphthyl, 2-furanyl

$Ar_2$  = Ph, 4-Cl-Ph, 4-tolyl, 4,4'-biphenyl, 4-anisyl, 2-naphthyl, Me

### Proposed mechanism

chemoselective reduction of unsaturated ketones



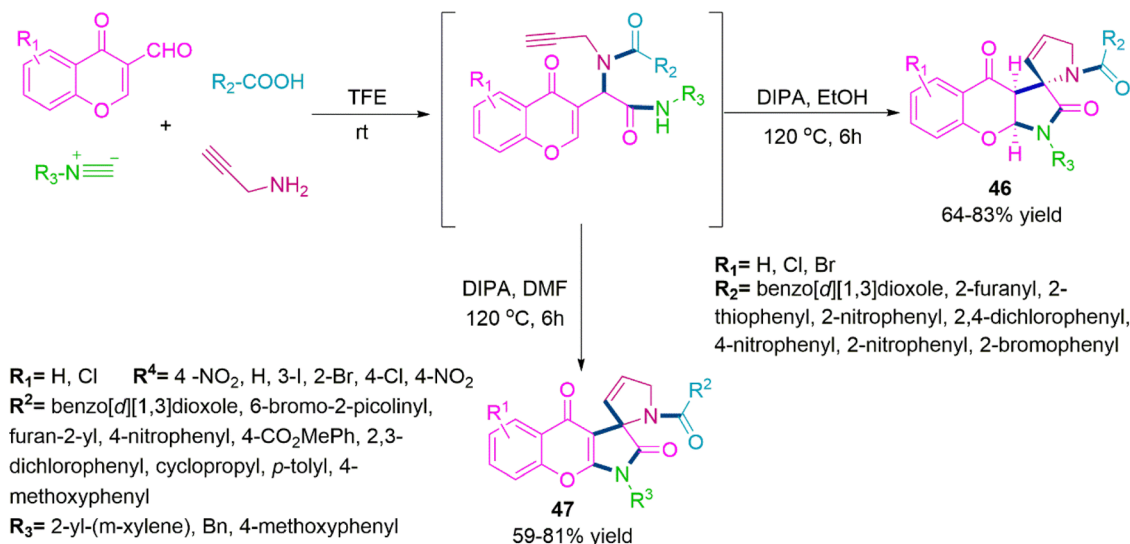
Scheme 24 Synthesis of aryl ketones (**44**) and thiophenes (**45** and **45'**).

Crafts alkylation reaction with alkylaminofurochromone (generated by [4 + 1] cycloaddition between 3-formyl chromone and alkyl isocyanides) forms product **51**. Whereas in moisturised CH<sub>2</sub>Cl<sub>2</sub> reaction between *o*-acylated 3-formyl chromone intermediate and alkyl isocyanide selectively produce product **52** (Scheme 27).

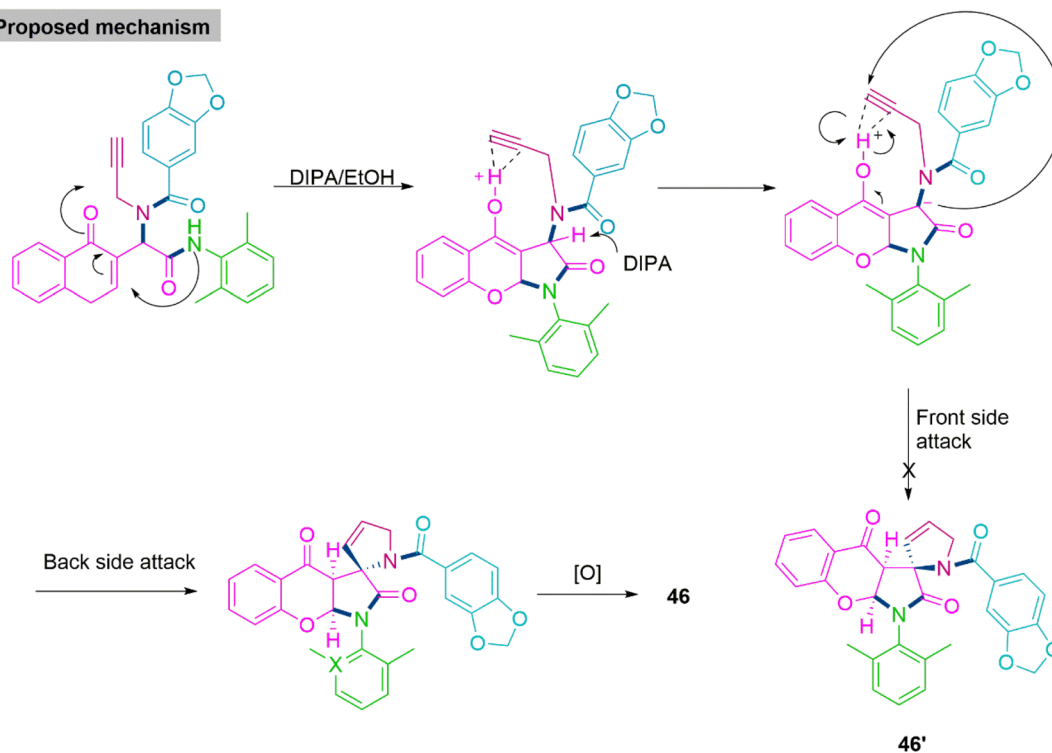
## 4. Catalyst modulated chemoselectivity in one-pot reactions

Catalytic divergent multicomponent reactions describe the formation of two or more different molecular architectures from the different catalytic chemical process that involve the





## Proposed mechanism

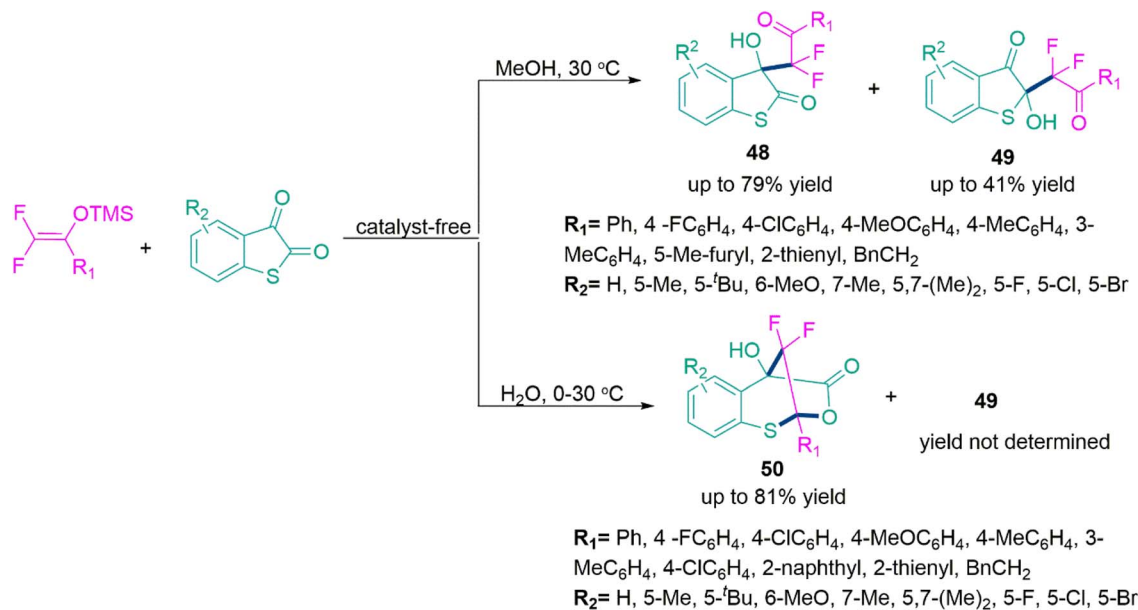
Scheme 25 Synthesis of spiro- $\gamma$ -lactams (46) and (47).

same starting substrates under adjustable reaction conditions. Under distinct catalytic conditions, different substrates have been identified to work with flexible reactivity, resulting in the synthesis of diverse products. In 2014, Xu and colleagues<sup>141</sup> reported a base driven ring annulation which involves the use of 2-chloropyridine promoted reaction of ethyl malonyl chloride and *N*-benzylidene benzylamine to form *trans*- $\beta$ -lactam-3-carboxylates derivatives (53) (yield up to 93%) via [2 + 2] cycloaddition. On the other hand, use of *N*-methylimidazole led to formation of 2,3-dihydro-1,3-oxazin-4-one derivatives (54) (yield up to 99%) through a [2 + 2 + 2] cycloaddition accomplished by two ketene molecules produced from malonyl chloride and one

imine molecule. Under optimal reaction conditions both reactions flow smoothly and bear a variety of substitution present in substrate molecules. To give clear idea about this base-controlled cyclization reaction, Xu *et al.* proposed a mechanistic path showing the formation of ketene from the reaction of ethyl malonyl chloride with base. This *in situ* formed ketene undergoes [2 + 2] conrotatory ring annulation with *N*-benzylidenebenzylamine in presence of 2-chloropyridine base to give product 53. Whereas in the presence of base like *N*-methylimidazole furnishes product 54 (Scheme 28).

Next, Zhang and colleagues<sup>142</sup> developed a procedure that was associated with catalyst-oriented carbon-sulphur bond





Scheme 26 Synthesis of difluoromethylene-based S-heterocycle derivatives (48-50).

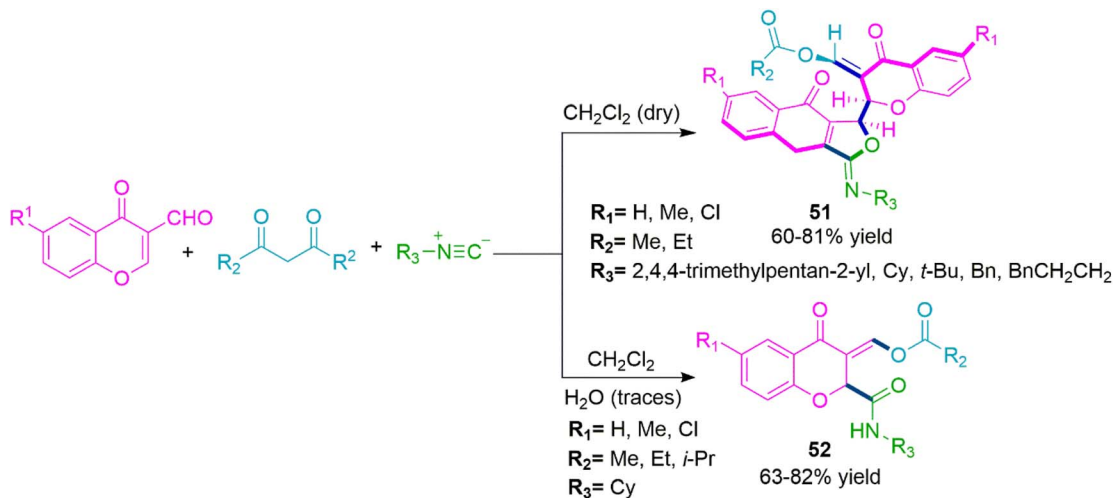
formation for the synthesis of C2- and C3-sulphonyl indole derivatives using indole and sodium sulphate. The C2-sulphonyl indole (55) was produced solely using 10 mol% ammonium iodide (a catalyst) and one equivalent of *tert*-butyl perbenzoate as an additive in refluxing acetic acid. While C3-sulphonyl indole (56) derivatives were synthesised using 20 mol% of CuCl (a catalyst), 10 mol% of KI (an additive), and 10 mol% of 1,10-phenanthroline (a ligand). Both reactions work flawlessly under established reaction conditions and tolerate a broad substrate scope. Subsequently, Zhang *et al.* investigated the reaction mechanism on the basis of experimental evidence and found that molecular oxygen played an important role in the CuI-catalysed reaction as it oxidised the Cu(I) into Cu(II) and formed a  $\pi$ -coordinated copper-indole complex. Next electrophilic addition eliminates the HX molecule to form a new Cu(II) complex. Then anion exchange between this complex and sodium sulfinate takes place. Finally, the reaction cycle ends with the help of molecular oxygen (Scheme 29).

Nitrogen containing aromatic compounds are abundant in nature and many of them are used as significant building block in organic synthesis.<sup>143</sup> Moreover, these derivatives are key intermediates pharmaceuticals, agrochemicals, and pigments.<sup>144</sup> Functionalized pyrrole derivatives are also crucial structural units in naturally occurring products, bioactive compounds, and functional materials.<sup>145,146</sup> There has been a lot of interest in the development of viable and efficient processes for the formation of arylamines and pyrrole derivatives. In 2016, Li *et al.*<sup>147</sup> developed a solvent and metal controlled chemodivergent synthesis of 1-naphthylamine (57) and indeno[1,2-*c*]pyrrolone (58) through cycloisomerization of (*o*-alkynyl)phenyl enaminones. Significantly, product 57 synthesized using AgNO<sub>3</sub> catalyst in refluxing DMF. Whereas product 58 was achieved in high yield using CuCl and benzoyl peroxide catalysis. Under ideal reaction parameters both

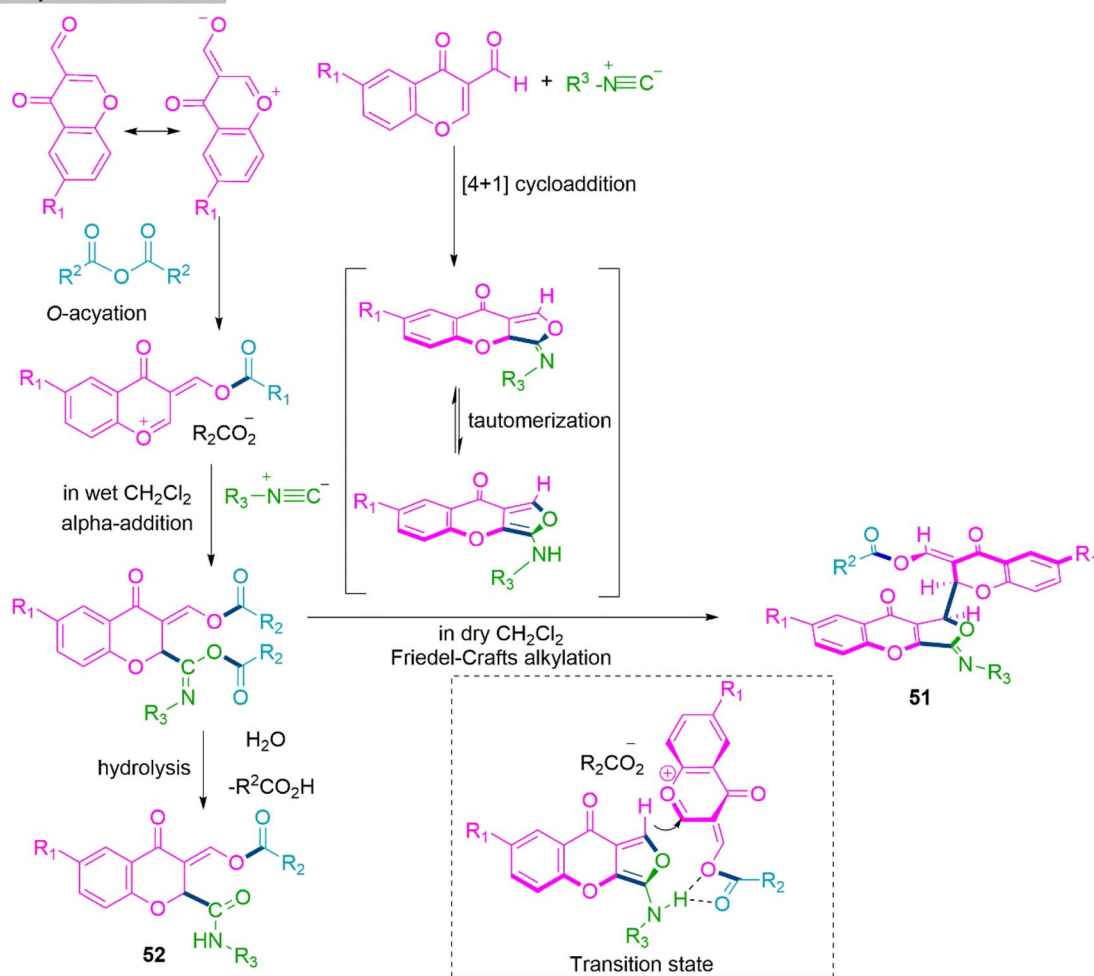
procedures were tested with enaminones having various substituents of different electronic properties and promising results were achieved. Conceivable mechanistic path for both products were shown in Scheme 30.

In the synthesis of biologically active heterocyclic molecules, the highly strained 2*H*-azirines are significant precursors that have found widespread use.<sup>148</sup> Vinyl nitrenes compounds are frequently synthesised *via* a transition metal-initiated ring-opening reaction of 2*H*-azirines. Such a transition was thought to occur by the intramolecular shift of an alkenyl nitrene to an alkyne in the case of the gold-catalysed conversion of 2-propargyl-2*H*-azirine analogues to functionalized pyridines.<sup>149</sup> In 2018, Chen, Wu, and colleagues<sup>150</sup> established Pd- and Rh-based metal catalysts promoted the synthesis of  $\alpha$ -amino-oxime esters (59) and (60) from a one-pot reaction of *N*-(acyloxy) amides and 2*H*-azirines. In this reaction, regioselectivity is solely driven by metal catalysts, and two different  $\alpha$ -amino-oxime esters were produced in high yields. The room temperature reaction of 2*H*-azirine and *N*-(acyloxy)amide in dioxane using Pd-catalyst and CsOAc forms product 59 (yield up to 95%). Whereas, use of the Rh catalyst and DCE solvent led to the formation of product 60 (yield up to 99%). In the proposed catalytic cycle, first, a palladacyclic intermediate would be generated *via trans*-annulation and the oxidative addition of 2*H*-azirine to Pd(0). Next, this intermediate undergoes oxidative addition of the N–O bond, and subsequent nitrene group insertion forms a heptacyclic complex of Pd(II). In the last stage of the catalyst cycle, the base promotes acyl exchange and subsequent reductive elimination to furnish product 59. Whereas in the case of the Rh(III) catalyst, oxidative addition of the N–O bond takes place to form the Rh(V) complex. Next, this complex reacts with 2*H*-azirine and undergoes consecutive rearrangement to form Rh-(nitrene) amidate. This follows nitrene insertion in the Rh–O bond, 1,3-migration, and





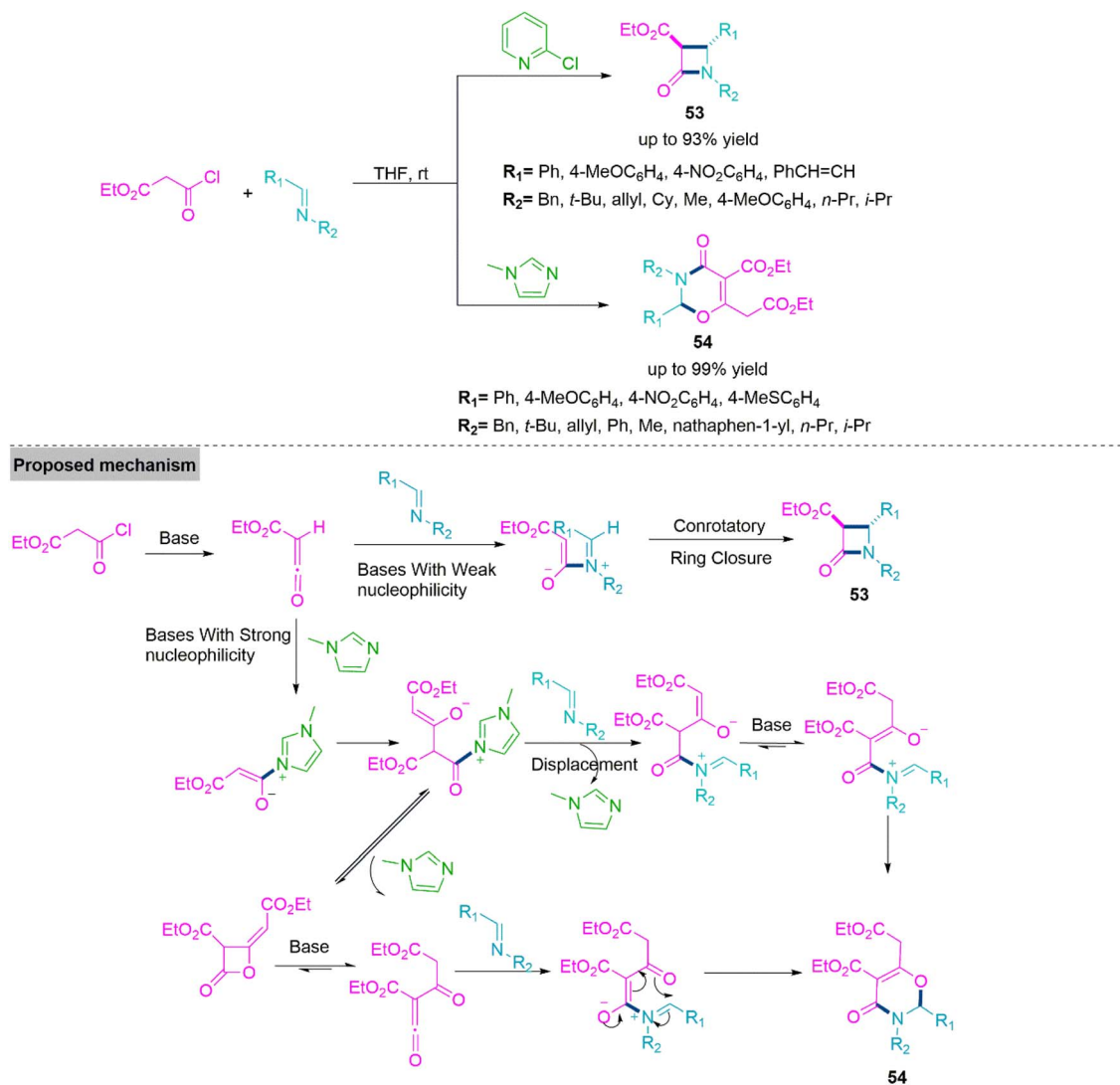
## Proposed mechanism

Scheme 27 Synthesis of (acyloxymethylidene)chromonyl-furochromones (**51**) and 2-alkylamido-3-(acyloxymethylidene) chromones (**52**).

reductive elimination events to generate product **60** (Scheme 31). Because of their widespread use in biomedically natural molecules and medicines, benzoxepines and benzofurans, which are major seven- and five-membered oxygen-containing heterocyclic compounds, serve as vital structural units.<sup>151,152</sup> As a result, numerous techniques for producing benzoxepines

or benzofurans *via* intramolecular or intermolecular cyclization, respectively, from commercially available materials have been established.<sup>153-157</sup> Although the described approaches are excellent, it is still a difficult but appealing challenge to design an effective and metal-free method for the diversity-oriented construction of both derivatives. In 2019, a base switched





Scheme 28 Synthesis of *trans*- $\beta$ -lactam-3-carboxylates (**53**) and 2,3-dihydro-1,3-oxazin-4-one (**54**).

reaction of ynone and 2-bromophenylacetonitrile for the synthesis of 5-cyanobenzoxepines (**61**) and benzofuro[2,3-*b*]pyridines (**62**) reported by Wang and colleagues.<sup>158</sup> A series of 5-cyanobenzoxepines (**61**) (yield up to 96%) were synthesized by Li-O<sup>t</sup>Bu base promoted formal [4 + 3] cycloaddition between ynone and 2-bromophenylacetonitrile in refluxing *N*-methyl-2-pyrrolidone. In contrast, product benzofuro[2,3-*b*]pyridines (**62**) (yield up to 84%) were obtained through an unexpected *O*-rearrangement reaction using DBU in refluxing DMSO. Under optimized reaction conditions both procedures flow smoothly and generates the target products in moderate to high yield. From the foundation of labelling experiments, Wang *et al.* proposed a conceivable mechanism in which initially nucleophilic addition of 2-bromophenylacetonitrile on ynone in presence of Li-O<sup>t</sup>Bu base generates an addition intermediate which undergo intramolecular S<sub>N</sub>Ar process to form product **61**.

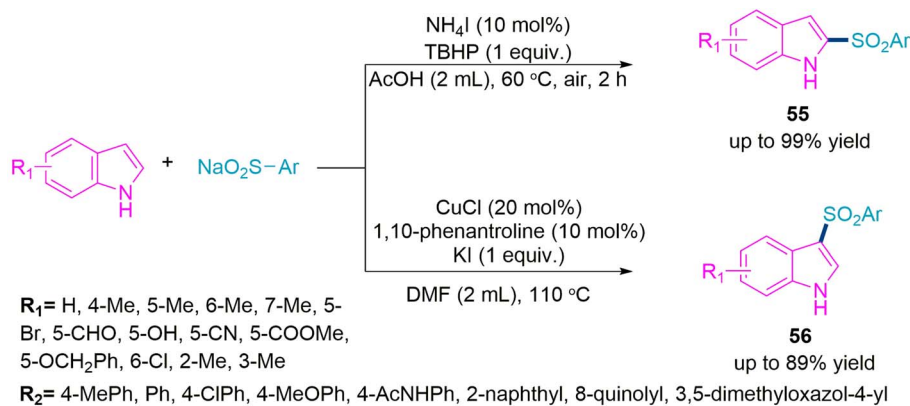
In DBU promoted reactions addition intermediate undergo hydrogen transfer to form ethanimines. Next, intramolecular

cyclization between imine bond and carbonyl functional group takes place to form a bridged intermediate. This in presence of DBU undergoes *O*-rearrangement and exclusively produce product **62** (Scheme 32).

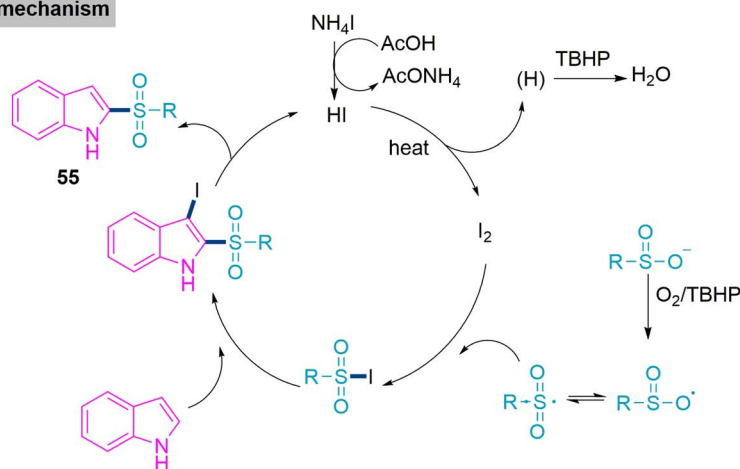
Next, Ji and colleagues<sup>159</sup> developed a copper iodide-initiated ring annulation reaction of 2-isocyanoacetophenone derivatives for the synthesis of substituted 4-hydroxyquinoline derivatives (**63**). This transformation involves enol-tautomerism and subsequent carbon-carbon bond formation. Under ideal reaction parameters, the reaction proceeds smoothly and produces the target products with a maximum yield up to 86%. In the proposed mechanism, Cu(I) generated during the reaction course, interacts with isocyanide to form an intermediate, which undergoes keto-enol tautomerism, intramolecular ring annulation and subsequent aromatization to give product **63** with a reliving active copper complex (Scheme 33).

Natural products, bioactive substances, and potential drugs often include butenolide and its derivatives, especially those with hydroxyl functionality.<sup>160</sup> Examples include the Cdc25A

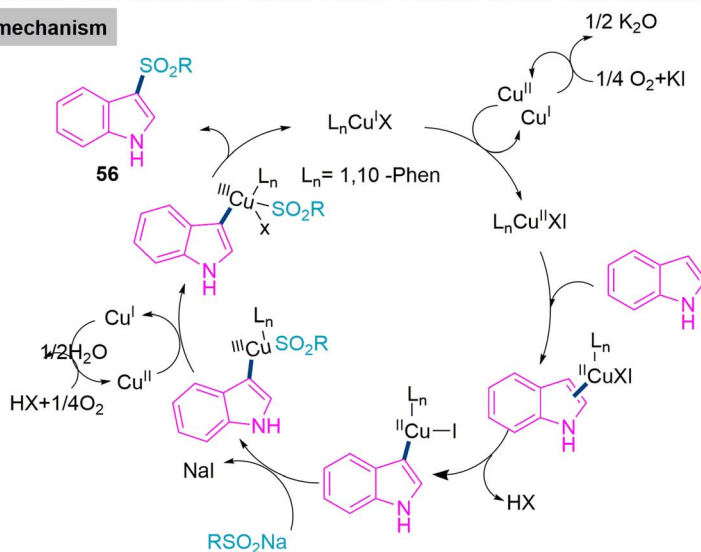




## Proposed mechanism



## Proposed mechanism

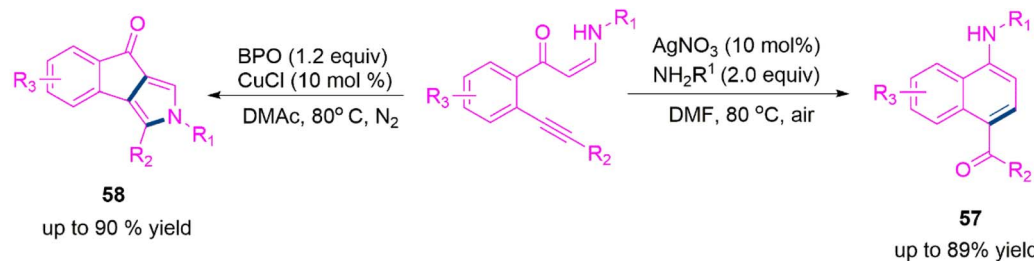


Scheme 29 Synthesis of C2- and C3-sulphonyl indole derivatives (55-56).

inhibitor dysidiolide,<sup>161</sup> the hsPLA<sub>2</sub> inhibitor cacospongionolide E,<sup>162</sup> and the antifungal agent pseudomonas aureofaciens strain.<sup>163</sup> They are important synthetic precursors that help to generate molecular complexity. Therefore, the focus of organic synthesis continues to be on developing efficient synthetic methods for the butenolide scaffolds. In 2020, Baidya and colleagues<sup>164</sup> described a strategy that involve catalyst-driven

nitroso carbonyl aldol reaction of  $\gamma$ -functionalized non-conjugated butenolides. A Lewis base catalyst quinidine and  $\text{MnO}_2$  oxidant facilitate the formation of  $\gamma$ -aminoxylation derivatives (64) through the reaction of *in situ* formed nitroso carbonyl and  $\gamma$ -substituted deconjugated butenolide. While use of  $\text{Cu}(\text{OTf})_2$  in DCM selectively form  $\beta,\gamma$ -disubstituted butenolide derivatives (65) using nitroso carbonyl Aldol Reaction of the





$R_1$  = Ph, 4-MePh, 4-MeOPh, 3,4,5-(MeO)<sub>3</sub>Ph, 4-*n*-BuPh, 4-ClPh, 4-BrPh, 1-naphthyl

$R_2$  = Ph, 4-MeOPh, 4-MePh, 3,4,5-(MeO)<sub>3</sub>Ph, 4-ClPh, 1-naphthyl

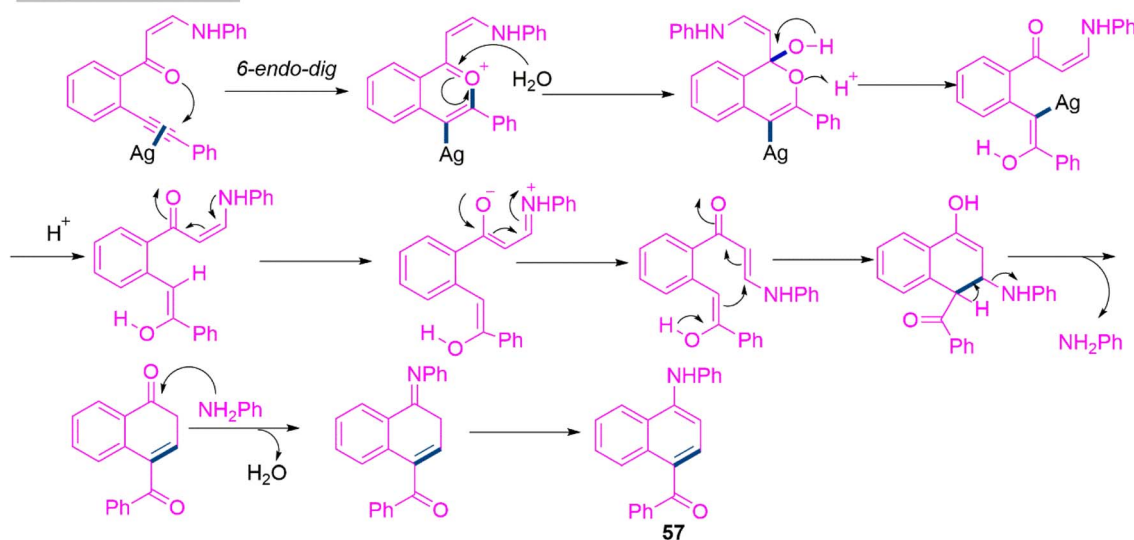
$R_3$  = H, F

$R_1$  = Ph, 4-MeOPh, 4-ClPh, 4-BrPh

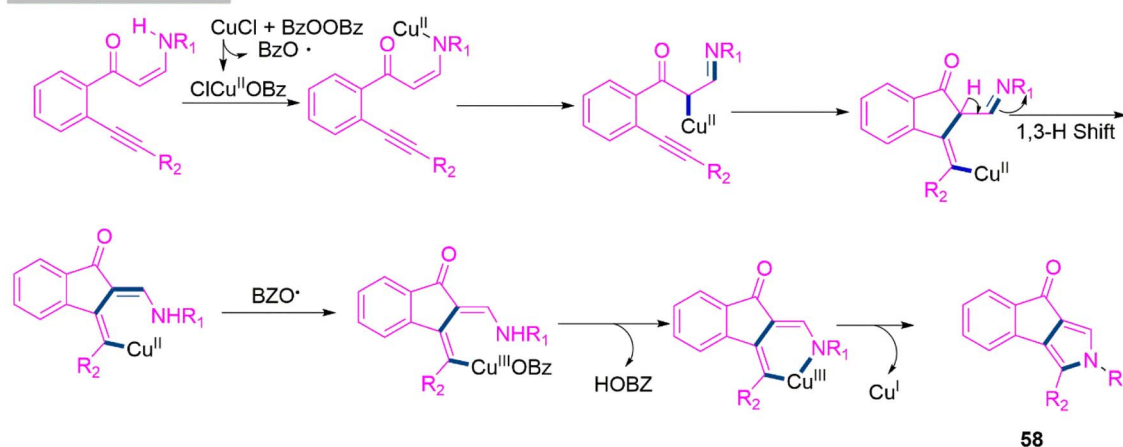
$R_2$  = Ph, 4-MeOPh, 4-ClPh, 1-naphthyl, *n*-Bu

$R_3$  = H, OMe, CF<sub>3</sub>, F

#### Proposed mechanism



#### Proposed mechanism



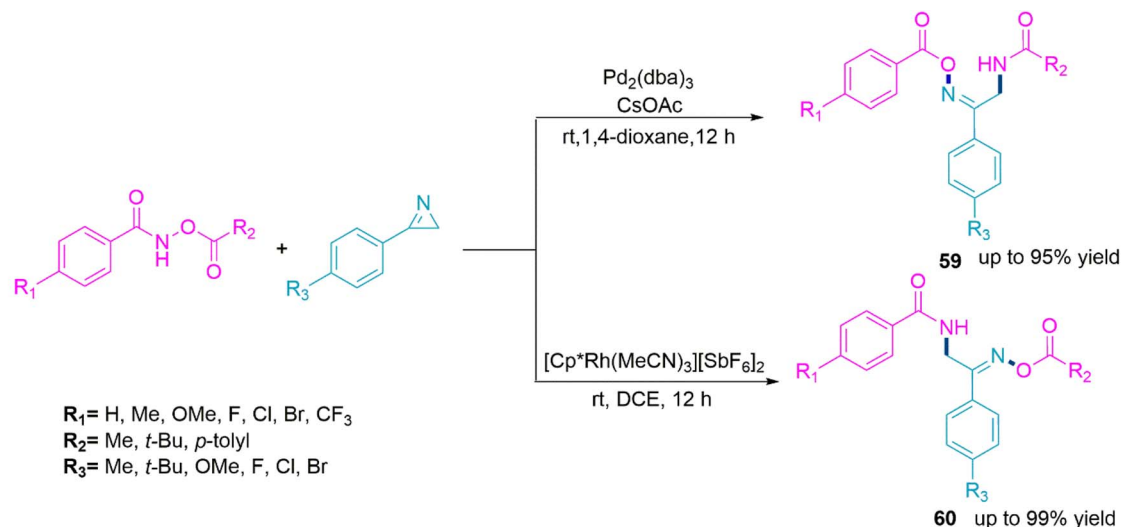
Scheme 30 Synthesis of 1-naphthylamine (57) and indeno[1,2-*c*]pyrrolone (58).

substrates. In proposed mechanism copper-based nitroso carbonyl complex undergo nucleophilic attack by butanolate substrate to form oxonium ion intermediate. This intermediate upon intramolecular nucleophilic addition give four-five membered fused-ring intermediate and form product **65** upon rearrangement reaction (Scheme 34).

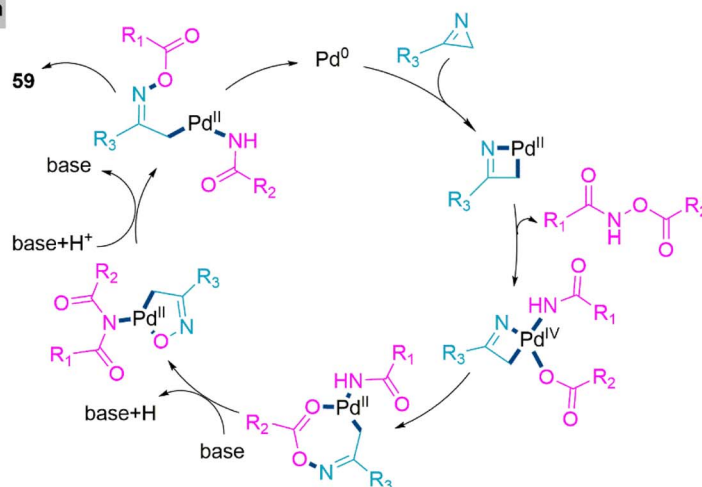
## 5. Temperature modulated one-pot reactions

In organic reactions, temperature has a great influence on the orientation and reactivity of the substrates. Thus, modulation of the temperature in organic reactions produces complex

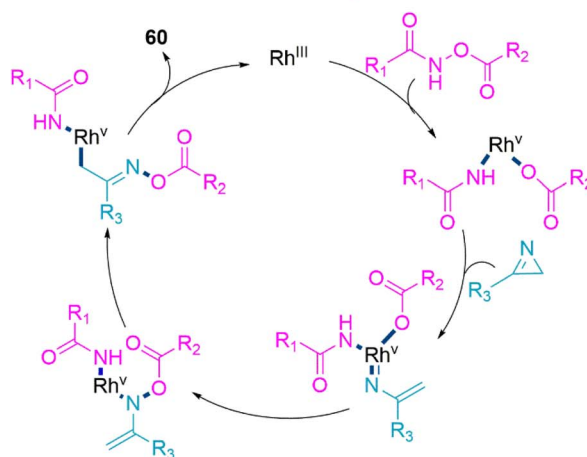




## Proposed mechanism



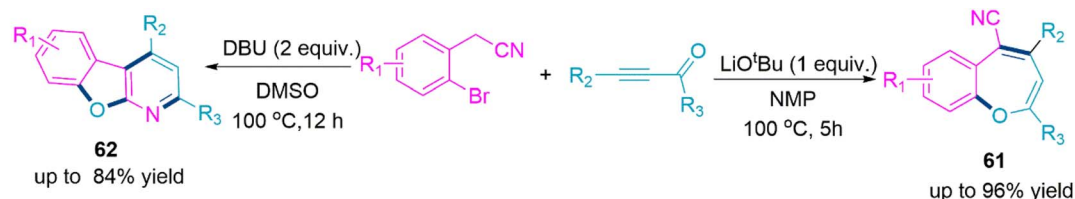
## Proposed mechanism

Scheme 31 Synthesis of  $\alpha$ -aminoxime esters (59) and (60).

molecular architectures with significant biological applications.<sup>165</sup> Significantly, tuning of regioselectivity is one of the most noteworthy facets in the development of natural products and pharmaceutically active compounds.<sup>166–168</sup> The same starting substrates can be used in selective ring closing reactions to create compounds with different cyclic structures, such as the 5-

membered phthalide and the 6-membered isocoumarin. They serve as crucial building elements for several biological, material, and naturally occurring compounds. Bioactivities of isocoumarins include anticancer,<sup>169</sup> antifungal,<sup>170</sup> anti-HIV,<sup>171</sup> antimicrobial,<sup>172</sup> and enzyme inhibition.<sup>173</sup>



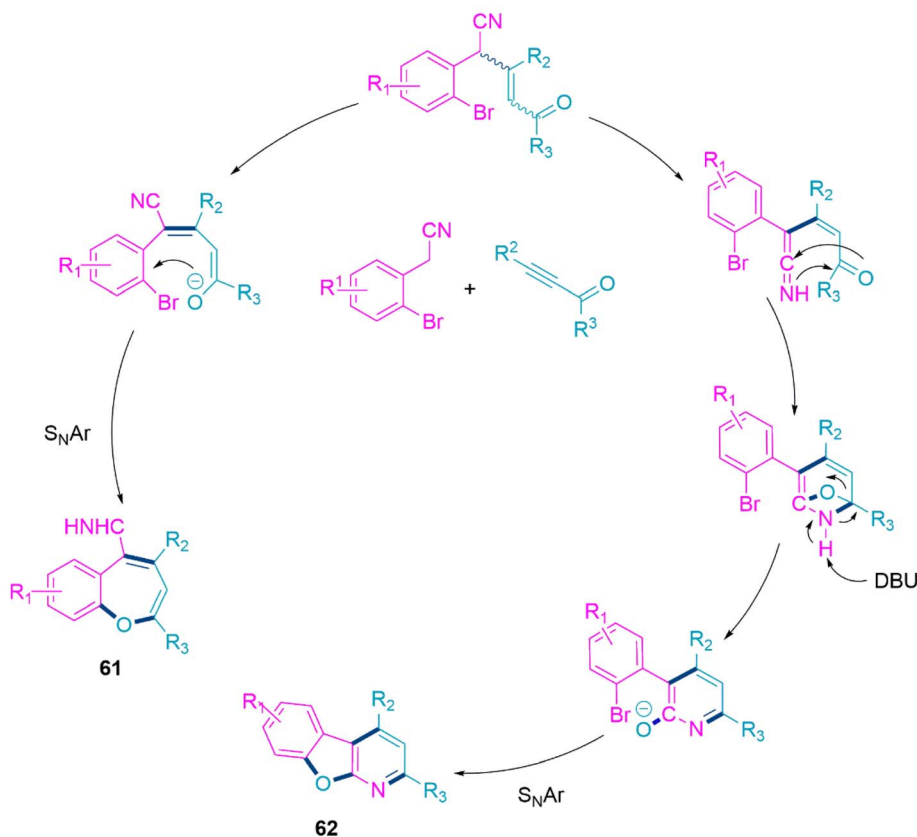


R<sub>1</sub> = H, Me, OMe, F

R<sub>2</sub> = Ph, 4-MePh, 4-EtPh, 4-<sup>t</sup>BuPh, 4-OMePh, 4-FPh, 4-CF<sub>3</sub>Ph, 4-CO<sub>2</sub>MePh, pyridine-3-yl, 3-tolyl, 2-thienyl, *t*-Bu

R<sub>3</sub> = Ph, 4-MePh, 3-OMePh, 2-OMePh, 2-MePh, 4-<sup>t</sup>BuPh, 4-OMePh, 4-FPh, 4-CF<sub>3</sub>Ph, 4-ClPh, 2-furyl, 2-thienyl, 1-naphthyl

### Proposed mechanism

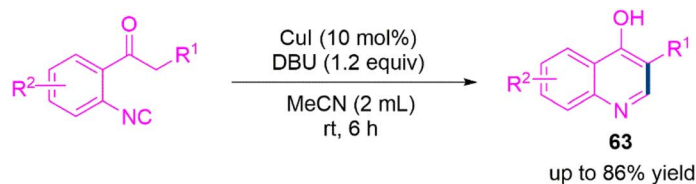


Scheme 32 Synthesis of 5-cyanobenzoxepines (**61**) and benzofuro[2,3-*b*]pyridines (**62**).

Lee and colleagues<sup>174</sup> developed a temperature-modulated strategy for the synthesis of isocoumarins (**66**) and phthalide derivatives (**67**) from alkynes and 2-iodobenzoic acid. This reaction proceeds smoothly and shows successful transformation using CsCO<sub>3</sub>, in refluxing DMSO. At 100 °C, isocoumarin derivatives were formed as a 6-*endo-dig* product. Whereas, at 25 °C temperature, 5-*exo-dig* product forms. A mechanism is proposed whereby the synthesis of 2-alkynylbenzoic acid as an intermediary *via* Sonogashira-type coupling has been eliminated from the reaction pathway, and a variety of alkynes gave the corresponding products **66** and **67** in acceptable yields (Scheme 35).

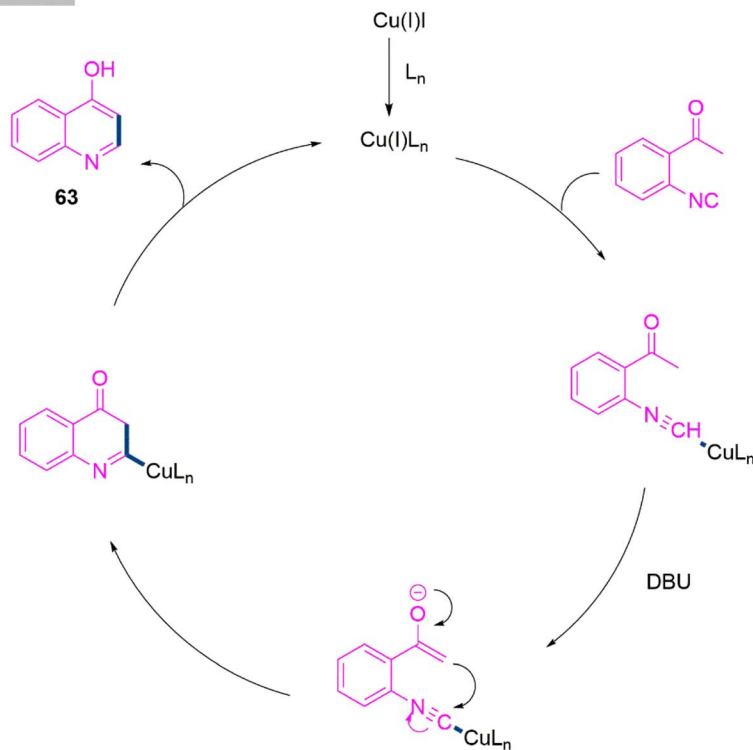
Benzodiazepines are well recognized for their biological properties and commercial feat.<sup>175</sup> A successful approach with excellent atom economy for the synthesis of functionalized benzodiazepines (**68**) and conjugated enaminones (**69**) through the reaction of alk-3-yn-1-ones and *o*-phenylenediamines developed by Török, Dembinski, and colleagues.<sup>176</sup> In the absence of a catalyst, this microwave-accelerated synthesis flows smoothly in ethanol and produces product **68** in good yields (up to 92%). Whereas ambient temperature (25 °C) approach using the same substrates (stabilised with triethylamine) forms product **69** in yield up to 99%. Probably, the reaction pathway comprises a generation of allene, which corresponds to alk-3-ynone, followed by conjugate addition and





$R_1 = \text{H}, n\text{-Pr}, \text{CH}_2\text{-Ph}, \text{CH}_2\text{-Ph-2-Me}, \text{CH}_2\text{-Ph-2-Cl}, \text{CH}_2\text{-Ph-2-Br}, \text{CH}_2\text{-Ph-3-Cl}, \text{CH}_2\text{-Ph-3-NO}_2, \text{CH}_2\text{-Ph-3-MeO},$   
 $2\text{-}(yl\text{-methyl})\text{thiophene}, 2\text{-}(yl\text{-methyl})\text{furan}, 2\text{-naphthyl}, 1\text{-naphthyl}$   
 $R_2 = \text{H}, \text{CH}_3, \text{CF}_3$

#### Proposed mechanism



Scheme 33 Synthesis of substituted 4-hydroxyquinoline derivatives (**63**).

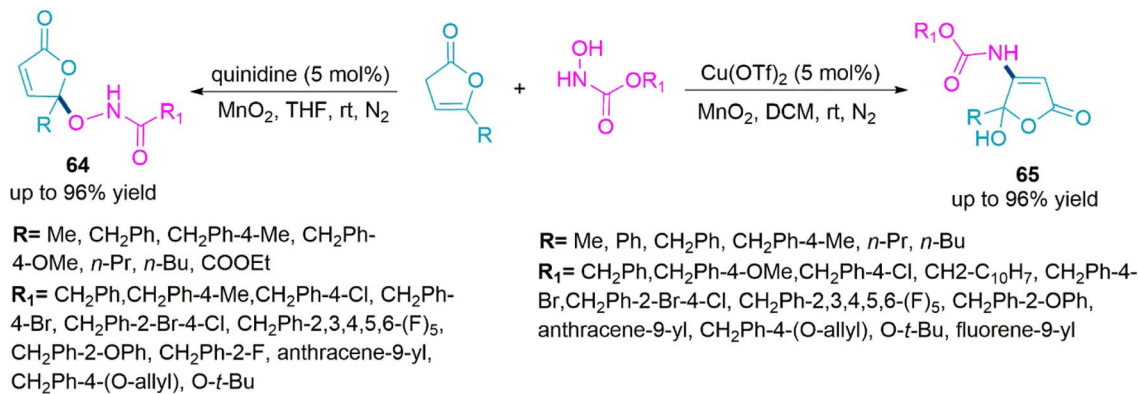
isomerization to produce a conjugated enaminone (**69**). A parallel pathway can also be postulated by first an isomerization of alk-3-ynone to alk-2-ynone. The sequential synthesis of an imine in an intramolecular ring annulation process and isomerization of vinamidine generate product **68** due to the improved stability of the carbon-nitrogen double bond (Scheme 36).

Next, Yang, Xu, *et al.*<sup>177</sup> reported a synthetic methodology that involves the reaction of imines with, methanesulfonylsulfene to produce *trans*- $\beta$ -sultams (**70**) and 4-aza- $\delta$ -sultams (**71**). Here, the annuloselectivity of methanesulfonylsulfene and imines reactions depends on temperature. The  $[2^s + 2^i]$  cyclization of various *N*-alkyl imines proceeds solely at a significantly greater temperature of 20 °C, yielding four-membered *trans*- $\beta$ -sultams (**70**) in maximum 69% yields. The  $[2^s + 2^i + 2^i]$  cyclization of *N*-methyl imines occurs specifically at  $-78$  °C, yielding six-membered 4-aza- $\delta$ -sultams (**71**) in maximum yield up to 57%, with different configurations at the

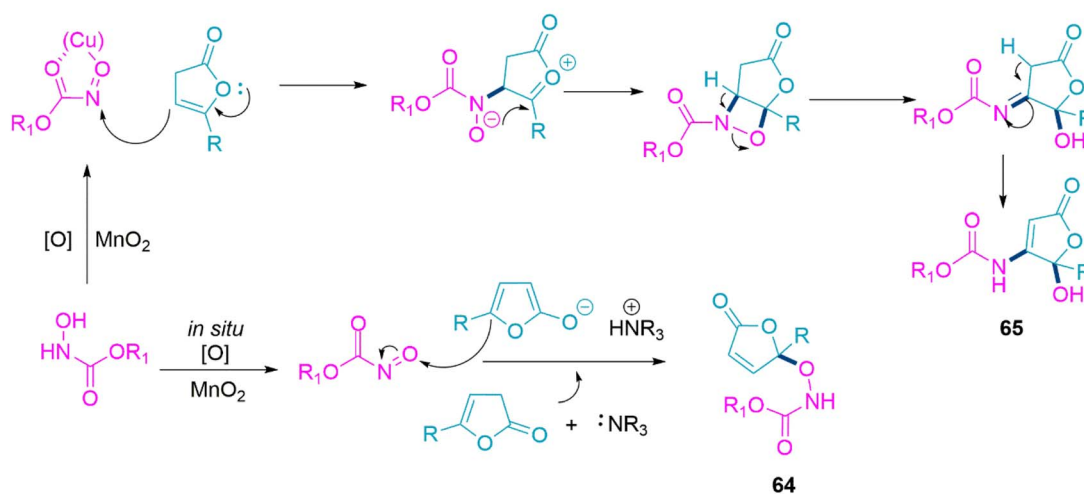
carbon-3, -5, and -6 stereocenters. The *trans* stereochemistry of product **70** formed *via*  $[2^s + 2^i]$  cyclization is credited to 2,3-thiazabutadiene-like zwitterionic adduct which is thermodynamically stable and endures conrotatory ring closure step. The iminium isomerization in the successive nucleophilic  $[4 + 2]$  cyclization between the identical zwitterionic adduct and an additional molecule of *N*-methyl imines causes multiple stereochemical outcomes of the  $[2^s + 2^i + 2^i]$  annulations process (Scheme 37).

In the finding of novel bioactive compounds,<sup>43</sup> benzo-fused nitrogen heterocycles have been proved privilege frameworks. Pyrrolobenzodiazepines (**73**) and pyrroloquinazoline (**74**) are constituents of many biologically potent compounds. Thus, Valverde and team<sup>178</sup> explored a chemical methodology describing the synthesis of such heterocycles through efficient post-Ugi cascade cyclization process which is exclusively controlled by the temperature. The reduced form of the Ugi product (**72**) upon heating at 50 °C in ethanol selectively form





## Proposed mechanism

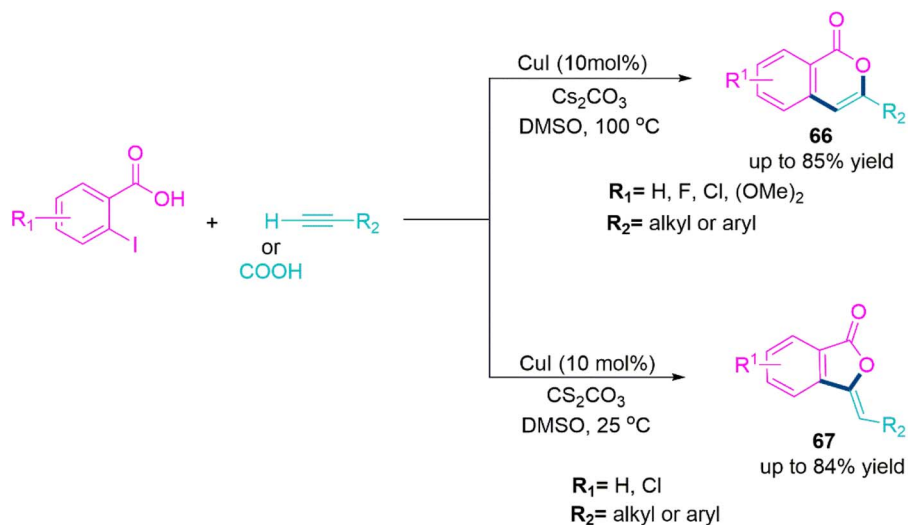
Scheme 34 Synthesis of  $\gamma$ -aminoxylation derivatives (**64**) and  $\beta, \gamma$ -disubstituted butanolide derivatives (**65**).

pyrrolobenzodiazepines (**73**). While, pyrroloquinazolines (**74**) were synthesized by intramolecular ring annulation reaction of reduced Ugi product (**72**) in refluxing *n*-BuOH solvent (Scheme 38).

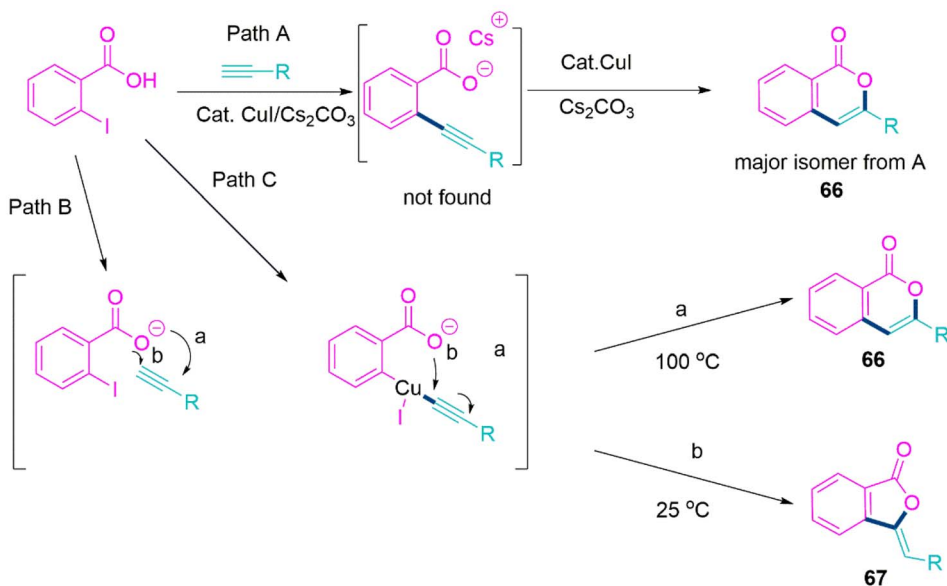
Many natural compounds with remarkable biological properties contain the tetrahydrocarbazole chemical structure.<sup>179,180</sup> The [4 + 2] cyclic addition of 2-vinylindoles with competent dienophiles is prominent among the several synthetic methods that have been established over time to obtain tetrahydrocarbazoles.<sup>181-184</sup> In 2018, Ghorai and colleagues<sup>185</sup> explored the synthesis of such heterocycles through a two-fold divergent diastereoselective (*dr* up to >99:1) transformation of 2-vinylindoles, making it possible to quickly and directly access highly substituted tetrahydrocycloheptadiindoles (**75**) and tetrahydrocarbazoles (**76**) with several continuous stereocenters. A wide variety of functionalized 2-vinylindoles are prone to high-yielding conversions (yields up to 87%), which take place through the Lewis acid-catalysed [4 + 2] and [4 + 3] ring annulation-aromatization cascade events, respectively. These reactions involve a never-before-seen reversal of the polarities (Umpolung) of 2-vinylindoles. Two feasible molecular approaches for the synthesis of products **75** and **76** from 2-

vinylindoles are suggested in Scheme 39. The 2-vinylindole precursor first undergoes activation by the Fe(III)-based Lewis acid by coordinating to the indolyl nitrogen in order to generate an intermediate product, and during this step, the polarity of the olefin component in the 2-vinyl group is switched. At the same time, another 2-vinylindole molecule uses its C3 centre to attack the olefinic component of the activated indole molecule at the 2'-position, thereby producing an active intermediate. A [4 + 2] type ring-closing is caused by the incipient negative charge accumulated at the 1'-position of the activated indole species attacking the 2'-position of the other indole fragment using an alternate Umpolung process, resulting in the intermediate, which is then rearomatized to produce the desired product **76**. Alternatively, the initial steps of the synthesis of tetrahydrocycloheptadiindole are identical and result in the formation of a zwitterionic intermediate with Fe(III). The second indole fragment's 1'-centre is attacked by the developing negative charge on the indole moiety's C3, causing a ring closure and the formation of the bis-indole clubbed 7-membered ring intermediate, which then aromatizes to form the unexpected product **75**.



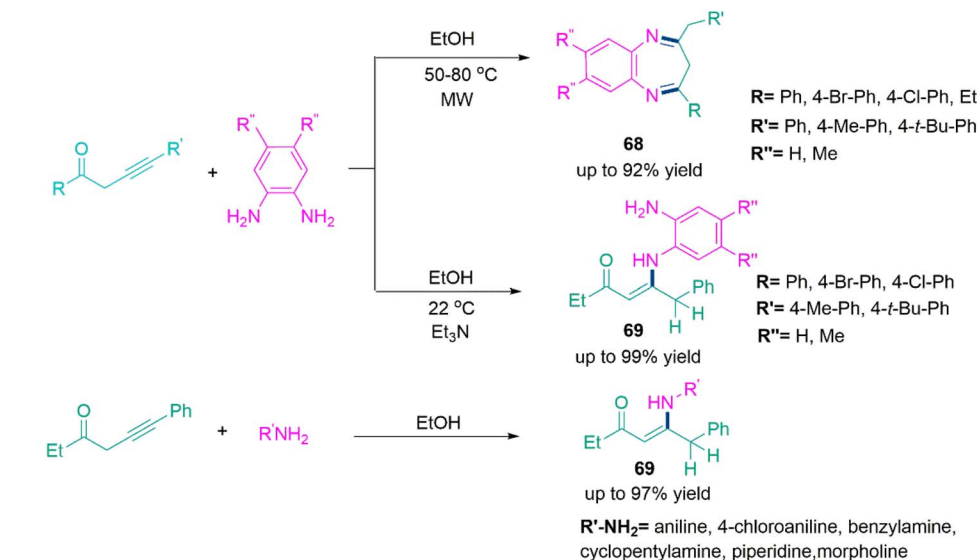


## Proposed mechanism

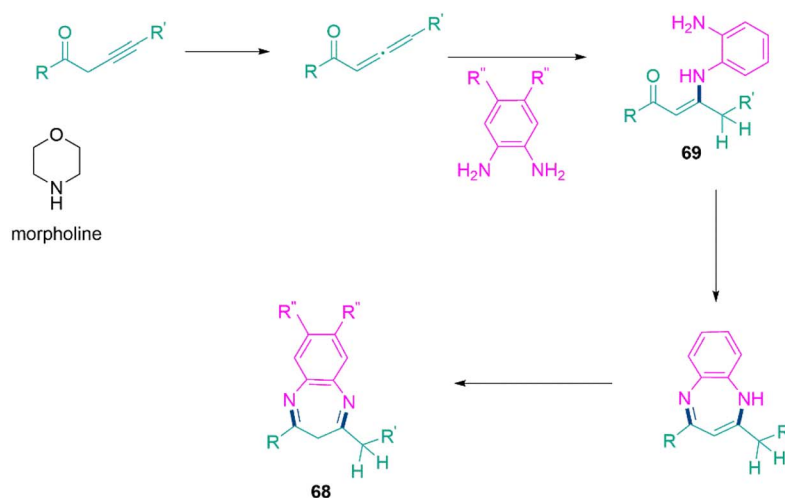
Scheme 35 Synthesis of isocoumarins (**66**) and phthalide derivatives (**67**).

Benzofurans and 2,3-dihydrobenzofurans are important building blocks in natural products with bioactive properties and potential for pharmaceutical applications.<sup>186</sup> Duan, Liu, and Colleagues<sup>187</sup> developed a chemoselective method for the synthesis of benzofurans (**77**) and 2,3-dihydrobenzofuran (**78**). In this reaction system, a combination of DBDMH (1,3-Dibromo-5,5-dimethylhydantoin) and  $K_2CO_3$  serves as key promoters, facilitating the controlled transformation of enamines and salicylaldehydes into two distinct sets of valuable heterocyclic compounds **77** and **78**. The system's success hinges on the precise identification and manipulation of reaction parameters. After optimizing the reaction conditions for this transformation, the scope of the reaction was explored by

testing various salicylaldehyde substrates. The results showed the remarkable substrate tolerance of the transformation, demonstrating its compatibility with a wide range of salicylaldehyde derivatives. Both electron-donating and electron-withdrawing substituents on the benzene ring of salicylaldehydes were tolerated, though the nature of these substituents significantly influenced the reaction's outcome. Generally, salicylaldehydes bearing electron-donating groups on the aromatic ring performed better, yielding the desired benzofuran products (**77**) in moderate to good yields. In contrast, when salicylaldehydes with electron-withdrawing groups were used, the reaction yields noticeably decreased. Furthermore, the reaction showed excellent compatibility with a propargyl derivative that

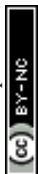


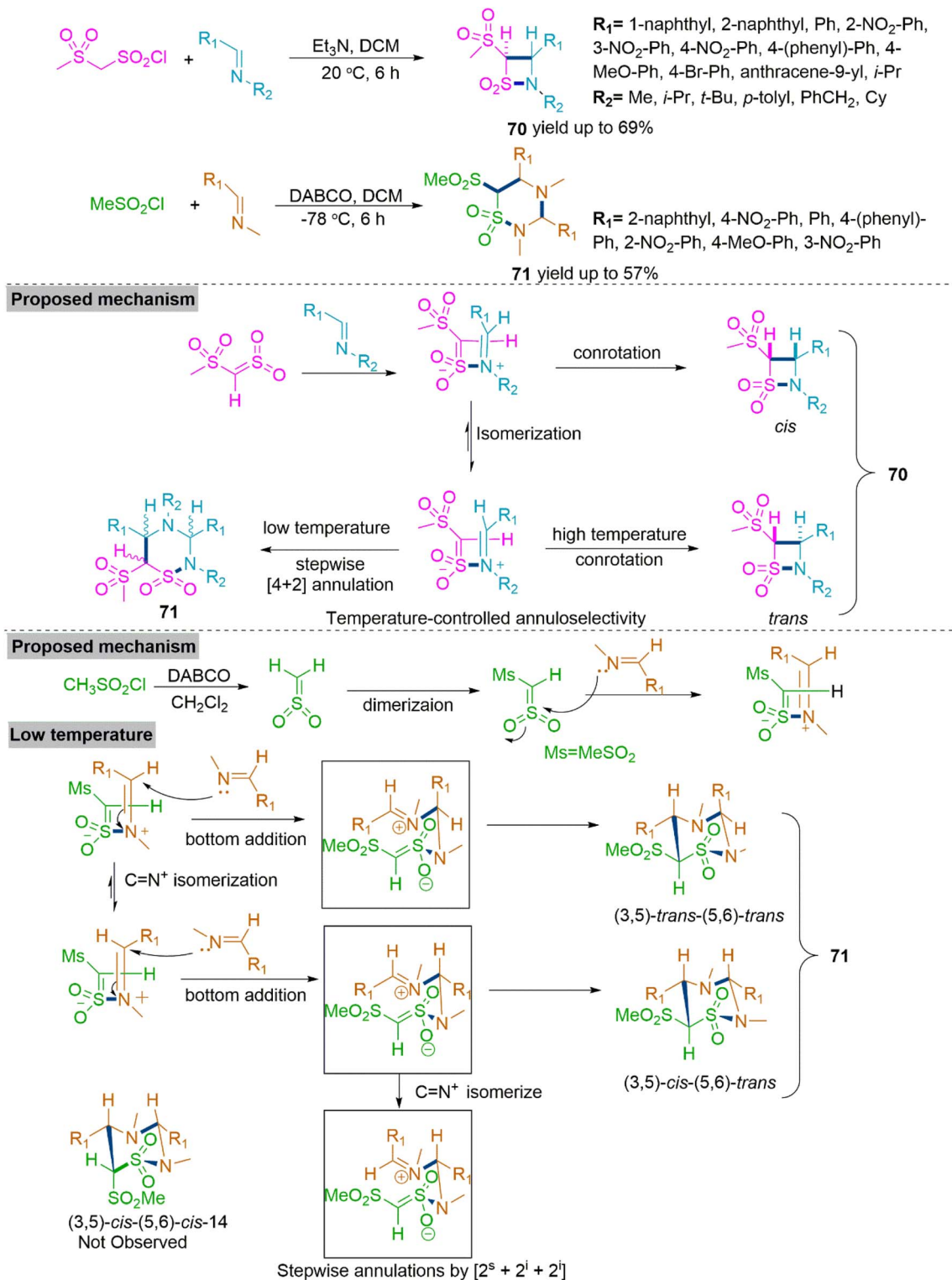
## Proposed mechanism

Scheme 36 Synthesis of functionalized benzodiazepines (**68**) and conjugated enaminones (**69**).

included a sensitive functional group, efficiently producing the valuable product in good yield. This investigation highlights the broad applicability of the reaction, particularly in the synthesis of structurally diverse benzofuran derivatives. The reaction scope was further extended to investigate the reactivity of various enaminones under the optimized conditions. Overall, in both cases the results showed that the transformation exhibited considerable flexibility with respect to the salicylaldehyde and enaminone substrates, producing the desired product **77** in yields ranging from 34% to 84%. Duan *et al.* introduced a slight modification to the reaction conditions by incorporating an acid, which successfully suppressed the formation of benzofuran **77** and shifted the reaction pathway toward the formation of the functionalized 2,3-dihydrobenzofuran product **78**. As shown in Scheme 40, replacing  $NH_4Cl$  with  $Fe_2(SO_4)_3$  as an additive under these conditions enabled the selective formation of 2,3-dihydrobenzofuran products in yields ranging from 62% to 84% at room

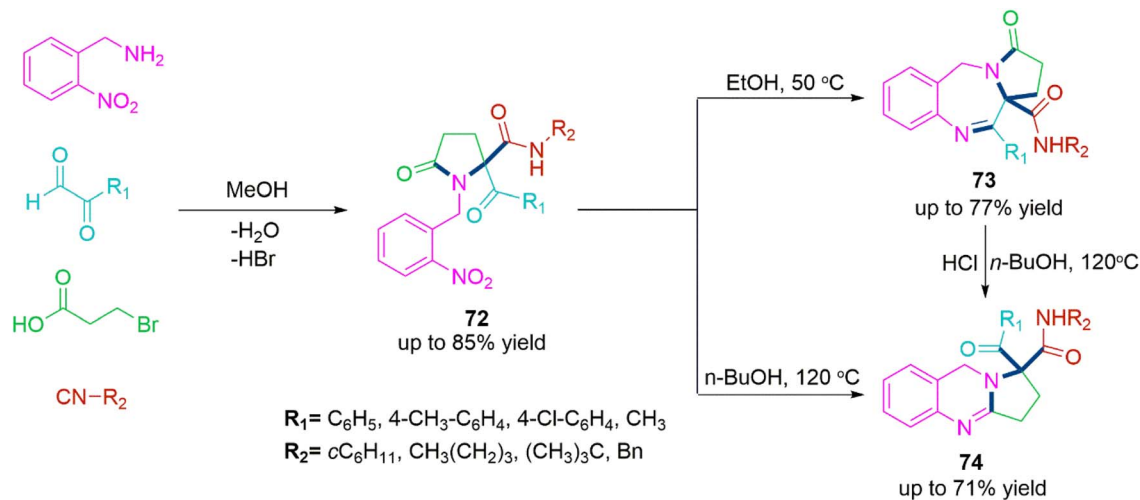
temperature. The reaction demonstrated broad substrate compatibility, efficiently accommodating functional groups such as alkenyl, alkenyl, and triazole rings. These functionalized substrates underwent transformation to deliver the desired 2,3-dihydrobenzofuran **78** in moderate to good yields. Additionally, disubstituted enaminones were tolerated under these conditions, although they afforded slightly lower yields compared to their monosubstituted counterparts. This modification broadens the scope of the reaction, providing access to a new class of valuable dihydrobenzofuran derivatives with diverse functional groups. In the proposed mechanism, reaction begins with the formation of an imine intermediate, which is generated through transient halogenation coupling and substitution processes. This imine intermediate serves as a crucial branching point, where it can undergo one of two distinct pathways: either aldol condensation followed by annulation or imine hydrolysis followed by aldol condensation. The selectivity between these pathways is meticulously



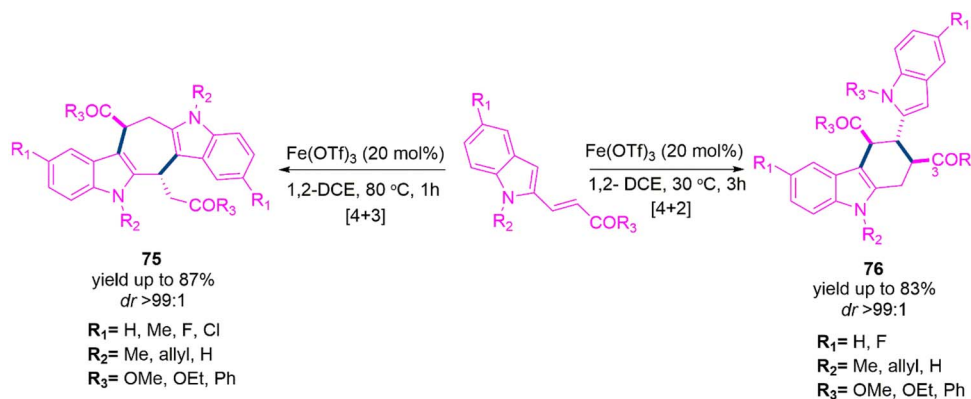
Scheme 37 Synthesis of *trans*- $\beta$ -sultams (70) and 4- $\alpha$ - $\delta$ -sultams (71).

controlled by the choice of additives. Specifically, the use of NH<sub>4</sub>Cl or Fe<sub>2</sub>(SO<sub>4</sub>)<sub>3</sub> plays a pivotal role in directing the reaction toward different outcomes. NH<sub>4</sub>Cl favours one pathway, while Fe<sub>2</sub>(SO<sub>4</sub>)<sub>3</sub> encourages the other, thus determining whether the reaction leads to the formation of benzofurans (77) or

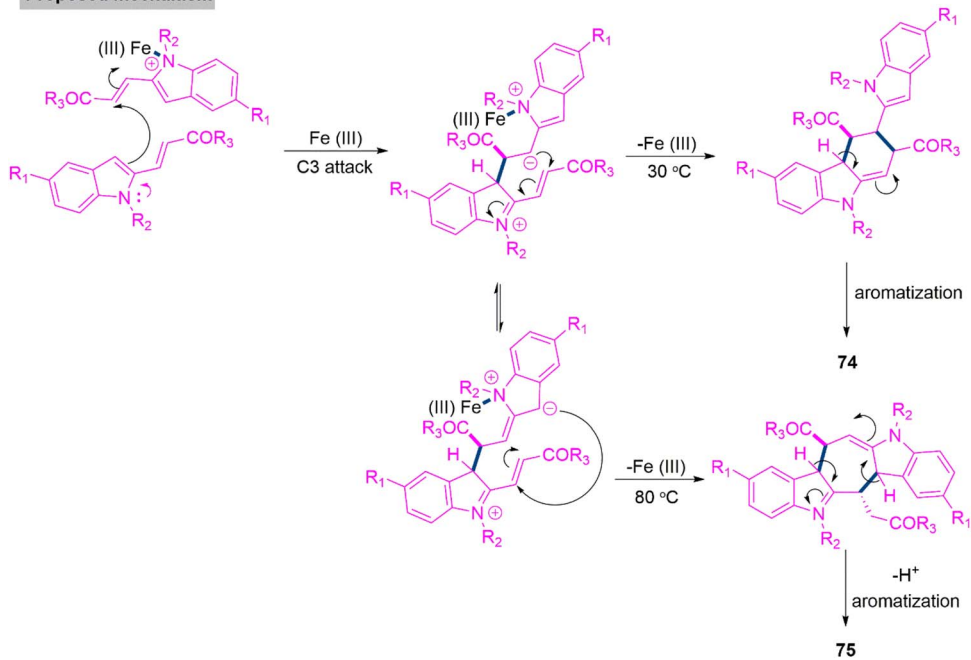
dihydrobenzofurans (78). This precise manipulation of reaction parameters and intermediate selectivity highlights the importance of additives in achieving the unique outcome of this tandem transformation.



Scheme 38 Synthesis of pyrrolobenzodiazepines (73) and pyrroloquinazoline (74).

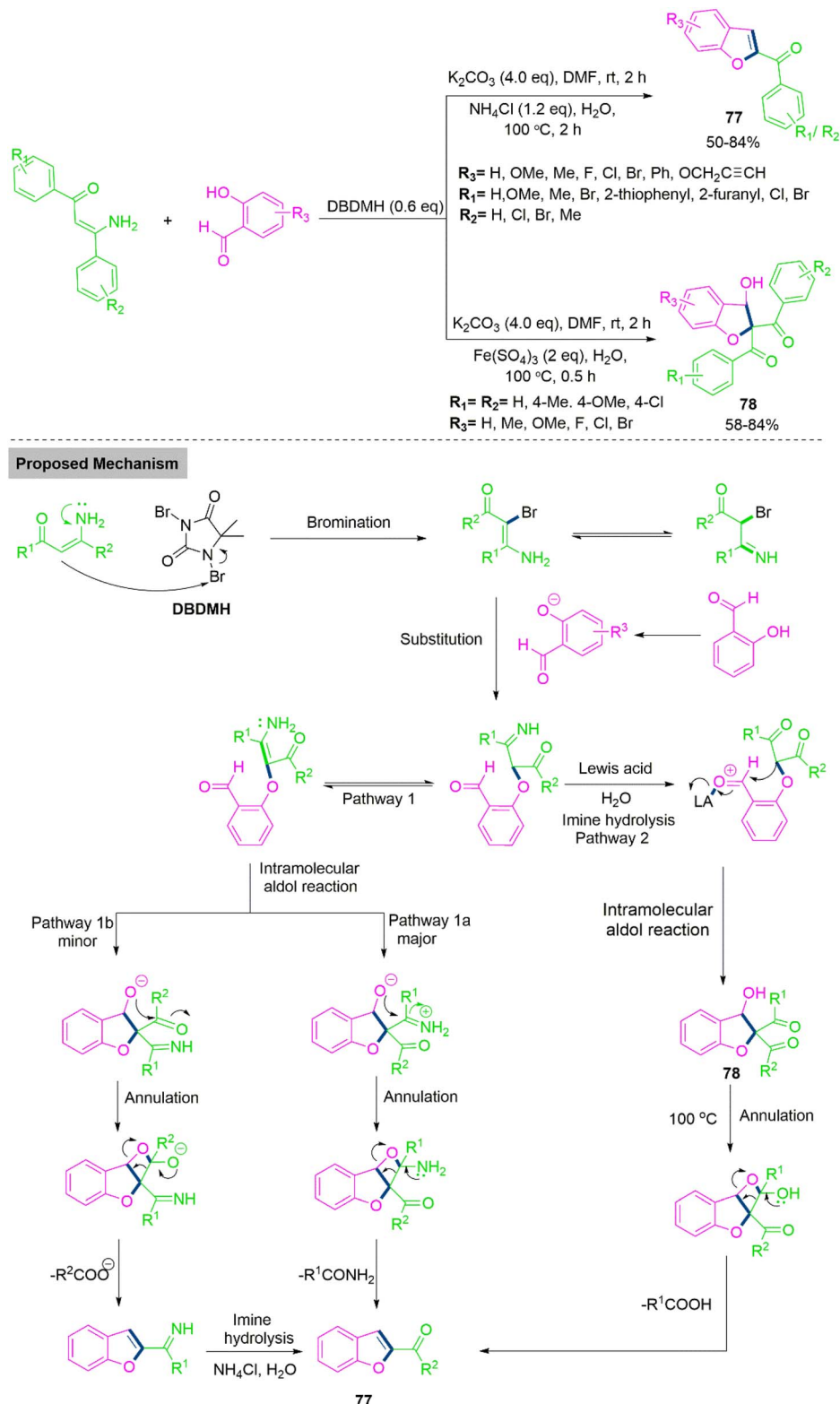


## Proposed mechanism



Scheme 39 Synthesis of functionalized tetrahydrocyclohepta-diindoles (75) and tetrahydrocarbazoles (76).





Scheme 40 Synthesis of benzofurans (77) and 2,3-dihydrobenzofurans (78).

## 6. Conclusions and outlooks

Fine-tuning chemoselectivity in organic reactions is a highly effective strategy for generating complex molecular structures.

Chemists may achieve significant control over reaction outcomes by modulating reaction parameters such as substrate type (including substituent alterations), solvent choice, catalyst, ligand, or additive type, and reaction temperature. This



adaptability allows a single set of starting materials to produce a wide range of products, emphasizing the importance of reaction circumstances in chemoselectivity. Methods that provide such precise control over reaction pathways have made significant progress in the synthesis of new heterocyclic and carbocyclic molecules. These compounds are critical because they are found in many natural products and have numerous applications in pharmaceuticals, agrochemicals, and materials science. Thus, acquiring and optimizing chemoselectivity is more than just a theoretical exercise; it is critical for enabling practical applications in a wide range of industries.

### 6.1 The multi-faceted nature of chemoselectivity modulation

Achieving a high level of chemoselectivity necessitates a thorough understanding of how various reaction parameters interact with one another. Synthetic organic chemists face several challenges when attempting to modulate these conditions in order to favour desired reaction pathways. The intrinsic characteristics of the starting substrates, such as their electronic and steric properties, frequently play an important role in directing the reaction. Solvents are also important because they affect reactant solubility, intermediate stability, and the entire reaction rate. Catalysts and ligands are crucial for their ability to speed up reactions and impart selectivity, often by stabilising specific transition states or intermediates. Additives can also be used strategically to modify reaction pathways, either by neutralising undesirable reactive species or stabilising preferred intermediates. Temperature is another important factor that influences the energy barriers between competing reaction paths. Higher temperatures may accelerate reactions, but they also increase the likelihood of side reactions, reducing chemoselectivity. Lower temperatures, on the other hand, may favour the formation of specific products while also resulting in longer reaction times and incomplete reactions.

### 6.2 The importance of chemoselectivity in modern organic chemistry

The ability to control chemoselectivity has laid the way for the creation of a wide range of novel molecular structures. These advancements have made a significant impact on the synthesis of heterocycles and carbocycles, two classes of compounds commonly found in bioactive molecules. Many pharmaceuticals and natural products contain heterocycles, which are rings with one or more non-carbon atoms (such as nitrogen, oxygen, or sulphur). Meanwhile, carbocycles, which are made entirely of carbon atoms, are essential structural units in a wide range of complex organic molecules. Leading researchers from around the world have demonstrated that by carefully altering reaction conditions, it is possible to selectively form these rings, often from basic starting materials. The ability to fine-tune reactions opens up new possibilities for the precise synthesis of complex molecules.

### 6.3 Looking ahead: chemoselectivity and molecular diversity

In the future, chemoselectivity is expected to become a guiding principle in the development of new compounds in organic synthesis. Chemists will be able to create heterocyclic and carbocyclic compounds with diverse structural features by employing their ability to control reaction outcomes through careful conditional modifications. These compounds will find use not only in the pharmaceutical and agricultural industries but also in material science, where their unique properties can be used to create innovative materials. The continuing study of chemoselective reactions will also add to our understanding of fundamental chemical reactivity. Chemists can develop new catalysts, solvents, and additives with even finer control over chemoselectivity by investigating how different factors influence reaction pathways. Such advancements will make it easier to synthesise more complex molecules with high precision, opening up new possibilities for the design of functional molecules intended for specific applications.

## Abbreviations

AcOH:	Acetic acid
CsF:	Caesium fluoride
CS <sub>2</sub> :	Carbon disulphide
DBU:	1,8-Diazabicyclo[5.4.0]undec-7-ene
DCE:	Dichloroethane
DEM:	Deep eutectic mixture
DIPEA:	<i>N,N</i> -Diisopropylethylamine
DMSO:	Dimethyl sulfoxide
DMAP:	4-dimethylaminopyridine
DMF:	Dimethyl formamide
DOS:	Diversity-oriented synthesis
EG:	Ethylene glycol
Et <sub>3</sub> N:	Triethylamine
EtOAc:	Ethyl acetate
EtOH:	Ethanol
FDA:	Food and Drug Administration
HIV:	Human immunodeficiency virus
LED:	Light emitting diode
MCRs:	Multicomponent reactions
MDRs:	Multicomponent domino reactions
MeOH:	Methanol
MMP:	Matrix metalloproteinases
NBS:	<i>N</i> -Bromosuccinimide
SNAr:	Nucleophilic Aromatic Substitution
THF:	Tetrahydrofuran
TMGB:	Trimethylglycine betaine
TSOH:	Toluene sulphonic acid
US:	Ultrasound
W:	watt

## Data availability

No primary research results, software or code have been included and no new data were generated or analyzed as part of this review.



## Conflicts of interest

There are no conflicts to declare.

## Acknowledgements

The authors are grateful for the technical support from the Smt. S. S. Patel Nootan Science and Commerce College, Sankalchand Patel University, Visnagar-384315, Gujarat, India.

## References

- 1 M. Buskes, A. Coffin, D. Troast, R. Stein and M. Blanco, *ACS Med. Chem. Lett.*, 2023, **14**, 376–385.
- 2 D. M. Patel, M. G. Sharma, R. M. Vala, I. Lagunes, A. Puerta, J. M. Padrón, D. P. Rajani and H. M. Patel, *Bioorg. Chem.*, 2019, **86**, 137–150.
- 3 D. M. Patel, R. M. Vala, M. G. Sharma, D. P. Rajani and H. M. Patel, *ChemistrySelect*, 2019, **4**, 1031–1041.
- 4 R. M. Vala, M. G. Sharma, D. M. Patel, A. Puerta, J. M. Padrón, V. Ramkumar, R. L. Gardas and H. M. Patel, *Arch. Pharm.*, 2021, **354**, 2000466.
- 5 Z. Wang and A. Domling, Multicomponent Reactions towards Heterocycles: Concepts and Applications, in *Multicomponent Reactions in Medicinal Chemistry*, ed. E. Van der Eycken and U. K. Sharma, John Wiley & Sons, 2022, pp. 91–137.
- 6 P. Slobbe, E. Ruijter and R. V. Orru, *MedChemComm*, 2012, **3**, 1189–1218.
- 7 J. Tan and A. K. Yudin, *Drug Discovery Today: Technol.*, 2018, **29**, 51–60.
- 8 W. Czechtizky and P. Hamley, *Small Molecule Medicinal Chemistry: Strategies and Technologies*, John Wiley & Sons, Inc., 2015.
- 9 (a) H. A. Younus, M. Al-Rashida, A. Hameed, M. Uroos, U. Salar, S. Rana and K. M. Khan, *Expert Opin. Ther. Pat.*, 2021, **31**, 267–289; (b) G. Graziano, A. Stefanachi, M. Contino, R. Prieto-Díaz, A. Ligresti, P. Kumar, A. Scilimati, E. Sotelo and F. Leonetti, *Int. J. Mol. Sci.*, 2023, **24**, 6581.
- 10 A. Jaiswal, M. Kumar and K. N. Singh, *Asian J. Org. Chem.*, 2023, **12**, e202200629.
- 11 V. Tiwari, *Chem. Biol. Drug Des.*, 2022, **99**, 839–856.
- 12 S. Zhao, Y. Wu and L. Hu, *Bioorg. Chem.*, 2022, **119**, 105520.
- 13 R. P. Herrera and E. Marqués-López, *Multicomponent Reactions: Concepts and Applications for Design and Synthesis*, Wiley, Hoboken, 2015.
- 14 T. Nasiriani, S. Javanbakht, M. T. Nazeri, H. Farhid, V. Khodkari and A. Shaabani, *Top. Curr. Chem.*, 2022, **380**, 50.
- 15 Y. Zhong, *Eur. J. Org. Chem.*, 2022, **2022**, e202201038.
- 16 (a) D. M. Patel, P. J. Patel and H. M. Patel, *Eur. J. Org. Chem.*, 2022, **2022**, e202201119; (b) S. E. John, S. Gulati and N. Shankaraiah, *Org. Chem. Front.*, 2021, **8**, 4237–4287; (c) T. Damera, R. Pagadala, S. Rana and S. B. Jonnalagadda, *Catalysts*, 2023, **13**, 1034.
- 17 (a) M. T. Martins, F. R. Dias, R. S. de Moraes, M. F. da Silva, K. R. Lucio, K. D'Oliveira Góes, P. A. do Nascimento, A. S. da Silva, V. F. Ferreira and A. C. Cunha, *Chem. Rec.*, 2022, **22**, e202100251; (b) J. C. Flores-Reyes, V. C. Cotlame-Salinas, I. A. Ibarra, E. González-Zamora and A. Islas-Jácome, *RSC Adv.*, 2023, **13**, 16091; (c) H. R. Chaudhary, P. J. Patel, V. K. Gupta and D. M. Patel, *Res. Chem. Intermed.*, 2024, **50**, 1273–1286.
- 18 S. E. Hooshmand, H. Yazdani and C. Hulme, *Eur. J. Org. Chem.*, 2022, **2022**, e202200569.
- 19 S. B. Mohite, M. Bera, V. Kumar, R. Karpoormath, S. B. Baba and A. S. Kumbhar, *Top. Curr. Chem.*, 2023, **381**, 4.
- 20 D. M. Patel, H. J. Patel, J. M. Padrón and H. M. Patel, *RSC Adv.*, 2020, **10**, 19600–19609.
- 21 N. Elders, D. van der Born, L. J. Hendrickx, B. J. Timmer, A. Krause, E. Janssen, F. J. de Kanter, E. Ruijter and R. V. Orru, *Angew. Chem.*, 2009, **121**, 5970–5973.
- 22 B. Ganem, *Acc. Chem. Res.*, 2009, **42**, 463–472.
- 23 A. Dömling, *Chem. Rev.*, 2006, **106**, 17–89.
- 24 A. Strecker, *Ann. Chem. Pharm.*, 1850, **75**, 27–45.
- 25 A. Hantzsch, *Chem. Ber.*, 1881, **14**, 1637.
- 26 P. Biginelli, *Chem. Ber.*, 1891, **24**, 1317.
- 27 C. Mannich and V. Krösche, *Arch. Pharm.*, 1912, **250**, 647–667.
- 28 M. Passerini, *Gazz. Chim. Ital.*, 1921, **51**, 126–129.
- 29 E. K. Fields, *J. Am. Chem. Soc.*, 1952, **74**, 1528–1531.
- 30 F. Asinger, *Angew. Chem.*, 1956, **68**, 413.
- 31 I. Ugi, R. Meyr, U. Fetzer and C. Steinbrückner, *Angew. Chem.*, 1959, **71**, 373–388.
- 32 K. Gewald, E. Schinke and H. Böttcher, *Chem. Ber.*, 1966, **99**, 94–100.
- 33 D. Van Leusen and A. M. Van Leusen, *Org. React.*, 2003, **57**, 419.
- 34 H. Bienaym'e and K. Bouzid, *Angew. Chem., Int. Ed.*, 1998, **37**, 2234–2237.
- 35 R. Abonia, J. Castillo, B. Insuasty, J. Quiroga, M. Noguerras and J. Cobo, *Eur. J. Org. Chem.*, 2010, **2010**, 6454–6463.
- 36 A. Boltjes and A. Dömling, *Eur. J. Org. Chem.*, 2019, **2019**, 7007–7049.
- 37 J. Zhu and H. Bienayme, *Multicomponent Reactions*, John Wiley & Sons, 2005.
- 38 J. E. Biggs-Houck, A. Younai and J. T. Shaw, *Curr. Opin. Chem. Biol.*, 2010, **14**, 371–382.
- 39 S. Pelliccia, J. Amato, D. Capasso, S. Di Gaetano, A. Massarotti, M. Piccolo, C. Irace, G. C. Tron, B. Pagano, A. Randazzo and E. Novellino, *Eur. J. Med. Chem.*, 2019, **63**, 2035–2050.
- 40 M. Grazia, L. Martina, M. Giannessi and M. Radi, *Eur. J. Org. Chem.*, 2023, **26**, e202201288.
- 41 A. Domling, W. Wang and K. Wang, *Chem. Rev.*, 2012, **112**(6), 3083–3135.
- 42 M. E. Welsch, S. A. Snyder and B. R. Stockwell, *Curr. Opin. Chem. Biol.*, 2010, **14**, 347–361.
- 43 D. A. Horton, G. T. Bourne and M. L. Smythe, *Chem. Rev.*, 2003, **103**, 893–930.
- 44 L. Costantino and D. Barlocco, *Curr. Med. Chem.*, 2006, **13**, 65–85.



- 45 E. J. Corey and X. M. Cheng, *The Logic of Chemical Synthesis*, John Wiley & Sons, 1989.
- 46 C. E. J. Corey, B. Czako and L. Kürti, *Molecules and Medicine*, Wiley, 2008.
- 47 H. Song, Y. Liu and Q. Wang, *Org. Lett.*, 2013, **15**, 3274.
- 48 Y. Wang, C. Cherian, S. Orr, S. Mitchell-Ryan, Z. Hou, S. Raghavan, L. H. Matherly and A. Gangjee, *J. Med. Chem.*, 2013, **56**, 8684–8695.
- 49 P. Norman, *Expert Opin. Ther. Pat.*, 2014, **24**, 121–125.
- 50 V. La Pietra, G. La Regina, A. Coluccia, V. Famigliani, S. Pelliccia, B. Plotkin, H. Eldar-Finkelman, A. Brancale, C. Ballatore, A. Crowe and K. R. Brunden, *J. Med. Chem.*, 2013, **56**, 10066–10078.
- 51 X. Qi, H. Xiang, Q. He and C. Yang, *Org. Lett.*, 2014, **16**, 4186–4189.
- 52 S. Sarkar, D. K. Das and A. T. Khan, *RSC Adv.*, 2014, **4**, 53752–53760.
- 53 H. Wamhoff, in *Comprehensive Heterocyclic Chemistry 1*, ed. A. R. Katritzky and C. W. Rees, Pergamon, Oxford, 1984, vol. 5, p. 669.
- 54 P. W. Baures, *Org. Lett.*, 1999, **1**, 249–252.
- 55 R. Alvarez, S. Velazquez, A. San-Felix, S. Aquaro, D. E. Clercq, C. F. Perno, A. Karlsson, J. Balzarini and M. J. Camarasa, *J. Med. Chem.*, 1994, **37**, 4185–4194.
- 56 H. W. Bai, Z. J. Cai, S. Y. Wang and S. J. Ji, *Org. Lett.*, 2015, **17**, 2898–2901.
- 57 L. Yu, Z. Yang, J. Peng and P. Li, *Eur. J. Org. Chem.*, 2016, **2016**, 535–540.
- 58 H. P. Bi, L. Zhao, Y. M. Liang and C. J. Li, *Angew. Chem., Int. Ed.*, 2009, **48**, 792–795.
- 59 Z. Zuo and D. W. MacMillan, *J. Am. Chem. Soc.*, 2014, **136**, 5257–5260.
- 60 J. C. Xiang, M. Wang, Y. Cheng and A. X. Wu, *Org. Lett.*, 2016, **18**, 24–27.
- 61 J. F. Zheng, X. N. Hu, Z. Xu, D. C. Cai, T. L. Shen and P. Q. Huang, *J. Org. Chem.*, 2017, **82**, 9693–9703.
- 62 M. Giustiniano, A. Basso, V. Mercalli, A. Massarotti, E. Novellino, G. C. Tron and J. Zhu, *Chem. Soc. Rev.*, 2017, **46**, 1295–1357.
- 63 T. Nasiriani, S. Javanbakht, M. T. Nazeri, H. Farhid, V. Khodkari and A. Shaabani, *Top. Curr. Chem.*, 2022, **380**, 50.
- 64 V. Nenajdenko, *Isocyanide Chemistry: Applications in Synthesis and Material Science*, John Wiley & Sons, 2012.
- 65 Y. Gao, Z. Hu, J. Dong, J. Liu and X. Xu, *Org. Lett.*, 2017, **19**, 5292–5295.
- 66 L. S. Yu, C. Y. Meng, J. Wang, Z. J. Gao and J. W. Xie, *Adv. Synth. Catal.*, 2019, **361**, 526–534.
- 67 S. K. Arupula, S. K. Gudimella, S. Guin, S. M. Mobin and S. Samanta, *Org. Biomol. Chem.*, 2019, **17**, 3451–3461.
- 68 V. Kumar, K. Kaur, G. K. Gupta and A. K. Sharma, *Eur. J. Med. Chem.*, 2013, **69**, 735–753.
- 69 S. Fustero, M. Sanchez-Rosello, P. Barrio and A. Simon-Fuentes, *Chem. Rev.*, 2011, **111**, 6984–7034.
- 70 A. A. Bekhit, A. Hymete, A. E.-D. A. Bekhit, A. Damtew and H. Y. Aboul-Enein, *Mini-Rev. Med. Chem.*, 2010, **10**, 1014–1033.
- 71 S. Bräse, in *Privileged Scaffolds in Medicinal Chemistry: Design, Synthesis, Evaluation*, ed. S. Bräse, RSC Cambridge, Cambridge, 2016, p. 478.
- 72 B. Yu, S. Zhou, L. Cao, Z. Hao, D. Yang, X. Guo, N. Zhang, V. A. Bakulev and Z. Fan, *J. Agric. Food Chem.*, 2020, **68**, 7093–7102.
- 73 Y. Zhao, N. Yang, Y. Deng, K. Tao, H. Jin and T. Hou, *J. Agric. Food Chem.*, 2020, **68**, 11068–11076.
- 74 Y. Zuo, X. He, Y. Ning, Q. Tang, M. Xie, W. Hu and Y. Shang, *Org. Biomol. Chem.*, 2019, **17**, 9766–9771.
- 75 M. De Candia, C. Altamura, N. Denora, S. Cellamare, M. Nuzzolese, D. De Vito, L. G. Voskressensky, A. V. Varlamov and C. D. Altomare, *Chem. Heterocycl. Compd.*, 2017, **53**, 357–363.
- 76 A. Barakat, S. M. Soliman, A. M. Al-Majid, M. Ali, M. S. Islam, Y. A. Elshaier and H. A. Ghabbour, *J. Mol. Struct.*, 2018, **1152**, 101–114.
- 77 B. Yu, Z. Yu, P. P. Qi, D. Q. Yu and H. M. Liu, *Eur. J. Med. Chem.*, 2015, **95**, 35–40.
- 78 K. S. Mani, W. Kaminsky and S. P. Rajendran, *New J. Chem.*, 2018, **42**, 301–310.
- 79 P. Saraswat, G. Jeyabalan, M. Z. Hassan, M. U. Rahman and N. K. Nyola, *Synth. Commun.*, 2016, **46**, 1643–1664.
- 80 X. Cheng, P. Gao, L. Sun, Y. Tian, P. Zhan and X. Liu, *Expert Opin. Ther. Pat.*, 2017, **27**, 1277–1286.
- 81 D. M. Patel and H. M. Patel, *ACS Sustainable Chem. Eng.*, 2019, **7**, 18667–18676.
- 82 A. Alizadeh, B. Farajpour, T. O. Knedel and C. Janiak, *J. Org. Chem.*, 2021, **86**, 574–580.
- 83 A. Saputra, R. Fan, T. Yao, J. Chen and J. Tan, *Adv. Synth. Catal.*, 2020, **362**, 2683–2688.
- 84 M. M. Amer, M. A. Aziz, W. S. Shehab, M. H. Abdellattif and S. M. Mounair, *J. Saudi Chem. Soc.*, 2021, **25**, 101259.
- 85 S. Lin, C. Liu, X. Zhao, X. Han, X. Li, Y. Ye and Z. Li, *Front. Chem.*, 2022, **10**, 869860.
- 86 Y. Zhang and A. Pike, *Bioorg. Med. Chem. Lett.*, 2021, **38**, 127849.
- 87 S. Liu, J. Li, J. Lin, F. Liu, T. Liu and C. Huang, *Org. Biomol. Chem.*, 2020, **18**, 1130–1134.
- 88 Y. Arakida, K. Ohga, Y. Okada, H. Morio, K. Suwa, M. Yokota and T. Yamada, *Eur. J. Pharmacol.*, 2000, **403**, 169–179.
- 89 J. V. Allen, C. Bardelle, K. Blades, D. Buttar, L. Chapman, N. Colclough, A. G. Dossetter, A. P. Garner, A. Girdwood, C. Lambert and A. G. Leach, *Bioorg. Med. Chem. Lett.*, 2011, **21**, 5224–5229.
- 90 V. Calderone, A. Coi, F. L. Fiamingo, I. Giorgi, M. Leonardi, O. Livi, A. Martelli and E. Martinotti, *Eur. J. Med. Chem.*, 2006, **41**, 1421–1429.
- 91 M. K. Mehra, M. Malik, B. Kumar and D. Kumar, *Org. Biomol. Chem.*, 2021, **19**, 1109–1114.
- 92 W. Wang, H. Zhu, S. Liu, Z. Zhao, L. Zhang, J. Hao and Y. Wang, *J. Am. Chem. Soc.*, 2019, **141**, 9175–9179.
- 93 H. J. Reich and R. J. Hondal, *ACS Chem. Biol.*, 2016, **11**, 821–841.
- 94 C. Cheignon, E. Cordeau, N. Prache, S. Cantel, J. Martinez, G. Subra, C. Arnaudguilhem, B. Bouyssiere and C. Enjalbal, *J. Med. Chem.*, 2018, **61**, 10173–10184.



## Review

- 95 G. C. Hoover and D. S. Seferos, *Chem. Sci.*, 2019, **10**, 9182–9188.
- 96 M. R. Mutra, V. S. Kudale, J. Li, W. H. Tsai and J. Wang, *Green Chem.*, 2020, **22**, 2288–2300.
- 97 X. Wang, S. Y. Wang and S. J. Ji, *J. Org. Chem.*, 2014, **79**, 8577–8583.
- 98 L. Brunton, B. Chabner, B. Knollman, and L. Goodman, *Gilman's the Pharmacological Basis of Therapeutics*, McGraw-Hill, New York, 2010.
- 99 F. Kopp and P. Knochel, *Org. Lett.*, 2007, **9**, 1639–1641.
- 100 Y. Y. Yu and G. I. Georg, *Chem. Commun.*, 2013, **49**, 3694–3696.
- 101 M. Szostak, M. Spain, B. Sautier and D. J. Procter, *Org. Lett.*, 2014, **16**, 5694–5697.
- 102 B. T. Barry and G. H. Dennis, *Chem. Rev.*, 2009, **109**, 4439–4486.
- 103 M. B. Gawande, V. D. Bonifácio, R. Luque, P. S. Branco and R. S. Varma, *Chem. Soc. Rev.*, 2013, **42**, 5522–5551.
- 104 M. Valhondo, I. Marco, M. Martín-Fontecha, H. Vázquez-Villa, J. A. Ramos, R. Berkels, T. Lauterbach, B. Benhamú and M. L. Lopez-Rodriguez, *J. Med. Chem.*, 2013, **56**, 7851–7861.
- 105 C. Cseke, B. C. Gerwick, G. D. Crouse, M. G. Murdoch, S. B. Green and D. R. Heim, *Pestic. Biochem. Physiol.*, 1996, **55**, 210–217.
- 106 B. Rajarathinam and G. Vasuki, *Org. Lett.*, 2012, **14**, 5204–5206.
- 107 H. A. Daboun, S. E. Abdou, M. M. Hussein and M. H. Elnagdi, *Synth.*, 1982, **1982**, 502–504.
- 108 M. I. Soares, A. F. Brito, M. Laranjo, A. M. Abrantes, M. F. Botelho, J. A. Paixão, A. M. Beja, M. R. Silva and T. M. e Melo, *Eur. J. Med. Chem.*, 2010, **45**, 4676–4681.
- 109 K. Santos, M. Laranjo, A. M. Abrantes, A. F. Brito, C. Gonçalves, A. B. Ribeiro, M. F. Botelho, M. I. Soares, A. S. Oliveira and T. M. e Melo, *Eur. J. Med. Chem.*, 2014, **79**, 273–281.
- 110 W. Franke, F. Blume, F. Arndt and R. Rees, EU Pat., EP 298405 A2 19890111, Eur. Pat. Appl, 1989.
- 111 Q. Cai, F. C. Jia, D. K. Li, C. Xu, K. R. Ding and A. X. Wu, *Tetrahedron*, 2015, **71**, 6104–6111.
- 112 D. A. Ibrahim, D. A. Abou El Ella, A. M. El-Motwally and R. M. Aly, *Eur. J. Med. Chem.*, 2015, **102**, 115–131.
- 113 H. Xu, R. Chen, Q. Sun, W. Lai, Q. Su, W. Huang and X. Liu, *Chem. Soc. Rev.*, 2014, **43**, 3259–3302.
- 114 P. Dzedzic, J. A. Cisneros, M. J. Robertson, A. A. Hare, N. E. Danford, R. H. Baxter and W. L. Jorgensen, *J. Am. Chem. Soc.*, 2015, **137**, 2996–3003.
- 115 X. Zhang, T. L. Wang, X. J. Liu, X. C. Wang and Z. J. Quan, *Org. Biomol. Chem.*, 2019, **17**, 2379–2383.
- 116 A. Burger, *Burger's Medicinal Chemistry*, Drug Discovery and Development, Wiley, Hoboken, 2010.
- 117 L. Brunton, *Gilman's the Pharmacological Basis of Therapeutics*, McGraw-Hill, New York, 2006.
- 118 S. H. Kim, A. T. Pudzianowski, K. J. Leavitt, J. Barbosa, P. A. McDonnell, W. J. Metzler, B. M. Rankin, R. Liu, W. Vaccaro and W. Pitts, *Bioorg. Med. Chem. Lett.*, 2005, **15**, 1101.
- 119 J. J. W. Duan, L. Chen, Z. Lu, B. Jiang, N. Asakawa, J. E. Sheppeck II, R.-Q. Liu, M. B. Covington, W. Pitts, S.-H. Kim and C. P. Decicco, *Bioorg. Med. Chem. Lett.*, 2007, **17**, 266.
- 120 J. C. Ruble, A. R. Hurd, T. A. Johnson, D. A. Sherry, M. R. Barbachyn, P. L. Toogood, G. L. Bundy, D. R. Graber and G. M. Kamilar, *J. Am. Chem. Soc.*, 2009, **131**, 3991–3997.
- 121 A. Barakat, M. S. Islam, A. M. Al-Majid, H. A. Ghabbour, H. K. Fun, K. Javed, R. Imad, S. Yousuf, M. I. Choudhary and A. Wadood, *Bioorg. Med. Chem.*, 2015, **23**, 6740–6748.
- 122 W. Fraser, C. J. Suckling and H. C. Wood, *J. Chem. Soc., Perkin Trans.*, 1990, **1**, 3137–3144.
- 123 X. Yan, P. Shao, X. Song, C. Zhang, C. Lu, S. Liu and Y. Li, *Org. Biomol. Chem.*, 2019, **17**, 2684–2690.
- 124 C. Nájera, I. P. Beletskaya and M. Yus, *Chem. Soc. Rev.*, 2019, **48**, 4515.
- 125 R. Mishra, K. K. Jha, S. Kumar and I. Tomer, *Pharm. Chem.*, 2011, **3**, 38–54.
- 126 G. Rassu, F. Zanardi, L. Battistini and G. Casiraghi, *Chem. Soc. Rev.*, 2000, **29**, 109–118.
- 127 F. Jafarpour, S. Rajai-Daryasarei and M. H. Gohari, *Org. Chem. Front.*, 2020, **7**, 3374–3381.
- 128 C. Marti and E. M. Carreira, *Eur. J. Org. Chem.*, 2003, **2003**, 2209–2219.
- 129 J. Caruano, G. G. Muccioli and R. Robiette, *Org. Biomol. Chem.*, 2016, **14**, 10134–10156.
- 130 N. Ye, H. Chen, E. A. Wold, P. Y. Shi and J. Zhou, *ACS Infect. Dis.*, 2016, **2**, 382–392.
- 131 B. Yu, D. Q. Yu and H. M. Liu, *Eur. J. Med. Chem.*, 2015, **97**, 673–698.
- 132 J. Lei, L. J. He, D. Y. Tang, J. Wen, W. Yan, H. Y. Li, Z. Z. Chen and Z. G. Xu, *Adv. Synth. Catal.*, 2021, **363**, 2996–3000.
- 133 M. Feng, B. Tang, S. H. Liang and X. Jiang, *Curr. Top. Med. Chem.*, 2016, **16**, 1200–1216.
- 134 M. J. Minvielle, C. A. Bunders and C. Melander, *MedChemComm*, 2013, **4**, 916–919.
- 135 K. A. Scott and J. T. Njardarson, *Curr. Top. Med. Chem.*, 2018, **376**, 5.
- 136 K. L. Dunbar, D. H. Scharf, A. Litomska and C. Hertweck, *Chem. Rev.*, 2017, **117**, 5521–5577.
- 137 N. T. Patil and Y. Yamamoto, *Chem. Rev.*, 2008, **108**, 3395–3442.
- 138 J. X. He, Z. H. Zhang, B. S. Mu, X. Y. Cui, J. Zhou and J. S. Yu, *J. Org. Chem.*, 2021, **86**, 9206–9217.
- 139 A. Gaspar, M. J. Matos, J. Garrido, E. Uriarte and F. Borges, *Chem. Rev.*, 2014, **114**, 4960–4992.
- 140 M. B. Teimouri, E. Batebi, S. Mohammadnia and H. R. Khavasi, *Tetrahedron*, 2021, **96**, 132374.
- 141 Z. Yang, S. Li, Z. Zhang and J. Xu, *Org. Biomol. Chem.*, 2014, **12**, 9822–9830.
- 142 Y. Yang, W. Li, C. Xia, B. Ying, C. Shen and P. Zhang, *ChemCatChem*, 2016, **8**, 304–307.
- 143 J. Bariwal and E. Van der Eycken, *Chem. Soc. Rev.*, 2013, **42**, 9283–9303.



- 144 S. A. Lawrence, *Amines: Synthesis, Properties and Applications*, Cambridge University Press, 2004.
- 145 P. A. Gale, *Acc. Chem. Res.*, 2006, **39**, 465–475.
- 146 H. Fan, J. Peng, M. T. Hamann and J. F. Hu, *Chem. Rev.*, 2008, **108**, 264–287.
- 147 F. Zhang, Z. Qin, L. Kong, Y. Zhao, Y. Liu and Y. Li, *Org. Lett.*, 2016, **18**, 5150–5153.
- 148 C. Y. Huang and A. G. Doyle, *Chem. Rev.*, 2014, **114**, 8153–8198.
- 149 A. Prechter, G. Henrion, P. Faudot dit Bel and F. Gagosz, *Angew. Chem., Int. Ed.*, 2014, **53**, 4959–4963.
- 150 F. Wu, W. Chen, M. Liu and H. Wu, *Eur. J. Org. Chem.*, 2018, **2018**, 5553–5557.
- 151 P. Spiteller, *Chem.–Eur. J.*, 2008, **14**, 9100–9110.
- 152 H. Khanam, *Eur. J. Med. Chem.*, 2015, **97**, 483–504.
- 153 M. M. Coulter, P. K. Dornan and V. M. Dong, *J. Am. Chem. Soc.*, 2009, **131**, 6932–6933.
- 154 A. Varela-Fernández, C. García-Yebra, J. A. Varela, M. A. Esteruelas and C. Saá, *Angew. Chem., Int. Ed.*, 2010, **49**, 4278–4281.
- 155 A. Seoane, N. Casanova, N. Quinones, J. L. Mascarenas and M. Gulias, *J. Am. Chem. Soc.*, 2014, **136**, 834–837.
- 156 J. H. Lee, M. Kim and I. Kim, *J. Org. Chem.*, 2014, **79**, 6153–6163.
- 157 B. K. Villuri, S. S. Ichake, S. R. Reddy, V. Kavala, V. Bandi, C. W. Kuo and C. F. Yao, *J. Org. Chem.*, 2018, **83**, 10241–10247.
- 158 L. L. Chen, J. W. Zhang, P. Chen, S. Zhang, W. W. Yang, J. Y. Fu, *et al.*, *Org. Lett.*, 2019, **21**, 5457–5461.
- 159 Q. Yuan, W. Rao, S. Y. Wang and S. J. Ji, *J. Org. Chem.*, 2020, **85**, 1279–1284.
- 160 T. C. Silva, D. M. Pereira, P. Valentão and P. B. Andrade, “Phospholipase A2 Inhibitors of Marine Origin”, in *Natural Products Targeting Clinically Relevant Enzymes*, Wiley, 2017, pp. 69–92.
- 161 R. Shimazawa, T. Suzuki, K. Dodo and R. Shirai, *Bioorg. Med. Chem. Lett.*, 2004, **14**, 3291–3294.
- 162 S. De Rosa, A. Crispino, A. De Giulio, C. Iodice, P. Amodeo and T. Tancredi, *J. Nat. Prod.*, 1999, **62**, 1316–1318.
- 163 G. Pascale, F. Sauriol, N. Benhamou, R. R. Bélanger and T. C. Paulitz, *J. Antibiot.*, 1997, **50**, 742–749.
- 164 S. Mallik, V. Bhajammanavar and M. Baidya, *Org. Lett.*, 2020, **22**, 1437–1441.
- 165 A. Adhikari, S. Bhakta and T. Ghosh, *Tetrahedron*, 2022, **126**, 133085.
- 166 S. Iimura, L. E. Overman, R. Paulini and A. Zakarian, *J. Am. Chem. Soc.*, 2006, **128**, 13095–13101.
- 167 A. R. Van Dyke and T. F. Jamison, *Angew. Chem.*, 2009, **121**, 4494–4496.
- 168 I. N. Lykakis, C. Efe, C. Gryparis and M. Stratakis, *Eur. J. Org. Chem.*, 2011, **2011**, 2334–2338.
- 169 M. E. Riveiro, A. Moglioni, R. Vazquez, N. Gomez, G. Facorro, L. Piehl, E. R. de Celis, C. Shayo and C. Davio, *Bioorg. Med. Chem.*, 2008, **16**, 2665–2675.
- 170 K. Nozawa, M. Yamada, Y. Tsuda, K. Kawai and S. Nakajima, *Chem. Pharm. Bull.*, 1981, **29**, 2689–2691.
- 171 Y. Shikishima, Y. Takaishi, G. Honda, M. Ito, Y. Takeda, O. K. Kodzhimatov, O. Ashurmetov and K. H. Lee, *Chem. Pharm. Bull.*, 2001, **49**, 877–880.
- 172 M. T. Hussain, N. H. Rama and A. Malik, *Indian J. Chem., Sect. B*, 2001, **40**, 372–376.
- 173 J. J. Heynekamp, L. A. Hunsaker, T. A. Vander Jagt, R. E. Royer, L. M. Deck and D. L. Vander Jagt, *Bioorg. Med. Chem.*, 2008, **16**, 5285–5294.
- 174 M. R. Kumar, F. M. Irudayanathan, J. H. Moon, S. Lee and Ad. Synt, *Catal.*, 2013, **355**, 3221–3230.
- 175 D. L. Comins, S. O'Connor and R. S. Al-Awar, “Chemistry of Pyridines at Ring Positions”, in *Comprehensive Heterocyclic Chemistry III*, ed. A. R. Katritzky, C. A. Ramsden, E. F. V. Scriven and R. J. K. Taylor, Elsevier, Oxford, UK, 2008, vol. 7, pp. 41–100.
- 176 A. Solan, B. Nişanci, M. Belcher, J. Young, C. Schäfer, K. A. Wheeler, B. Török and R. Dembinski, *Green Chem.*, 2014, **16**, 1120–1124.
- 177 Q. Wu, Z. Yang and J. Xu, *Org. Biomol. Chem.*, 2016, **14**, 7258–7267.
- 178 P. Pertejo, P. Peña-Calleja, I. Carreira-Barral, R. Quesada, N. A. Cordero, F. J. Rodríguez and M. García-Valverde, *Org. Biomol. Chem.*, 2017, **15**, 7549–7557.
- 179 V. Capra, M. Mauri, F. Guzzi, M. Busnelli, M. R. Accomazzo, P. Gaussem, S. P. Nisar, S. J. Mundell, M. Parenti and G. E. Rovati, *Biochem. Pharmacol.*, 2017, **124**, 43–56.
- 180 J. Y. Su, Y. Zhu, L. M. Zeng and X. H. Xu, *J. Nat. Prod.*, 1997, **60**, 1043–1044.
- 181 V. Pirovano, E. Arpini, M. Dell'Acqua, R. Vicente, G. Abbiati and E. Rossi, *Adv. Synth. Catal.*, 2016, **358**, 403–409.
- 182 J. W. Ren, Z. F. Zhou, J. A. Xiao, X. Q. Chen and H. Yang, *Eur. J. Org. Chem.*, 2016, **2016**, 1264–1268.
- 183 S. Zhao and R. B. Andrade, *J. Org. Chem.*, 2017, **82**, 521–531.
- 184 Q. J. Liu, W. G. Yan, L. Wang, X. P. Zhang and Y. Tang, *Org. Lett.*, 2015, **17**, 4014–4017.
- 185 I. A. Wani, *et al.*, *Org. Biomol. Chem.*, 2018, **16**, 2910–2922.
- 186 (a) Z. Xu, S. Zhao, Z. Lv, L. Feng, Y. Wang, F. Zhang, L. Bai and J. Deng, *Eur. J. Med. Chem.*, 2019, **162**, 266–276; (b) H. K. Shamsuzzaman, *Eur. J. Med. Chem.*, 2015, **97**, 483–504.
- 187 X. Duan, H. Li, J. Wang, K. Liu, M. Shi, W. Lian, R. Chen and P. Liu, *Chin. J. Chem.*, 2024, **42**, 1727–1733.

