

COMMUNICATION

[View Article Online](#)
[View Journal](#) | [View Issue](#)Cite this: *RSC Sustainability*, 2023, 1, 1394Received 13th March 2023
Accepted 2nd August 2023

DOI: 10.1039/d3su00089c

rsc.li/rscsus

Hydrolytic depolymerisation of polyesters over heterogeneous ZnO catalyst†

Francesca Liguori,^a Carmen Moreno-Marrodán,^a Werner Oberhauser,^a Elisa Passaglia^b and Pierluigi Barbaro^b*a

The hydrolytic depolymerisation of polylactic acid (PLA) and polyethylene terephthalate (PET) was accomplished in neat water using heterogeneous ZnO catalysts. Up to 100% and 98% selectivity to the complete hydrolysis products was achieved at full PLA and PET conversion at 130 °C and 180 °C, respectively. The catalytic species could be partially (for PLA) recovered and reused, though with a gradual activity drop.

Introduction

Plastic scraps accumulation in the environment is a major issue worldwide. Most plastics are oil-derived synthetic polymers recalcitrant to decomposition, and liable to release toxic components, thus representing severe pollutants for soils, oceans, crustaceans and rain.¹ Presently, the majority of post-consumer plastics are landfilled (40%), leaked in the environment (20%) or incinerated (25%).² Only a minor portion is mechanically recycled and reused.³ Besides being a threat to the ecosystem and health, plastic materials are a wastage of useful matter, if dumped. Indeed, waste plastics are valuable secondary raw materials for the production of reprocessible chemicals, which is the concept at the basis of the circular economy for plastics.⁴ This requires the implementation of selective depolymerisation processes,⁵ which can be accomplished by chemical recycling.[‡] However, depolymerisation is not enough to achieve sustainability of plastic value chains. This must be performed at competitive economic and environmental costs.⁶ Unfortunately, the current technologies are poorly developed, mostly relying on organic solvents,

Sustainability spotlight

Polyesters are among the most used plastics in everyday domestic and industrial applications, mainly in textiles and in food packaging. This involves their substantial contribution to the huge amount of plastic waste produced every year. Developing efficient depolymerisation processes may foster the transition from a linear to a circular economy model for plastics, where wastes are converted into reusable building blocks. However, most existing technologies for the chemical recycling of polyesters are unsustainable, requiring concentrated mineral acids or bases, soluble promoters, harsh conditions, organic reagents and the management of considerable amounts of by-products. Selectivity may also be an issue. All the above result in an underuse of waste plastic, for instance to produce fuel mixtures. In the present work, we show that the complete depolymerisation of PLA and PET can be achieved in high selectivity over easily separable heterogeneous ZnO catalysts, using neat water and mild reaction conditions. The advancements of the work are relevant to multiple targets defined by the SDG12 “Ensure sustainable consumption and production patterns”.

considerable amounts of soluble promoters, toxic reagents or harsh reaction conditions, which ultimately result in the generation of large quantities of undesired products, costly downstream purifications and in high energy inputs.⁷ As a matter of fact, as low as 1% of waste plastics are chemically recycled to date.⁸ Therefore, new (catalytic) systems shall be developed, which enable the depolymerisation of plastics to occur selectively and effectively, under friendly conditions.⁹ Dedicated research policies address the topic both in the EU and in USA,¹⁰ whilst targets 12.4 and 12.5 of the UN's Sustainable Development Goals closely relate to the issue.^{11§}

Polyesters contribute with around 18% to the ca. 300 million tonnes plastic wastes globally generated every year,¹² which accounts for their massive use in the packaging, beverage and textile industries (Fig. 1).^{13,14} Chemical recycling of polyesters may provide a variety of useful monomers, mainly depending on the cleaving agent used: acids in the case of water, esters for alcohols and glycols, amides in the case of amines. However, the existing solvolysis processes are flawed by the use of concentrated solutions of soluble metal salts (e.g. zinc acetate),

^aConsiglio Nazionale delle Ricerche, Istituto di Chimica dei Composti Organo Metallici, Via Madonna del Piano 10, 50019 Sesto Fiorentino, Firenze, Italy. E-mail: pierluigi.barbaro@iccom.cnr.it

^bConsiglio Nazionale delle Ricerche, Istituto di Chimica dei Composti Organo Metallici, Via Moruzzi 1, 56124 Pisa, Italy

† Electronic supplementary information (ESI) available: Experimental details, characterisation and catalysis data, products analysis, additional tables and figures. See DOI: <https://doi.org/10.1039/d3su00089c>



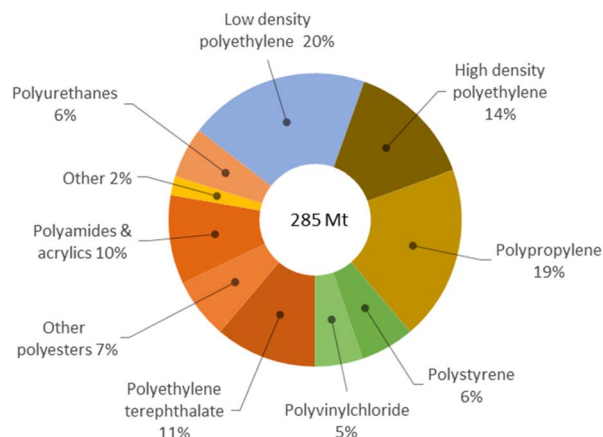


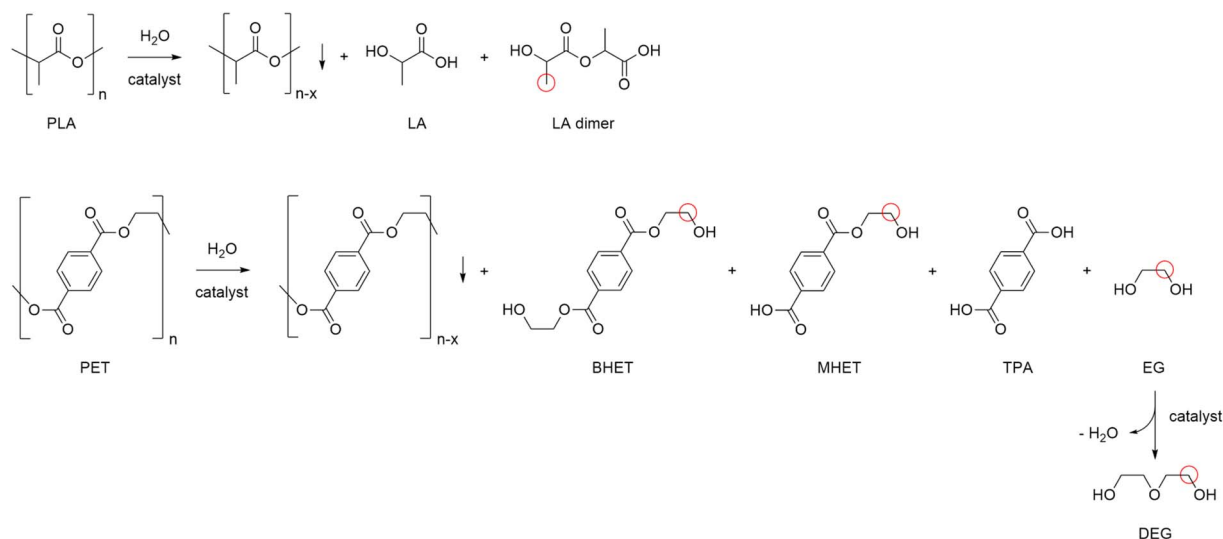
Fig. 1 Global primary plastic waste generation in 2015 (million tons), according to type. Data from ref. 14.

strong mineral acids or bases, excess of (harmful) organic reagents (e.g. methanol), or high reaction temperatures, as well as in the management of considerable amounts salt by-products.¹⁵ Hydrogenolysis may be a cleaner option, though practically limited to bench, homogenous, and non-reusable metal complex catalysts.¹⁶ Aiming at a method for the selective depolymerisation of polyesters to reusable, added-value chemicals under sustainable conditions, in the present work we investigated the chemical recycling of market polyesters (PLA, PET), using water as lytic agent and solid catalysts.

Results and discussion

Poly(lactic acid) (PLA) is a bio-derived thermoplastic broadly used in microelectronics, textiles, biomedical and packaging applications.¹⁷ In 2019, the production of PLA was around 290 kt, mostly based on the processing of starch from corn, cassava, potato and sugar cane feeds.¹⁸ Due to the properties of being renewable sourced, soluble in a number of organic solvents and

compostable, PLA is assuming a prevalent role as disposable commodity in the food sector (dishes, cutlery, containers) and in a variety of single-use products.¹⁹ As a consequence, manufacture of PLA is foreseen to increase to 560 kt in 2025.²⁰ However, biodegradability of PLA often leads to a misunderstanding that it easily degrades in the environment, hence to a mismanagement of its “End-of-Life”. Actually, the complete depolymerisation of PLA can take up around a year in soil or in domestic composter, and 100 days in a composter at elevated temperature.²¹ Types of microorganism, pH, temperature and humidity have an effect on the rate of decomposition. PLA degradation in marine environments depends on several variables, and no changes were observed within a year.²² On the other hand, lactic acid (LA) is considered among the top platform molecules from biomass, allowing the production of a wide range of chemicals, thus underpinning a bio-based economy.²³ Current demand of LA is around 400 kt per year, which is expected to grow significantly.²⁴ Thus, in the light of the above mentioned circular economy policies for plastics, the development of effective methods for the hydrolytic depolymerisation of post-consumer PLA to LA can be significant. Unfortunately, the applicability of biocatalysis for the production of LA from PLA at large is still uncertain.²⁵ Despite the mild operative conditions, the low energy consumption and the possibility of stereo-specific synthesis of LA,²⁶ this technology requires considerable amounts of specialized enzymes, a long time for the complete conversion of highly crystalline polymers and additional purifications to separate the monomer/oligomers mixtures usually obtained, which often results in poor LA yields.²⁷ In addition, reaction temperature cannot be high when protein catalysts are used. As a matter of fact, enzymatic biodegradation of PLA often affects the morphology and the bulk properties of the material, rather than its molecular weight.²⁸ All the above justify for the search of alternative hydrolytic depolymerisation routes based on chemical catalysts.²⁹



Scheme 1 Schematic representation of the hydrolysis reaction of PLA (top) and PET (bottom) with products detected. Red circles indicate methyl and methylene proton groups used for evaluation of process selectivity in the aqueous phase via 1H NMR.



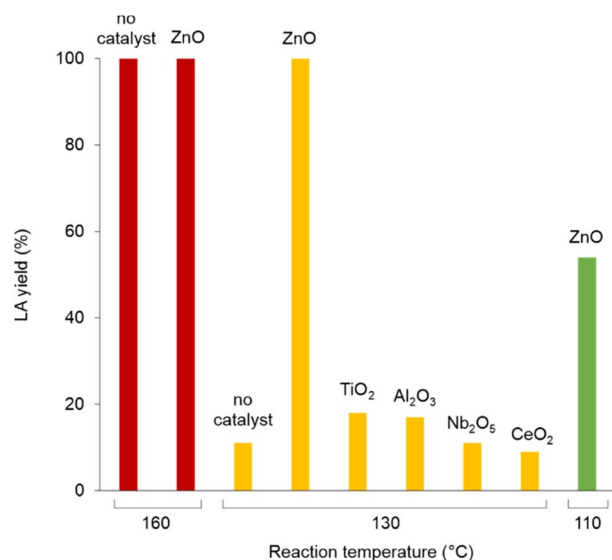


Fig. 2 Selected data for the hydrolysis reaction of PLA over solid catalysts. Reaction conditions: 20 mg PLA, 10 mL water, 52 mg catalyst, 24 h reaction time. Data from HPLC analysis, based on number of PLA repetition units.

Thus, in a first set of experiments, the hydrolysis reaction of PLA (M_n 10 100, GPC; 5630, ^1H NMR) was carried out in neat water during 24 h reaction time, over a variety of commercial (TiO_2 , Nb_2O_5 , Al_2O_3 , Dowex) and home-made (ZnO , CeO_2 , boehmite) solid catalysts (Scheme 1). In line with previous observations,³⁰ blank experiments in the absence of catalyst showed the reaction to occur in 100% and in 12% LA yield at 160 and 130 °C, respectively. Within the same timeframe, use of zinc oxide catalyst resulted in significantly higher LA yields at low temperatures (Fig. 2): 100% yield at 130 °C and 54% yield at 110 °C (Table 1). Compared to catalyst-free runs, use of the other catalysts did not improve PLA hydrolysis, with lower LA yields observed over purely acidic solids (Nb_2O_5 , Dowex) (Table S1, Fig. S6†). Irrespective of the catalyst, no oligomers or products other than LA were detected by ^1H NMR, HPLC, GC-MS and GPC in the aqueous phase fraction of the reaction mixture recovered at the end of the catalytic runs, unless for very ineffective depolymerisations (*i.e.* $\leq 12\%$ PLA conversion), for which small amounts of lactate dimer were observed (see ESI†).³¹ This finding can be explained in terms of high hydrolysis rate of water-soluble LA oligomers.³² LA oligomers were reported to be

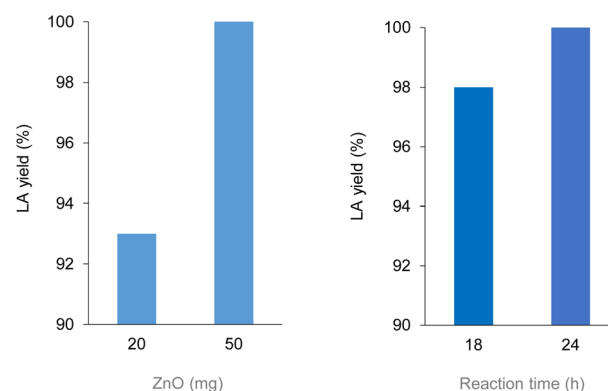


Fig. 3 LA yield for the hydrolysis reaction of PLA over ZnO catalyst at 130 °C (20 mg PLA, 10 mL water). (Left) Effect of catalyst amount at fixed reaction time 24 h. (Right) Effect of reaction time at fixed catalyst amount 52 mg. Data from HPLC analysis, based on number of PLA repetition units.

water-soluble for molar mass below 1000 g mol^{-1} .³³ Whenever PLA conversion was incomplete, a solid residue could be recovered showing to consist in a distribution of lower molecular weight PLA polymers (typically $M_n \sim 7000$ by GPC and ~ 3000 by ^1H NMR, Table S1†). We then decided to focus on the hydrolysis of PLA over ZnO catalyst. The reaction was examined in detail at 130 °C, showing the process to be viable even upon decreasing the amount of catalyst used or the reaction time (Fig. 3, Table S2†). A 93% LA yield was obtained after 24 h upon lowering by 60% the catalyst amount, and a 98% LA yield was obtained after 18 h, using a fixed catalyst weight. The LA yield could be invariably brought to 100% by appropriate selection of the reaction conditions. After use in the hydrolysis process, the solid ZnO catalyst could be easily recovered by centrifugation and reused in further catalytic experiments under identical conditions, showing a slight drop (*ca.* 10%), but a pretty constant activity, after the first cycle (Fig. S7†). The aqueous solutions recovered after each cycle were analysed by ICP-OES, indicating a mean 23% wt Zn leaching in solution over three cycles. The amount of soluble Zn species leached in the catalytic solution was easily reduced by more than 99% *via* filtration over ion-exchange resin (see ESI†). The powder X-ray diffraction pattern (PXRD) of the solid catalyst recovered after use was identical to that of the original ZnO material (Fig. S9†). No catalytic activity was shown by the aqueous solution recovered after catalysis, within the experimental errors (ESI†): this rules

Table 1 Selected data for the hydrolysis reaction of PLA over ZnO catalyst^a

Catalyst	PLA M_n^b	Temperature ^c (°C)	PLA conversion ^d (%)	LA yield ^e (%)
None	5630	130	12	12
ZnO	5630	130	100	100
ZnO	5630	110	54	54
ZnO	10 761	130	100	100
ZnO	30 963	130	100	100

^a Reaction conditions: 10 mL H_2O , 20 mg PLA (0.028 M based on PLA repetition units), 52 mg catalyst, reaction time 24 h. ^b From ^1H NMR.

^c Reaction temperature. ^d PLA conversion, based on PLA mass loss. ^e Data from HPLC analysis, calculated on the basis of repetition units in PLA. Selectivity 100%.



out the contribution of homogeneous-phase active species leached in solution to the catalytic performance of the system.³⁴ The above results indicate the ZnO catalyst to be heterogeneous under the hydrolytic depolymerisation conditions adopted. Activity decrease upon recycling can be tentatively attributed to both catalyst loss due to leaching and to sample manipulation. Additional experiments were performed to test the catalyst stability under operating conditions at full substrate conversion, *i.e.* in the presence of an equivalent amount of LA, confirming that *ca.* 80% wt solid ZnO could be recovered intact, whereas ICP data of the aqueous phase were compatible with the portion of Zn leached in solution (ESI†). On the basis of the experimental data and the known literature, we can hypothesize that the interaction between amphoteric ZnO and the incipient LA formed upon hydrolysis is responsible for the formation of soluble, yet catalytically inactive, zinc species.³⁵ Experiments performed using PLA samples with higher molecular weights showed the hydrolysis reaction not to be significantly affected by the PLA chain length, which still resulted in 100% LA yield under the usual reaction conditions (Table 1). This suggests the hydrolytic depolymerisation of PLA to occur *via* an ester linkage random-scission process, as previously reported for homogeneous catalysts.³⁶

The above findings demonstrate that, despite PLA being insoluble in water under our experimental conditions,³⁷ the use of a heterogeneous ZnO catalyst may effectively increase the hydrolysis reaction rate of PLA, so as to result in the complete chain cleavage to LA within acceptable reaction times, and even at temperatures significantly below the melting point of PLA (149–154 °C for M_n 5630).³⁸ Compared to the catalyst-free system, use of ZnO provides an eight times higher PLA conversion within the same time frame at 130 °C, while it allows to achieve full PLA conversion at 30 °C lower operating temperature over the same reaction time (Table S1†), *i.e.* with significant energy consumption saving. Reusability of the catalyst provides additional benefits in terms of productivity/cost ratio of the overall process, where a fixed catalyst cost of 0.8 € per g is estimated.¶ The ZnO catalyst, which was obtained by calcination of the hydroxy-carbonate precursor at 400 °C, was characterised by a combination of solid-state techniques. The PXRD of the catalyst (Fig. S1 and S2†) indicated a hexagonal wurtzite phase (JCPDS card no. 36-1451).³⁹ The crystallite size of the phase was of 28.4 nm, estimated by means of the Scherrer method, and based on the (101) Bragg reflex centred at 36.28° (2 θ). A combined SEM/HRTEM analysis showed the catalyst to consist in 100 ÷ 200 μm aggregates of a narrow size distribution of *ca.* 25 nm ZnO particles (Fig. 4 and S3†). The *d*-spacing of the lattice fringes is 0.26 nm (Fig. S4†), which agrees with the (002) crystallographic plane of the hexagonal structure observed by PXRD. The nitrogen isotherms (type IV, H3 hysteresis loop) were associated to mesopores with an average pore diameters 11.7 nm and a 7.1 m² per g BET surface area (BJH desorption cumulative pore volume 0.024 cm³ g⁻¹) (Fig. S5†). The role of the various solid catalysts herein investigated is difficult to ascertain, due to their very different morphologies, structures and acidic properties (type, strength, density). However,




Fig. 4 Typical HRTEM image of ZnO catalyst after sonication.

a detrimental effect of Brønsted acid-rich catalyst can be speculated.⁴⁰

Catalytic methods for the molecular recycling of PLA to reusable monomers were described in the past.⁴¹ Several reports exist on the hydrolysis of PLA to LA by chemical catalysts.⁴² As for other polyesters, the inherent insolubility of PLA in water necessitates high temperatures to increase the water diffusion rate, and it is usually achieved using soluble catalysts to access the ester linkages in the bulk polymer, which makes the process economically unattractive.⁴³ To the best of our knowledge, no heterogeneous catalysts have been previously reported for the complete hydrolysis of PLA to LA in neat water. On the industrial scale, the LOOPLA process provides lactate esters, or the LA mixtures thereof, *via* PLA depolymerisation with ethyl lactate at 140 °C, or with an excess of NaOH at 90 °C.⁴⁴ NatureWorks recycles PLA wastes into reusable LA feeds through PLA hydrolysis mediated by nitric acid.⁴⁵ Other patents describe the complete hydrolysis or alcoholysis of PLA, however using strong acids or bases (*e.g.* H₂SO₄, Ca(OH)₂), soluble metal catalysts (*e.g.* FeCl₃), or harsh reaction conditions.⁴⁶ In a recent paper, the depolymerisation of PLA into reusable lactide and acrylic acid was reported using ionic liquids and an acidic co-catalyst.⁴⁷

Having established ZnO to be an effective heterogeneous catalyst for the hydrolysis reaction of PLA, we then investigated the hydrolysis of a more complex co-polymer, namely polyethylene terephthalate (PET). PET is one of the most common synthetic organic polymers. The world production of PET is around 72 Mt per year (2019), which represents about 20% of all manufactured polymers.⁴⁸ PET is a thermoplastic widely used in the food packaging (bottles, containers, *ca.* 24 Mt per year) and textiles sectors (clothing, furniture, *ca.* 48 Mt per year), with other minor technological applications (*e.g.* photovoltaic, electronic, adhesives, 3D printing).⁴⁹ PET is not practically biodegradable.⁵⁰ In 2019, 56 Mt of PET waste were generated, of which around 10 Mt were mechanically recycled, 14 Mt were incinerated and 30 Mt were landfilled or dispersed.⁵¹ Processes for the chemical recycling of PET have not yet reached commercial maturity,⁵² which justifies for methods of PET depolymerisation being intensively studied.⁵³

Analogously to PLA, we accomplished the hydrolysis of PET in neat water over solid catalysts at significantly lower



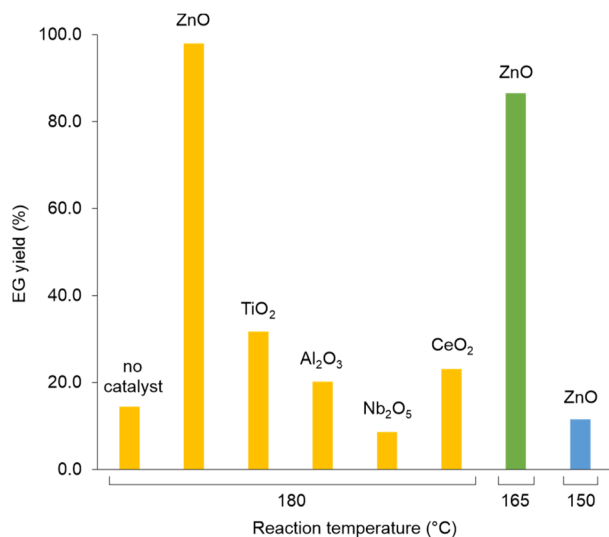


Fig. 5 Selected data for the hydrolysis reaction of PET over heterogeneous catalysts. Reaction conditions: 100 mg PET, 15 mL water, 100 mg catalyst, 24 h reaction time. Data from HPLC analysis, based on number of PET repetition units.

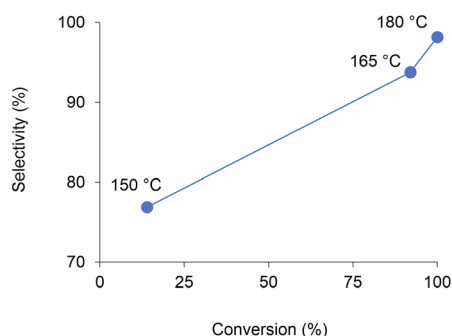


Fig. 6 Diagram of PET conversion/selectivity to the complete hydrolysis products, as a function of reaction temperature, over ZnO catalyst. Aqueous phase. 24 h reaction time.

temperatures compared to catalyst-free experiment, with best performance observed for ZnO (Fig. 5 and Table S4†). The complete hydrolytic depolymerisation of PET provides equimolecular amounts of ethylene glycol (EG) and terephthalic acid (TPA), the latter being scarcely soluble in water at room temperature.⁵⁴ For incomplete hydrolyses, besides EG and TPA, in the aqueous phase fraction of the mixture recovered at the

end of the catalytic reactions, we detected variable quantities of sparingly water-soluble, partially hydrolysed monomers, namely bis(2-hydroxyethyl)terephthalate (BHET) and mono(2-hydroxyethyl)terephthalate (MHET), as well as the self-condensation product diethylene glycol (DEG) (Scheme 1). The amounts of the products obtained affects the selectivity of the hydrolysis process. Despite the depolymerisation of PET over ZnO was effective even at 150 °C, we explored in detail the reaction at 180 °C, because of the higher selectivity. After 24 h reaction time, the selectivity observed to the complete hydrolysis products was 98% and 94% at 180 °C and 165 °C, respectively, where a 4% molar amount of MHET was detected in the latter case (Table S5†). Formation of the partially hydrolysed compounds decreases with increasing reaction temperature, whereas a slight increase in DEG amount is observed. A conversion–selectivity diagram is reported in Fig. 6. A 98% EG yield was obtained at full PET conversion at 180 °C (Table 2), which is well below the melting point of PET. Compared to the catalyst-free experiment, a seven-fold higher EG yield was observed under identical reaction conditions (14%, Table 2, entry 1), whereas complete depolymerisation was achieved at *ca.* 60 °C lower operating temperature.⁵⁵ No significant amounts of other products were detected in the aqueous phase by ¹H NMR, HPLC, GC-MS and GPC analysis. A section of the ¹H COSY NMR spectrum recorded on the aqueous fraction recovered after catalysis at 165 °C is reported in Fig. 7. The effect of the reaction time and the catalyst amount used was investigated at fixed reaction temperature, showing no significant change of selectivity in both instances (Fig. 8 and Table S5†), where comparable depolymerisation yields were obtained even upon 50% reduction of the catalyst weight. As in the case of PLA hydrolysis, no catalytic activity was shown by the aqueous solution recovered after catalysis, which indicates the catalyst to be heterogeneous (ESI, section 3.2.2†), whereas, irrespective of the conditions, the amount of zinc leached in solution was below 1% of the amount used. At the end of each catalytic run, a white solid could be recovered by centrifugation of the reaction mixture, which contains the zinc species, the undissolved TPA formed and the residual insoluble polymer, if any. In this latter case, GPC data indicated the presence of CHCl₃-soluble lower molecular weight PET oligomers. The solid recovered after PET hydrolysis was analysed, tested for catalyst reuse and for TPA yield. Recycling experiments without intermediate TPA separation resulted in a catalytic activity decrease of about 10% in each cycle (Fig. S11†). PXRD analysis of the solid revealed the incremental

Table 2 Selected data for the hydrolysis reaction of PET over ZnO catalyst^a

Catalyst	Temperature ^b (°C)	PET conversion ^c (%)	EG yield ^d (%)	Selectivity ^e (%)
None	180	15	14	96
ZnO	180	100	98	98
ZnO	165	92	86	94
ZnO	150	14	11	77

^a Reaction conditions: 15 mL H₂O, 100 mg PET (0.035 M based on PET repetition units), 100 mg catalyst, reaction time 24 h. ^b Reaction temperature. ^c PET conversion, based on PET mass loss. ^d Aqueous phase. Data from HPLC analysis, calculated on the basis of repetition units in PET. ^e Aqueous phase. Selectivity to the complete hydrolysis products based on ¹H NMR analysis.

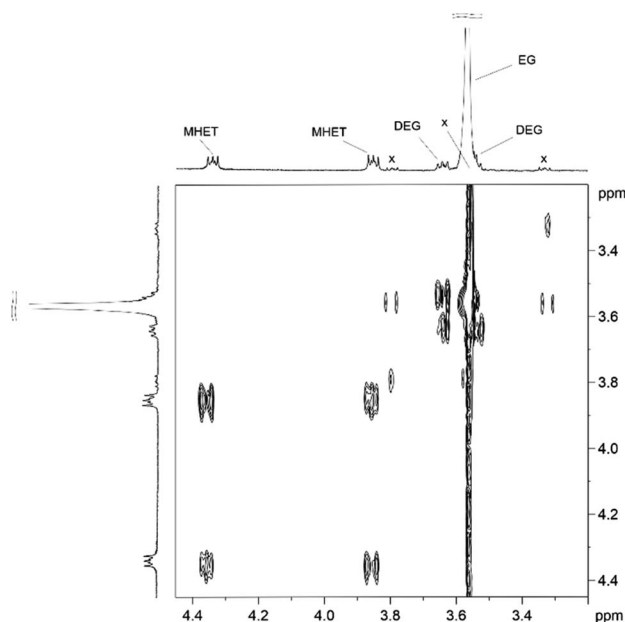


Fig. 7 Section of the ^1H COSY NMR spectrum in the aliphatic region (300.13 MHz, 296 K, D_2O coaxial insert) of the aqueous phase mixture recovered at the end of catalytic hydrolysis reaction of PET over ZnO (165 $^\circ\text{C}$, 24 h). x = unidentified $-\text{CH}_2\text{CH}_2-$ containing product.

formation of a $\text{Zn}_x(\text{OH})_y(\text{TPA})_z$ MOF-like heterostructure,⁵⁶ which was confirmed by ZnO stability tests under PET catalytic hydrolysis conditions in the presence of an equivalent amount of TPA (ESI, Fig. S12†). Hydrolytic depolymerisation experiments using preformed ZnO-TPA MOF showed this species to have a lower catalytic activity than the original ZnO, and in line with that observed in recycling experiments (ESI†). On the above basis, we can assume that, in the case of PET hydrolysis and under our reaction conditions, the interaction between ZnO and the incipient TPA produced by depolymerisation leads to an insoluble, less active, MOF-like catalyst, which is responsible for the catalytic activity drop observed upon recycling. Noticeably,

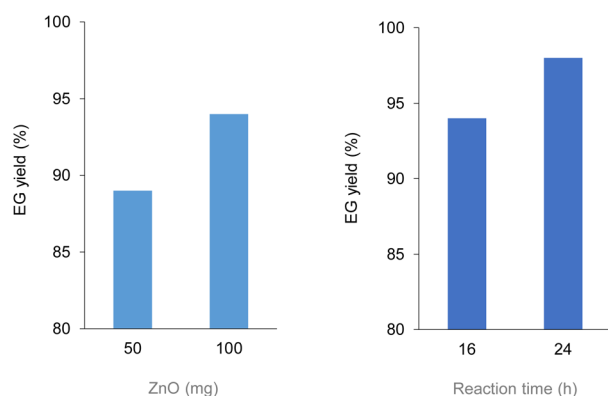


Fig. 8 EG yield for the hydrolysis reaction of PET over ZnO catalyst at 180 $^\circ\text{C}$ (100 mg PET, 15 mL water). (Left) Effect of catalyst amount at fixed reaction time 16 h. (Right) Effect of reaction time at fixed catalyst amount 100 mg. Data from HPLC analysis, based on number of PET repetition units.

a mild basic treatment of the insoluble ZnO-MOF/TPA mixture obtained upon PET hydrolysis allowed to restore the catalytic activity, with concurrent TPA separation. Thus, addition of a stoichiometric amount of diluted NaOH to the solid recovered after the first catalytic cycle, followed by filtration, gave a solid Zn catalyst with almost the original catalytic activity (Fig. S11†), and a solution from which 99% purity TPA (by PXRD, NMR, IR and ICP analysis, Fig. S15–S17†) could be isolated after neutralisation in a yield comparable to that of EG (by gravimetry, ESI, Table S5†). Alternatively, to avoid any acid/base treatment, the excess of TPA accumulated after several catalytic cycles could be separated by sublimation of the overall solid recovered. After three catalytic cycles, this procedure gave 70 mg of 100% purity TPA on one hand (*i.e.* 27% yield based on the overall amount of TPA formed, including that part of the MOF generated), and the reusable ZnO-MOF catalyst on the other hand (ESI†). Some solid TPA was lost upon manipulation of the lab-scale quantities in this case.

TPA is a valuable chemical produced in a 40 Mt per year scale, and almost entirely employed in the manufacturing of PET and polybutylene terephthalate.⁵⁷ The industrial synthesis of TPA is based on the Amoco process, which involves the use of petroleum-derived *p*-xylene as substrate, cobalt-manganese catalysts, bromide additives, acetic acid as solvent and harsh, corrosive reaction conditions.⁵⁸ Purification, separation and quantification is a common issue for TPA obtained by chemical recycling of PET, mainly due to its poor solubility in water and in most common organic solvents, and it is usually achieved by an intensive, strong basic/acidic treatment.⁵⁹

Several reviews describe the methods reported for the depolymerisation of PET, particularly *via* hydrolysis.^{60,61} Most of these require temperatures above 200 $^\circ\text{C}$, concentrated alkali (*e.g.* NaOH) or acidic solutions (*e.g.* H_2SO_4), which results in corrosive reaction mixtures, considerable amounts of liquid and solid wastes and demanding purification procedures (particularly for EG), thus ending up in very expensive processes.^{62,63} Use of soluble transition metal salts was described for the catalytic hydrolysis of PET. Good depolymerisation yields were obtained using a 35 : 1 (w/w) excess of 70% wt aqueous ZnCl_2 at 180 $^\circ\text{C}$,⁶⁴ and 1.5% wt ZnAc_2 at 240 $^\circ\text{C}$,⁶⁵ respectively. More recently, a process for the hydrolysis of PET was claimed over solid acid zeolite catalysts under microwave heating.⁶⁶ The NextChem company operates a demonstration plant for the depolymerisation of PET based on microwave-assisted alkaline hydrolysis (NaOH, KOH, or LiOH), using a technology co-licensed with the Swiss start-up Gr3n.^{67,68} A demonstration facility for the bio-catalytic hydrolysis of PET, showing good depolymerisation rate using an engineered enzyme, was started up by Carbios.⁶⁹

Other depolymerisation processes of post-consumer PET, other than hydrolysis, are being commercialised. Although usually faster than hydrolysis, they necessitate (soluble) catalysts and organic solvents to give re-polymerisable phthalate esters. Scale-up of pilot plants have been announced either for methanolysis (by Eastman Chemical, Loop Industries, Renu) and glycolysis (Jeplan, Ioniqa, Garbo, Cure Technology,

PerPETual, IBM) reactions. Comprehensive surveys can be found in the literature.^{7b,52a,70}

The properties and the catalytic applications of zinc oxides were reviewed in the literature.⁷¹ Zinc oxide is categorised as non-toxic, although nano powders can be hazardous by inhalation. Soluble zinc salts are instead considered very toxic for aquatic life.⁷² ZnO was previously used in the catalytic glycolysis and methanolysis reaction of PET, to give BHET and dimethylterephthalate (DMT), respectively. In the former case, using ZnO supported onto 60 nm silica nanoparticles at 300 °C,⁷³ and similarly for methanolysis, where a dispersion of 4 nm ZnO nanoparticles was used as pseudo-homogeneous catalyst at 170 °C.⁷⁴ In the latter case, the catalyst could be reused with *ca.* 30% activity decrease after five runs, which was attributed to catalyst manipulation. A mechanism for the hydrolytic degradation of antimicrobial PLA/ZnO nanocomposites, in phosphate buffered or in NaOH solutions, has been proposed.⁷⁵ Analogously to the above literature, the Zn centres were hypothesized to act as Lewis acid activators of the carbonyl ester bond, which then undergoes a nucleophile attack by water. In another report, it was suggested that the hydrolysis of PLA/ZnO nanocomposites occurs *via* anchoring of the acid end groups of PLA on a hydroxylated ZnO surface, followed by attack of the ester bond by hydroxyl anions.⁷⁶ ZnO was previously used, in conjunction with ionic liquids, in the glycolysis reaction of polycarbonates in THF solution.⁷⁷

Conclusions

In conclusion, we carried out a detailed investigation on the use of zinc oxide as catalyst for the hydrolysis reaction of polyesters. It was shown that ZnO is effective in achieving the complete depolymerisation of PLA and PET smoothly by a straightforward procedure. The system provides multiple benefits compared to conventional chemical recycling techniques, including:

- (1) Use of neat water as the only reagent.
- (2) No need for additives, soluble promoters, co-solvents, strong acids/bases or homogenous catalysts.
- (3) Mild reaction conditions (particularly, temperatures below the melting point of the polymer).
- (4) >98% selectivity to the complete hydrolysis products at full polyester conversion.
- (5) Recoverable and reusable heterogeneous catalytic species.
- (6) Cheap and readily available catalyst.
- (7) No management of excess of salt by-products.
- (8) Obtainment of high added-value, reusable chemicals (LA, TPA), with no need of organic solvents at any stage.
- (9) Negligible leaching of Zn species in solution in the case of PET hydrolysis.
- (10) Flexibility in terms of processable polyesters.

One limitation of the method is the decrease of catalytic activity upon catalyst recycling, which is attributable to the formation of Zn species having lower or no catalytic activity, and resulting from the interaction of ZnO with the nascent carboxylic acids. In the case of PLA hydrolysis, these species are water-soluble, thus leading to Zn loss in solution and to partial ZnO

recovery. In the case of PET hydrolysis, insoluble MOF-like catalytically active compounds are formed, which are stable to high temperatures, but not to alkaline hydrolysis, which enables TPA recovery and catalytic activity regeneration.

The implementation of sustainable depolymerisation routes may promote the competitiveness of chemical recycling of plastics, particularly with respect to mechanical recycling, which is usually favoured.^{78,79} Advancements in the field should address both technological viability and low environmental impact.⁸⁰ A solution to this may be provided by heterogeneous (metal) catalysis,⁸¹ which are still hampered by the lack of appropriate strategies.^{82,83} Overall, compared to conventional (non-catalysed) processes, the system herein examined contributes to sustainability mostly in terms of higher productivity, reduced energy inputs, minimisation of waste, no need of soluble promoters and, in the case of PET, enhanced selectivity. Elucidation of catalyst deactivation mechanism also contributes to the identification of factors affecting catalyst stability, hence to the design of improved catalysts. We believe that the results herein reported may be helpful in the development of effective heterogeneous catalysts for the chemical recycling of plastics. The approach may support the ambitious circular economy targets for plastics established in Europe,⁸⁴ by producing key building blocks from secondary raw materials, while reducing the emissions of greenhouse gas and dependence on fossil sources.

Author contributions

F. Liguori and C. Moreno-Marrodán: investigation, formal analysis and validation. W. Oberhauser and E. Passaglia: investigation and formal analysis. P. Barbaro: supervision, and writing – original draft. All authors assisted in the conceptualization and in the critical review of the manuscript.

Conflicts of interest

There are no conflicts to declare.

Acknowledgements

Thanks are due to Carlo Bartoli (ICCOM-CNR) for reactor design, Fabio Migliacci (ICCOM-CNR) for technical assistance, Dr Fulvio Ratto (IFAC-CNR) for samples lyophilisation, Centro Microscopia Elettroniche – CNR, Firenze, for HRTEM measurements and the Made in Italy – Circular and Sustainable (MICS) Extended Partnership funded by the European Union Next-Generation EU (Piano Nazionale di Ripresa e Resilienza (PNRR) – Missione 4, Componente 2, Investimento 1.3 – D.D. 1551.11-10-2022, PE00000004) for financial support.

Notes and references

† Chemical recycling can be defined as “A process in which the molecular structure of a synthetic polymer is modified by selective breakage of the chain linkages to achieve depolymerisation, through the action of chemical agents and, preferably, a catalyst, to give the original monomer units or other monomeric entities



reusable in a synthetic process". See: G. W. Coates and Y. D. Y. L. Getzler, *Nat. Rev. Mater.*, 2020, 5, 501–516.

§ Target 12.4: "By 2020, achieve the environmentally sound management of chemicals and all wastes throughout their life cycle, in accordance with agreed international frameworks, and significantly reduce their release to air, water and soil in order to minimize their adverse impacts on human health and the environment". Target 12.5: "By 2030, substantially reduce waste generation through prevention, reduction, recycling and reuse". <https://sdgs.un.org/goals/goal12>

¶ The estimated cost of the ZnO catalyst is 0.8 € per g, based on the synthetic method herein adopted (see ESI,† page 4 for commercial products specifications, amounts and procedure).

- 1 (a) R. Lehner, C. Weder, A. Petri-Fink and B. Rothen-Rutishauser, *Environ. Sci. Technol.*, 2019, 53, 1748–1765; (b) L. Peng, D. Fu, H. Qi, C. Q. Lan, H. Yu and C. Ge, *Sci. Total Environ.*, 2020, 698, 134254; (c) A. O. C. Iroegbu, S. S. Ray, V. Mbarane, J. C. Bordado and J. P. Sardinha, *ACS Omega*, 2021, 6, 19343–19355.
- 2 Ellen MacArthur Foundation, *The New Plastics Economy: Rethinking the Future of Plastics & Catalysing Action*, 2017.
- 3 (a) Ellen MacArthur Foundation, *Reuse – Rethinking Packaging*, 2019; (b) Waste and Resources Action Programme, *European Plastics Pact Roadmap*, 2020.
- 4 (a) Scientific Foresight Unit, *Towards a Circular Economy – Waste Management in the EU*, European Parliamentary Research Service, Brussels, PE 581.913, 2017; (b) European Commission, *Circular Economy Action Plan*, Brussels, 2020; (c) Organisation for Economic Co-operation and Development, *Towards a More Resource-Efficient and Circular Economy*, 2021.
- 5 (a) T. Thiounn and R. C. Smith, *J. Polym. Sci.*, 2020, 58, 1347–1364; (b) R. A. Sheldon and M. Norton, *Green Chem.*, 2020, 22, 6310–6322; (c) C. G. Schirmeister and R. Mülhaupt, *Macromol. Rapid Commun.*, 2022, 2200247; (d) <https://www.plasticsrecyclers.eu/chemical-recycling>, accessed March 2023.
- 6 The European Chemicals Agency, *Chemical Recycling of Polymeric Materials from Waste in the Circular Economy*, Final report, 2021.
- 7 (a) Zero Waste Europe, *Understanding the Environmental Impacts of Chemical Recycling – Ten Concerns with Existing Life Cycle Assessments*, 2020; (b) S. Hann and T. Connock, *Chemical Recycling: State of Play*, Eunomia Research & Consulting Ltd, 2020; (c) B. D. Vogt, K. K. Stokes and S. K. Kumar, *ACS Appl. Polym. Mater.*, 2021, 3, 4325–4346.
- 8 McKinsey & Company, *How Plastics Waste Could Transform the Chemical Industry*, 2018.
- 9 (a) T. Keijer, V. Bakker and J. C. Slootweg, *Nat. Chem.*, 2019, 11, 190–195; (b) K. Syberg, M. B. Nielsen, L. P. W. Clausen, G. van Calster, A. van Wezel, C. Rochman, A. A. Koelmans, R. Cronin, S. Pahl and S. F. Hansen, *Curr. Opin. Green Sustainable Chem.*, 2021, 29, 100462.
- 10 (a) European Commission, *A European Strategy for Plastics in a Circular Economy*, Brussels, 2018; (b) United States Environmental Protection Agency, *National Recycling Strategy*, 2020; (c) European Environment Agency, *Plastics, the Circular Economy and Europe's Environment – A Priority for Action*, EEA Report No. 18/2020, Copenhagen, 2021.
- 11 D. Cole-Hamilton, *Chem.–Eur. J.*, 2020, 26, 1894–1899.
- 12 M. W. Ryberg, A. Laurent and M. Hauschild, *Mapping of Global Plastics Value Chain and Plastics Losses to the Environment*, United Nations Environment Programme, 2018.
- 13 Plastics Europe, *Plastics – The Facts 2021*, Brussels, 2021.
- 14 R. Geyer, J. R. Jambeck and K. Lavender Law, *Sci. Adv.*, 2017, 3, e1700782.
- 15 J. Payne and M. D. Jones, *ChemSusChem*, 2021, 14, 4041–4070.
- 16 (a) A. C. Fernandes, *Green Chem.*, 2021, 23, 7330–7360; (b) F. Liguori, C. Moreno-Marrodán and P. Barbaro, *Beilstein J. Org. Chem.*, 2021, 17, 589–621.
- 17 (a) K. Masutani and Y. Kimura, in *Poly(Lactic Acid) Science and Technology: Processing, Properties, Additives and Applications*, ed. A. Jiménez, M. Peltzer and R. Ruseckaite, RSC, Cambridge, 2015, ch. 1; (b) Y. Yang, M. Zhang, Z. Ju, P. Y. Tam, T. Hua, M. W. Younas, H. Kamrul and H. Hu, *Text. Res. J.*, 2021, 91, 1641–1669.
- 18 K. J. Jem and B. Tan, *Adv. Ind. Eng. Polym. Res.*, 2020, 3, 60–70.
- 19 B. Laycock, M. Nikolić, J. M. Colwell, E. Gauthier, P. Halley, S. Bottle and G. George, *Prog. Polym. Sci.*, 2017, 71, 144–189.
- 20 M. S. Singhvi, S. S. Zinjarde and D. V. Gokhale, *J. Appl. Microbiol.*, 2019, 127, 1612–1626.
- 21 P. Sangwan and D. Y. Wu, *Macromol. Biosci.*, 2008, 8, 304–315.
- 22 H. Tsuji and K. Suzuyoshi, *Polym. Degrad. Stab.*, 2002, 75, 347–355.
- 23 J. J. Bozell and G. R. Petersen, *Green Chem.*, 2010, 12, 539–554.
- 24 M. Dusselier, P. Van Wouwe, A. Dewaele, E. Makshina and B. F. Sels, *Energy Environ. Sci.*, 2013, 6, 1415–1442.
- 25 (a) A. Folino, A. Karageorgiou, P. S. Calabrò and D. Komilis, *Sustainability*, 2020, 12, 6030; (b) S. Teixeira, K. M. Eblagon, F. Miranda, M. F. R. Pereira and J. L. Figueiredo, *C*, 2021, 7, 42–85.
- 26 E. Feghali, L. Tauk, P. Ortiz, K. Vanbroekhoven and W. Eevers, *Polym. Degrad. Stab.*, 2020, 179, 109241.
- 27 (a) M. Hajighasemi, B. P. Nocek, A. Tchigvintsev, G. Brown, R. Flick, X. Xu, H. Cui, T. Hai, A. Joachimiak, P. N. Golyshin, A. Savchenko, E. A. Edwards and A. F. Yakunin, *Biomacromolecules*, 2016, 17, 2027–2039; (b) M. Tamoor, N. A. Samak, Y. Jia, M. U. Mushtaq, H. Sher, M. Bibi and J. Xing, *Front. Microbiol.*, 2021, 12, 777727.
- 28 (a) S. H. Lee, I. Y. Kim and W. S. Song, *Macromol. Res.*, 2014, 22, 657–663; (b) K. W. Meereboer, M. Misra and A. K. Mohanty, *Green Chem.*, 2020, 22, 5519–5558.
- 29 P. McKeown and M. D. Jones, *Sustainable Chem.*, 2020, 1, 1–23.
- 30 H. Tsuji, T. Saeki, T. Tsukegi, H. Daimon and K. Fujie, *Polym. Degrad. Stab.*, 2008, 10, 1956–1963.
- 31 K. Liu, X. Huang, E. A. Pidko and E. J. M. Hensen, *ChemCatChem*, 2018, 10, 810–817.
- 32 (a) S. K. Saha and H. Tsuji, *Polym. Degrad. Stab.*, 2006, 91, 1665–1673; (b) C. S. Proikakis, N. J. Mamouzelos,



- P. A. Tarantili and A. G. Andreopoulos, *Polym. Degrad. Stab.*, 2006, **91**, 614–619.
- 33 A. Höglund, K. Odelius and A. C. Albertsson, *ACS Appl. Mater. Interfaces*, 2012, **5**, 2788–2793.
- 34 Maitlis's catalyst leaching test, see: J. P. Collman, K. M. Kosydar, M. Bressan, W. Lamanna and T. Garrett, *J. Am. Chem. Soc.*, 1984, **106**, 2569–2579.
- 35 (a) Y. Zhang, Y. Qi, Y. Yin, P. Sun, A. Li, Q. Zhang and W. Jiang, *ACS Sustainable Chem. Eng.*, 2020, **8**, 2865–2873; (b) Z. B. Ke, X. H. Fan, D. You-ying, F. Y. Che, L. J. Zhang, K. Yang, B. Li and Y. X. Kong, *Chem. Thermodyn. Therm. Anal.*, 2022, **5**, 100024.
- 36 C. Shih, *Pharm. Res.*, 1995, **12**, 2036–2040.
- 37 S. Sato, D. Gondo, T. Wada, S. Kanehashi and K. Nagai, *J. Appl. Polym. Sci.*, 2013, **129**, 1607–1617.
- 38 H. Tsuji, H. Daimon and K. Fujie, *Biomacromolecules*, 2003, **4**, 835–840.
- 39 V. Srivastava, D. Gusain and Y. C. Sharma, *Ceram. Int.*, 2013, **39**, 9803–9808.
- 40 Studies are ongoing in our labs.
- 41 For a review on chemical recycling and depolymerisation of PLA, see: (a) E. Gabirondo, A. Sangroniz, A. Etxeberria, S. Torres-Giner and H. Sardon, *Polym. Chem.*, 2020, **11**, 4861–4874; (b) V. Aryan, D. Maga, P. Majgaonkar and R. Hanich, *Resour., Conserv. Recycl.*, 2021, **172**, 105670.
- 42 For a review on hydrolysis reaction of PLA, see: (a) H. Tsuji, in *Poly(Lactic Acid): Synthesis, Structures, Properties, Processing, and Applications*, ed. R. A. Auras, L. T. Lim, S. E. M. Selke and H. Tsuji, Wiley, Hoboken, 2010, ch. 21; (b) G. Gorrasi and R. Pantani, *Adv. Polym. Sci.*, 2018, **279**, 119–152.
- 43 (a) E. Castro-Aguirre, F. Iñiguez-Franco, H. Samsudin, X. Fang and R. Auras, *Adv. Drug Delivery Rev.*, 2016, **107**, 333–366; (b) S. Thiyagarajan, E. Maaskant-Reilink, T. A. Ewing, M. K. Julsing and J. van Haveren, *RSC Adv.*, 2022, **12**, 947–970.
- 44 (a) <https://www.futerro.com/what-renewtm/end-life>, accessed July 2022; (b) P. Coszach, J. C. Bogaert and J. Willocq, *US Pat.*, 0142958A1, Galactic S.A., 2012.
- 45 (a) E. T. H. Vink, K. R. Rábago, D. A. Glassner, B. Springs, R. P. O'Connor, J. Kolstad and P. R. Gruber, *Macromol. Biosci.*, 2004, **4**, 551–564; (b) D. W. Farrington, J. Lunt, S. Davies and R. S. Blackburn, in *Biodegradable and Sustainable Fibres*, Woodhead Publishing, 2005, ch. 6, pp. 191–220.
- 46 M. Niaounakis, *Eur. Polym. J.*, 2019, **114**, 464–475.
- 47 K. Janssens, W. Stuyck, K. Stiers, J. Wery, M. Smet and D. E. De Vos, *RSC Sustainability*, 2023, **1**, 83–89.
- 48 M. Rabnawaz, I. Wyman, R. Auras and S. Cheng, *Green Chem.*, 2017, **19**, 4737–4753.
- 49 Eunomia, *PET Market in Europe State of Play*, 2022.
- 50 X. Qi, W. Yan, Z. Cao, M. Ding and Y. Yuan, *Microorganisms*, 2022, **10**, 39–64.
- 51 Data from DEMETO project, <https://www.demeto.eu>, accessed August 2022.
- 52 (a) Textile Exchange, *Preferred Fiber & Materials Market Report*, 2021; (b) Closed Loop Partners, *Accelerating circular supply chain for plastics: a landscape of transformational technologies that stop plastic waste, keep materials in play and grow markets*, 2021.
- 53 V. Beghetto, R. Sole, C. Buranello, M. Al-Abkal and M. Facchin, *Materials*, 2021, **14**, 4782–4806.
- 54 Y. Takebayashi, K. Sue, S. Yoda, Y. Hakuta and T. Furuya, *J. Chem. Eng. Data*, 2012, **57**, 1810–1816.
- 55 V. Sinha, M. R. Patel and J. V. Patel, *J. Polym. Environ.*, 2010, **18**, 8–25.
- 56 (a) Y. Hirai, K. Furukawa, H. Sun, Y. Matsushima, K. Shito, A. Masuhara, R. Ono, Y. Shimbori, H. Shiroishi, M. Schuette White and T. Yoshida, *Microsyst. Technol.*, 2018, **24**, 699–708; (b) M. Ubaidullah, A. M. Al-Enizi, S. Shaikh, M. A. Ghanem and R. S. Mane, *J. King Saud Univ., Sci.*, 2020, **32**, 2397–2405; (c) M. Jadon, M. Srivastava, P. K. Roy and A. Ramanan, *J. Chem. Sci.*, 2021, **133**, 93–112.
- 57 A. Fuessl, M. Yamamoto and A. Schneller, Opportunities in Bio-Based Building Blocks for Thermoplastic Polymers, in *Reference Module in Materials Science and Materials Engineering*, Elsevier, 2016.
- 58 R. A. F. Tomás, J. C. M. Bordado and J. F. P. Gomes, *Chem. Rev.*, 2013, **113**, 7421–7469.
- 59 (a) L. Liu, D. Zhang, L. An, H. Zhang and Y. Tian, *J. Appl. Polym. Sci.*, 2005, **95**, 719–723; (b) J. Slapnik, G. Kraft, T. Wilhelm and A. Lobnik, *International Circular Packaging Conference*, 2019, DOI: [10.5281/zenodo.3430180](https://doi.org/10.5281/zenodo.3430180); (c) L. Cosimbescu, D. R. Merkel, J. Darsell and G. Petrossian, *Ind. Eng. Chem. Res.*, 2021, **60**, 12792–12797; (d) W. Yang, R. Liu, C. Li, Y. Song and C. Hu, *Waste Manage.*, 2021, **135**, 267–274.
- 60 M. Han, in *Recycling of Polyethylene Terephthalate Bottles*, ed. T. Sabu, R. Ajay, K., Krishnan, V. K. Abitha and G. T. Martin, Elsevier, 2018, ch. 5.
- 61 E. Barnard, J. Jonathan, R. Arias and W. Thielemans, *Green Chem.*, 2021, **23**, 3765–3789.
- 62 S. K. Das, S. K. Eshkalak, A. Chinnappan, R. Ghosh, W. A. D. M. Jayathilaka, C. Baskar and S. Ramakrishna, *Mater. Circ. Econ.*, 2021, **3**, 9–31.
- 63 (a) J. Pitat, V. Holcik and M. A. Bacak, GB822834, 1959; (b) R. López-Fonseca, M. P. González-Marcos, J. R. González-Velasco and J. I. Gutiérrez-Ortiz, *Waste Management and the Environment IV*, 2008, vol. 109, pp. 511–520, DOI: [10.2495/WM080521](https://doi.org/10.2495/WM080521); (c) A. M. Al-Sabagh, F. Z. Yehia, G. Eshaq, A. M. Rabie and A. E. ElMetwally, *Egypt. J. Pet.*, 2016, **25**, 53–64, DOI: [10.1016/j.ejpe.2015.03.001](https://doi.org/10.1016/j.ejpe.2015.03.001).
- 64 Y. Wang, Y. Zhang, H. Song, Y. Wang, T. Deng and X. Hou, *J. Cleaner Prod.*, 2019, **208**, 1469–1475.
- 65 Y. Liu, M. Wang and Z. Pan, *J. Supercrit. Fluids*, 2012, **62**, 226–231.
- 66 M. J. Kang, H. J. Yu, J. Jegal, H. S. Kim and H. G. Cha, *Chem. Eng. J.*, 2020, **398**, 125655.
- 67 <https://nextchem.it/news/nextchem-completes-italys-1deg-demonstration-plant-pet-and-textiles-polyester-chemical>, accessed December 2022.
- 68 M. Parravicini, M. Crippa and M. V. Bertele, WO014650A1, 2013.
- 69 V. Tournier, *et al.*, *Nature*, 2020, **580**, 216–219.



- 70 H. Li, *et al.*, *Green Chem.*, 2022, **24**, 8899–9002.
- 71 (a) A. Moezzi, A. M. McDonagh and M. B. Cortie, *Chem. Eng. J.*, 2012, **185–186**, 1–22; (b) H. Hattori, *Appl. Catal., A*, 2015, **504**, 103–109; (c) A. Wang, W. Quan, H. Zhang, H. Li and S. Yang, *RSC Adv.*, 2021, **11**, 20465–20478.
- 72 ECHA Substance information, *Zinc oxide*, <https://echa.europa.eu/substance-information/-/substanceinfo/100.013.839>, accessed December 2022.
- 73 (a) M. Imran, K. G. Lee, Q. Imtiaz, B. K. Kim, M. Han, B. G. Cho and D. H. Kim, *J. Nanosci. Nanotechnol.*, 2011, **11**, 824–828; (b) R. Wi, M. Imran, K. G. Lee, S. H. Yoon, B. G. Cho and D. H. Kim, *J. Nanosci. Nanotechnol.*, 2011, **11**, 6544–6549.
- 74 J. T. Du, Q. Sun, X. F. Zeng, D. Wang, J. X. Wang and J. F. Chen, *Chem. Eng. Sci.*, 2020, **220**, 115642.
- 75 (a) E. Lizundia, P. Mateos and J. L. Vilas, *Mater. Sci. Eng., C*, 2017, **75**, 714–720; (b) L. Pérez-Alvarez, E. Lizundia, L. Ruiz-Rubio, V. Benito, I. Moreno and J. L. Vilas-Vilela, *J. Appl. Polym. Sci.*, 2019, 47786.
- 76 M. Qu, H. Tu, M. Amarante, Y. Q. Song and S. S. Zhu, *J. Appl. Polym. Sci.*, 2014, 40287.
- 77 F. Iannone, M. Casiello, A. Monopoli, P. Cotugno, M. C. Sportelli, R. A. Picca, N. Cioffi, M. M. Dell'Anna and A. Nacci, *J. Mol. Catal. A: Chem.*, 2017, **426**, 107–116.
- 78 C. Chariyachotilert, S. E. Selke, R. A. Auras and S. Joshi, *J. Plast. Film Sheeting*, 2012, **28**, 314–335.
- 79 V. Piemonte, S. Sabatini and F. Gironi, *J. Polym. Environ.*, 2013, **21**, 640–647.
- 80 Closed Loop Partners, *Transitioning to a Circular System for Plastics*, 2021.
- 81 K. V. Khopade, S. H. Chikkali and N. Barsu, *Cell Rep. Phys. Sci.*, 2023, **4**, 101341.
- 82 M. Chu, Y. Liu, X. Lou, Q. Zhang and J. Chen, *ACS Catal.*, 2022, **12**, 4659–4679.
- 83 A. J. Martín, C. Mondelli, S. D. Jaydev and J. Pérez-Ramírez, *Chem*, 2021, **7**, 1–47.
- 84 M. Hestin, T. Faninger and L. Milios, *Increased EU Plastics Recycling Targets: Environmental, Economic and Social Impact Assessment*, Plastic Recyclers Europe, 2015.

