


IN THIS ISSUE

ISSN 0003-2654 CODEN ANALAO 148(16) 3679–3940 (2023)



Cover

See Ronghan Wei,
Qidong Zhang *et al.*,
pp. 3724–3729.

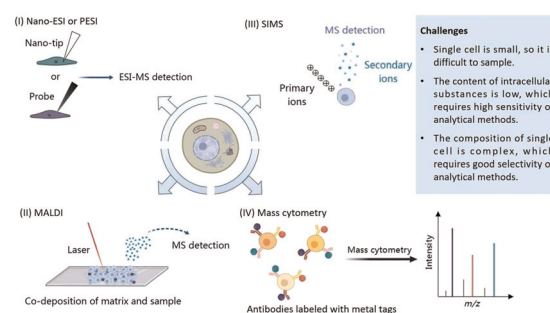
Image reproduced by
permission of Qidong Zhang
from *Analyst*, 2023, **148**,
3724.

CRITICAL REVIEWS

3690

Mass spectrometry-based techniques for single-cell analysis

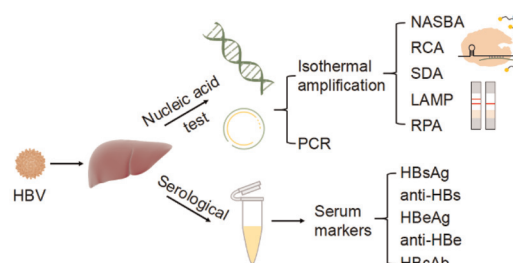
Xiangyi Xu, Xuanxi Jiang, Meiyun Shi* and Lei Yin*



3708

Advances in isothermal nucleic acid amplification methods for hepatitis B virus detection

Huilin Li, Wenjun Song, Hongying Li, Jiaqi Cui,
Yuchen Xie, Bo Wu* and Rong Chen*



Schematic diagram of main methods for hepatitis B detection



Editorial Staff

Executive Editor

Philippa Ross

Deputy Editor

Alice Smallwood

Editorial Production Manager

Jason Woolford

Development Editor

Celeste Brady

Publishing Editors

Gabriel Clarke, Derya Kara-Fisher,
Emma Stephen, Ziva Whitelock

Publishing Assistant

Andrea Whiteside

Editorial Assistant

Leo Curtis

Publisher

Jeanne Andres

For queries about submitted articles please contact
Jason Woolford, Editorial production manager, in the first
instance. E-mail analyst@rsc.org

For pre-submission queries please contact
Philippa Ross, Executive editor.

E-mail analyst-rsc@rsc.org

Analyst (electronic: ISSN 1364-5528) is published
24 times a year by the Royal Society of Chemistry,
Thomas Graham House, Science Park, Milton Road,
Cambridge, UK CB4 0WF.

All orders, with cheques made payable to the Royal Society of
Chemistry, should be sent to the Royal Society of Chemistry
Order Department, Royal Society of Chemistry,
Thomas Graham House, Science Park, Milton Road,
Cambridge, CB4 0WF, UK

Tel +44 (0)1223 432398; E-mail orders@rsc.org

2023 Annual (electronic) subscription price: £2372; US\$4152.
Customers in Canada will be subject to a surcharge to cover
GST. Customers in the EU subscribing to the electronic version
only will be charged VAT.

If you take an institutional subscription to any Royal Society of
Chemistry journal you are entitled to free, site-wide web access
to that journal. You can arrange access via Internet Protocol
(IP) address at www.rsc.org/ip

Customers should make payments by cheque in sterling
payable on a UK clearing bank or in US dollars payable
on a US clearing bank.

Whilst this material has been produced with all due care, the
Royal Society of Chemistry cannot be held responsible or liable
for its accuracy and completeness, nor for any consequences
arising from any errors or the use of the information contained
in this publication. The publication of advertisements does not
constitute any endorsement by the Royal Society of Chemistry
or Authors of any products advertised. The views and opinions
advanced by contributors do not necessarily reflect those of
the Royal Society of Chemistry which shall not be liable for
any resulting loss or damage arising as a result of reliance
upon this material. The Royal Society of Chemistry is a charity,
registered in England and Wales, Number 207890, and a
company incorporated in England by Royal Charter (Registered
No. RC000524), registered office:
Burlington House, Piccadilly, London W1J 0BA, UK,
Telephone: +44 (0) 207 4378 6556.

Advertisement sales:

Tel +44 (0) 1223 432246; Fax +44 (0) 1223 426017;

E-mail advertising@rsc.org

For marketing opportunities relating to this journal,
contact marketing@rsc.org

Analyst

rsc.li/analyst

The home of premier fundamental discoveries, inventions and applications in the analytical
and bioanalytical sciences

Editorial Board

Editor-in-Chief

Norman Dovichi, University of Notre Dame,
USA

Associate Editors

Damien Arrigan, Curtin University, Australia
Ryan Bailey, University of Michigan, USA
Jaebum Choo, Chung-Ang University, South
Korea

Karen Faulds, University of Strathclyde, UK
Hideaki Hisamoto, Osaka Metropolitan
University, Japan

Baohong Liu, Fudan University, China
Nicole Pamme, Stockholm University,
Sweden

Hua-Zhong Yu, Simon Fraser University,
Canada
Jun-Jie Zhu, Nanjing University, China

Members

Susan Lunte, University of Kansas, USA

Advisory Board

Matthew Baker, University of Central
Lancashire, UK
Paul W Bohn, University of Notre Dame, USA

Claudia Conti, CNR, Italy
R Graham Cooks, Purdue University, USA
Jeffrey Dick, Purdue University, USA

Volker K. Deckert, University of Jena,
Germany

Joshua Edel, Imperial College London, UK
Qun Fang, Zhejiang University, China
Facundo Fernandez, Georgia Institute of
Technology, USA

Roy Goodacre, University of Liverpool, UK
Duncan Graham, University of Strathclyde,
UK
Robert T Kennedy, University of Michigan,

USA

Kagan Kerman, University of Toronto,
Canada

Christine Kranz, Ulm University, Germany
Annamalai Senthil Kumar, Vellore Institute
of Technology University, India

Xiujun Li, University of Texas at El Paso, USA
Lanqun Mao, Institute of Chemistry,
Chinese Academy of Sciences, China

Maria Marin, University of East Anglia, UK
Pavel Matousek, Rutherford Appleton
Laboratory, UK

Wei Min, Columbia University, USA
Boris Mizaikoff, University of Ulm, Germany
Prakash Chandra Mondal, Indian Institute
of Technology Kanpur, India

Howbeer Muhamadali, University of
Liverpool, UK

Takeaki Ozawa, University of Tokyo, Japan
Ashley Ross, University of Cincinnati, USA
Muhammad Shiddiky, Griffith University,
Australia

Debbie Silvester, Curtin University, Australia
Steven A. Soper, University of Kansas, USA
Dana Spence, Michigan State
University, USA

Nick Stone, University of Exeter, UK
Evan Williams, University of California, USA
Chaoyong James Yang, Xiamen University,
China

Yilun Ying, Nanjing University, China

Information for Authors

Full details on how to submit material for publication in Analyst are
given in the Instructions for Authors (available from
<http://www.rsc.org/authors>). Submissions should be made via the
journal's homepage: rsc.li/analyst

Authors may reproduce/republish portions of their published
contribution without seeking permission from the Royal Society of
Chemistry, provided that any such republication is accompanied by
an acknowledgement in the form: (Original Citation)–Reproduced
by permission of the Royal Society of Chemistry.

This journal is © The Royal Society of Chemistry 2023.

Apart from fair dealing for the purposes of research or private study
for non-commercial purposes, or criticism or review, as permitted

under the Copyright, Designs and Patents Act 1988 and the
Copyright and Related Rights Regulation 2003, this publication may
only be reproduced, stored or transmitted, in any form or by any
means, with the prior permission in writing of the Publishers or in
the case of reprographic reproduction in accordance with the terms
of licences issued by the Copyright Licensing Agency in the UK. US
copyright law is applicable to users in the USA.

© The paper used in this publication meets the requirements of
ANSI/NISO Z39.48–1992
(Permanence of Paper).

Registered charity number: 207890

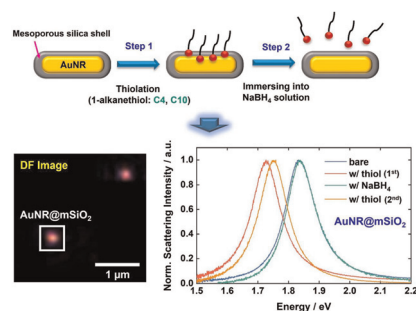


COMMUNICATION

3719

In situ reversible tuning of chemical interface damping in mesoporous silica-coated gold nanorods via direct adsorption and removal of thiol

Yun A. Hong and Ji Won Ha*

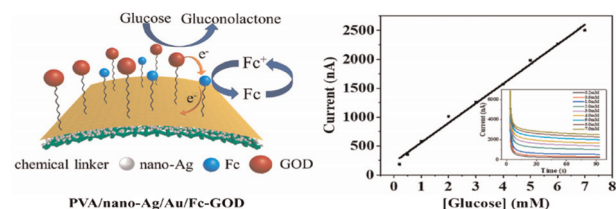


PAPERS

3724

A flexible electrochemical glucose sensing platform based on an electrospun PVA mat covered with *in situ* grown silver nanoparticles and a mixed self-assembled monolayer of glucose oxidase and ferrocene

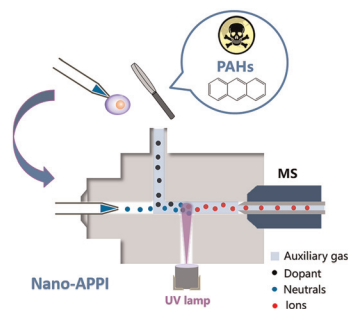
Yu Wang, Qiyan Wang, Guobi Chai, Wu Fan, Qingzhao Shi, Wenfen Zhang, Jian Mao, Jianping Xie, Ronghan Wei* and Qidong Zhang*



3730

Nanoliter atmospheric pressure photoionization-mass spectrometry for direct bioanalysis of polycyclic aromatic hydrocarbons

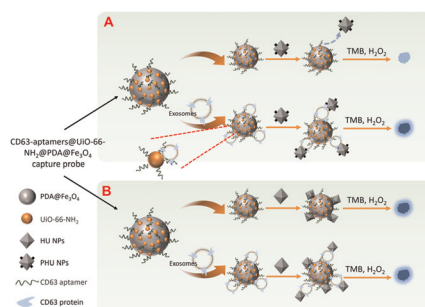
Siyuan Tan,* Xinchu Yin, Lulu Feng, Juduo Wang, Zhichao Xue, You Jiang, Xinhua Dai, Xiaoyun Gong* and Xiang Fang*



3740

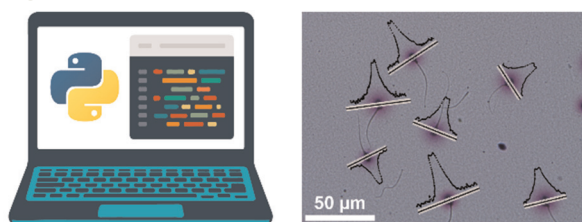
Aptasensors with palladium nanoparticle-modified hemin-containing metal-organic frameworks as the signal marker for detection of exosomes

Wei Li, Huili Wang, Xinxin Ying, Zhen Liang, Jianna Li,* Xiangjuan Chen, Lei Su* and Xueji Zhang*



PAPERS

3748

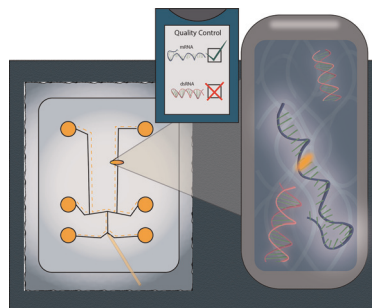


Automated DNA analysis of thousands of sperm cells

High-throughput sperm DNA analysis at the single-cell and population levels

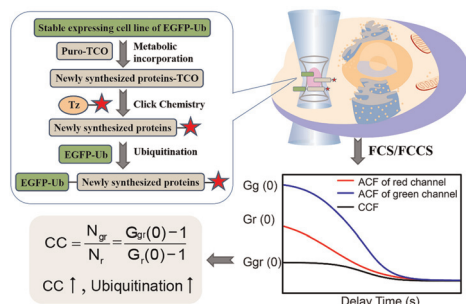
Mohammad Simchi, Jason Riordon, Yihe Wang, Christopher McCallum, Jae Bem You, Keith Jarvi, Reza Nosrati* and David Sinton*

3758

**A microfluidic electrophoretic dual dynamic staining method for the identification and relative quantitation of dsRNA contaminants in mRNA vaccines**

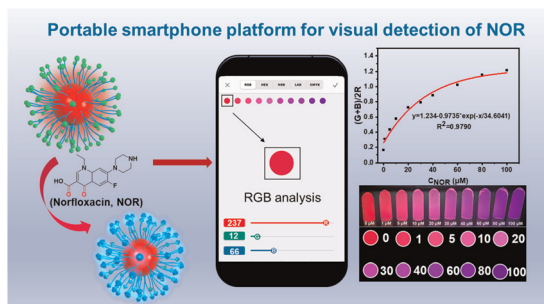
Adriana Coll De Peña, Nina Li, Matei Vaduva, Lloyd Bwanali and Anubhav Tripathi*

3768

**In vivo monitoring of the ubiquitination of newly synthesized proteins in living cells by combining a click reaction with fluorescence cross-correlation spectroscopy (FCCS)**

Yaoqi Liu, Chaoqing Dong* and Jicun Ren*

3776

 **$Y^{3+}@CdTe$ quantum dot nanoprobe as a fluorescence signal enhancement sensing platform for the visualization of norfloxacin**

Xiong Chen, Yuanhang Jiang, Ying Liu and Cheng Yao*

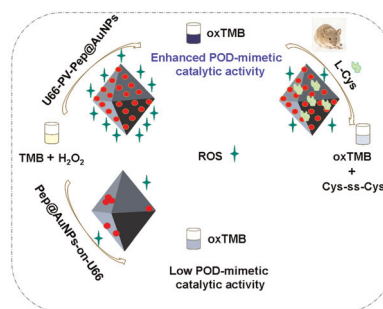


PAPERS

3785

Enhancing the catalytic performance of MOF-polymer@AuNP-based nanozymes for colorimetric detection of serum L-cysteine

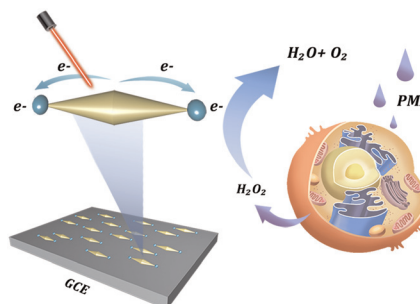
Lin Tian, Cheng Cheng, Zhenwen Zhao, Wei Liu and Li Qi*



3791

Sensitive detection of extracellular hydrogen peroxide using plasmon-enhanced electrochemical activity on Pd-tipped Au nanobipyramids

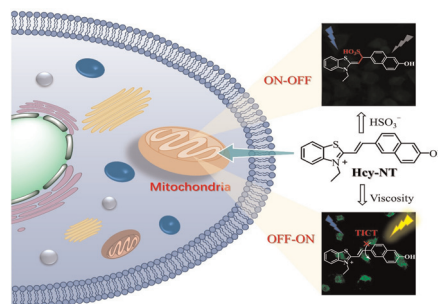
Wenli Jiang, Die Sun, Chenxin Cai and Hui Zhang*



3798

"One stone, two birds": a mitochondria-targeted fluorescent probe for the detection of viscosity and HSO_3^- in living cells

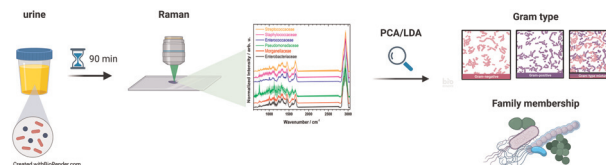
Buyue Zhang, Lei Shi,* Xiaoying Ma, Dawei Yang, Hongxia Sun, Yalin Tang and Xiufeng Zhang*



3806

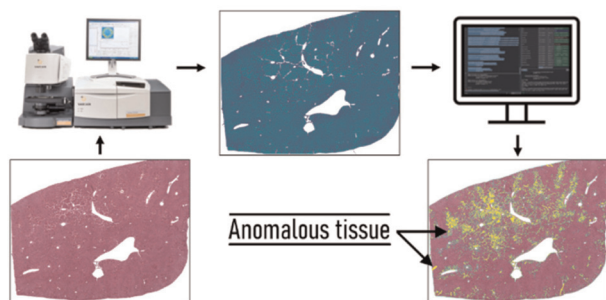
Identification of bacteria in mixed infection from urinary tract of patient's samples using Raman analysis of dried droplets

Kateřina Aubrechtov Dragounov, Oleg Ryabchykov, Daniel Steinbach, Vincent Recla, Nora Lindig, Mara Jos Gonzlez Vzquez, Susan Foller, Michael Bauer, Thomas W. Bocklitz, Jrgen Popp, Jrgen Rdel and Ute Neugebauer*



PAPERS

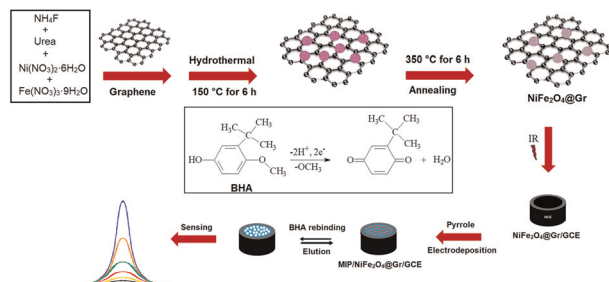
3817



Weakly supervised anomaly detection coupled with Fourier transform infrared (FT-IR) spectroscopy for the identification of non-normal tissue

Dougal Ferguson,* Alex Henderson,
Elizabeth F. McInnes and Peter Gardner

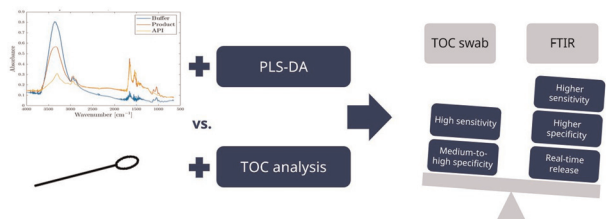
3827



A novel electrochemical detection method for butylated hydroxyanisole (BHA) as an antioxidant: a BHA imprinted polymer based on a nickel ferrite@graphene nanocomposite and its application

Bahar Bankoğlu Yola, Sena Bekerecioğlu, İlknur Polat,
Necip Atar and Mehmet Lütfi Yola*

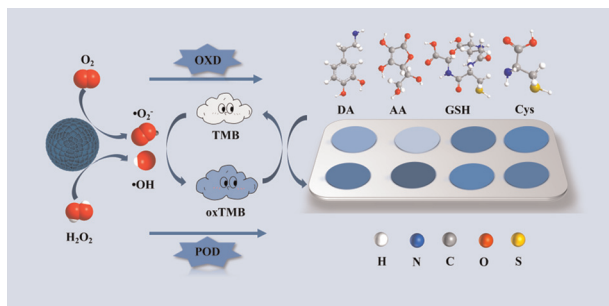
3835



Handheld FTIR outperforms total organic carbon swab in pharmaceutical cleaning validation

Isabella Jul-Jørgensen,* Krist V. Gernaey and
Christian A. Hundahl

3843



Colorimetric sensor arrays for antioxidant recognition based on Co₃O₄ dual-enzyme activities

Pingping Hao, Zhenchao Liu, Zhiwei Wang, Min Xie*
and Qingyun Liu*

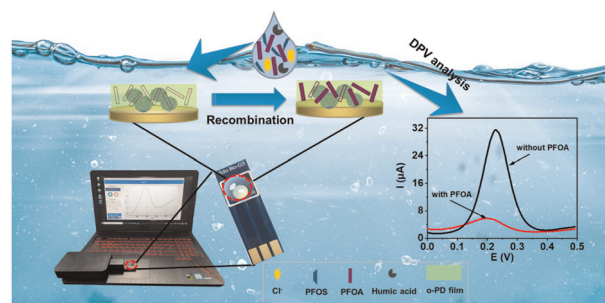


PAPERS

3851

A portable molecularly imprinted polymer-modified microchip sensor for the rapid detection of perfluorooctanoic acid

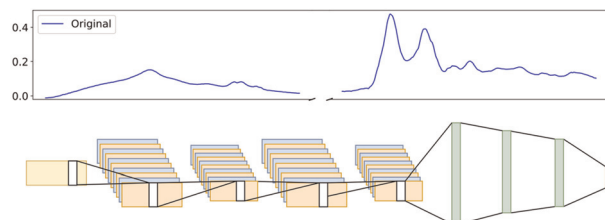
Yingmei Wei, Hongjie Liu, Shaopeng Wang, Kefu Yu* and Liwei Wang*



3860

Augmentation of FTIR spectral datasets using Wasserstein generative adversarial networks for cancer liquid biopsies

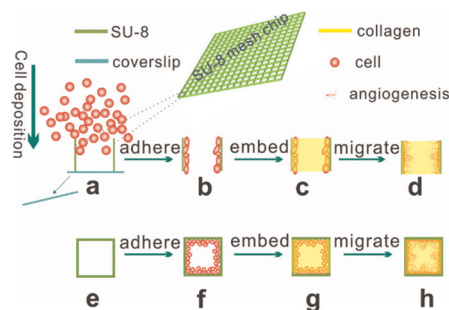
Rose G. McHardy, Georgios Antoniou, Justin J. A. Conn, Matthew J. Baker and David S. Palmer*



3870

On-chip-angiogenesis based on a high-throughput biomimetic three-dimensional cell spheroid culture system

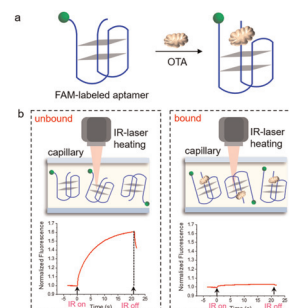
Yachao Wang, Xuemei Zeng, Peng Chen, Wei Du, Yumei Pei,* Guoping Wang* and Bi-Feng Liu



3876

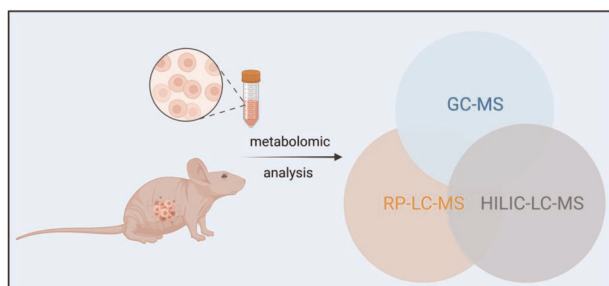
Sensitive microscale thermophoresis assay for rapid ochratoxin A detection with fluorescently labeled engineered aptamer

Hao Yu and Qiang Zhao*



PAPERS

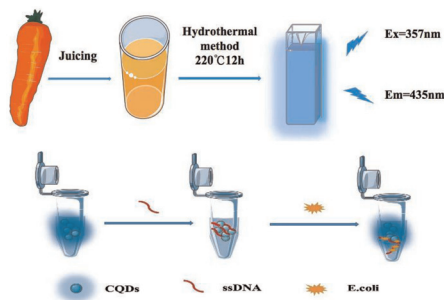
3883



A multiplatform metabolomics approach for comprehensive analysis of GIST xenografts with various *KIT* mutations

Szymon Macioszek, Danuta Dudzik, Margot Biesemans, Agnieszka Wozniak, Patrick Schöffski and Michał J. Markuszewski*

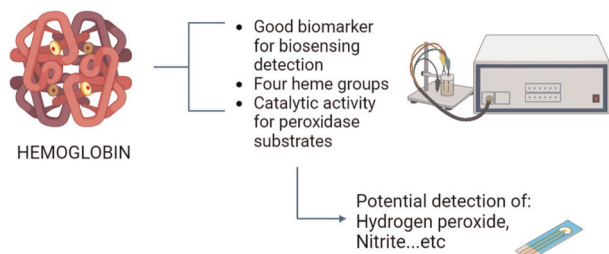
3892



A fluorescent biosensor based on carbon quantum dots and single-stranded DNA for the detection of *Escherichia coli*

Xiaolian Bai, Lu Ga and Jun Ai*

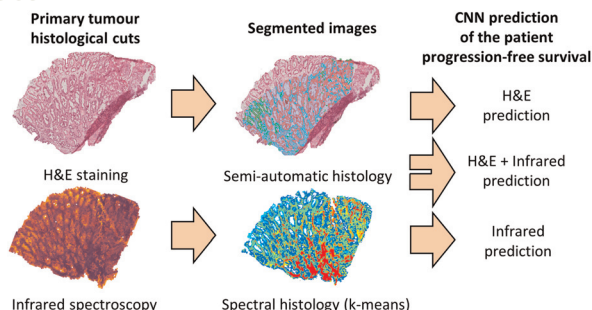
3899



Design of a label-free aptasensor for electrochemical determination of hemoglobin: investigation of the peroxidase-like activity of hemoglobin for the sensing of different substrates

Ahlem Teniou, Amina Rhouti,* Selma Rabai, Gaëlle Catanante and Jean-Louis Marty

3909



Deep learning for the prediction of the chemotherapy response of metastatic colorectal cancer: comparing and combining H&E staining histopathology and infrared spectral histopathology

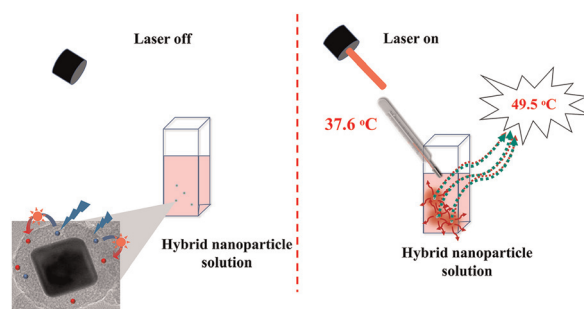
Benjamin Brunel, Pierre Prada, Florian Slimano, Camille Boulagnon-Rombi, Olivier Bouché and Olivier Piot*



3918

A plasmonic fluorescent ratiometric temperature sensor for self-limiting hyperthermic applications utilizing FRET enhancement in the plasmonic field

Sharon George and Shajesh Palantavida*



3931

The colorimetry and smartphone determination of perfluorooctane sulfonate based on cytidine 5'-monophosphate-capped gold nanoclusters with peroxidase-like activity

Tian-Yuan Guo, Hong-Wei Li, Chun-Xia Zhang and Yuqing Wu*

