

Cite this: *Mater. Adv.*, 2022,
3, 4069Received 21st January 2022,
Accepted 20th March 2022

DOI: 10.1039/d2ma00067a

rsc.li/materials-advances

Recent trends in computational tools and data-driven modeling for advanced materials

Varshika Singh,^{abc} Santanu Patra,^{ab} Natarajan Arul Murugan,^{de}
Dana-Cristina Toncu^{af} and Ashutosh Tiwari^{id} *^a

The paradigm of advanced materials has grown exponentially over the last decade, with their new dimensions including digital design, dynamics, and functions. Materials modeling such as that of their properties and behavior in various environments using *ab initio* approaches, force-field methods and machine learning represents a key step in advanced research. Computational techniques and theoretical models pave the way for establishing the structure–property relationship for designing advanced materials with novel properties and improving their performances. Likewise, high accuracy and fewer computational resources of machine-learning approaches have been widely considered for materials design in the recent years. Furthermore, the information derived from materials studies needs to be properly stored and re-analyzed, making big data analysis an essential requirement for further investigations. The information thus generated has also led to the evolution of the genome of materials for the fostering of advanced materials. Thus, various theoretical and computational approaches provide useful predictions about materials properties and efficiency, ultimately leading to the substantial improvements for new-age devices.

1. Introduction

Advanced materials sustain their enhanced structural and functional properties such as biological, electrical, magnetic, and optical at the macro- and nano-scales, whether they are polymers, glasses, metals, ceramics, or composites. The computational studies of such materials mainly focus on their atomic interactions, to understand their unique structure-derived properties for new technology developments.^{1–4} The realistic models used in computer simulation both confirm and complement experiments. The computational methods allow the study of the structure, dynamics and properties of materials and establish useful structural relationships to assist the design of materials with improved properties.⁵ The behaviour of materials at the macroscopic level is generally governed by atomic interactions and its simulations facilitate a better understanding of the materials architecture.

Material simulations of larger length and time scales under different external conditions such as temperature, pressure, pH and electric and magnetic fields have become a common tool for technological innovations.⁶ *Ab initio* and Monte Carlo simulations have been widely used for studying the electronic structure and understanding the key intermolecular forces that dictate the structure and dynamic properties of materials. By applying computational methods during initial design and study, the cost and time of manufacturing, and product testing and production steps of materials are significantly reduced.⁷ Recent progress in machine learning, deep learning, the internet of things (IoT), big data, and intelligent optimization has deeply transformed the computational methodologies used for materials design and innovation, providing a better understanding of their fundamental properties and behavior.⁸

Materials modeling offers significant information at the microscopic level and explains their compositional, structural, and multifunctional properties and, along with the generation of multidimensional datasets, enables advancements in materials discovery and application for sustainable energy and environmental technologies.⁹ It further provides useful insight into materials design and fabrication strategies for novel and improved properties. Nevertheless, such indispensable computational tools, offering prediction of structure and even elements, as well as interesting properties, are limited by their accuracy and therefore under continuous investigation.¹⁰

^a Institute of Advanced Materials, Gammalkilsvägen 18, 590 53 Ulrika, Sweden.
E-mail: director@iaam.se; Tel: +46 1313-2424

^b VBRI Innovation Centre, 7/16 Kalkaji Extn, New Delhi, 110019, India

^c University Institute of Biotechnology, Chandigarh University, Mohali, 140413, India

^d Department of Computer Science, School of Electrical Engineering and Computer Science, KTH Royal Institute of Technology, SE-100 44 Stockholm, Sweden

^e Department of Computational Biology, Indraprastha Institute of Information Technology, New Delhi 110020, India

^f School of Chemistry, University College Dublin, Belfield, Dublin 4, Ireland



Fig. 1 The fundamental approaches of computational procedures for structure modeling and property prediction of materials. Computational tools are faster and cheaper than the high throughput laboratory experiments for assessing the same (Inside atomic structure has been reproduced with permission from ref. 11).

The quantum mechanics and computational methods allow the identification of interatomic interactions, while other data-driven techniques help with knowledge-based models to understand structural properties and their role in the functional properties of materials.^{11,12} All these data and analysis procedures reduce time and cost to gain an insight into materials discovery. In 2011, the Materials Genome Initiative (MGI) announced the identification of faster, more efficient research methods that integrate theory, computation, synthesis, and characterization and accelerate new materials discovery, design, and deployment.¹³ Huge datasets of materials are generated in the process, which can be used to analyze and share information among the researchers worldwide, to identify the respective features, which are responsible for the materials functions in the minute time span.¹⁴ Fig. 1 explains how computational methodologies allow structure modeling and function prediction of materials while generating big data and speed up the process from theory to experiment. Computational approaches provide information from the microscopic level of materials, relate to their macroscopic properties, and help modeling and engineering of materials.¹⁵

In this review article, we have highlighted the cutting-edge materials research in the light of computational methods and modeling by focusing on the developments of advanced and innovative properties and applications. *In silico* studies enable design modification, and functional prototyping would otherwise imply time-consuming and expensive iteration and

fabrication steps in the case of many materials. Numerous reviews on computational materials modeling have been published in the last few decades (Table 1). Nevertheless, most of these reviews focus on a particular computational method or materials. This article enlists many *in silico* developments and important technological innovations in advanced materials that were not discussed or mentioned in any of the previous reviews.

2. Computational modeling for materials properties

Materials are the essential part of technology and development and they have revolutionized the way we live today. The human life is becoming more and more comfortable thanks to various materials with useful properties. The computational modeling of materials provides information about their structures, dynamics, and properties and also how these materials respond to external variables like temperature, pressure and electric and magnetic fields. Such properties of materials to respond to external conditions make them useful for design of smart materials and sensors. Successful modeling of materials properties can be used to establish various structure–property relationships which then can be used to design materials with novel properties. Some of the useful materials properties are listed as follows: (i) optical properties, (ii) magnetic properties,



Table 1 Previous reviews on computational modeling of materials

Literature review	Focus area of research
16	Commonly used methods of electronic structure calculation: <i>ab initio</i> methods, density functional theory (DFT), some semi-empirical methods
17	<i>Ab initio</i> calculations of optically excited states in 2D materials
18	Fundamental topics of Hartree–Fock theory in quantum chemistry
19	Machine learning in solid-state materials science
20	Density functional theory in materials science
21	Density functional theory in materials research
22	Monte Carlo simulation of microstructural evolution in metals
6	Molecular dynamics computational method in shock wave solid simulation and biopolymers
23	Molecular dynamics in steel performance
24	Multiscale materials modeling
25	Data-driven materials science
26	Artificial intelligence in materials science
27	Artificial intelligence in materials science
28	Advances in modelling and simulation of halide perovskites for solar cell applications

(iii) thermal conduction, (iv) electronic conductivity, (v) negative thermal expansion, (vi) non-linear optical properties, (vii) energy efficiency in relevance to DSSC application, (viii) superionic conductors (NASICON like materials), and (ix) thermally and pH responsive materials. We have theories such as classical mechanics, quantum mechanics and continuum mechanics to model these properties. There are many detailed studies reported in the literature to study these properties. With the use of classical mechanics, one can follow the time evolution of any system and any thermodynamic properties can be computed from the stored positions and velocities. For example, transport properties such as the diffusion coefficient of ions in superionic materials can be computed from the root mean square displacement or from the velocity autocorrelation function.

The response of materials to external temperature, pressure and pH can be modeled by running the simulations in appropriate ensembles such as the constant temperature constant

volume ensemble and the constant pH ensemble, and the systems in these cases are connected to thermostats, barostats and acidostats. However, the electronic (*i.e.*, absorption and emission spectra) and magnetic properties can not be computed from the classical mechanics but rather one needs to employ electronic structure theory which treats electrons explicitly. The response of materials to light and other fields can be modeled using time dependent density functional theory. So, depending on the system of interest and properties to be modeled one needs to choose the right level of theory. For example, we studied a hybrid system made of graphene, sodium dodecylbenzene sulfonate and glucose oxidase using force-field molecular dynamics simulations²⁹ (Fig. 2). Since, this study investigated the stabilizing interactions of this hybrid system, and given that the length scale of the system was quite larger, we chose this approach which is computationally less demanding but still able to provide insight into the microscopic interactions responsible for the stability of the

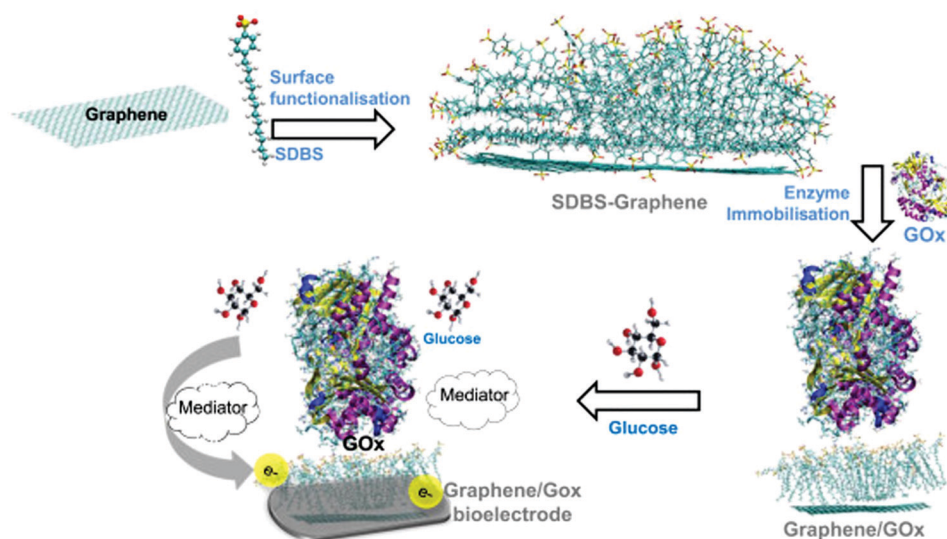


Fig. 2 Immobilization of glucose oxidase (GOx) on the graphene: sodium dodecylbenzene sulfonate (SDBS) surface for glucose sensing applications (reproduced with permission from ref. 29).



system. Based on the force-field molecular dynamics, it was found that the graphene–SDBS interface was stabilized by hydrophobic interactions, while the SDBS–glucose oxidase interface was stabilized by hydrophilic interactions. Further, this also explains why the GOx cannot be immobilized directly on the graphene surface.

Similarly, the temperature responsive behavior of poly(*N*-isopropylacrylamide) (PNIPAM) and its interaction with Troponin-T were modeled successfully using force-field molecular dynamics. The force-field MD was able to successfully reproduce the coil-globular structural change in PNIPAM with increasing temperature.^{30,31} The pH responsive behavior of a generation-5 poly(amidoamine)-*graft*-poly(ethyleneglycol methacrylate) (PAMAM(G5)–PEGMA) based drug delivery system was studied by Zeng *et al.* using dissipative particle dynamics simulations³² (Fig. 3). The authors showed that PAMAM(G5)–PEGMA spontaneously forms unicellular micelles at normal pH and central hydrophobic core can be loaded with doxorubicin like drug molecules and the drug molecules can be released under acidic pH condition present in the cancer cell like microenvironment.

Therefore, computer simulations can provide valuable insight into the working mechanism of various biosensor molecules and to understand the pH and thermally responsive behavior of smart polymeric materials for various biosensor-bioelectronic applications. Also, in recent years machine learning approaches have been applied to establish the relationships between the structural properties, electronic properties, and macroscopic properties and the power conversion efficiency of dye molecules for DSSC applications. With the established relationships, it is possible to design novel materials with improved power efficiency.

3. Computational methods in materials research

Computational methods are driving advanced materials towards engineering high-performance materials. Nowadays, computational methods and tools are key components of

research for the design and development of a new class of materials with advanced applications and properties. They help in planning and optimizing materials synthesis processes, including chemical reactions and required routes to follow. In addition, they also help in the analysis and interpretation of experimental data regarding materials structure and properties, offering meaningful insight into energy devices, composite materials, automobiles, and chemical and biological sciences.³³

3.1. Materials modeling

The materials modeling approach is routinely applied as a cost-effective and complementary tool for extracting information about materials at the microscopic level and for explaining their electrical, optical, and magnetic properties. It also provides an understanding into design principles and strategies for the fabrication of materials with novel and improved properties. Therefore, the use of materials modeling along with experimental validation opens the possibilities for designing extremely useful materials that are relevant for various applications such as energy and healthcare at the industrial level. Materials properties are highly dependent on structure and hence structure prediction is considered to be the center of computational materials research.³⁴ Materials of different length scales (*i.e.*, nano- and micro- materials) have been developed with better properties like superplasticity and enhanced toughness and strength.^{35–37} Predicting the structure and properties of these materials using computational tools before performing experiments has become common practice in materials research. The development of reliable quantum/molecular mechanics approaches and atomistic scale calculations allows such projections. Materials modeling has been performed by three well-studied modeling approaches, *i.e.*, *ab initio* methods, density functional theory (DFT) semi-empirical methods and force-field methods.

3.1.1. *Ab initio* methods. *Ab initio* methods are generally used for the prediction of the structure, dynamics, and properties of materials. They were initially limited to studying the chemical reactions and optical properties of molecular systems and extended to studying the optical properties of



The drug loading and release processes of pH-responsive zwitterionic anticancer drug delivery system

Fig. 3 pH responsive PAMAM(G5)–PCBA polymer for drug delivery for cancer treatment (reproduced with permission from ref. 32).



chromophores in biological environments such as green fluorescent proteins (GFPs). Since *ab initio* methods can be only applied to small sized systems, they need to be integrated with molecular mechanics approaches, leading to the development of hybrid QM/MM approaches, which won the Nobel Prize in 2013. But in recent times, these methods have become essential tools in the study of atoms and molecules in condensed matter systems and, increasingly, in modeling complex systems in materials science. *Ab initio* methods are based on the Schrödinger equation and involve many approximations such as the Born–Oppenheimer approximation. These involve quantum mechanical calculations to identify configurational disorder, lattice vibrations and electronic excitations to predict the lattice model and associated properties based on compositional structure.³⁸

The core knowledge achieved through *ab initio* methods arises from the computational solution of the electronic Schrödinger equation and helps in calculating and identifying the electronic energy, electron density, electron transfer, thermal relaxation, energy transfer, and charge recombination processes for applications in the development of cells, batteries, and other energy devices.³⁹ *Ab initio* methods can also help in modeling the relatively small region of materials at the quantum chemistry level, where other modeling methods are treated on an approximation basis. In drug delivery, for example, *ab initio* molecular dynamics simulation followed by geometry optimization was performed in the gas phase for determining the binding energies of drug–polymer complexes, leading to the finding that drug molecules interact with the polymer through

hydrogen bonding, while quantum mechanics/molecular mechanics simulation showed that ciprofloxacin and metronidazole release patterns follow the zero order kinetic model.⁴⁰

The remarkable advances in *ab initio* methods provide benchmark accuracy, used routinely to complement experimental studies, and effectively calculate a wide variety of properties such as structure, thermochemistry, various types of spectroscopic quantities and response to external perturbations. This type of calculation has practical application in industry for relevant catalytic processes, semiconductor processing, and modeling of conductivity for microelectronics applications. In addition, *ab initio* methods provide a wealth of details that are not available from experiments and a degree of confidence in the results that are not available from a more empirical approach.⁴¹

Ab initio calculations of optically excited states in 2D materials derived from the nature of two- and multi-particle excited states such as strongly bound Wannier excitons and charged excitons gave valuable insight into many interesting properties, for instance enhanced light–matter coupling, gate-tunable photoluminescence, and unusual excitonic optical selection rules (Table 2).⁴²

3.1.2. Density functional theory. Density functional theory (DFT) is a quantum modeling method most commonly used for electronic structure calculations in materials science. Instead of the wavefunction as adopted in the *ab initio* electronic structure theory, DFT relies on electron density, and various properties including energy are represented as functions of this fundamental property. DFT calculations are based on molecular structures and find a local minimum state of molecules or materials.³³

Table 2 Comparison of various computational methods used for materials study

Method	Advantage(s)	Disadvantage(s)	Application(s)
<i>Ab initio</i> methods	Provide very accurate predictions based on quantum mechanics using wave functions	Intensive computational requirements	Prediction of structures, thermodynamics, spectroscopic quantities, external force responses
Density functional theory (DFT)	Electronic structure calculations, less extensive computational requirements	Too many approximations	Calculation of materials' interaction properties and other kinetics calculations
Semi-empirical methods	Faster computation	Less accurate	Modeling of the structure and dynamics of large systems
Monte Carlo (MC) simulation	Probability calculations of different outcomes	Large computational resources required	Calculation of the thermodynamic properties of systems
Molecular mechanics (MM)	Less complicated, fast, calculates equilibrium equations of the atomistic system	Can't predict accurate bond making and breaking geometries	Prediction of accurate structures and energies for molecules
Molecular dynamics (MD)	Predicts materials properties by analyzing atomic level behavior, visualizes the motion of the atoms at the nanosecond level	Based on Newtonian mechanics, lack quantum effects	Prediction of materials properties like hardness, dissolution rate, toughness, and reversibility
Quantum mechanics (QM)	Can model chemical bonds	Require extensive computational facilities; thus applications are limited to smaller systems	Prediction of macroscopic properties of materials
Finite element methods	Beer accuracy, faster, modeling of the entire structural system rather than components	Reproduce macrostructure levels but not the atomistic parameters	Analysis of stress, vibration, heat transfer and other physical analyses
Probabilistic materials simulation	Predicts variance in materials properties due to variance in micro-structural properties	Limited accuracy	Machine learning, data mining, pattern recognition
Multiscale simulation	Combines the strengths of different mechanical techniques for predicting the microscopic model and for macroscale analysis	Noise or fluctuations in microscale models	New materials design and modeling
Data science	Hidden correlations inferred from already available large datasets	Integration of data from experimental and computational sources, data standardization	New materials design



Further, DFT gives estimations for the total energy and potential energy of molecules and organic complexes, and band gaps and optical transitions for metals, semiconductors, and, with modifications, insulators. This method also allows studying surface phenomena, such as oxidation and catalytic reactions and modeling of nanoparticles and nanocomposites. DFT has limitations in simulating more than few thousand atoms, which can be overcome by using empirical potentials. DFT is based on the Hohenberg–Kohn theorem that states that the potential of a quantum system can be identified by the functional of its electronic density and an additional constant.⁴³ This theorem was extended for external potentials in an open set and established as a function of the electronic density for Coulomb potentials.⁴⁴

The basic formalism needed for the ground-state quantum chemical calculations that are typically performed in DFT analysis comprises the molecular Hamiltonian with a special set of atomic units that are convenient for simplifying the equations, the Born–Oppenheimer approximation for electronic and nuclear problems, and the Hartree and Hartree–Fock equations for the electronic problem.⁴⁵ DFT limitations can be overcome by using a new method called holomorphic Hartree–Fock theory, where the equations are modified to avoid the disappearance of the solutions. When applied to the simplest chemical system H₂, the properties of the solutions resulted without their disappearance with geometry.⁴⁶

DFT methods have been used for the modeling and simulation of new functional materials for various applications as energy storage devices, conductors, catalysts, and sensors.^{47–50} Coupled with experimental study, they assisted the development of advanced materials for their respective applications in the energy, environmental and health sectors.⁴⁹ DFT

calculations also helped in analyzing possibilities of using hydrogen as a fuel with new materials enabling catalysis and hydrogen production.^{51,52} Nowadays, DFT is actively used for required property prediction of materials and screening before synthesis.⁵³

Recently, DFT calculation of electronic properties contributing to a nanomaterials integrated “on/off” switchable aptasensor system has been reported. The DFT study on the structural contribution of the monomer of poly(*N*-isopropylacrylamide) (PNIPAM) grafted onto a graphene oxide (GO) surface and the effective adsorption of the nucleobases on it has explained the effect of PNIPAM on the adsorption of the nucleobases as well as its biomolecular integration with the GO surface. While the experimental study proved that the PNIPAM on the nanomaterials surface does not contribute much to the full electronic feature of the system due to the insulating nature of the polymer, the DFT study showed that the bandgap energy distribution before and after the functionalization of the PNIPAM monomer remained unchanged. The optimized structures of all nucleobases, GO, the PNIPAM monomer and the GO/PNIPAM structure are presented in Fig. 4.⁴⁷

Likewise, DFT has also been applied for anionic engineering of heteroanionic materials,¹¹ mainly incorporating anions with different properties for designing heteroanionic materials (Fig. 5). A functional heteroanionic materials is computationally designed by sampling the structural phase space based on the electronic structure and, as such, the thermodynamic stability of the materials is further identified. The DFT can unravel the composition–structure–property relationships in materials science, contributing significantly to the understanding of the relationship between fundamental physical and chemical properties governing processes at the atomistic scale

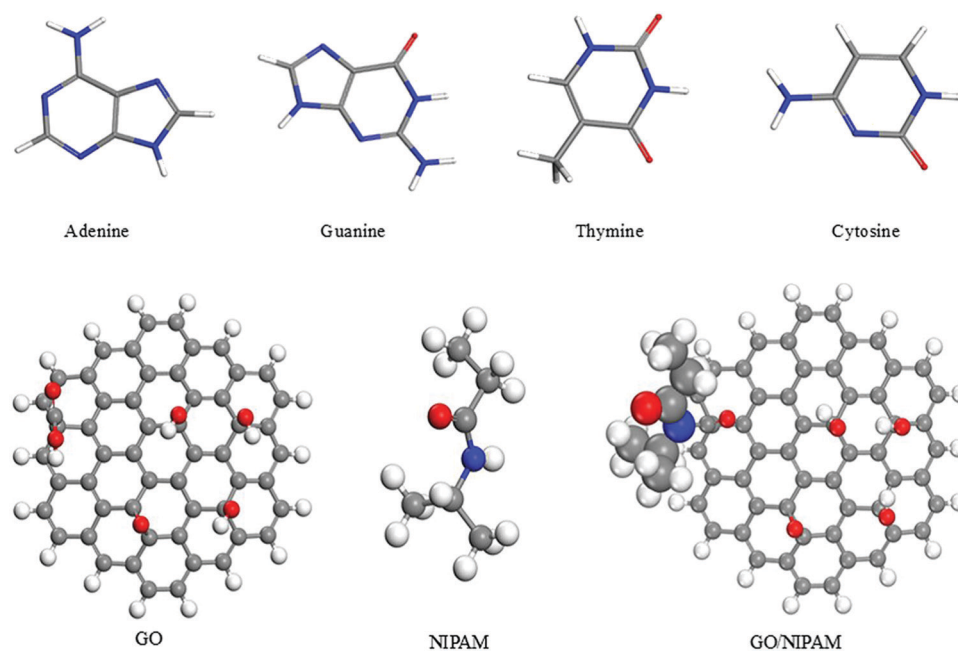


Fig. 4 The optimised structures of the nucleobases, GO, NIPAM, and GO/NIPAM (reproduced with permission from ref. 47).



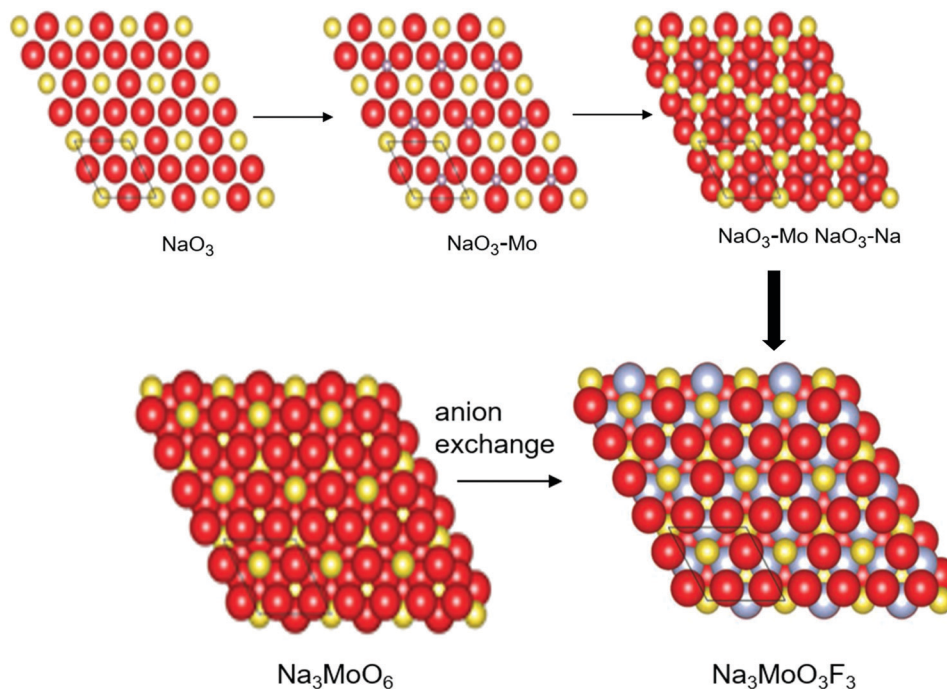


Fig. 5 Construction of the heteroanionic materials $\text{Na}_3\text{MoO}_3\text{F}_3$. Computational analysis helps in predicting building units NaO_3F_3 and MoO_3F_3 and their arrangements in the cluster. This type of heteroanionic arrangement alters the electronic, magnetic, and optical properties of molecules (reproduced with permission from ref. 11).

on one hand, and typically macroscopic properties required in engineering applications, on the other hand. For a range of materials, specifically polycrystalline bulk semiconductor materials, metals and ceramics, the physio-chemical relationships are determined in both chemical compositions and microstructures. Wisely chosen process conditions (*e.g.*, mechanical forming and annealing in metallurgy or epitaxial growth in semiconductor technology) lead to the desired microstructure.²⁰

By describing the interactions between atoms and electrons governed by the laws of quantum mechanics, DFT has become an accurate and efficient technique for solving the basic quantum-mechanical equations for complex many-atom and many-electron systems, such as structural materials, catalysis and surface science, nanomaterials, and biomaterials and geophysics. Despite its challenges in designing, simulations meaningfully represent physical and chemical properties using modeling processes including chemical reactions and phase transformation in materials. DFT is successfully used in alloy analysis, especially low-modulus, high-strength titanium alloys, high-strength steels, and aluminium cast alloys with improved processing and enhanced properties.²¹

The information obtained by DFT contributed to the creation of various materials–property databases like the Materials Project, AFLOWLIB, OQMD (Open Quantum Materials Database), AiiDA (Automated Interactive Infrastructure and Database for Computational Science), JARVIS-DFT, OMDB (Organic Materials Database), and QM9. A useful system to predict novel 2D materials using DFT databases was generated⁵⁴ as shown in Fig. 6.

3.1.3. Semi-empirical methods. Based on the same theoretical background as *ab initio* theory, semi-empirical methods aim at reducing the computational cost by neglecting smaller integrals or approximating time-consuming two-electron integrals, which can be fitted to experimental data or replaced by analytical but approximate expressions. Unlike *ab initio* methods, they require parametrization of all elements involved in a molecular system.¹⁶

Semi-empirical methods represent an efficient computational tool for fast quantitative estimations of many properties, particularly useful for correlating large sets of experimental and theoretical data, for establishing trends in classes of related molecules, and for scanning a computational problem before proceeding with higher-level treatments. Compared with *ab initio* or density functional methods, semiempirical calculations are much faster, but less accurate, with less systematic, therefore harder to correct errors. They need improvement in accuracy and the range of applicability, without compromising their computational efficiency. In addition, they need new algorithms for modern computer architectures and extension to larger molecules.⁵⁵ The well-known semi-empirical methods are the underlying theoretical approach, integral approximation, integral evaluation, and parametrization.

3.2. Computational simulation

With the advancement of supercomputers and the continuous development of efficient algorithms, computer simulations have become an integrated part of research and innovation. Though *in silico* simulation will never replace the experiment, it





Fig. 6 Screening of 2D materials using DFT databases. Materials with reasonably high PBE (Perdew–Burke–Ernzerhof) functionals to experimental lattice constant difference were filtered and their layered counterparts were prepared manually. Both were used for various DFT calculations and 2D property prediction (redrawn with permission from,⁵⁴ inside atomic structure has been reproduced with permission from ref. 11).

is playing an important role in the analysis, design, and optimization of engineering systems. Computer simulations help in validating theories and predicting expected outcomes under extreme physical conditions, by reducing the time and cost for extensive laboratory experiments, including trial and error steps.^{56–58} To achieve the full potential of computational simulation, researchers are confident to get an accurate representation of reality. A model for an expected real-world system is designed and optimized for its performance under different conditions. Simulations for novel design and testing are readily done owing to the efficient computational tools available.⁵⁹ Some of the common simulation tools, along with their applied methods and applications, are listed in Table 3.

The most common simulation techniques for advanced materials modeling are molecular mechanics, molecular dynamics, Monte-Carlo simulation, quantum mechanical calculations, probabilistic materials simulation, and multiscale simulation techniques (Fig. 7). They have been used in various studies to identify materials behavior under adverse conditions, such as high-temperature,^{60,61} wearing and friction,⁶² welding, joining,⁶³ and crash simulations of composite materials,^{64,65} leading to materials design.⁶⁶

3.2.1. Monte Carlo simulations. Monte Carlo (MC) simulation is a numerical method that determines the average behavior of a stochastic system by repeated sampling, used to predict sampling and probability statistics results with the

Table 3 Common computational tools available for applications in materials research based on various theories

Software	Simulation procedures	Applications
Materials Studio	DFT, hybrid QM/MM and semi-empirical methods	Predict the atomic and molecular structures and properties of materials
ABINIT	DFT	Calculate the optical, mechanical, vibrational, and other observable properties of materials
NAMD	Molecular dynamics	Simulation
GROMACS	Molecular dynamics	Simulation
LAMMPS	Molecular dynamics	Modeling and simulation at the atomic, meso, or continuum scale
Gaussian	DFT, molecular mechanics	Modeling
VASP	DFT	Atomic scale materials modelling
SIESTA	DFT/molecular dynamics	Electronic structure calculations and <i>ab initio</i> molecular dynamics
CHARMM	QM/MM	Modeling and simulation
OpenMM	Molecular dynamics	Simulation
YASARA	Molecular dynamics	Molecular graphics, modeling, and simulation
TINKER	Molecular mechanics	Modeling and simulation
Amber	Molecular dynamics	Modeling and simulation
Quantum Espresso	DFT calculations	Materials modeling and simulation
CPMD	<i>Ab initio</i> molecular dynamics	Modeling & simulation
Dalton	Electronic structure theory	Modeling and simulation
DESMOND	Molecular dynamics	Simulation





Fig. 7 Various computational methods involved in materials modeling, simulation, and property prediction. Quantum mechanical methods like *ab initio* and DFT are widely used for structure prediction and calculating interatomic interactions and have been applied in the development of energy devices and sensors. Similarly, various simulation techniques have roles in atomistic, energetic calculations and are applied for new materials designing and modeling of non-homogenous materials. Big Data analysis approaches like ML and NN are used to train and predict materials structure and properties using data from various databases.

intervention of random variables, with applications in science and engineering. MC simulation defines a domain and gives the probability distribution of possible outcomes of different model assumptions. It allows the calculation of the thermodynamic properties of a system. Using a model of interatomic or intermolecular quantum interactions, the macroscopic properties of a materials can be successfully simulated.⁶⁷ It models the variation for each possible configuration of the parameter and determines the average behavior of the system, such as repositioning of molecules or ions, and gives the probability of expected outcome. One major difficulty in MC simulation is that it requires large computational resources to perform repeated sampling for each configuration.⁶⁸

The conventional MC simulation draws samples from a probability distribution, in most cases the classical Boltzmann distribution, to obtain thermodynamic properties and minimum energy structures,⁶⁹ while dynamic MC simulation calculates non-equilibrium properties like crystallization^{70–72} and quantum MC simulation computes various electronic properties of materials.^{73,74} All these MC simulations are vastly used in materials design and engineering, with strong examples being a valuable python library employing Tree Search (MDTS) and a database for large silicon–germanium (Si–Ge) alloy structures.⁶⁶

MC simulations of lattice models are widely used to compute the thermodynamic properties of substitutional alloys, despite their difficulty in obtaining the desired quantities. High-level algorithms that serve as interfaces between the user and a traditional MC code, allowing the user to postulate the goals and determine the free energy of an alloy phase over its entire region of stability within a specified accuracy, without requiring any user intervention during the calculations, enable the direct determination of composition–temperature phase

boundaries without requiring the calculation of the whole free energy surface of the alloy system.⁷⁵ The MC simulation of metal grain growth based on the Potts model provides important information, such as the kinetics of interface migration in atomistic ordering of f.c.c., to an Li_2 structure in Ni based alloy.²²

3.2.2. Molecular mechanics simulation. The molecular mechanics (MM) method, also known as the force-field method, uses the classical type of model to predict the energy of a molecule as a function of its conformation. It allows the prediction of equilibrium geometry along with its transition states and relative energies between and within the molecules. This method applies Newtonian mechanics to the model molecular interaction to predict a minimum static energy structure of a system. Despite being able to supply the potential energy for larger molecules, the MM method is not appropriate for bond breaking reactions.⁷⁶

MM atomistic simulations are based on empirical interatomic potentials and can describe the small-amplitude vibrations, torsions, elastic deformation, and electrostatic interactions in materials systems.⁷⁷ A MM model helped analyze single layer graphene sheets taking into consideration binary, ternary and quaternary interactions between the atoms: by solving the equilibrium equations of the atomistic system through the arc-length strategy, the critical and post-critical behavior of graphene under compression in zigzag and armchair directions and shear was highlighted.⁷⁸ In another MM model, the equilibrium paths and critical behavior are shown in comparison with available solutions for thin plates.⁷⁹ MM nanostructure modeling has been widely applied.^{80,81}

3.2.3. Molecular dynamics simulation. Molecular dynamics (MD) simulation is a computational simulation approach used in the analysis of the physical movement of



atoms and molecules. In a system, atoms and molecules are only allowed to interact for a particular time span, which gives a view of the dynamic evolution. MD simulation is a statistical mechanics method that employs Newton's law of motion to represent the movements of atoms and molecules in a defined system over a period of time. MD simulation represents a powerful simulation tool for investigating the chemical and mechanical properties of materials, along with their deformation and failure mechanisms. MD simulation is one of the mostly used and accepted methods to perform *in silico* research at the Ångström nanoscale. This is one of its advantages, but at the same time also a drawback, because it is difficult to have an experimental comparison at this scale. MD simulation is the only method allowing reproduction of deformation under extreme conditions such as high strain, which is difficult to simulate by other techniques or in laboratory experiments.⁸² MD simulation has varied applications in materials science, like materials modeling by predicting minimum energy structures, complementing experimental findings, and predicting materials properties by analyzing atomic level behavior.⁸³

MD and MC simulations are frequently used for atomic scale lattice configuration and conformation analysis based on physical potentials or force fields, derived from the Schrödinger equations. Major force fields used for MD simulation are CHARMM, AMBER, OPLS-AA, DREIDING, UFF, GROMS, OPLS, and COMPASS, which differ in several properties. MD simulation allows atoms and molecules to interact for a period and provides a trajectory view of the motion of the atoms at the nanosecond level. MD simulations along with topological concepts are used to predict materials properties like hardness, dissolution rate, toughness, and reversibility.⁸⁵ MD simulation helps in the development of an analytical model of macroscopic properties of materials to facilitate calculations of electronic band-structure, elastic properties, and piezoelectric, dielectric, and ferroelectric properties. Several applications such as thermoelectrics, catalysts, and energy devices have been designed making use of the MD simulation approach. MD analysis helps in assessing the stability and interaction of materials with various types of interfaces for the development of sensors and batteries.⁸⁶

Furthermore, the MD approach helps in identifying atomic scale mechanisms controlling structure–property relationships in materials which would be experimentally exhausting to identify.^{87–91} The MD approach was used to understand the structure–property relationship of supramolecular polymers and establish the internal structures of the monomers of the polymers, which are responsible for the adaptivity and stimulus-responsiveness behavior of the polymers. The simulation results showed that the re-organization of the supramolecular structure occurs due to monomer diffusion on the dynamic fiber surface. Modifying the structure of the monomers results in the variation in supramolecular configuration and their response to the respective stimulus (Fig. 8).⁸⁴

Optimized coarse-grained MD methods are great exploration tools in complex topological polymer structures including star-polymers and biomacromolecules such as polyelectrolytes and

polymers with intrinsic stiffness, thus contributing to an improved understanding of medical applications such as non-invasive extracorporeal shock wave lithotripsy or tumor treatment.⁵⁶ MD in materials microscopic-sized dynamic simulation and its subsequent application of macro-characteristics and microstructure to steel organization performance control describes the mechanical behavior of such materials, especially crack, dislocation, and grain boundaries and their interaction.²³

3.2.4. Quantum mechanics simulation. Quantum mechanics (QM) simulation is one of the fundamental theories in physics, which describes the nature of particles at the atomic level. QM methods accurately represent the behavior of electrons in atoms and molecules and can model chemical bonds. They help explain the macroscopic properties of materials. QM simulations are based on the Schrödinger equation and study nuclear and electronic interactions between particles to identify interatomic interactions. QM simulation methods imply obtaining the electron wave function by solving the Schrödinger equation to calculate the probability of an electron being present in a certain interval. This approach describes the nonlocalized behavior of electrons outside the nucleus and can fundamentally and accurately compute the molecular structure and materials properties. QM methods require extensive computational facilities and thus their applications are limited to smaller systems of a few hundreds of atoms.⁷⁷

Computational quantum mechanics brought a high demand for new techniques in theoretical condensed matter physics that facilitates the understanding of solid materials properties with details down to the atomic level, bringing theoretical studies to a higher, though practicable level. Particularly, the Exact Muffin-Tin Orbitals (EMTO) or Kohn–Sham method allows establishing a theoretical insight into the electronic structure of complex engineering materials such as binary, iron–chromium–nickel, and stainless-steel alloys. The single-electron Schrödinger equations are solved separately within the units defined around the lattice sites. The unit cells are chosen in such a way that they should give a proper description of the local surroundings for every lattice site.⁹²

3.2.5. Finite element method simulation. The FEM is a numerical method for finding approximate solutions of partial differential equations (PDE) within given boundaries.^{93,94} As such, a structure is divided into several elements or pieces and then reconnected at nodes. These nodes hold elements together and the resultant simultaneous algebraic equations of finite nature are further solved.⁹⁵ The FEM can successfully reproduce macrostructure levels but not the atomistic parameters. It allows simulation of any design, product or equipment and helps in analysis of stress, vibration, heat transfer and other physical analyses, such as modeling of cracks, dislocations, grain boundaries and the evolution of phase boundaries of materials.⁹⁶

In recent decades, the Crystal Plasticity Finite Element Method (CPFEM) has become an extremely versatile tool for describing the mechanical response of crystalline materials on all length scales from single crystals to engineering parts.





Fig. 8 Obtaining structure–dynamics–property relationships for BTA(1)3+ supramolecular polymers. (A) The BTA monomer (green) diffuses along the z-direction, the monomer stops on accessible cores (hot spots) on the fiber surface. (B) Movement of the BTA(1)3+ core (points) onto fiber 1 at each step of the CG-MD simulation. The core is colored based on its z-displacement. The average configuration of the fiber during the CG-MD is shown in transparent gray (solid beads represent the monomer cores). High-density points identify regions where the diffusing monomer stations for longer times. (C) The z-displacement (black) of BTA (1)3+ onto fiber 1, the minimum distance between the BTA(1)3+ core, and the closest hot spot (HS) in the fiber (green) with $E_z = 60 \text{ mV nm}^{-1}$. (D) The average BTA(1) drift velocity (\bar{v}_z) as a function of the minimum distance from the closest HS for different intensities of E_z . (E) Relationship between the relative rate of stimuli-responsiveness (m) and the average exchange rate of monomers on the surface (k_1) for the different fibers. (F) Linear relationship between stimuli-responsiveness rates (m) and the equivalent relative strengths of core–core interaction in the different fibers (reproduced with permission from ref. 84).

Crystalline matter being mechanically anisotropic, its deformation depends on the direction of the mechanical loads and geometrical constraints imposed through the anisotropy of the elastic tensor and orientation dependence of the activation of the crystallographic deformation mechanisms (dislocations, twins, martensitic transformations).

In consequence, associated mechanical phenomena such as materials strength, shape change, ductility, strain hardening, deformation-induced surface roughening, damage, wear, and abrasion are also orientation-dependent, and, for single-crystal elastic–plastic anisotropy, macroscopically directional properties are also produced when the orientation distribution (crystallographic texture) of the grains in a polycrystal is not random. Therefore, finite element approximations have become relevant for crystal mechanical modeling, as they are based on the variational solution of the equilibrium of the forces and the compatibility of the displacements using a weak

form of the principle of virtual work in each finite-volume element. The entire sample volume under consideration is discretized into such elements.

The essential step which renders the deformation kinematics of this approach a crystal plasticity formulation is the fact that the velocity gradient is written in dyadic form. This reflects the tensorial crystallographic nature of the underlying defects that lead to shear and, consequently, to both shape changes (symmetric part) and lattice rotations (skew-symmetric part), with meaningful results in solving crystal mechanical problems under complicated internal and/or external boundary conditions.⁹⁷ The FEM proves to be an extremely useful tool when the problems solved are either boundary value problems or initial-value problems or both, and the solution of most of these problems by exact methods of analysis is not possible. In the FEM problem formulation, the least squares, collocation, Rayleigh–Ritz and Galerkin methods are

well-established and provide solution to many engineering problems.⁹⁸

3.2.6. Probabilistic materials simulation. For materials with disordered microstructure and thus fluctuating behavior, probabilistic simulation predicts the variance of materials properties based on the variance of microstructural properties and the variance in component behavior based on the variance in materials behavior. Probabilistic numerical models applied to predict the effect of microstructural disorder of long fiber reinforced thermoplastics (LFT) on the macroscopic response of structures and structural components revealed the variability of the mechanical response of materials due to the variability in fiber orientation and fiber density.⁹⁹ Probabilistic methods can also be used to determine the predicted environmental concentrations (PECs) of any materials, as they provide information regarding environmental fate, exposure, emission, and transmission characteristics.¹⁰⁰

3.2.7. Multiscale simulation. Many materials exhibit multiscale behavior, *i.e.*, their properties on a macroscopic length scale are a result of activity on much smaller length or time scales. Multiscale simulations help in obtaining a microscopic model using computational and numerical methods from a macroscopic model. Multiscale simulations at different scales allow obtaining the efficiency of macroscopic models and relate it accurately to microscopic models. Commonly used multiscale simulation methods are concurrent and sequential methods. The concurrent method uses a combined model developed by linking several computational methods together, while the sequential method uses a string of hierarchical computational methods linked together.¹⁰¹ In the concurrent method, different scales of materials behavior are considered simultaneously; and in the sequential model, simulation is performed one by one, and the quantity calculated at one scale is used to define the parameters for the next. The sequential method is more convenient as compared to the concurrent multiscale method. Other examples of multiscale modeling methods are the quasi-continuum (QC) method,¹⁰² the macroscopic, atomistic, *ab initio* dynamics (MAAD) method,¹⁰¹ the coarse-grained molecular dynamics (CGMD) method,¹⁰³ the bridging domain method (BDM)⁹⁶ and the bridging scale method (BSM).^{73,104}

The main advantage of multiscale modeling is that it combines the strengths of different computational mechanics techniques like quantum mechanics, molecular dynamics, and FE for micro- and macroscale analysis. While MS materials modeling combines existing and emerging methods from diverse scientific disciplines to bridge the wide range of time and length scales that are inherent in a number of essential phenomena and processes in materials science and engineering, it needs to be properly linked to the electronic structure theory and statistical methods to describe the physics and chemistry that govern the properties and processes of materials under realistic temperature and pressure conditions.¹⁰⁵ The effect of MS transformation on materials science is well represented by its ability to discover new materials and their phenomena for acquiring insight into the processes that rule the materials behavior, as well as for quantitative predictions

useful in materials design, completing the experimental synthesis and characterization.²⁴

4. Data science

Data science methods are heavily promoted in materials science and data storage, re-shaping analysis. Materials discovery through conventional research including experimental, theoretical or computational implies long times and high costs, while data science accelerates the process from materials discovery to deployment.²⁵ It includes data management with the help of reliable storage and retrieval databases and data analytics comprising data mining and analysis.¹⁰⁶ For materials, data can include experimental information with details of test conditions. The common data science methods in materials research, *i.e.*, big data analytics, machine learning algorithms and artificial intelligence, are discussed below.

4.1. Big data analysis

Big Data usually refers to a large dataset, structured or unstructured, that can be used to extract information about definite patterns or parameters using computational algorithms. It is defined by large magnitudes of five *vs.* volume, velocity, variety, veracity, and value.^{106,107} Due to advanced computational and experimental studies, a large amount of materials data is available, leading materials research into the big data domain. Big data research of materials is relatively new and requires more robust approaches and databases for analysis, as well as huge computer data storage capability.

The peer-reviewed journals are now demanding the materials science community to provide data availability statement for publications, allowing data accessibility and reuse by the community.¹⁰⁸ Data can be submitted in standard databases, such as the NoMaD repository for materials property calculations, caNanoLab for nanomaterials in biomedical applications, the Cambridge Structural Database for crystallographic data, and PubChem for characterization of chemical substances.

In materials research, most of the information on quantum mechanics remains unutilized and is ultimately discarded, but storing this detail helps in big data analysis and allows learning more about materials properties and processes. New tools, algorithms and approaches are required to access trends or patterns among materials and their properties, and for comparing different data. Big data approaches lead to efficient structure–property relationship analysis at different length or time scales. Progress in large materials databases and machine learning algorithms helps materials research tremendously.

The development and incorporation of mathematical and statistical methods for the study of high dimensional, sparse, and noisy big data and extraction of patterns from them are now major challenges of materials research.¹⁰⁹ These methods can be used for materials discovery by identification of key factors and exploration of their functionality in design and processing. Big data analysis of materials mainly involves





Fig. 9 Materials discovery schematic, differentiating between the traditional approach, based on experimentation, theory, or computation, and the data-driven approach (reproduced with permission from ref. 25).

extracting patterns and determining relationships between data with the aid of data mining, evolutionary algorithms, and other statistical methods. It is expected that, with recent advances in experiment and *in silico*, big data will result in significant materials advancements as they did for genomics, revolutionizing not only the outstanding outcomes, but also the way researchers work.¹¹⁰ The big data contribute to a significant acceleration in the design of new materials, from discovery to market release and even patenting such innovations, becoming a platform for the scientific practice of systematically extracting knowledge from materials datasets (Fig. 9). As such, it ultimately benefits the quality of life for the public.^{25,111}

4.2. Artificial intelligence

Artificial intelligence involves acquiring information and using it with reasoning and self-correction, like human intelligence with the help of computer systems. In the case of materials science, AI makes use of the data derived from theoretical and experimental works and stored in various materials databases like AFLOWLIB, JARVIS-DFT, Polymer Genome, Citrination, and Materials Innovation Network. This helps in accelerating the synthesis and optimization processes, and in identifying materials with similar behavior.¹¹² The Materials Genome Initiative helped accelerating materials discovery and the development of databases from theoretical studies, which further catalyzed the progress. AI tools consist of machine-learning, deep-learning and other optimization techniques, and algorithms to evaluate materials performance. AI is a very active area, with many challenges, accelerating research in design, synthesis, characterization and application of molecules and materials in the near future.

AI overcame the inherent limitations of the human cognitive ability with its primary algorithm framework, powerful hardware foundation, and excellent data mining ability. Its applications in materials science and engineering accelerated the simulation of the structure-related performance of materials, though with discrepancies from the experimental findings, towards a superior level, reduced the amount of computation in nano-clustered alloys, predicted properties for new materials

in mapping the structure–property relationship, and allowed new technologies for innovative materials synthesis.^{26,113}

Despite being described as the next scientific paradigm in materials discovery and optimization, the recent success of AI came from the combination with experimental research, with subsequent creation of new and creative modes of measuring properties and visualizing and interpreting data. Nevertheless, the next step in AI development requires closing the gap with a robust system that combines ML techniques with physical mechanisms within innovative scientific application.^{27,114}

4.3. Machine learning

ML models help in predicting complex materials properties with advantageous accuracy.¹¹⁵ They benefit modeling and optimization for heat treatment, resistance, microstructure models, *etc.*, for materials by using data from previous experimental and theoretical studies.¹¹⁶ ML methods use atoms as vectors for algorithms input, to design and predict materials properties with significant accuracy.¹¹⁷ ML techniques extract knowledge and insight from datasets and identify correlations and patterns. Data from both successful and failed experiments are used to train ML models and extract information, to further predict new properties of materials. These include prediction of crystalline structures, vibrational properties, transition temperatures, mechanical properties, band gaps, total energy, the enthalpy of formation, decomposition energies, *etc.* The ML approach was successfully used to discover the bandgap transition from indirect to direct and semiconductor to metal transition in silicon, by combining machine learning and *ab initio* calculations.¹¹⁸

The most commonly applied ML approach in materials research is supervised learning that requires a good amount of quality data. Regression models like LASSO (least absolute shrinkage and selection operator), Gaussian process regression, support vector regression, artificial neural networks, and kernel ridge regression stimulate discovery of new materials with the desired structures and properties by utilizing established relationships between properties and input descriptors.^{19,119} For properties with defined categories, like crystal structure types and magnetic property type, classification learning methods are used. These include support vector machines, decision trees, random forests, and Bayesian inference. All ML methods can be used for both regression and classification learning for materials physics problems.^{12,120}

The high-impact research areas in ML for materials science, which simultaneously represent remarkable opportunities for research, have been identified as: validation by experiment of physics-based simulations (useful in predicting new materials properties), ML approaches tailored for materials data and applications (regarding both small and big-scale materials problems, with immediate applicability in new materials design), high-throughput data acquisition capabilities (accelerating materials synthesis, characterization and simulation), ML that makes better scientists (relevant for progress in materials characterization), and integration of physics within ML, and ML with physics-based simulations (by developing



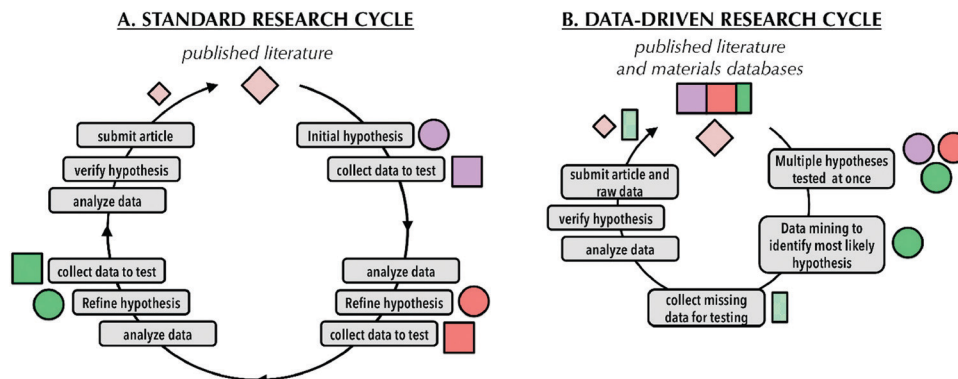


Fig. 10 Representation to demonstrate differences between standard, single-group research (left) and new opportunities afforded by large materials databases (right) (Reproduced with permission from ref. 127).

desirable methods, reducing discrepancies between simulation and experiments, and linking physics-based models).¹²¹

In solid-state materials science, ML has led to numerous quantitative structure–property relationships, such as crystal graphs and chemical composition, building or pair-block polymers, band gap calculations, component and structure predictions, anticipation of materials properties (such as dielectric breakdown strength, glass transition temperature, thermal expansion coefficient, magnetocaloric effects, and interface energy).¹²²

The potential of coupling approaches from materials science, modeling, and simulation with data mining and machine learning offers exciting perspectives for solving challenging problems, such as decoding and computational modeling of complex structure–process–property relationships, replacement of computationally demanding submodels in multiscale simulations, and classification and interpretation of imaging data.¹⁰⁷

5. Materials Genome Initiative

The Materials Genome Initiative (MGI) is a US multi-agency initiative for creating resources and infrastructure to discover, manufacture, and deploy advanced materials.^{13,14} Advanced materials have applications in energy, security, and human development, and are crucial for national economy. The MGI realizes that these developments, if fostered, can lead to a rapid shift in the time required to find and boost new materials. Its purpose is to facilitate “discovery, development, manufacturing, and deployment of advanced materials at least twice as fast as possible today, at a fraction of the cost”.¹²³

It takes more than a decade to bring a new materials to market and commercial use.^{124,125} Accelerating the pace of discovery and deployment of advanced materials is the goal of the MGI, as it promotes the use of data generated through numerous mathematical modeling and statistical analysis studies. These data range from atomic coordinates and structural features to physical and other properties, and result during the development of numerous databases generated from the significant advancement of materials science. In the same way

that the genome of a species or individual holds all the secrets of its existence and benefits mankind, decoding a materials genome will help in identifying every single aspect of microscopic buildup, leading to all its properties.¹²⁶

The MGI stimulates use of data science for faster processes of discovery and storage of new materials information.^{127,128} As exemplified in Fig. 10, data sharing can significantly curtail the materials research phase by (i) lowering the problem of data collection for specific research groups and (ii) allowing more economical progress of scientific suppositions and property projection standards.¹²⁷

Promotion and funding for the MGI by the US government have led to the speed up of the process for new materials discovery everywhere.¹²⁹ With the launch of the MGI, other organizations and worldwide committees, like The European Commission and the Psi-k Community, started investing in and promoting materials discovery through computational modeling.^{130,131} It fostered collaborations throughout Europe for developing computational methods for materials research among industrialists, theoreticians, and software developers.¹³²

6. Conclusions and outlook

With the progress in high computational facilities, hardware, and new algorithms, innovation in materials science has significantly progressed in the last decade. Initially, computational methods dealt with single to fewer atoms and molecules to study their properties and interactions, but now simulate thousands of atoms with high throughput calculations and algorithms. Materials research has now shifted to data science. One of the first computational methods in materials science was density functional theory (DFT), followed by better simulation techniques for multiatomic systems. DFT determines the electronic density of a system and predicts the energy of the system. Other simulation and molecular dynamics methods allow exploration of the structure, space, and composition of systems more efficiently. Simulation and experimental studies generated a huge amount of data, bringing data science approaches to materials science. Large databases are rapidly



developed for vast information storage so that they can be further analyzed and classified using big data analysis approaches. The current theoretical methods reveal the internal properties of materials without taking into consideration their actual environment. The development of ML approaches will allow the identification of better descriptors.

Although various modeling and simulation tools are available, materials research still requires more advanced and efficient tools for screening millions of compositions of new materials with desirable properties to reduce the time and cost of production for individual compositions. Most of the available tools lack efficiency in dealing with materials properties at varying length and time scales. Further advances in computational capabilities, the development of novel algorithms, and the availability of data storage infrastructures present promising progress for new materials discovery and a reduced time to reach market. Materials modeling is now a key step in shortening the manufacturing time of advanced materials, further boosting the industrial and economic developments through innovation of new improved applications. It helps tailor and design new materials for various structures and systems. Nevertheless, most of these modeling and designing processes are computationally extensive and expensive, needing hours to weeks for the desired results. Hence improvement and upgrading are further necessary.

The developments of synthetic and composite materials will diversify advanced applications. Materials innovation is also critical for socio-economic development and big data and AI will accelerate the design, synthesis, and characterization of new materials. The huge amount of materials data from theoretical, *in silico* and experimental studies is stored and regularly analyzed. Further modeling and simulation of complex networks and systems will assist the prediction of materials for renewable energy and other applications. The multiscale, multi-physics modeling at several different scales and levels will encourage novel engineering applications. It is necessary to develop precise computational models for multiscale modeling and simulations, as well as new descriptors for multiscale problems in ML and more databases for materials properties. When produced, newly discovered materials will benefit from the internet of things, which enables empowered connection between manufacturers and machines, smarter business decision-making, and improved management of the global supply chain, but is not without its challenges in needs, security, standards, and human interfaces.¹²⁰

Conflicts of interest

The authors declare that there is no conflict of interest.

Acknowledgements

The authors gratefully acknowledge the financial support from the International Association of Advanced Materials.

References

- 1 M. Bonek, A. Śliwa and J. Mikula, Computer simulation of the relationship between selected properties of laser remelted tool steel surface layer, *Appl. Surf. Sci.*, 2016, **388**(A), 174–179.
- 2 J.-C. Du and J. M. Rimsza, Atomistic computer simulations of water interactions and dissolution of inorganic glasses, *npj Mater. Degrad.*, 2017, **1**(1), 16.
- 3 J. Zhao, L. Wu, C. Zhan, Q. Shao, Z. Guo and L. Zhang, Overview of polymer nanocomposites: Computer simulation understanding of physical properties, *Polymer*, 2017, **133**, 272–287.
- 4 E. R. Homer, High-throughput simulations for insight into grain boundary structure-property relationships and other complex microstructural phenomena, *Comput. Mater. Sci.*, 2019, **161**, 244–254.
- 5 A. El-Azab, Why Materials Theory?, *Mater. Theory*, 2017, **1**, 1.
- 6 M. O. Steinhäuser and S. Hiermaier, A Review of Computational Methods in Materials Science: Examples from Shock-Wave and Polymer Physics, *Int. J. Mol. Sci.*, 2009, **10**(12), 5135–5216.
- 7 A. V. Shymchenko, V. V. Tereshchenko, Y. A. Ryabov, S. V. Salkutsan and A. I. Borovkov, Review of the computational approaches to advanced materials simulation in accordance with modern advanced manufacturing trends, *Mater. Phys. Mech.*, 2017, **32**, 328–352.
- 8 A. Mosavi, T. Rabczuk and A. Varkonyi-Koczy, *Reviewing the Novel Machine Learning Tools for Materials Design. Recent Advances in Technology Research and Education*, Springer Nature, 2017.
- 9 A. Ludwig, Discovery of new materials using combinatorial synthesis and high-throughput characterization of thin-film materials libraries combined with computational methods, *npj Comput. Mater.*, 2019, **5**, 70.
- 10 T. S. Hofer and S. P. de Visser, Editorial: Quantum Mechanical/Molecular Mechanical Approaches for the Investigation of Chemical Systems – Recent Developments and Advanced Applications. Recent Developments and Advanced Applications, *Front. Chem.*, 2018, **6**, 357.
- 11 J. K. Harada, N. Charles, K. R. Poeppelmeier and J. M. Rondinelli, Heteroanionic Materials by Design: Progress Toward Targeted Properties, *Adv. Mater.*, 2019, **31**, 1805295.
- 12 Y. Liu, T. Zhao, W. Ju and S. Shi, Materials discovery and design using machine learning, *J. Materiomics*, 2017, **3**(3), 159–177.
- 13 J. J. de Pablo, B. Jones, C. L. Kovacs, V. Ozolins and A. P. Ramirez, The materials genome initiative, the interplay of experiment, theory and computation, *Curr. Opin. Solid State Mater. Sci.*, 2014, **18**, 99–117.
- 14 J. J. de Pablo, N. E. Jackson, M. A. Webb, L.-Q. Chen, J. E. Moore, D. Morgan, R. Jacobs, T. Pollock, D. G. Schlom, E. S. Toberer, J. Analytis, I. Dabo, D. M. DeLongchamps, G. A. Fiete, G. M. Grason, G. Hautier, Y. Mo, K. Rajan,



- E. J. Reed, E. Rodriguez, V. Stevanovic, J. Suntivich, K. Thornton and J.-C. Zhao, New frontiers for the materials genome initiative, *npj Comput. Mater.*, 2019, **5**, 41.
- 15 Y. Song, J. H. Dai and R. Yang, Application of First Principles Theory to the Design of Advanced Titanium Alloys, *Adv. Eng. Mater. Model.*, 2016, 203–228.
 - 16 M. P. Johansson, V. R. I. Kaila and D. Sundholm, Ab Initio, Density Functional Theory, and Semi-Empirical Calculations, in *Biomolecular Simulations. Methods in Molecular Biology (Methods and Protocols)*, ed. L. Monticelli, E. Salonen, Humana Press, Totowa, NJ, 2013, vol 924, pp. 3–27, DOI: [10.1007/978-1-62703-017-5_1](https://doi.org/10.1007/978-1-62703-017-5_1).
 - 17 K. Xie, X. Li and T. Cao, Theory and Ab Initio Calculation of Optically Excited States—Recent Advances in 2D Materials, *Adv. Mater.*, 2021, (33), 1904306.
 - 18 P. Echenique and J. L. Alonso, A mathematical and computational review of Hartree–Fock SCF methods in quantum chemistry, *Mol. Phys.*, 2007, **105**(23–24), 3057–3098.
 - 19 J. Schmidt, M. R. G. Marques, S. Botti and M. A. L. Marques, Recent advances and applications of machine learning in solid-state materials science, *npj Comput. Mater.*, 2019, **5**, 83.
 - 20 J. Neugebauer and T. Hickel, Density functional theory in materials science, *Wiley Interdiscip. Rev.: Comput. Mol. Sci.*, 2013, **3**, 438–448.
 - 21 J. Hafner, C. Wolverton and G. Ceder, Toward Computational Materials Design: The Impact of Density Functional Theory on Materials Research, *MRS Bull.*, 2006, (31), 659–668.
 - 22 Y. Saito, The Monte Carlo simulation of microstructural evolution in metals, *Mater. Sci. Eng., A*, 1997, **223**, 114–124.
 - 23 Y. Peng, S. Wang, Y. Zhang and Y. Gao, Simulation and Application of Molecular Dynamics in Materials Science, *Adv. Mater. Res.*, 2012, **572**, 232–236.
 - 24 E. van der Giessen, *et al.*, Roadmap on multiscale materials modeling, *Modell. Simul. Mater. Sci. Eng.*, 2020, **28**, 043001.
 - 25 L. Himanen, A. Geurts, A. S. Foster and P. Rinke, Data-Driven Materials Science: Status, Challenges, and Perspectives, *Adv. Sci.*, 2019, (6), 1900808.
 - 26 X. Sha, *et al.*, Artificial Intelligence to Power the Future of Materials Science and Engineering, *Adv. Intell. Syst.*, 2020, (2), 1900143.
 - 27 B. L. DeCost, *et al.*, Scientific AI in materials science: a path to a sustainable and scalable paradigm, *Mach. Learn.: Sci. Technol.*, 2020, **1**, 033001.
 - 28 C.-J. Yu, Advances in modelling and simulation of halide perovskites for solar cell applications, *J. Phys.: Energy*, 2019, **1**, 022001.
 - 29 A. O. Osikoya, O. Parlak, N. A. Murugan, E. D. Dikio, H. Moloto, L. Uzun, A. P. F. Turner and A. Tiwari, Acetylene-sourced CVD-synthesised catalytically active graphene for electrochemical biosensing. Acetylene-sourced CVD-synthesised catalytically active graphene for electrochemical biosensing, *Biosens. Bioelectron.*, 2017, **89**, 496–504.
 - 30 M. Ashaduzzaman, *et al.*, Studies on an on/off-switchable immunosensor for troponin T, *Biosens. Bioelectron.*, 2015, **73**, 100–107.
 - 31 O. Parlak, *et al.*, Programmable bioelectronics in a stimuli-encoded 3D graphene interface, *Nanoscale*, 2016, **8**, 9976–9981.
 - 32 S. Zeng, *et al.*, Computer Simulations on a pH-Responsive Anticancer Drug Delivery System Using Zwitterion-Grafted Polyamidoamine Dendrimer Unimolecular Micelles, *Langmuir*, 2021, **37**(3), 1225–1234.
 - 33 G. R. Schleder, A. C. M. Padilha, C. M. Acosta, M. Costa and A. Fazzio, From DFT to machine learning: recent approaches to materials science—a review, *J. Phys.: Mater.*, 2019, **2**(3), 032001.
 - 34 A. R. Oganov, C. J. Pickard, Q. Zhu and R. J. Needs, Structure prediction drives materials discovery, *Nat. Rev. Mater.*, 2019, **4**, 331–348.
 - 35 G. M. Odegard, T. S. Gates, L. M. Nicholson and K. E. Wise, Equivalent continuum modeling of nanostructured materials, *Compos. Sci. Technol.*, 2002, **62**, 1869–1880.
 - 36 N. M. Ghoniemy, E. P. Busso, N. Kioussis and H. Huang, Multiscale modelling of nanomechanics and micromechanics: an overview, *Philos. Mag.*, 2003, **83**(31–34), 3475–3528.
 - 37 J. D. Lee, X. Wang and Y. Chen, Multiscale Computation for Nano/Micromaterials, *J. Eng. Mech.*, 2009, **135**(3), 192–202.
 - 38 K. Yang, C. Oses and S. Curtarolo, Modeling Off-Stoichiometry Materials with a High-Throughput Ab-Initio Approach, *Chem. Mater.*, 2016, **28**(18), 6484–6492.
 - 39 J. Wang, Y. Ueda, H. Murakawa, M. G. Yuan and H. Q. Yang, Improvement in numerical accuracy and stability of 3-D FEM analysis in welding, *Weld. J.*, 1996, 129–134.
 - 40 P. Patra, V. S. Seesala, S. R. Soni, R. K. Roy, S. Dhara, A. Ghosh, N. Patra and S. Pal, Biopolymeric pH-responsive fluorescent gel for *in vitro* and *in vivo* colon specific delivery of metronidazole and ciprofloxacin, *Eur. Polym. J.*, 2019, **114**, 255–264.
 - 41 R. A. Friesner, *Ab initio* quantum chemistry: Methodology and applications, *Proc. Natl. Acad. Sci. U. S. A.*, 2005, **102**(19), 6648–6653.
 - 42 G. Tirimbò and B. Baumeier, *Ab initio* modeling of excitons: from perfect crystals to biomaterials, *Adv. Phys.: X*, 2021, **6**, 1, DOI: [10.1080/23746149.2021.1912638](https://doi.org/10.1080/23746149.2021.1912638).
 - 43 E. H. Lieb, Density functionals for coulomb systems, *Int. J. Quantum Chem.*, 1983, **24**, 243–277, DOI: [10.1002/qua.560240302](https://doi.org/10.1002/qua.560240302).
 - 44 A. Zhou, A mathematical aspect of Hohenberg-Kohn theorem, *Sci. China Math.*, 2019, **62**, 63–68.
 - 45 S. Nasiri, *et al.*, Treating the motion of nuclei and electrons in atomic and molecular quantum mechanical calculations on an equal footing: Non-Born-Oppenheimer quantum chemistry, *Adv. Quantum Chem.*, 2020, **81**, 143–166.
 - 46 H. G. Hiscock and A. J. W. Thom, Holomorphic Hartree–Fock Theory and Configuration Interaction, *J. Chem. Theory Comput.*, 2014, **10**, 4795–4800.
 - 47 A. D. Putri, B. Tri Murti, S. Kanchi, M. I. Sabela, K. Bisetty, A. Tiwari, Inamuddin and A. M. Asiri, Computational studies on the molecular insights of aptamer induced



- poly(*N*-isopropylacrylamide)-*graft*-graphene oxide for on/off-switchable whole-cell cancer diagnostics, *Sci. Rep.*, 2019, **9**, 7873.
- 48 J. E. Saal, S. Kirklin, M. Aykol, B. Meredig and C. Wolverton, Materials Design and Discovery with High-Throughput Density Functional Theory: The Open Quantum Materials Database (OQMD), *JOM*, 2013, **65**(11), 1501–1509.
 - 49 A. Jain, Y. Shin and K. A. Persson, Computational predictions of energy materials using density functional theory, *Nat. Rev. Mater.*, 2016, **1**, 15004.
 - 50 X. Wu, F. Kang, W. Duan and J. Li, Density functional theory calculations: A powerful tool to simulate and design high-performance energy storage and conversion materials, *Prog. Nat. Sci.: Mater. Int.*, 2019, **29**(3), 247–255.
 - 51 J. Greeley, T. F. Jaramillo, J. Bonde, I. B. Chorkendorff and J. K. Nørskov, Computational high-throughput screening of electrocatalytic materials for hydrogen evolution, *Nat. Mater.*, 2006, **5**, 909–913.
 - 52 C. Wolverton, D. J. Siegel, A. R. Akbarzadeh and V. Ozolins, Discovery of novel hydrogen storage materials: an atomic scale computational approach, *J. Phys.: Condens. Matter*, 2008, **20**, 064228.
 - 53 A. Hospital, J.-R. Goñi, M. Orozco and J.-L. Gelpi, Molecular dynamics simulations: advances and applications, *Adv. Appl. Bioinf. Chem.*, 2015, **8**, 37–47.
 - 54 K. Choudhary, *et al.*, High-throughput Identification and Characterization of Two-dimensional Materials using Density functional theory, *Sci. Rep.*, 2017, **7**, 5179, DOI: [10.1038/s41598-017-05402-0](https://doi.org/10.1038/s41598-017-05402-0).
 - 55 W. Thiel, Semiempirical Methods, Modern Methods and Algorithms of Quantum Chemistry, Proceedings, *NIC Series*, ed. J. Grotendorst, John von Neumann Institute for Computing, Julich, 2nd edn, 2000, vol. 3, pp. 261–283, ISBN 3-00-005834-6.
 - 56 M. O. Steinhauser, Multiscale Computational Materials Science, in *Computational Multiscale Modeling of Fluids and Solids*, Springer, Berlin, Heidelberg, 2017.
 - 57 J. Meller, Molecular Dynamics, *Encyclopedia of life science*, Nature Publishing Group, 2001.
 - 58 M. C. Zwier and L. T. Chong, Reaching biological time-scales with all-atom molecular dynamics simulations, *Curr. Opin. Pharmacol.*, 2010, **10**(6), 745–752.
 - 59 C. J. Roy, Review of code and simulation verification procedures for computational simulation, *J. Comput. Phys.*, 2005, **205**, 131–156.
 - 60 M. Murugesan and D. W. Jung, Johnson Cook Material and Failure Model Parameters Estimation of AISI-1045 Medium Carbon Steel for Metal Forming Applications, *Materials*, 2019, **12**(4), 609.
 - 61 J. C. Osorio-Pinzon, S. Abolghasem and J. P. Casas-Rodriguez, Predicting the Johnson Cook constitutive model constants using temperature rise distribution in plane strain machining, *Int. J. Adv. Manuf. Technol.*, 2019, 1–16.
 - 62 M. O. Robbins and M. H. Müser Johannes, *Computer Simulations of Friction, Lubrication, and Wear*, CRC Press LLC, 2001.
 - 63 I. Montava, R. Irles, J. Segura, J. M. Gadea and E. Juliá, Numerical Simulation of Steel Reinforced Concrete (SRC) Joints, *Metals*, 2019, **9**(2), 131.
 - 64 J. Sliseris, L. Yan and B. Kasal, Numerical Simulation and Experimental Verification of Hollow and Foam-Filled Flax-Fabric-Reinforced Epoxy Tubular Energy Absorbers Subjected to Crashing, *Mech. Compos. Mater.*, 2017, **53**(4), 487–496.
 - 65 M. Guida, F. Marulo and S. Abrate, Advances in crash dynamics for aircraft safety, *Prog. Aerosp. Sci.*, 2018, **98**, 106–123.
 - 66 T. M. Dieb, S. Ju, K. Yoshizoe, Z. Hou, J. Shiomi and K. Tsuda, MDTs: automatic complex materials design using Monte Carlo tree search, *Sci. Technol. Adv. Mater.*, 2017, **18**(1), 498–503.
 - 67 K. Binder, Atomistic modeling of materials properties by Monte Carlo Simulation, *Adv. Mater.*, 1992, **4**(9), 540–547.
 - 68 S. A. Adcock and J. A. McCammon, Molecular Dynamics: Survey of Methods for Simulating the Activity of Proteins, *Chem. Rev.*, 2006, **106**(5), 1589–1615.
 - 69 K. V. Zakharchenko, J. H. Los, M. I. Katsnelson and A. Fasolino, Atomistic simulations of structural and thermodynamic properties of bilayer graphene, *Phys. Rev. B: Condens. Matter Mater. Phys.*, 2010, **81**, 235439.
 - 70 Y. Nie, Z. Gu, Q. Zhou, Y. Wei, T. Hao, Y. Liu, R. Liu and Z. Zhou, Controllability of Polymer Crystal Orientation Using Heterogeneous Nucleation of Deformed Polymer Loops Grafted on Two-Dimensional Nanofiller, *J. Phys. Chem. B*, 2017, **121**(27), 6685–6690.
 - 71 Y. Nie, R. Zhang, K. Zheng and Z. Zhou, Nucleation details of nanohybrid shish-kebabs in polymer solutions studied by molecular simulations, *Polymer*, 2015, **76**, 1–7.
 - 72 Z.-Z. Gu, R. Yang, J. Yang, X.-Y. Qiu, R.-J. Liu, Y. Liu, Z. Zhou and Y. Nie, Dynamic Monte Carlo simulations of effects of nanoparticle on polymer crystallization in polymer solutions, *Comput. Mater. Sci.*, 2018, **147**, 217–226.
 - 73 G. J. Wagner and W. K. Liu, Coupling of atomistic and continuum simulations using a bridging scale decomposition, *J. Comput. Phys.*, 2003, **190**, 249–274.
 - 74 J. Kolorenč and L. Mitás, Applications of Quantum Monte Carlo Methods in Condensed Systems, *Rep. Prog. Phys.*, 2001, **74**, 026502.
 - 75 M. A. Van de Walle and, Self-driven lattice-model Monte Carlo simulations of alloy thermodynamic properties and phase diagrams, *Modell. Simul. Mater. Sci. Eng.*, 2002, **10**, 521–538.
 - 76 K. Vanommeslaeghe, O. Guvench and A. D. J. MacKerell, Molecular Mechanics, *Curr. Pharm. Des.*, 2014, **20**(20), 3281–3292.
 - 77 X. Zhang, Y. Zhao and G. Lu, Recent development in quantum mechanics/molecular mechanics modeling for materials, *Int. J. Multiscale Comput. Eng.*, 2012, **10**(1), 65–82.
 - 78 A. Genoese, A. Genoese, N. L. Rizzi and G. Salerno, Buckling Analysis of Single-Layer Graphene Sheets Using Molecular Mechanics, *Front. Mater.*, 2019, **6**, 26.



- 79 S. P. Timoshenko and J. M. Gere, *Theory of Elastic Stability*, McGraw-Hill, New York, NY, 1963.
- 80 T. Chang and H. Gao, Size-dependent elastic properties of a single-walled carbon nanotube via a molecular mechanics model, *J. Mech. Phys. Solids*, 2003, **51**(6), 1059–1074.
- 81 R. Rafiee and R. M. Moghadam, On the modeling of carbon nanotubes: a critical review, *Composites, Part B*, 2014, **56**, 435–449.
- 82 W. Humphrey, A. Dalke and K. Schulten, VMD: Visual molecular dynamics, *J. Mol. Graphics*, 1996, **14**(1), 33–38.
- 83 C. Massobrio and P. Blandin, Classical and First Principles Molecular Dynamics Simulations in Material Science: Application to Structural and Dynamical Properties of Free and Supported Clusters, in *Stability of Materials. NATO ASI Series (B: Physics)*, ed. A. Gonis, P. E. A. Turchi and J. Kudrnovský, Springer, Boston, MA, 1996, p. 355.
- 84 A. Torchi, D. Bochicchio and G. M. Pavan, How the Dynamics of a Supramolecular Polymer Determines Its Dynamic Adaptivity and Stimuli-Responsiveness: Structure–Dynamics–Property Relationships from Coarse-Grained Simulations, *J. Phys. Chem. B*, 2018, **122**(14), 4169–4178.
- 85 M. Bauchy, Deciphering the atomic genome of glasses by topological constraint theory and molecular dynamics: A review, *Comput. Mater. Sci.*, 2019, **159**, 95–102.
- 86 M. Ashaduzzaman, S. R. Deshpande, N. A. Murugan, Y. K. Mishra, A. P. F. Turner and A. Tiwari, On/off-switchable LSPR nano- immunoassay for troponin-T, *Sci. Rep.*, 2017, **7**, 44027.
- 87 J. Liang, R. Tcygana and T. Malam, Molecular dynamics simulation of the structure and properties of lithium phosphate glasses, *J. Non-Cryst. Solids*, 2000, **263 & 264**, 167–179.
- 88 V. Yamakov, D. Wolf, S. R. Phillpot, A. K. Mukherjee and H. Gleiter, Dislocation processes in the deformation of nanocrystalline aluminium by molecular-dynamics simulation, *Nat. Mater.*, 2002, **1**, 45–49.
- 89 V. A. Bershtein, L. M. Egorova, P. N. Yakushev, P. Pissis, P. Sysel and L. Brozova, Molecular dynamics in nanostructured polyimide–silica hybrid materials and their thermal stability, *J. Polym. Sci., Part B: Polym. Phys.*, 2002, **40**(10), 1056–1069.
- 90 J. Du, L. Kokou, J. L. Rygel, Y. Chen, C. G. Pantano, R. Woodman and J. Belcher, Structure of Cerium Phosphate Glasses: Molecular Dynamics Simulation, *J. Am. Ceram. Soc.*, 2011, **94**(8), 2393–2401.
- 91 M. Montorsi, G. Broglia and C. Mugoni, Structural Insight into Transition Metal Oxide Containing Glasses by Molecular Dynamic Simulations, in *Molecular Dynamics Simulations of Disordered Materials. Springer Series in Materials Science*, ed. C. Massobrio, J. Du, M. Bernasconi and P. Salmon, Springer, Cham, 2015, p. 215.
- 92 L. Vitos, *Computational quantum mechanics for materials engineers: the EMT0 method and applications*, *Engineering Materials and Processes*, Springer-Verlag London, Limited, 2007, ISBN-13: 9781846289507.
- 93 T. Belytschko, R. Gracie and G. Ventura, A review of extended/generalized finite element methods for material modeling, *Modell. Simul. Mater. Sci. Eng.*, 2009, **17**, 043001.
- 94 T. Belytschko, W. Liu and B. Moran, *Nonlinear Finite Elements for Continua and Structures*, John Wiley & Sons, 2001.
- 95 R. D. Cook, D. S. Malkus and M. E. Plesha, *Concepts and Applications of Finite Element Analysis*, John Wiley & Sons, 1989.
- 96 S. P. Xiao and T. Belytschko, A bridging domain method for coupling continua with molecular dynamics, *Comput. Methods Appl. Mech. Eng.*, 2004, **193**, 1645–1669.
- 97 F. Roters, P. Eisenlohr, T. R. Bieler and D. Raabe, *Crystal Plasticity Finite Element Methods in Materials Science and Engineering*, WILEY-VCH Verlag GmbH & Co. KGaA Weinheim, 2010, ISBN 978-3-527-32447-7.
- 98 O. Oluwale, *Finite Element Modeling for Materials Engineers Using MATLAB*, Springer London Dordrecht Heidelberg New York, 2011, ISBN 978-0-85729-660-3.
- 99 J. Hohe, H. Paul and C. Beckmann, A probabilistic elasticity model for long fiber reinforced thermoplastics with uncertain microstructure, *Mech. Mater.*, 2018, **122**, 118–132.
- 100 F. Gottschalk, R. W. Scholza and B. Nowack, Probabilistic material flow modeling for assessing the environmental exposure to compounds: Methodology and an application to engineered nano-TiO₂ particles, *Environ. Model. Softw.*, 2010, **25**(3), 320–332.
- 101 F. F. Abraham, J. Q. Broughton, N. Bernstein and E. Kaxiras, Spanning the continuum to quantum length scales in a dynamic simulation of brittle fracture, *Europhys. Lett.*, 1998, **44**, 783–787.
- 102 E. B. Tadmor, M. Ortiz and R. Phillips, Quasicontinuum analysis of defects in solids, *Philos. Mag. A*, 1996, **73**, 1529–1563.
- 103 R. E. Rudd and J. Q. Broughton, Coarse-grained molecular dynamics and the atomic limit of finite elements, *Phys. Rev. B: Condens. Matter Mater. Phys.*, 1998, **58**, R5893–R5896.
- 104 H. S. Park and W. K. Liu, An introduction and tutorial on multiple-scale analysis in solids, *Comput. Methods Appl. Mech. Eng.*, **193**, 1733–1772.
- 105 S. Nikolov, M. Petrov, L. Lymperakis, M. Friák, C. Sachs, H.-O. Fabritius, D. Raabe and J. Neugebauer, Revealing the Design Principles of High-Performance Biological Composites Using Ab initio and Multiscale Simulations: The Example of Lobster Cuticle, *Adv. Mater.*, 2010, **22**, 519–526, DOI: [10.1002/adma.200902019](https://doi.org/10.1002/adma.200902019).
- 106 S. R. Kalidindi and M. De Graef, Materials Data Science: Current Status and Future Outlook, *Annu. Rev. Mater. Res.*, 2015, **45**, 171–193.
- 107 N. Huber, S. R. Kalidindi, B. Klusemann and C. J. Cyron, Editorial: Machine Learning and Data Mining in Materials Science, *Front. Mater.*, 2020, **7**, 51, DOI: [10.3389/fmats.2020.00051](https://doi.org/10.3389/fmats.2020.00051).
- 108 Dealing with data, *Nat. Mater.*, 2017, **16**, 1, DOI: [10.1038/nmat4841](https://doi.org/10.1038/nmat4841).



- 109 K. Rajan, Materials Informatics: The Materials “Gene” and Big Data, *Annu. Rev. Mater. Res.*, 2015, **45**, 153–169.
- 110 S. Leonelli, Scientific Research and Big Data, *The Stanford Encyclopedia of Philosophy*, ed. E. N. Zalta, Summer 2020 edn, May 29, 2020, <https://plato.stanford.edu/archives/sum2020/entries/science-big-data/>.
- 111 Y. Chaowei, H. Qunying, L. Zhenlong, L. Kai and H. Fei, Big Data and cloud computing: innovation opportunities and challenges, *Int. J. Digit. Earth*, 2017, **10**(1), 13–53, DOI: [10.1080/17538947.2016.1239771](https://doi.org/10.1080/17538947.2016.1239771).
- 112 R. K. Vasudevan, K. Choudhary and A. Mehta, *et al.*, Materials Science in the AI age: high-throughput library generation, machine learning and a pathway from correlations to the underpinning physics, *MRS Commun.*, 2020, **9**(3), DOI: [10.1557/mrc.2019.95](https://doi.org/10.1557/mrc.2019.95).
- 113 Y. Xu, *et al.*, Artificial intelligence: A powerful paradigm for scientific research, *The Innovation*, 2021, **2**, 100179.
- 114 J. Kimmig, S. Zechel and U. S. Schubert, Digital Transformation in Materials Science: A Paradigm Change in Material's Development, *Adv. Mater.*, 2021, **33**, 2004940, DOI: [10.1002/adma.202004940](https://doi.org/10.1002/adma.202004940).
- 115 B. Kaikhura, B. Gallagher and S. Kim, *et al.*, Reliable and explainable machine-learning methods for accelerated material discovery, *npj Comput. Mater.*, 2019, **5**, 108, DOI: [10.1038/s41524-019-0248-2](https://doi.org/10.1038/s41524-019-0248-2).
- 116 A. Suzuki, C. Shen and N. C. Kumar, Application of computational tools in alloy design, *MRS Bull.*, 2019, **44**, 247–251, DOI: [10.1557/mrs.2019.70](https://doi.org/10.1557/mrs.2019.70).
- 117 Q. Zhou, P. Tang, S. Liu, J. Pan, Q. Yan and S.-C. Zhang, Learning atoms for materials discovery, *Proc. Natl. Acad. Sci. U. S. A.*, 2018, **115**(28), E6411–E6417.
- 118 Z. Shi, E. Tsybalov, M. Dao, S. Suresh, A. Shapeev and J. Li, Deep elastic strain engineering of bandgap through machine learning, *Proc. Natl. Acad. Sci. U. S. A.*, 2018, **116**(10), 4117–4122.
- 119 X. Li, *et al.*, A Comparative Assessment of Six Machine Learning Models for Prediction of Bending Force in Hot Strip Rolling Process, *Metals*, 2020, **10**, 685, DOI: [10.3390/met10050685](https://doi.org/10.3390/met10050685).
- 120 S. Chibani and F. X. Coudert, Machine learning approaches for the prediction of materials properties, *APL Mater.*, 2020, **8**, 080701, DOI: [10.1063/5.0018384](https://doi.org/10.1063/5.0018384).
- 121 B. Meredig, Editorial: Five High-Impact Research Areas in Machine Learning for Materials Science, *Chem. Mater.*, 2019, **31**, 9579–9581.
- 122 D. Packwood, *et al.*, Machine Learning in Materials Chemistry: An Invitation, *Mach. Learn. Appl.*, 2022, **8**, 100265.
- 123 A. White, The materials genome initiative: One year on, *MRS Bull.*, 2012, **37**, 715–716.
- 124 J. F. Rodrigues, L. Florea and M. C. F. de Oliveira, *et al.*, Big data and machine learning for materials science, *Discovery Mater.*, 2021, **1**, 12, DOI: [10.1007/s43939-021-00012-0](https://doi.org/10.1007/s43939-021-00012-0).
- 125 A. Tiwari, Advanced Materials Research and Innovation Priorities for Accomplishing the Sustainable Development Goals, *Adv. Mater. Lett.*, 2021, **12**, 1–6, DOI: [10.5185/amlett.2021.061633](https://doi.org/10.5185/amlett.2021.061633).
- 126 S. A. M. Tofail, Additive manufacturing: scientific and technological challenges, market uptake and opportunities, *Mater. Today*, 2018, **21**, 22–37.
- 127 A. Jain, *et al.*, Research Update: The materials genome initiative: Data sharing and the impact of collaborative ab initio databases, *APL Mater.*, 2016, **4**, 053102, DOI: [10.1063/1.4944683](https://doi.org/10.1063/1.4944683).
- 128 A. A. Ashley, Big data are shaping the future of materials science, *MRS Bull.*, 2013, **38**, 594–595.
- 129 S. A. Schlueter, *Designing materials and devices to revolutionize and engineer the future of electronics and photonics through computationally led and data-driven approaches. Proceedings Volume 10639, Micro- and Nanotechnology Sensors, Systems, and Applications X; 106390B* (2018), DOI: [10.1117/12.2305496](https://doi.org/10.1117/12.2305496).
- 130 Boosting materials modelling, *Nat. Mater.*, 2016, **15**, 365, DOI: [10.1038/nmat4619](https://doi.org/10.1038/nmat4619).
- 131 A. Agrawal and A. Choudhary, Perspective: Materials informatics and big data: Realization of the “fourth paradigm” of science in materials science, *APL Mater.*, 2016, **4**(5), 053208.
- 132 A. Tiwari, Priority of Materials Research for Reaching Climate Neutrality Goals, *Adv. Mater. Lett.*, 2022, **13**, 22011683, DOI: [10.5185/amlett.2022.011683](https://doi.org/10.5185/amlett.2022.011683).

