

Cite this: *Chem. Sci.*, 2020, **11**, 12822

All publication charges for this article have been paid for by the Royal Society of Chemistry

Received 9th August 2020
Accepted 20th October 2020

DOI: 10.1039/d0sc04387g

rsc.li/chemical-science

A case of chain propagation: α -aminoalkyl radicals as initiators for aryl radical chemistry†

Timothée Constantin,^a Fabió Juliá,^a Nadeem S. Sheikh^b and Daniele Leonori^{a*}

The generation of aryl radicals from the corresponding halides by redox chemistry is generally considered a difficult task due to their highly negative reduction potentials. Here we demonstrate that α -aminoalkyl radicals can be used as both initiators and chain-carriers for the radical coupling of aryl halides with pyrrole derivatives, a transformation often employed to evaluate new highly reducing photocatalysts. This mode of reactivity obviates for the use of strong reducing species and was also competent in the formation of sp^2 C–P bonds. Mechanistic studies have delineated some of the key features operating that trigger aryl radical generation and also propagate the chain process.

Introduction

Aryl radicals are versatile synthetic intermediates for the assembly of sp^2 C–C and C–Y (Y = heteroatom) bonds.¹ Reactions like the Meerwein cyclization and arylation,² the Pschorr cyclization³ and the Gomber–Bachmann biphenyl synthesis⁴ are text-book examples of aryl radical reactivity and are still used in the assembly of high-value materials.⁵

Historically, aryl radicals have been generated by SET (single-electron transfer) reduction of aryl diazonium,⁶ iodonium⁷ and sulfonium salts⁸ or oxidation of benzoates⁹ (Scheme 1A). Despite their synthetic versatility, these substrates can sometimes be difficult to prepare or unstable or they might require forcing reaction conditions which has somewhat limited their application especially on large-scale settings.¹⁰

Aryl halides are a large class of stable and commercial building blocks, which are routinely used in synthetic chemistry through transition-metal-catalysed cross-coupling reactions. Aryl radical generation by SET reduction followed by heterolytic sp^2 C–X (X = halogen) bond fragmentation is feasible for substrates containing electron withdrawing groups (e.g. CN, NO₂...) but challenging for electron neutral/rich ones owing to their highly negative reduction potentials ($E_{red} < -2$ V vs. SCE). Nevertheless, recent work based on electrochemistry,¹¹ sulfoxylate radical anion chemistry,¹² organic super electron donors¹³ and photo-electrochemistry¹⁴ has successfully addressed some of these issues. Within the field of visible-light photoredox catalysis,¹⁵ targeting such negative reduction potentials has

been tackled using homoleptic Ir(III)-photocatalysts¹⁶ and organic dyes able of sequentially absorbing two photons,¹⁷ both in combination with excess of amines as sacrificial electron donors.

An alternative approach for aryl radical generation involves the homolytic sp^2 C–X bond cleavage *via* halogen-atom transfer (XAT) which has historically been achieved using tin radicals.¹⁸ Strategies based on silicon radicals¹⁹ have circumvented the use of toxic tin hydrides and more recently have been successfully exploited in metallaphotoredox manifolds, retrieving an increasingly renewed interest.²⁰

We have recently demonstrated that generating α -aminoalkyl radicals from alkylamines (A \rightarrow B) under photoredox catalysis represents an effective gateway to access alkyl and aryl radicals from the corresponding halides (Scheme 1B).²¹ In this reactivity, the highly nucleophilic α -aminoalkyl radical B homolytically activates the sp^3 or sp^2 C–X bond by XAT (B + C \rightarrow E) through a polarised transition state (D) stabilised by extensive charge-transfer character.

As part of our ongoing interest in exploring this activation mode, we recently questioned if α -aminoalkyl radical-mediated XAT could be leveraged to enable divergent arene functionalization under photoredox conditions. Our interest was mainly focused on the radical coupling of aryl halides with pyrrole derivatives, a benchmark transformation often used to assess the reductive ability of new photoredox catalysts.²² In these examples, the photocatalyst (either in the excited or the reduced state) triggers the SET reduction of the aryl halide, while stoichiometric amounts of amines are employed as sacrificial reductants. In general, the absence of the amine completely switches off the reactivity and other types of electron donors are either not discussed or not feasible. We were therefore intrigued by the possibility of establishing a mechanistically alternative approach where α -aminoalkyl radicals and XAT deliver the key

^aDepartment of Chemistry, University of Manchester, Manchester M13 9PL, UK. E-mail: daniele.leonori@manchester.ac.uk; Web: https://leonoriresearchgroup.com

^bDepartment of Chemistry, College of Science, King Faisal University, P. O. Box 400, Al-Ahsa 31982, Saudi Arabia

† Electronic supplementary information (ESI) available. See DOI: 10.1039/d0sc04387g

aryl radicals thus bypassing the need for strongly reducing photocatalysts. Herein we report the successful implementation of this proposal which demonstrates how photoredox catalysis and α -aminoalkyl radical chemistry can be used to generate and explore the reactivity of aryl radicals in chain propagating manifolds (Scheme 1C).

Results and discussion

Mechanistic considerations

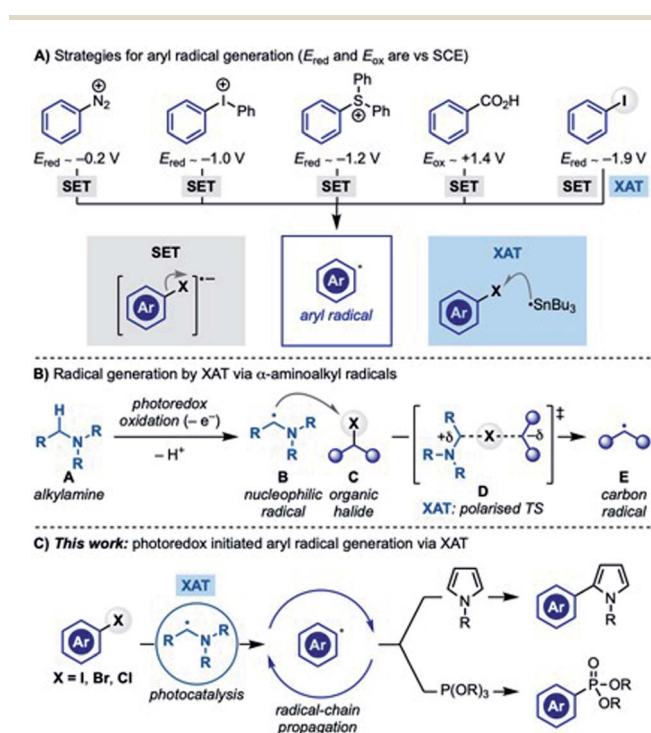
We initially questioned whether photoredox catalysis could be used to generate α -aminoalkyl radicals to enable C–H arylation of electron rich heteroarenes with aryl halides. Our interest in exploring this reactivity stem from preliminary results demonstrating that coupling between 4-acetyl-iodobenzene with *N*-Me-pyrrole (**1** + **2** \rightarrow **3**) was efficiently achieved using 4CzIPN as the photocatalyst, *n*-Bu₃N as the amine and KH₂PO₄ as the base in DMSO–H₂O under blue light irradiation (Scheme 2A). We were initially puzzled by this experimental outcome as we recognized an inherent chemical reactivity issue that should have thwarted product formation. As shown in Scheme 2B, the reductive-quenching photoredox cycle required for α -aminoalkyl radical generation (*n*-Bu₃N \rightarrow **B1**) followed by XAT (**B1** + **1** \rightarrow **E1** + **F1**) and radical addition to pyrrole (**E1** + **2** \rightarrow **E2**) generates a redox imbalance as it requires the simultaneous oxidation of 4CzIPN^{•–} and the intermediate **E2**. This should disfavour a mechanism based on a closed photoredox system and, as a result, hamper catalysis.

We therefore considered a different mechanistic scenario where photoredox catalysis would serve, through the generation

of **B1**, as initiation step for a radical-chain propagating system (Scheme 2C).²³ This proposed reactivity hinged however on the ability of the electron rich 5 π -radical **E2** to regenerate the aryl radical **E1** by reaction with **1**. While this mechanistic possibility has not been considered in the analysis of previous radical arylation processes, we were intrigued by the fact that **E2** is electron rich and, crucially, also an extended aminoalkyl radical. Hence, we postulated that it might be able to participate in XAT (or SET) events with **1**. Two major mechanistic aspects became a focal point: (1) which is the species involved in the key C–X activation step and (2) whether a radical propagation pathway could be operative.

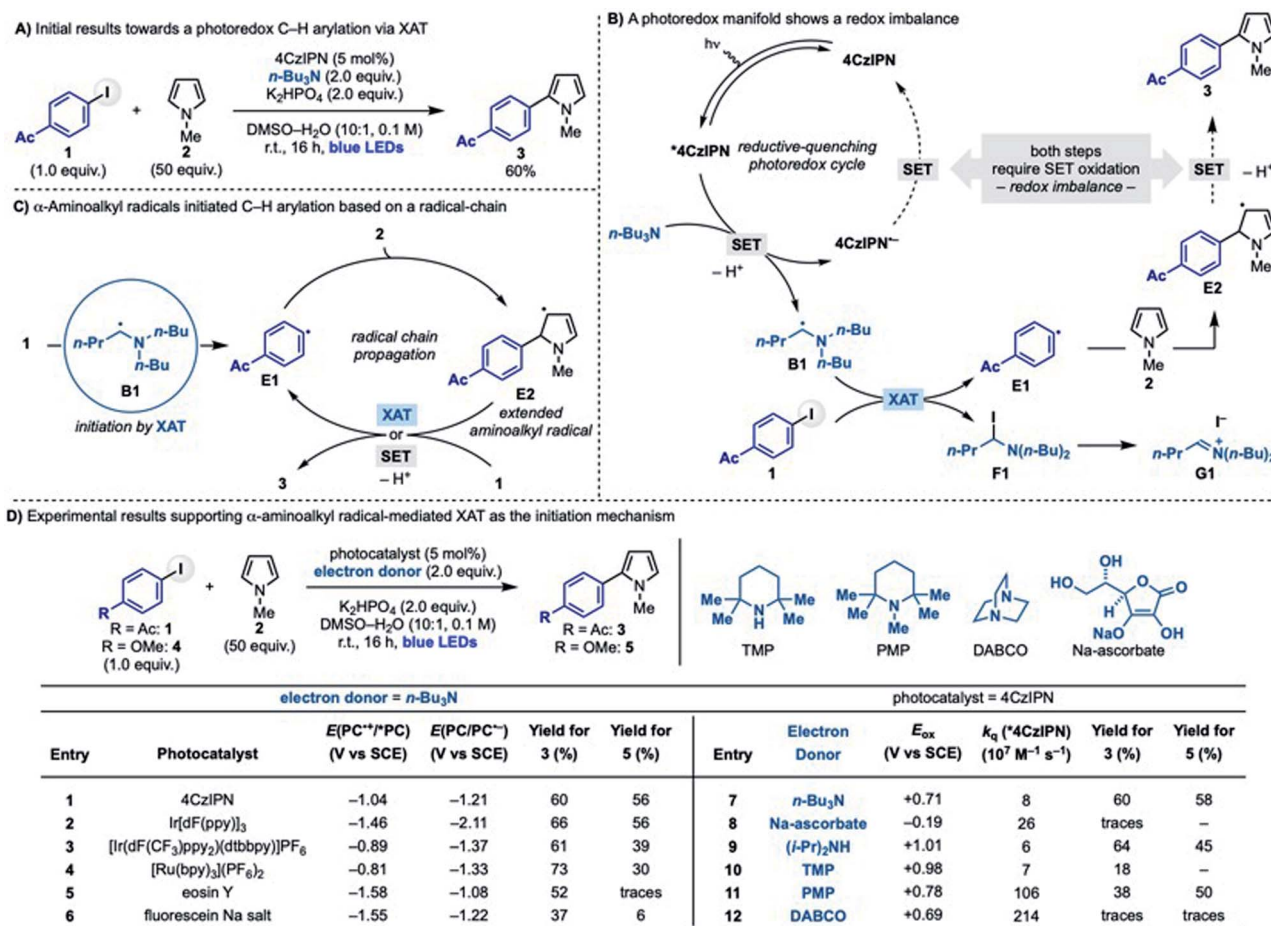
The initiation process. In order to confirm the key involvement of α -aminoalkyl radical-mediated XAT as initiation step we conducted a series of control experiments using 4-acetyl-iodobenzene **1** and 4-methoxy-iodobenzene **4** as model for electron poor and electron rich aryl iodides, respectively (Scheme 2D). (1) First of all, 4CzIPN was chosen as photocatalyst because, in contrast to strongly reducing systems, it should not be able to promote direct SET reduction of **1** and **4** (**1**: $E_{\text{red}} = -1.64$ V vs. SCE and **4**: $E_{\text{red}} = -2.17$ V vs. SCE)²⁴ according to its reduced and excited-state oxidation potentials (Scheme 2D, entry 1). (2) In agreement with our mechanistic hypothesis, any visible light-excited photocatalyst able to oxidise *n*-Bu₃N ($E_{\text{ox}} = +0.71$ V vs. SCE) should enable reactivity and indeed useful formation of **3** and **5** was obtained with a broad range of systems (Scheme 2D, entries 2–6). (3) Further evidence for the key role of α -aminoalkyl radicals as initiators was obtained by replacing *n*-Bu₃N with other electron donors. Sodium ascorbate is a commonly used sacrificial reductants in photoredox catalysis,²⁵ but failed to provide products formation (Scheme 2D, entry 8). Other amines were evaluated and, while all efficiently quench *4CzIPN, they were successful as long as they contained α -sp³ C–H bonds required for α -aminoalkyl radical generation (Scheme 2D, compare entries 9 and 11 with 10 and 12). Overall, these experimental results support the formation and the involvement of α -aminoalkyl radicals as the key element for the activation of the sp² C–I bonds and the initiation of the radical-chain propagation.

The radical-chain propagation. In order to obtain more information on the feasibility of the chain process two more experiments were performed using iodide **1** and pyrrole **2** (Scheme 3A). Firstly, we evaluated the use of sub-stoichiometric amounts of amine and obtained efficient reactivity with as little as 5 mol% *n*-Bu₃N, while no reaction was observed when the amine was omitted (Scheme 3A).²⁴ Second, we decided to identify photocatalyst-free conditions for aryl radical generation in order to exclude the presence of any potential reductant. We started evaluating several electron rich species with the hope of forming an EDA (electron donor–acceptor) complex²⁶ with **1** and identified Ph₂NPMP (PMP = *p*-MeO-Ph), as optimum due to the appearance of an absorbance tail in the visible range ($\lambda_{\text{max}} \sim 450$ nm) in **6**.²⁴ In order to exclude a purely EDA-based photochemical reactivity, we performed this reaction using 20 mol% of amine. In line with our mechanistic hypothesis, blue light irradiation triggered a photoinduced SET leading to the formation of the corresponding aryl radical **E1**. This provided,



Scheme 1 Most common approaches for aryl radical generation and this work.



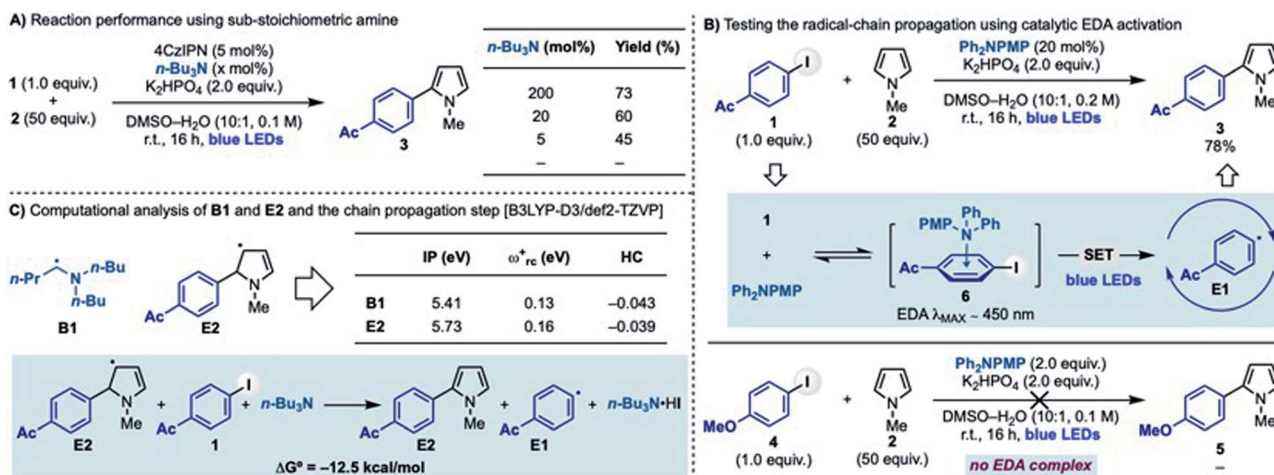


Scheme 2 (A) Initial results on the radical addition of iodide 1 to pyrrole 2. (B) Mechanistic analysis of a photoredox manifold reveals a redox imbalance. (C) Mechanism based on a radical-chain propagation. (D) Control experiments supporting initiation by α-aminoalkyl radicals.

through a chain-process, 3 in high yield. It is important to note that this EDA-initiated radical coupling is restricted to electron poor aryl iodides as demonstrated when attempting the coupling using electron rich iodide 4. In this case, EDA

complexation was not observed (even increasing the amounts of Ph₂NMP to 2.0 equiv.) which resulted in no product formation.

The stabilised 5π-radical E2 is the key intermediate enabling aryl radical regeneration in the proposed chain-propagating



Scheme 3 (A) Impact of the *n*-Bu₃N stoichiometry on the radical coupling between 1 and 2. (B) Radical couplings via EDA. (C) Computational studies on key properties of α-aminoalkyl radical (B1) and extended aminoalkyl radical (E2) and the thermodynamic feasibility of the chain propagation step. PMP = *p*-OMe–C₆H₄.



process. As mentioned earlier, the reaction between **E2** and an aryl iodide can be considered to go *via* XAT (or SET). To further support this hypothesis, we have conducted preliminary computational studies (Scheme 3C). Our results support the hypothesis that α -aminoalkyl radical **B1** and 5π -radical **E2** should display similar reactivity by virtue of their very similar electronic features. In particular, the close values obtained for their ionization potential (IP), global electrophilicity (ω_{rc}^+) and Hirshfeld charge (HC) demonstrate **E2** is a highly nucleophilic radical that could therefore participate in XAT processes and benefit from related polar effects in the transition state. It is however important to note that due to the high-degree of charge transfer in XAT processes, a SET between **E2** and the aryl iodide might be operative in the case of highly electron poor systems (e.g. 4-NO₂-iodobenzene). Moreover, the overall reaction leading to the aryl radical regeneration ($\text{E2} + \mathbf{1} + n\text{-Bu}_3\text{N} \rightarrow \mathbf{3} + \text{E1} + n\text{-Bu}_3\text{N}\cdot\text{HI}$) was found to be feasible according to the exothermic ΔG° energy of this step.²⁴

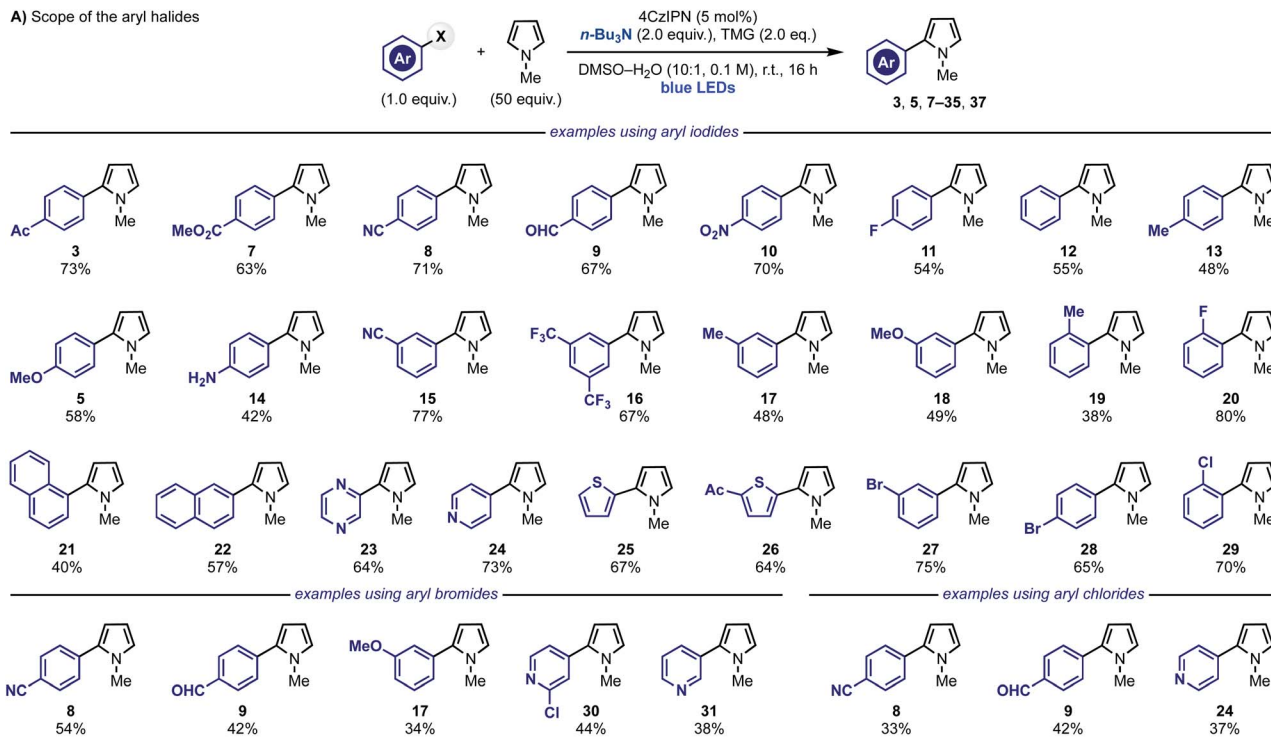
Taken together, these experimental and computational results support the feasibility of a radical chain propagation as the operating mechanism in these radical coupling reactions. Furthermore, we believe the ability of this α -aminoalkyl radicals-mediated strategy to activate both electron rich and electron poor aryl iodides exemplifies its versatility as initiation mode for aryl radical-based chain propagations.

In order to have more insights on the extent of the chain propagation we determined the quantum yield for the reaction between **1** and **2** to give **3** under standard conditions. This analysis provided $\Phi = 0.37$. Such a moderate value can be rationalised with the process being supported by either short-lived radical chain propagations or, as demonstrated by Scaiano,²⁷ an inefficient initiation process.²⁸

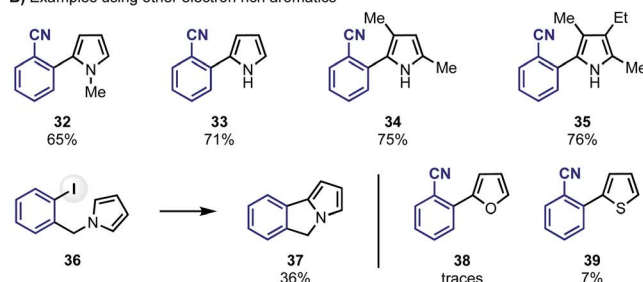
Substrate scope

After identifying optimal reaction conditions, we explored the scope of the transformation by evaluating different aryl halides (Scheme 4A). Aryl iodides substituted with electron withdrawing

A) Scope of the aryl halides



B) Examples using other electron rich aromatics



C) Radical properties

	E3 R = H	E4 R = CN	H1 R = H	H2 R = CN	J1 R = H	J2 R = CN
IP (eV)	5.73	5.99	6.51	6.81	6.55	6.65
ω_{rc}^+ (eV)	0.16	0.17	0.26	0.26	0.30	0.32
HC	−0.039	−0.030	−0.021	−0.012	−0.012	−0.012

Scheme 4 (A) Scope of the radical coupling between pyrrole **2** and aryl iodides, bromides and chlorides. (B) Scope of the heteroaromatics. (C) Computational studies of different 5π -radicals.



groups at the *para*-position reacted in good to high yields (**3**, **7**–**11**). More challenging electron-neutral substrates as well as the ones equipped with electron-donating groups, which are elusive in some redox-based approaches, reacted well delivering the desired 2-aryl-pyrroles in good yields (**11**, **13** and **5**). Pleasingly, the reaction was also tolerant of polar functional groups such as free anilines (**14**) thus showcasing high chemoselectivity. The effect of the substituent position was also evaluated using *meta*- or *ortho*-substituted rings. Little difference in yields were observed for both *meta*- (**15**–**18**) and *ortho*-substituted (**18**, **19**, **29** and **32**) aryl halides in comparison with their *para*-functionalised counterparts. Other aryl iodides like 1- and 2-iodonaphthalenes, 2-iodo-pyrazine, 4-iodo-pyridine and 2-iodothiophenes were also suitable substrates for the transformation giving **21**–**26** in moderate to good yields. Furthermore, the weaker nature of sp^2 C–I bonds compared to sp^2 C–Br/Cl bonds meant that aryl iodides could be selectively functionalised in the presence of sp^2 C–Br and C–Cl bonds (**28** and **29**).

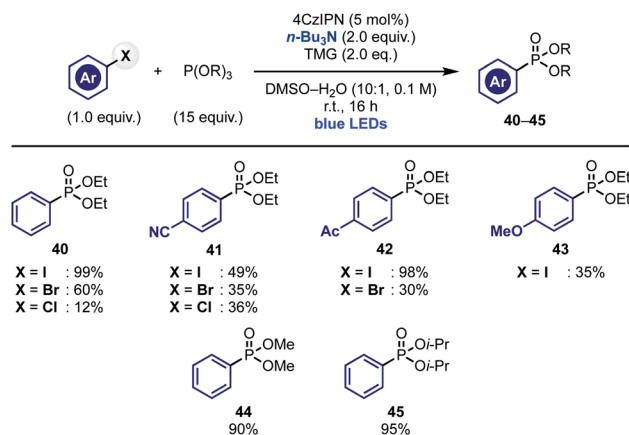
This strategy was also extended to (hetero-)aryl bromides (**8**, **9**, **30** and **31**) and even weakly electron-rich aryl bromides (**17**) which are often challenging substrates. Consistently with the trend observed in the aryl iodide scope, electron-poor systems gave higher yields than the electron-rich ones. Electron-deficient aryl chlorides were also tested and they could be engaged in this reactivity albeit in moderate conversions (**8**, **9** and **24**).

Having evaluated the scope around the aryl halide partner we decided to investigate other electron rich aromatics (Scheme 4B). *o*-CN-iodobenzene displayed good reactivity with **2** (to give **32**) and could also be used for the C-2 arylation of unprotected pyrrole (**33**) as well as poly-substituted derivatives (**34** and **35**) including the highly-hindered cryptopyrrole. Furthermore, we also evaluated the possibility to render these reactions intramolecular, which was successfully achieved by preparing **36** that provided the tricyclic heterocycle **37**.

While this approach enables the efficient C-2 arylation of pyrrole and its derivatives, we did not succeed in extending it to other electron rich heteroaromatics like furan (**38**) and thiophene (**39**). We were initially surprised by this lack of reactivity especially considering (1) the lower degree of aromaticity of these systems²⁹ and (2) their successful engagement in radical arylations based on diazonium precursors.³⁰ We propose that these failed reactions are a clear manifestation of the intrinsic reactivity difference between α -N *vs.* α -O/S- 5π -radical intermediates **E** *vs.* **H–J**. The latter species should be less nucleophilic and therefore radical-chain propagation might now be hampered by their lower ability to regenerate the key aryl radical by XAT/SET. Indeed, computational analysis of **H1,2** and **J1,2** demonstrated their attenuated nucleophilic character which is in line with our working hypothesis (Scheme 4C).^{24,31}

Expanding α -aminoalkyl radicals initiation to phosphonylation

Our current mechanistic understanding of these radical arylations suggests that α -aminoalkyl radical-mediated XAT can serve as initiation step to access chain propagations where “in



Scheme 5 XAT-initiated radical chain phosphonylation of aryl halides.

cycle” aryl radical re-generation is possible. To test the validity of this hypothesis, we decided to extend this concept to other arene-functionalization processes. We were particularly interested by recent reports demonstrating the ability of the ethyl radical to act as chain carrier species.³² We therefore decided to evaluate the ability of α -aminoalkyl radicals to initiate the sp^2 phosphonylation of aryl halides with trialkyl phosphites.^{17b,22a,33} We were hopeful that upon XAT-initiated aryl radical generation and addition to the phosphite, the resulting P-radical intermediate would undergo a thermodynamically driven β -scission resulting in the formation of a strong P=O bond and an ethyl radical that could continue the chain propagation by reacting with the aryl halide.

Pleasingly, exposure of aryl iodides and several phosphites [$P(OEt)_3$, $P(OMe)_3$ and $P(Oi-Pr)_3$] to conditions identical to the ones developed for pyrrole arylation provided the desired phosphonates **40**–**45** in good to moderate yield (Scheme 5). It is worth mentioning that this reactivity enabled engagement of both electron poor and electron rich substrates and could be extended, albeit with lower chemical yields, to aryl bromides and, in the case of substrates with electron withdrawing groups, also to aryl chlorides.

Conclusions

We have reported here that the photoredox generation of α -aminoalkyl radicals can be used as initiation step for the development of aryl-radical-based chain propagations. This approach by-passes the requirement for strongly reducing photocatalysts if an appropriate chain-carrier radical species is generated. In the case of the coupling with pyrroles, these results point for a unique ability of aminoalkyl radicals to participate as both initiators and then chain carriers owing to their high nucleophilicity. In light of these results, we suggest that this alternative mechanism should be taken in consideration when benchmarking new photoredox catalysts with the radical arylation of pyrroles in the presence of alkylamines.



We believe the results presented here demonstrate that XAT-based aryl radical generation using simple alkylamines and photocatalysis can be used as an entry point for radical chains and we expect that might be extended to other transformations.

Conflicts of interest

There are no conflicts to declare.

Acknowledgements

D. L. thanks EPSRC for a Fellowship (EP/P004997/1), and the European Research Council for a research grant (758427). We thank Dr Anne-Laure Barthelemy for help with the UV/Vis studies.

Notes and references

- G. Pratsch and M. R. Heinrich, *Top. Curr. Chem.*, 2012, **320**, 33–59.
- (a) D. P. Hari and B. König, *Angew. Chem., Int. Ed.*, 2013, **52**, 4734–4743; (b) A. L. J. Beckwith and G. F. Meijis, *J. Org. Chem.*, 1987, **52**, 1922–1930.
- D. F. DeTar, in *Organic Reactions*, 2011, pp. 409–462, DOI: 10.1002/0471264180.or009.07.
- J. J. Li, *Name Reactions: A Collection of Detailed Mechanisms and Synthetic Applications*, Springer, Berlin Heidelberg, 2006, pp. 267–268, DOI: 10.1007/3-540-30031-7_118.
- F.-X. Felpin and S. Sengupta, *Chem. Soc. Rev.*, 2019, **48**, 1150–1193.
- (a) C. Galli, *Chem. Rev.*, 1988, **88**, 765–792; (b) I. Ghosh, L. Marzo, A. Das, R. Shaikh and B. König, *Acc. Chem. Res.*, 2016, **49**, 1566–1577.
- (a) M. Hartmann, Y. Li, C. Mück-Lichtenfeld and A. Studer, *Chem. – Eur. J.*, 2016, **22**, 3485–3490; (b) D. Wang, F. Szillat, J. P. Fouassier and J. Lalevée, *Macromolecules*, 2019, **52**, 5638–5645.
- Á. Péter, G. J. P. Perry and D. J. Procter, *Adv. Synth. Catal.*, 2020, **362**, 2135–2142.
- X.-Q. Hu, Z.-K. Liu, Y.-X. Hou and Y. Gao, *iScience*, 2020, **23**, 101266.
- (a) A. A. Bondarev, E. V. Naumov, A. Z. Kassanova, E. A. Krasnokutskaya, K. S. Stankevich and V. D. Filimonov, *Org. Process Res. Dev.*, 2019, **23**, 2405–2415; (b) C. Schotten, S. K. Leprevost, L. M. Yong, C. E. Hughes, K. D. M. Harris and D. L. Browne, *Org. Process Res. Dev.*, 2020, **24**, 2336–2341.
- G. Sun, S. Ren, X. Zhu, M. Huang and Y. Wan, *Org. Lett.*, 2016, **18**, 544–547.
- F. Yu, R. Mao, M. Yu, X. Gu and Y. Wang, *J. Org. Chem.*, 2019, **84**, 9946–9956.
- (a) J. A. Murphy, S.-z. Zhou, D. W. Thomson, F. Schoenebeck, M. Mahesh, S. R. Park, T. Tuttle and L. E. A. Berlouis, *Angew. Chem., Int. Ed.*, 2007, **46**, 5178–5183; (b) D. S. Lee, C. S. Kim, N. Iqbal, G. S. Park, K.-s. Son and E. J. Cho, *Org. Lett.*, 2019, **21**, 9950–9953.
- (a) H. Kim, H. Kim, T. H. Lambert and S. Lin, *J. Am. Chem. Soc.*, 2020, **142**, 2087–2092; (b) N. G. W. Cowper, C. P. Chernowsky, O. P. Williams and Z. K. Wickens, *J. Am. Chem. Soc.*, 2020, **142**, 2093–2099.
- D. P. Hari, T. Hering and B. König, in *Visible Light Photocatalysis in Organic Chemistry*, pp. 253–281, DOI: 10.1002/9783527674145.ch8.
- (a) J. M. R. Narayannam and C. R. J. Stephenson, *Chem. Soc. Rev.*, 2008, **40**, 102; (b) J. D. Nguyen, E. M. D'Amato, J. M. R. Narayannam and C. R. J. Stephenson, *Nat. Chem.*, 2012, **4**, 854–859.
- (a) I. Ghosh, T. Ghosh, J. I. Bardagi and B. König, *Science*, 2014, **346**, 725–728; (b) R. S. Shaikh, S. J. S. Düsel and B. König, *ACS Catal.*, 2016, **6**, 8410–8414; (c) C. J. Zeman, S. Kim, F. Zhang and K. S. Schanze, *J. Am. Chem. Soc.*, 2020, **142**, 2204–2207.
- C. Chatgililoglu, in *Radicals in Organic Synthesis*, 2001, pp. 28–49, DOI: 10.1002/9783527618293.ch3.
- C. Chatgililoglu, C. Ferreri, Y. Landais and V. I. Timokhin, *Chem. Rev.*, 2018, **118**, 6516–6572.
- (a) C. Le, T. Q. Chen, T. Liang, P. Zhang and D. W. C. MacMillan, *Science*, 2018, **360**, 1010–1014; (b) J. J. Devery, J. D. Nguyen, C. Dai and C. R. J. Stephenson, *ACS Catal.*, 2016, **6**, 5962–5967; (c) D. J. P. Kornfilt and D. W. C. MacMillan, *J. Am. Chem. Soc.*, 2019, **141**, 6853–6858.
- (a) T. Constantin, M. Zanini, A. Regni, N. S. Sheikh, F. Juliá and D. Leonori, *Science*, 2020, **367**, 1021–1026; (b) R. K. Neff, Y.-L. Su, S. Liu, M. Rosado, X. Zhang and M. P. Doyle, *J. Am. Chem. Soc.*, 2019, **141**, 16643–16650; (c) J. Lalevée, D. Gimes, D. Bertin, B. Graff, X. Allonas and J. P. Fouassier, *Chem. Phys. Lett.*, 2007, **438**, 346–350.
- (a) I. Ghosh, R. S. Shaikh and B. König, *Angew. Chem., Int. Ed.*, 2017, **56**, 8544–8549; (b) M. Neumeier, D. Sampedro, M. Májek, V. A. de la Peña O'Shea, A. Jacobi von Wangelin and R. Pérez-Ruiz, *Chem. – Eur. J.*, 2018, **24**, 105–108; (c) S. O. Poelma, G. L. Burnett, E. H. Discekici, K. M. Mattson, N. J. Treat, Y. Luo, Z. M. Hudson, S. L. Shankel, P. G. Clark, J. W. Kramer, C. J. Hawker and J. Read de Alaniz, *J. Org. Chem.*, 2016, **81**, 7155–7160; (d) Z. Tang, J. Li, F. Lin, W. Bao, S. Zhang, B. Guo, S. Huang, Y. Zhang and Y. Rao, *J. Catal.*, 2019, **380**, 1–8; (e) R. Matsubara, T. Yabuta, U. Md Idros, M. Hayashi, F. Ema, Y. Kobori and K. Sakata, *J. Org. Chem.*, 2018, **83**, 9381–9390; (f) Z.-J. Li, S. Li, E. Hofman, A. Hunter Davis, G. Leem and W. Zheng, *Green Chem.*, 2020, **22**, 1911–1918.
- An additional chain-carrying step would involve XAT between E2 and F1. However, this process was determined to be highly endothermic²⁴
- See ESI† for more information.
- (a) J. Haimerl, I. Ghosh, B. König, J. Vogelsang and J. M. Lupton, *Chem. Sci.*, 2019, **10**, 681–687; (b) X. Guo and O. S. Wenger, *Angew. Chem., Int. Ed.*, 2018, **57**, 2469–2473.
- (a) G. E. M. Crisenza, D. Mazzarella and P. Melchiorre, *J. Am. Chem. Soc.*, 2020, **142**, 5461–5476; (b) C. G. S. Lima, T. de M. Lima, M. Duarte, I. D. Jurberg and M. W. Paixão, *ACS Catal.*, 2016, **6**, 1389–1407; (c) J. Davies, S. G. Booth,



- S. Essafi, R. W. A. Dryfe and D. Leonori, *Angew. Chem., Int. Ed.*, 2015, **54**, 14017.
- 27 S. P. Pitre, C. D. McTiernan, W. Vine, R. DiPucchio, M. Grenier and J. C. Scaiano, *Sci. Rep.*, 2015, **5**, 16397.
- 28 We have performed intermittent irradiation experiments to support an inefficient initiation step.²⁴
- 29 A. T. Balaban, D. C. Oniciu and A. R. Katritzky, *Chem. Rev.*, 2004, **104**, 2777–2812.
- 30 D. P. Hari, P. Schroll and B. Konig, *J. Am. Chem. Soc.*, 2012, **134**, 2958.
- 31 According to our calculations, the XAT reactions between Ph-I and **H1/J1** are significantly more endothermic than the one between Ph-I and **E3**.²⁴
- 32 (a) D. Dolenc and B. Plesničar, *J. Org. Chem.*, 2006, **71**, 8028–8036; (b) T. Nakamura, H. Yorimitsu, H. Shinokubo and K. Oshima, *Synlett*, 1999, 1415–1416.
- 33 (a) A. Inial, F. Morlet-Savary, J. Lalevée, A. C. Gaumont and S. Lakhdar, *Org. Lett.*, 2020, **22**, 4404–4407; (b) A. F. Garrido-Castro, N. Salaverri, M. C. Maestro and J. Alemán, *Org. Lett.*, 2019, **21**, 5295–5300; (c) W. G. Bentrude, J.-J. L. Fu and C. E. Griffin, *Tetrahedron Lett.*, 1968, **9**, 6033–6036.

