

Cite this: *Chem. Sci.*, 2020, **11**, 1556

All publication charges for this article have been paid for by the Royal Society of Chemistry

# Efficient trinuclear Ru(II)–Re(I) supramolecular photocatalysts for CO<sub>2</sub> reduction based on a new tris-chelating bridging ligand built around a central aromatic ring†

Ambra M. Cancelliere,<sup>a</sup> Fausto Puntoriero,<sup>b</sup> Scolastica Serroni,<sup>a</sup> Sebastiano Campagna,<sup>a</sup> Yusuke Tamaki,<sup>b</sup> Daiki Saito<sup>b</sup> and Osamu Ishitani<sup>\*b</sup>

We have designed and synthesized a new tris-chelating polypyridine ligand (**bpy<sub>3</sub>Ph**) suitable to be used as a bridging ligand (BL) for constructing various supramolecular photocatalysts. This BL is a phenylene ring with three ethylene chains at 1, 3, and 5 positions, of which the other terminals are connected to 2,2'-bipyridine moieties. The ligand **bpy<sub>3</sub>Ph** has been used to prepare, according to a multi-step synthetic protocol, trinuclear supramolecular photocatalysts containing different metal subunits. In particular, the compounds **Ru<sub>2</sub>Re** and **RuRe<sub>2</sub>** have been prepared, containing different ratios of components based on Ru(dmb)<sub>3</sub><sup>2+</sup>-type and Re(dmb)(CO)<sub>3</sub>Cl-type units (dmb = 4,4'-dimethyl-2,2'-bipyridine), which can play the roles of photosensitizers and catalyst units for photocatalytic CO<sub>2</sub> reduction, respectively. The trinuclear model **Ru<sub>3</sub>** and mononuclear and dinuclear Ru and Ru<sub>2</sub> precursor metal complexes, containing free chelating sites, have also been synthesized using the same bridging ligand. The absorption spectra, redox behaviour and photophysical properties of the new species indicate that there is no strong electronic interaction among the Ru and Re units. The trinuclear complexes **Ru<sub>2</sub>Re** and **RuRe<sub>2</sub>** could photocatalyze CO<sub>2</sub> reduction to CO with high selectivity (up to 97%), high efficiency ( $\Phi_{\text{COs}}$  of 28% and 25%, respectively: BIH as a reductant), and high durability (TON<sub>COs</sub> of 5232 and 6038, respectively: BIH as a reductant) which are the largest TONs for CO<sub>2</sub> reduction using supramolecular photocatalysts in homogeneous solutions. The absence of negligible accumulation of the mono-reduced form of the photosensitizer indicates fast electron transfer to the catalyst unit(s) through the relatively large bridging ligand and is proposed to contribute to the outstanding photocatalytic properties of the new species, including their durability. The relevant photocatalytic behaviour of the new systems indicates new avenues for the design of extended bridging ligands capable of efficiently and functionally integrating photosensitizers and catalysts towards the preparation of new, larger supramolecular photocatalysts for selective CO<sub>2</sub> reduction.

Received 7th September 2019  
Accepted 11th December 2019

DOI: 10.1039/c9sc04532e

rsc.li/chemical-science

## Introduction

Increase of atmospheric CO<sub>2</sub> concentration arising from the mass consumption of “fossil resources” as an energy source causes serious problems, *i.e.*, global warming and shortage of carbon and energy resources.<sup>1,2</sup> This situation, in connection with the increasing global energy consumption, makes it

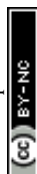
essential for our society to find new, sustainable ways to obtain a huge amount of energy without the increase of CO<sub>2</sub> emission. Sunlight is a promising candidate as a renewable energy source.<sup>3,4</sup> Conversion of CO<sub>2</sub> into energy-rich chemicals, such as CO and HCOOH, by using solar light as the energy source possibly can provide a solution to both shortage of carbon and energy resources and global warming.<sup>5</sup>

For this goal, photocatalytic reduction of CO<sub>2</sub> using metal complexes which can act as a redox photosensitizer (PS) and a catalyst (CAT) has been extensively investigated.<sup>6,7</sup> The PS promotes photochemical electron transfer from an electron donor to the CAT. A suitable PS, which induces an efficient photocatalytic reaction *via* the reductive quenching process of its excited state, should exhibit strong absorption in the visible region for efficiently utilizing solar light, and its excited state should have a relatively long lifetime, strong oxidation power in

<sup>a</sup>Dipartimento di Scienze Chimiche, Biologiche, Farmaceutiche ed Ambientali, Università di Messina, Centro di Ricerca Interuniversitario per la Conversione Chimica dell'energia Solare (SOLAR-CHEM, sezione di Messina), Viale Ferdinando Stagno D'Alcontres, 31, Messina, 98166, Italy. E-mail: campagna@unime.it

<sup>b</sup>Department of Chemistry, School of Science, Tokyo Institute of Technology, 2-12-1-NE-1, O-okayama, Meguro-ku, Tokyo, 152-8550, Japan. E-mail: ishitani@chem.titech.ac.jp

† Electronic supplementary information (ESI) available. See DOI: 10.1039/c9sc04532e



the excited state, and high stability of the one-electron reduced species.<sup>8</sup> Ru(II) polypyridine complexes fulfil all the above mentioned requirements and are widely employed in photocatalytic CO<sub>2</sub> reduction. The CAT for CO<sub>2</sub> reduction accepts and accumulates multiple electrons from the PS and should show high selectivity of CO<sub>2</sub> reduction against competitive H<sub>2</sub> evolution. Various Re(I) diimine carbonyl complexes have been reported as such CATs.<sup>9</sup>

In this research area, multinuclear metal complexes, the so-called “supramolecular photocatalysts”, have been widely studied in the recent years.<sup>10</sup> The supramolecular photocatalysts contain both units, *i.e.* PS and CAT units, in one supramolecular photocatalyst, connected to one another by a bridging ligand (BL).<sup>11</sup> Rapid electron transfer from the photochemically reduced PS unit – which can be produced upon electron transfer from a sacrificial reductant or from an electrode in a photoelectrochemical cell<sup>12</sup> – to the CAT unit can proceed across the BL:<sup>13</sup> this can lead to higher performances of the supramolecular photocatalysts and their higher durability compared to a mixed system of the corresponding mononuclear metal complexes. The photocatalysis behaviour of the supramolecular photocatalysts strongly depends on the properties of the BL: for example, most of the efficient supramolecular photocatalysts reported in the literature for CO<sub>2</sub> reduction are made of a Ru(II) PS and Re(I) CAT containing a non-conjugated bridging ligand in which the metal chelating fragments (usually polypyridine ligands) are connected by an alkyl chain,<sup>14</sup> typically an ethylene group. In fact, the introduction of a conjugated chain as a substituent of the diimine ligand of the Re(I) CAT unit induces shift of its reduction potential to more positive values, which causes lower catalysis activity of the Re unit. This limitation in BL design inhibits diversification of structures of supramolecular photocatalysts and imposes severe restrictions to the development of supramolecular photocatalytic systems, thereby causing a paradigmatic problem for the development of the whole research field. On the other side, because of the shortness of ethylene chains, back electron transfer between the PS and CAT can occur, thereby limiting the efficiency of the overall process: extended, large bridging ligands would therefore be desirable.

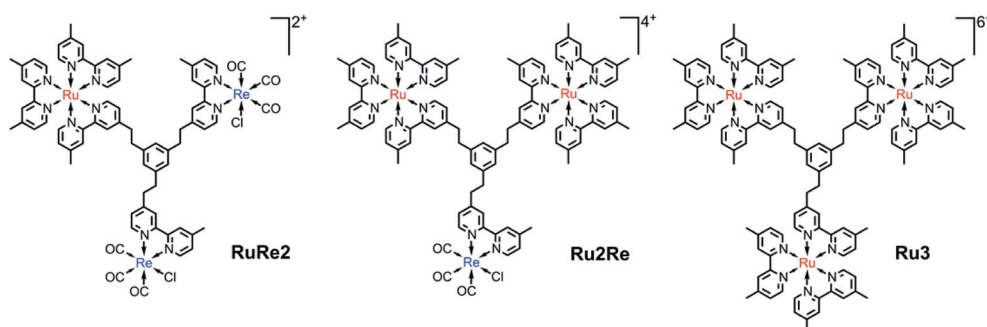
We now propose a new BL (**bpy<sub>3</sub>Ph**) suitable for constructing various supramolecular photocatalysts. This BL is a phenylene

ring with three ethylene chains at 1, 3, and 5 positions, of which the other terminals are connected with 2,2′-bipyridine moieties (Chart 1). In the BL, all of the 2,2′-bipyridine moieties are equivalent, and various trinuclear metal complexes with different ratios of different metal centers can be selectively synthesized by using relatively simple step-by-step synthetic methods as described below. The distances among the metal-complex units connected by this new BL are much longer compared to those of the reported supramolecular photocatalysts in which each metal-complex unit is connected by ethylene chain(s).<sup>15–17</sup> This and the rigidity of the phenyl ring should reduce back electron transfer *via* direct collision of the photosensitizer unit with the reduced catalyst unit. A non-conjugated chain such as the ethylene chain between the PS and CAT units is necessary to maintain the reduction power of the CAT.<sup>15</sup> However, since the three ethylene chains bearing the metal center units are covalently linked to one another through one aromatic ring of which carbons at the 1, 3, and 5 positions have strong electronic interactions, through-bond forward electron transfer could be promoted by the large electronic interactions between the metal-based units.<sup>13b</sup> We can anticipate that this is indeed what occurs. Syntheses, photophysical and electrochemical properties, and photocatalytic abilities of trinuclear Ru(II)–Re(I) complexes based on this new BL, in which the ratio of the Re(I) and Ru(II) centers is 1 : 2 or 2 : 1 (Chart 1), are reported.

## Results and discussion

### Synthesis

The synthesis of the novel bridging ligand **bpy<sub>3</sub>Ph** was accomplished in one step using 4,4′-dimethyl-2,2′-bipyridine (dmb) and 1,3,5-tris(bromomethyl)benzene. One of the methyl positions of dmb was lithiated using commercially available lithiumdiisopropylamide (LDA) slowly added to the dmb solution at –33 °C. After that, a THF solution of 1,3,5-tris(bromomethyl)benzene was added dropwise and the resulting mixture was left stirring overnight at room temperature.<sup>18</sup> A chromatography column on silica of the crude resulted in the isolation of the product **bpy<sub>3</sub>Ph**. The isolated yield was 57%. The characterization was performed by NMR spectroscopy (Fig. S1†). The signal of the aliphatic protons of 1,3,5-tris(bromomethyl)benzene ( $\delta =$



**Chart 1** Structures and abbreviations of the synthesized trinuclear complexes used as PS–CAT supramolecular photocatalysts (**RuRe2** and **Ru2Re**), together with **Ru3**, used as a model. The counter anions are PF<sub>6</sub><sup>–</sup>.



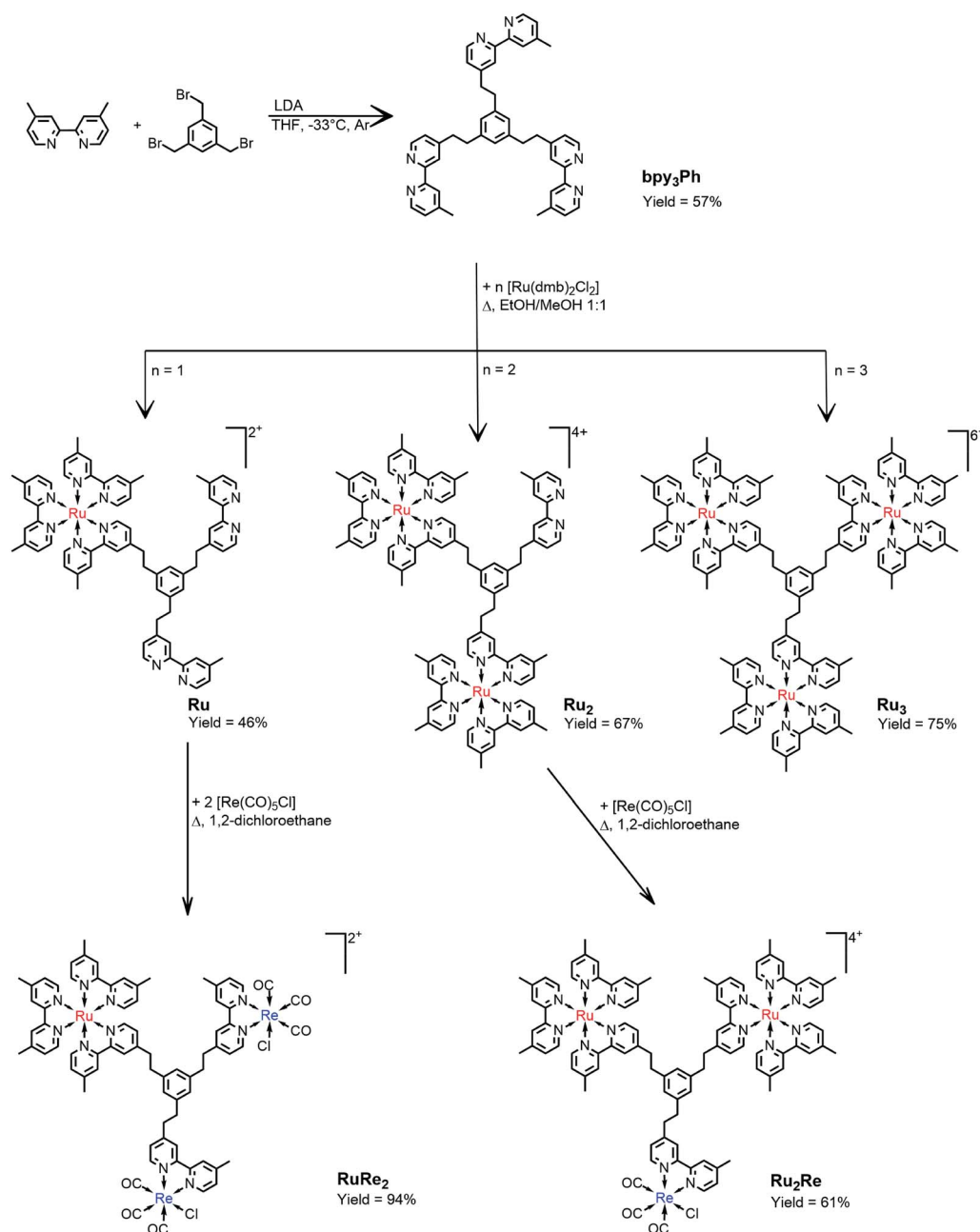
4.45 ppm) was absent in the product spectrum, but it presents a singlet signal at  $\delta = 2.82$  ppm for all the twelve protons of the ethylene chain.

The ligand **bpy<sub>3</sub>Ph** has been employed for the preparation of three different multinuclear complexes by using step-by-step coordination of Ru(II) and/or Re(I) precursor complexes (Scheme 1). By using different molar ratios between the ligand and the *cis*-[Ru(dmb)<sub>2</sub>Cl<sub>2</sub> · 2H<sub>2</sub>O] metal complex, the **Ru**, **Ru<sub>2</sub>** and **Ru<sub>3</sub>** species have been prepared. In all the cases, the reaction procedure gave a mixture of complexes, subsequently separated by ion-exchange chromatography. The successive reactions of the complexes, **Ru** and **Ru<sub>2</sub>**, containing respectively two and one free dmb-type moieties, with Re(CO)<sub>5</sub>Cl gave the desired **RuRe<sub>2</sub>** and **Ru<sub>2</sub>Re**

complexes (Scheme 1). All of yields of the trinuclear complexes were reasonably high as shown in Scheme 1.

### Absorption spectra and photophysical properties

UV-vis absorption spectra of the complexes are shown in Fig. 1. The band at  $\lambda_{\text{max}} = 460$  nm was observed in all the complexes and is attributed to the spin-allowed metal-to-ligand charge transfer (MLCT) band of the Ru(II) centre(s). The shapes of the absorption spectra of all the new compounds are very similar to one another and the absorption coefficient is dependent on the number of Ru(II) units (see Table 1). The stronger absorption band at  $\lambda_{\text{max}} = \sim 285$  nm can be assigned mainly to the  $\pi-\pi^*$  transition of the



Scheme 1 Schematization of the synthetic routes.



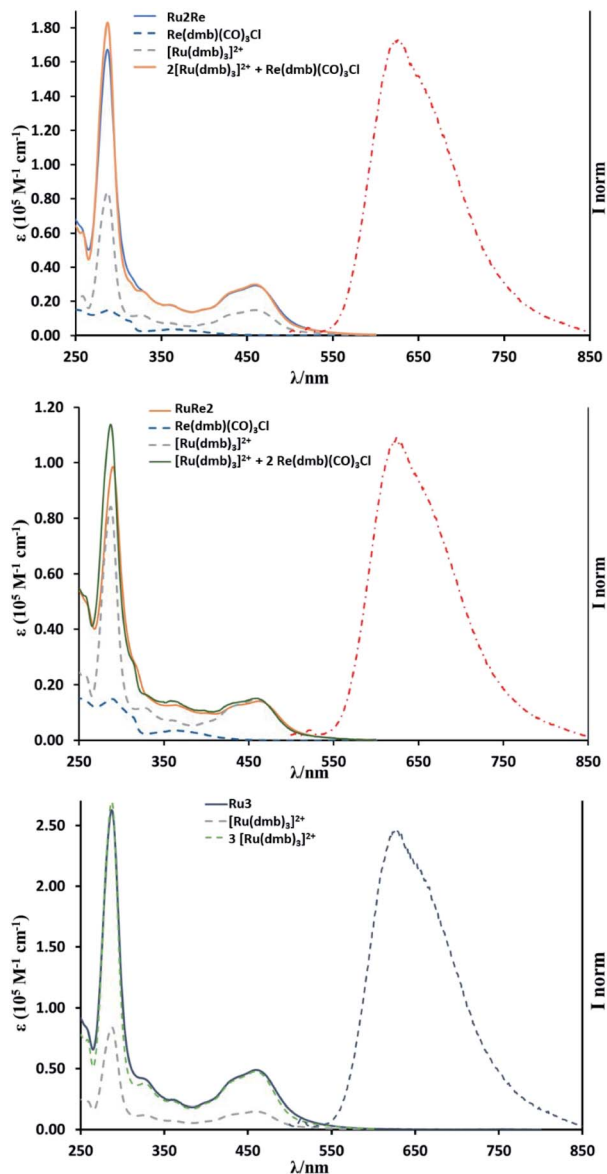


Fig. 1 UV-vis absorption spectra of **RuRe2** (top), **Ru2Re** (middle) and **Ru3** (bottom) in MeCN at room temperature. The absorption spectra of the model species  $\text{Ru(dmb)}_3^{2+}$  and  $\text{Re(dmb)(CO)}_3\text{Cl}$  are also shown for comparison purposes, along with the calculated weighted sum spectra of the isolated components (see text for details). Emission spectra of **RuRe2** (top), **Ru2Re** (middle), and **Ru3** (bottom) in MeCN are also shown on the right side of each panel. Excitation wavelength is 450 nm.

diimine moieties. The  $^1\text{MLCT}$  band of the  $\text{Re(i)}$  subunit(s) should contribute to the absorption in the range  $\lambda_{\text{max}} = 350\text{--}390\text{ nm}$ .<sup>19,20</sup> It is noteworthy that the absorption spectrum of each multinuclear species closely overlaps the calculated weighted sum of the absorption spectra of the relevant individual monomer components (see Fig. 1), indicating that there is no strong electronic interaction among metal centres in the multicomponent compounds.

Fig. 1 also shows the emission spectra of **RuRe2**, **Ru2Re**, and **Ru3** excited at  $\lambda_{\text{ex}} = 450\text{ nm}$ : all the trinuclear complexes exhibit an emission band at around 625 nm, similar to that of  $[\text{Ru(dmb)}_3]^{2+}$ , which is attributed to the  $^3\text{MLCT}$  excited state of

the  $\text{Ru(II)}$  unit(s). Table 1 summarizes photophysical data of all the complexes. The emission spectra, lifetimes and quantum yields of **RuRe2** and **Ru2Re**, independent of the presence of  $\text{Re(i)}$  units in their structure, are very similar to those of **Ru3**, **Ru2**, and **Ru**. The shapes of the emission spectra of the multinuclear compounds are independent of the excitation wavelength, at least in the range 350–530 nm. These results clearly indicate that there is no strong electronic interaction between the excited Ru unit and the others, and intramolecular electron transfer from the excited Ru unit to the Re unit as well as self-quenching of the excited Ru units do not occur in the trinuclear species. Excitation spectra of **Ru2Re** and **RuRe2** overlap with their respective absorption spectra, suggesting that energy transfer from the  $^3\text{MLCT}$  state of the  $\text{Re(i)}$  unit(s) (responsible for the 600 nm emission of the model species  $\text{Re(dmb)(CO)}_3\text{Cl}$  reported in Table 1) to the  $^3\text{MLCT}$  state of the low-lying  $\text{Ru(II)}$  unit(s) largely takes place in **RuRe2** and **Ru2Re** when the Re unit is excited. However, due to the small absorption of the  $\text{Re(i)}$  unit in comparison to the absorption of the  $\text{Ru(II)}$  units (see data in Table 1) and the less intense intrinsic emission of the Re units, we cannot state if such an energy transfer is effectively quantitative.

### Redox properties

The redox behaviour of all the metal complexes synthesized is summarized in Table 2, together with data of model species. In the cyclic voltammograms (CVs) and differential pulse voltammograms (DPVs) of the complexes (Fig. S2–S5†), there are different ligand-based reduction and metal-based oxidation processes. Comparing the redox data of the new complexes with those of  $[\text{Ru(dmb)}_3]^{2+}$  and  $[\text{Re(dmb)(CO)}_3\text{Cl}]$  reported in the literature,<sup>23–25</sup> it is possible to safely assign the various processes to specific subunits. On oxidation, the first reversible and second irreversible waves of **RuRe2** and **Ru2Re** are attributable to the  $\text{Ru(II)}$  and  $\text{Re(i)}$  units, respectively. In all the other complexes, only a single oxidation process takes place until +1.60 V vs. SCE, with an  $E_{1/2}$  within 1.14–1.17 V, which can be attributed to the oxidation of the  $\text{Ru(II)}$  centre(s). Interestingly, the number of exchanged electrons, measured by comparison of the area of DPVs, corresponds to the number of  $\text{Ru(II)}$  centres in the structures, indicating that negligible interaction takes place between the metal centres in the multinuclear compounds from an electrochemical viewpoint, a common behaviour for multiruthenium species built around a multi-chelating ligand with reduced conjugation.<sup>26</sup>

On reduction, a series of reversible processes takes place for all the complexes, at potentials that are typical of successive reductions of the various dmb ligands coordinated to a single metal centre. For example, in **Ru**, the three successive reduction processes are assigned to successive one-electron reduction of the three polypyridine ligands coordinated to the  $\text{Ru(II)}$  centre, including the one belonging to the bridging ligand. For **Ru2** and **Ru3**, all the reduction processes involve two and three electrons, respectively: in both cases, the first process is assigned to simultaneous one-electron reduction of polypyridine ligands coordinated to different metal centres (two and three metal centres in **Ru2** and **Ru3**, respectively); the second and third





Table 1 Photophysical properties measured in deaerated MeCN<sup>a</sup>

	Absorption	Luminescence		
	$\lambda_{\text{max}}^b/\text{nm}$ ( $\epsilon_{460}/\text{M}^{-1} \text{ cm}^{-1}$ )	$\lambda_{\text{max}}/\text{nm}$	$\tau^c/\text{ns}$	$\Phi_{\text{em}}^c$
<b>Ru</b>	460 (14 760)	624	878 (120)	0.085 (0.016)
<b>Ru2</b>	460 (31 180)	625	851 (115)	0.086 (0.016)
<b>Ru3</b>	460 (44 500)	625	847 (117)	0.087 (0.016)
<b>RuRe2</b>	460 (14 500)	624	867 (119)	0.085 (0.016)
<b>Ru2Re</b>	460 (28 550)	625	852 (117)	0.086 (0.016)
$[\text{Ru}(\text{dmb})_3]^{2+d}$	458 (16 300)	622	875	0.089 <sup>e</sup>
$\text{Re}(\text{dmb})\text{CO}_3\text{Cl}$	364 (3630) <sup>f</sup>	600 <sup>g</sup>	49 <sup>g</sup>	0.0057 <sup>h</sup>

<sup>a</sup> All data are measured in MeCN at 293 K. <sup>b</sup> Only the low energy maximum is reported. <sup>c</sup> Data within parenthesis refer to air-equilibrated solution.

<sup>d</sup> From ref. 21. <sup>e</sup> From ref. 22. <sup>f</sup> From ref. 23. <sup>g</sup> From ref. 24. <sup>h</sup> In MeTHF.

Table 2 Redox properties

	$E_{1/2}$ , V vs. SCE <sup>a</sup>				
	$E_{\text{Ox2}}$	$E_{\text{Ox1}}$	$E_{\text{Red1}}$	$E_{\text{Red2}}$	$E_{\text{Red3}}$
<b>Ru</b>		+1.15[1]	−1.44[1]	−1.63[1]	−1.85[1]
<b>Ru2</b>		+1.15[2]	−1.43[2]	−1.61[2]	−1.89[2]
<b>Ru3</b>		+1.17[3]	−1.45[3]	−1.60[3]	−1.92[3]
<b>RuRe2</b>	+1.36 irr	+1.14[1]	−1.41[3]	−1.67[1]	−1.88[1]
<b>Ru2Re</b>	+1.38 irr	+1.14[2]	−1.42[3]	−1.58[2]	−1.85[2]
$[\text{Ru}(\text{dmb})_3]^{2+b}$		+1.10[1]	−1.45[1]		
$[\text{Re}(\text{dmb})(\text{CO})_3\text{Cl}]^c$		+1.36 irr	−1.43 [1]		

<sup>a</sup> Electrochemical properties measured at room temperature in MeCN containing 0.1 M TBAH. All values are obtained using the redox couple ferrocene/ferrocenium (395 mV vs. SCE in acetonitrile) as the internal reference. The numbers within parentheses refer to the number of exchanged electrons. Irr indicates an irreversible process: in this case, the  $E$  values reported in the table refer to peak potentials in pulse voltammetry experiments. <sup>b</sup> From ref. 27. <sup>c</sup> From ref. 24.

reduction processes are assigned to simultaneous one-electron reduction of the not yet reduced coordinated dmb-type ligands. In the mixed-metal **Ru2Re** and **RuRe2** complexes, the assignment of the first reduction process – involving three simultaneous one-electron processes – follows that for **Ru3**, whereas the number of exchanged electrons for the second and third reduction processes is reduced compared to the number of electrons involved in the first reduction process, because the Re(I) centre(s) has a single dmb-type ligand. It is noteworthy that the reduction potential of the Re unit and the first reduction potential of the Ru unit(s) are very similar to each other in **Ru2Re** and **RuRe2**. The reduction patterns of the new compounds, like their oxidation behaviour, confirm that each metal-based subunit is electrochemically independent of the presence of the others in the multicomponent arrays.

### Photocatalysis for CO<sub>2</sub> reduction

Photocatalytic reactions for the reduction of CO<sub>2</sub> were performed using both **Ru2Re** and **RuRe2** as supramolecular photocatalysts. In order to achieve the same light-absorbing abilities between two systems, thereby normalizing the light absorption and allowing a direct comparison of the properties, the concentrations of the PS units were adjusted to 50  $\mu\text{M}$  in the photocatalytic

reactions, *i.e.*  $[\text{Ru2Re}] = 25 \mu\text{M}$  and  $[\text{RuRe2}] = 50 \mu\text{M}$  were selected. In a typical run, a 3 mL CO<sub>2</sub>-saturated mixed solution of *N,N*-dimethylacetamide–triethanolamine (DMA–TEOA; 5 : 1 v/v) containing **RuRe2** (50  $\mu\text{M}$ ) and 1,3-dimethyl-2-phenyl-2,3-dihydro-1*H*-benzo[*d*]imidazole (BIH; 0.1 M) as a sacrificial electron donor was irradiated using a LED light source (530 nm, 4 mW), giving CO almost selectively (Fig. 2b). After 20 h of irradiation, the turnover number for CO production (TON<sub>CO</sub>) reached 1850 based on **RuRe2** used. The selectivity of CO formation was  $\Gamma_{\text{CO}} = 92\%$ . Since CO is a two-electron reduced compound of CO<sub>2</sub> and BIH has been reported to function as a two-electron donor,<sup>28</sup> CO formation of TON<sub>CO</sub> = 1850 means the consumption of 92.5 mM (=0.05 × 1850) BIH, which is 92.5% of BIH added originally (100 mM). This should be one of the reasons for slower CO formation with longer irradiation. Therefore, to observe the potential durability of **RuRe2**, the photocatalytic reaction was conducted using a 1/5 concentration of **RuRe2** (10  $\mu\text{M}$ ) with longer irradiation time (Fig. S6†). After 60 h of irradiation, TON<sub>CO</sub> reached 5232. After irradiation for 60 h, further irradiation did not produce additional CO in both cases using **Ru2Re** and **RuRe2** even though an enough amount of BIH still remained in the reaction solution. This is one of the largest turnover numbers of CO<sub>2</sub> reduction using photocatalysts in homogeneous solutions. It is noteworthy that the mixed systems of separated PSs and CATs, which reported tens of thousands of TONs only based on the catalyst, contain hundreds-to-thousand-times concentration of the PS compared with the CAT (in the present case, obviously the PS–CAT ratio is 1 : 2 for **RuRe2** and 2 : 1 in **Ru2Re**). In such mixed systems, TONs based on the PS concentration used are only tens or less than that, which is a much smaller TON compared to the present case for the supramolecular photocatalyst **RuRe2**. The quantum yield for CO production was determined as  $\Phi_{\text{CO}} = 25\%$  using 480 nm light (light intensity:  $1.0 \times 10^{-8}$  einstein s<sup>−1</sup>). Fig. 3 shows absorption spectral changes during irradiation; it can be noted that only negligible changes occur.

In the system using  $[\text{Ru}(\text{dmb})_3]^{2+}$ -type PSs and BIH as a sacrificial electron donor, it has been reported that the initial step of the photocatalytic reaction is photo-induced electron transfer from BIH to the excited PS giving its one-electron reduced species (OERS) which exhibits the characteristic shape of the spectrum at  $\lambda_{\text{max}} \sim 500\text{--}540 \text{ nm}$ .<sup>10</sup> Since, in Fig. 3, the accumulation of the OERS species was not significantly



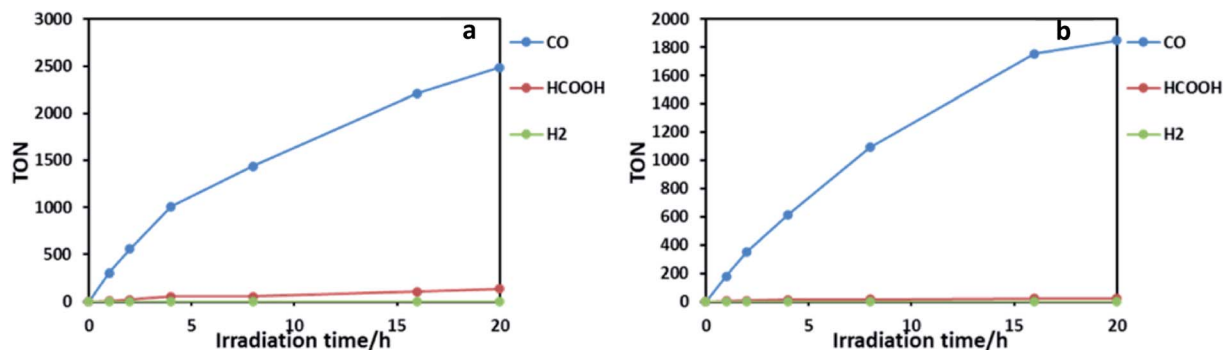


Fig. 2 Photocatalytic formation of CO (blue line), formic acid (red line) and H<sub>2</sub> (green line) as a function of irradiation time using (a) Ru2Re and (b) RuRe2 : CO<sub>2</sub>-saturated DMA-TEOA (5 : 1 v/v, 3 mL) solutions containing Ru2Re (25  $\mu$ M) or RuRe2 (50  $\mu$ M) and BIH (0.1 M) irradiated at  $\lambda_{\text{ex}}$  = 490–615 nm.

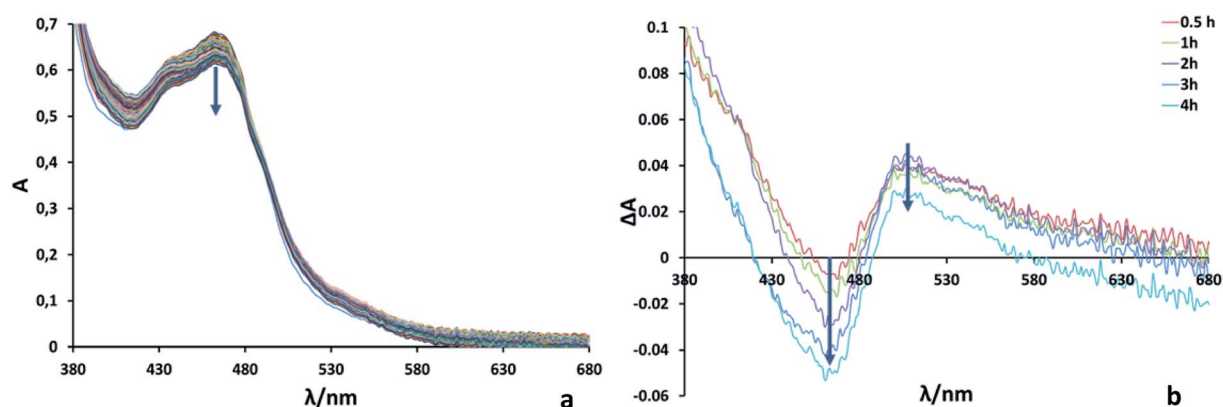


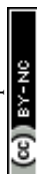
Fig. 3 (a) UV-vis absorption spectra during irradiation of a DMA-TEOA (5 : 1 v/v) solution containing RuRe2 (50  $\mu$ M) and BIH (0.1 M) at  $\lambda_{\text{ex}}$  = 480 nm for 240 min at 1 min intervals. (b) UV-vis differential absorption spectra between before and after irradiation.

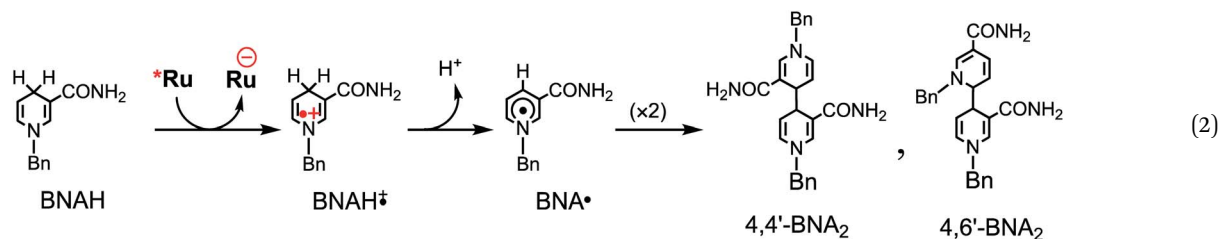
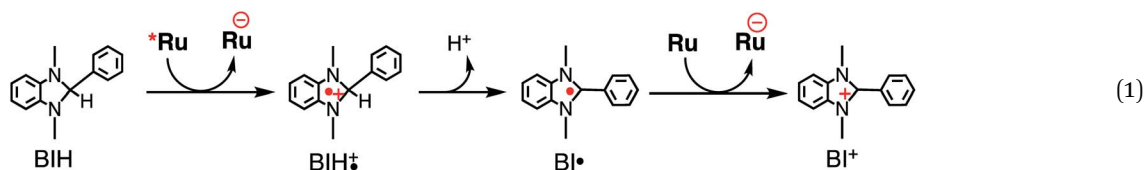
observed during the photocatalytic reaction, intramolecular electron transfer from OERS of the PS unit to the CAT units should be fast and not the rate-limiting step.

**Ru2Re** also displayed superior photocatalytic activities:  $\text{TON}_{\text{CO}} = 2486$ ,  $\Gamma_{\text{CO}} = 90\%$ , and  $\Phi_{\text{CO}} = 28\%$  in the case of **[Ru2Re]** = 25  $\mu$ M (Fig. 2a), and  $\text{TON}_{\text{CO}} = 6038$  and  $\Gamma_{\text{CO}} = 81\%$  in the case of **[Ru2Re]** = 5  $\mu$ M. During photocatalysis, no significant UV-vis absorption spectral change was also observed. For comparison, we also checked photocatalysis of the reported binuclear complex (**RuRe**) of which one Ru(II) photosensitizer and one Re(I) catalyst unit are connected with an ethylene chain without the phenyl group under the same reaction conditions:  $\text{TON}_{\text{CO}} = 3657$  in the case of **[RuRe]** = 10  $\mu$ M (Fig. S8†). It is noteworthy that  $\text{TON}_{\text{CO}}$  of **Ru2Re** based on the Re unit was over 6000, which is much higher compared to that in the case of **RuRe** even though both supramolecular photocatalysts have the same number of Re units. The research studies related to this difference of durability among the supramolecular photocatalysts are in progress in our laboratory.

Table 3 summarizes the photocatalytic abilities of **Ru2Re** and **RuRe2** by using BIH, which is a two-electron donor, or 1-benzyl-1,4-dihydronicotinamide (BNAH), which is a one-electron donor.<sup>28</sup> In the cases using BNAH as a sacrificial electron donor instead of BIH, photocatalytic CO<sub>2</sub> reduction

also proceeded with relatively high durability and efficiency even though these values are less than those using BIH. The reason for the difference in photocatalytic activities between using BNAH and BIH has already been reported as follows: (i) because of stronger reduction power of BIH ( $E_{1/2}^{\text{ox}}(\text{BIH}/\text{BIH}^{+}) = 0.33$  V vs. SCE)<sup>29</sup> than BNAH ( $E^{\text{ox}}(\text{BNAH}/\text{BNAH}^{+}) = 0.57$  V),<sup>30</sup> quenching efficiencies of the excited Ru unit using BNAH ( $\eta_{\text{q}} = 67\%$  and  $63\%$  in the case using **RuRe2** and **Ru2Re**, respectively) were lower than that using BIH ( $\eta_{\text{q}} = 99\%$  in both cases); (ii) BIH is a two-electron donor while BNAH is a one-electron donor (eqn (1) and (2)); (iii) The one-electron-oxidized, deprotonated, and dimerizing compounds of BNAH, *i.e.*, 4,4'- and 4,6'-BNA<sub>2</sub>S, efficiently and reductively quench the excited Ru unit. However, they do not work as reductants owing to high stability of their one-electron-oxidized product (BNA<sub>2</sub><sup>•+</sup>) and rapid back-electron transfer from the reduced Ru unit to BNA<sub>2</sub><sup>•+</sup> (eqn (3)). Therefore, accumulation of BNA<sub>2</sub> should lower the yield of reduction of the excited Ru unit using BNAH, as competitive quenchers for excited Ru quenching. In the cases using BIH, on the other hand, the oxidized compound of BIH (BIH<sup>+</sup>) does not affect the photocatalytic reactions. Note also that it is known that proton release is much faster for oxidized BIH than for oxidized BNAH,<sup>28</sup> and this can also contribute to the best performance of BIH as a sacrificial donor.



Table 3 Photocatalytic properties of Ru2Re and RuRe2<sup>a</sup>

		Product <sup>b</sup> /μmol (TON)			Φ <sub>CO</sub> <sup>c</sup> /%	Γ <sub>CO</sub> <sup>b,d</sup> , %	k <sub>q</sub> <sup>e</sup> , 10 <sup>7</sup> M <sup>-1</sup> s <sup>-1</sup>	η <sub>q</sub> <sup>f</sup> %
		CO	HCOOH	H <sub>2</sub>				
BIH	<b>Ru2Re</b>	186.5 (2486 ± 12)	20.2 (269)	0.01	28 ± 0.6	90	83 ± 0.8	99
	<b>Ru2Re<sup>g</sup></b>	90.6 (6038 ± 18)	21.7 (1447)	0.02	—	81	83 ± 0.8	99
	<b>RuRe2</b>	277.4 (1850 ± 10)	3.3 (22)	~0	25 ± 0.5	99	80 ± 2.6	99
	<b>RuRe2<sup>h</sup></b>	157.0 (5232 ± 14)	5.3 (177)	~0	—	97	80 ± 2.6	99
	<b>RuRe<sup>i</sup></b>	110.0 (3657 ± 29)	1.1 (36)	0.03	30 ± 1.1	99	120 ± 0.5	99
BNAH	<b>Ru2Re</b>	17.5 (216 ± 5)	13.0 (77)	0.8	6.9 ± 0.9	56	2.0 ± 0.3	63
	<b>RuRe2</b>	33.7 (225 ± 6)	8.6 (57)	0.2	8.3 ± 1.2	79	2.2 ± 0.5	67

<sup>a</sup> CO<sub>2</sub>-saturated DMA-TEOA (5 : 1 v/v) solution containing **Ru2Re** (25 μM) or **RuRe2** (50 μM) and a sacrificial electron donor (0.1 M) was irradiated.

<sup>b</sup> 3 mL solution was irradiated for 20 h using a LED (530 nm, 4 mW) as a light source. TONs are calculated based on the photocatalyst used. <sup>c</sup> 4 mL solution was irradiated at λ<sub>ex</sub> = 480 nm (light intensity: 1 × 10<sup>-8</sup> einstein per s). <sup>d</sup> The selectivity for CO production. <sup>e</sup> Quenching rate constants for emissions from the photosensitizer unit by a sacrificial electron donor obtained from linear Stern-Volmer plots and their lifetimes. <sup>f</sup> Quenching fractions for emissions from the photosensitizer unit by a sacrificial electron donor (0.1 M) calculated as 0.1k<sub>q</sub>τ<sub>em</sub>/(1 + 0.1k<sub>q</sub>τ<sub>em</sub>). <sup>g</sup> **[Ru2Re]** = 5 μM, 60 h irradiation. <sup>h</sup> **[RuRe2]** = 10 μM, 60 h irradiation. <sup>i</sup> **[RuRe]** = 10 μM, 60 h irradiation.

## Conclusions

A series of trinuclear metal complexes have been synthesized, based on a new tris-chelating bridging ligand, in which three bipyridine-decorated ethylene chains are connected to one another by a central phenyl ring. The trinuclear metal complexes so prepared contain Ru(dmb)<sub>3</sub>-type chromophores and Re(dmb)(CO)<sub>3</sub>Cl-type catalysts for CO<sub>2</sub> reduction in different ratios, by made-to-order synthesis, therefore giving rise to supramolecular photocatalysts for CO<sub>2</sub> photoreduction. The results indicate that:

- The various metal subunits of the supramolecular catalysts maintain their own light absorption and redox properties in the

supramolecular assemblies and electronic interactions between the various metal centres are negligible;

- Fast electron transfer between reduced chromophores and the catalyst unit(s) occurs, in spite of the relatively large metal-metal separation due to the bridging ligand structure;

- Quite efficient visible light-induced catalytic CO formation occurs in mixed-metal Ru(II)-Re(I) supramolecular photocatalysts, with outstanding turnover numbers (over 6000 in one case), high selectivity and durability: such high TONs are among the highest values for photocatalytic CO<sub>2</sub> reduction in homogeneous solutions. This TON<sub>CO</sub> is almost twice as large as the previous most durable photocatalyst, the binuclear complex consisting of the Ru(II) photosensitizer and Re(I) catalyst units,



which are similar units but are connected with an ethylene chain without the phenyl group.

All together, these achievements represent a breakthrough in the design of novel supramolecular photocatalysts, allowing us to overcome the size limit of bridging ligands represented by the ethylene bridges most commonly used in efficient PS-CAT supramolecular photocatalysts reported up to now. Actually, the present results indicate that new bridging ligands in which aromatic moieties are judiciously incorporated within the bridging ligand structure can allow us to obtain fast long-range electron transfer, suitable for the photocatalytic process, without affecting the behaviour of the catalytic subunit(s). This can open new avenues for the design of new, more efficient and stable supramolecular photocatalysts for selective CO<sub>2</sub> photoreduction.

## Conflicts of interest

There are no conflicts to declare.

## Acknowledgements

The Ministero degli Affari Esteri e della Cooperazione Internazionale, Direzione Generale per la Promozione del Sistema Paese, is gratefully acknowledged for an Italy-Japan Collaborative Grant (project title: "A supramolecular approach to artificial photosynthesis"). The Tokyo Tech group thanks JSPS KAKENHI Grant Number JP17H06440 in Scientific Research on Innovative Areas 'Innovations for Light-Energy Conversion (I<sup>4</sup>LEC)' and JST CREST Grant Number JPMJCR13L1 in 'Molecular Technology' for their financial support. AMC thanks the Regione Sicilia for a PhD grant.

## References

- 1 T. R. Karl and K. E. Treberth, *Science*, 2003, **302**, 1719–1723.
- 2 H. Akimoto, *Science*, 2003, **302**, 1716–1719.
- 3 N. S. Lewis and D. G. Nocera, *Proc. Natl. Acad. Sci. U. S. A.*, 2006, **103**, 15729–15735.
- 4 S. Berardi, S. Drouet, L. Francàs, C. Gimbrt-Suriñach, M. Guttentag, C. Richmond, T. Stoll and A. Llobet, *Chem. Soc. Rev.*, 2014, **43**, 7501–7519.
- 5 S. C. Roy, O. K. Varghese, M. Paulose and C. A. Grimes, *ACS Nano*, 2010, **4**, 1259–1278.
- 6 Y. Yamazaki, H. Takeda and O. Ishitani, *J. Photochem. Photobiol., C*, 2015, **25**, 106–137.
- 7 S. Das and W. M. A. Wan Daud, *RSC Adv.*, 2014, **40**, 20856–20893.
- 8 A. Ito and T. J. Meyer, *Phys. Chem. Chem. Phys.*, 2012, **14**, 13731–13745.
- 9 (a) J. Hawecker, J.-M. Lehn and R. Ziessel, *J. Chem. Soc., Chem. Commun.*, 1983, 536–538; (b) J. Hawecker, J.-M. Lehn and R. Ziessel, *Helv. Chim. Acta*, 1986, **69**, 1990–2012; (c) K. Koike, H. Hori, M. Ishizuka, J. R. Westwell, K. Takeuchi, T. Ibusuki, K. Enjouji, H. Konno, K. Sakamoto and O. Ishitani, *Organometallics*, 1997, **16**, 5724–5729; (d) H. Hori, F. P. A. Johnson, K. Koike, O. Ishitani and T. Ibusuki, *J. Photochem. Photobiol., A*, 1996, **96**, 171–174.
- 10 Y. Tamaki and O. Ishitani, *ACS Catal.*, 2017, **7**, 3394–3409 and references therein.
- 11 V. Balzani and F. Scandola, *Supramolecular Photochemistry*, Horwood, Chichester (UK), 1991.
- 12 A. Juris, V. Balzani, F. Barigalietti, S. Campagna, P. Belser and A. von Zelewski, *Coord. Chem. Rev.*, 1988, **84**, 85–277.
- 13 (a) K. Koike, D. C. Grills, Y. Tamaki, E. Fujita, K. Okubo, Y. Yamazaki, M. Saigo, T. Mukuta, K. Onda and O. Ishitani, *Chem. Sci.*, 2018, **9**, 2961–2974; (b) Y. Yamazaki, K. Ohkubo, D. Saito, T. Yatsu, Y. Tamaki, S. Tanaka, K. Koike, K. Onda and O. Ishitani, *Inorg. Chem.*, 2019, **58**, 11480–11492.
- 14 K. Ohkubo, Y. Yamazaki, T. Nakashima, Y. Tamaki, K. Koike and O. Ishitani, *J. Catal.*, 2016, **343**, 278–289.
- 15 B. Gholamkhash, H. Mametsuka, K. Koike, T. Tanabe, M. Furue and O. Ishitani, *Inorg. Chem.*, 2005, **44**, 2326–2336.
- 16 Y. Kuramochi and O. Ishitani, *Inorg. Chem.*, 2016, **55**, 5702–5709.
- 17 S. Meister, R. O. Reithmeier, A. Ogrodnik and B. Rieger, *ChemCatChem*, 2015, **7**, 3562–3569.
- 18 R. Dorta, R. Dorta, L. J. W. Shimon and D. Mistein, *Inorg. Chem.*, 2004, **43**, 7180–7186.
- 19 (a) A. Kirgan, B. P. Sullivan and D. P. Rillema, *Photochemistry and Photophysics of Coordination Compounds: Rhenium*, in *Photochemistry and Photophysics of Coordination Compounds II*, ed. V. Balzani and S. Campagna, Springer, Berlin, 2007, vol. 281, pp. 45–100; (b) A. J. Lees, *Chem. Rev.*, 1987, **87**, 711–743.
- 20 (a) J. Rohacovaa and O. Ishitani, *Dalton Trans.*, 2017, **46**, 8899–8919; (b) A. Juris, S. Campagna, I. Bidd, J. M. Lehn and R. Ziessel, *Inorg. Chem.*, 1988, **27**(22), 4007–4011.
- 21 D. S. Tyson and F. N. Castellano, *J. Phys. Chem. A*, 1999, **103**(50), 10955–10960.
- 22 Y. Tamaki, K. Watanabe, K. Koike, H. Inoue, T. Morimoto and O. Ishitani, *Faraday Discuss.*, 2012, **155**, 115–127.
- 23 L. A. Worl, R. Duesing, P. Chen, L. Della Ciana and T. J. Meyer, *J. Chem. Soc., Dalton Trans.*, 1991, 849–858.
- 24 M. Furue, M. Naiki, Y. Kanematsu, T. Kushida and M. Kamachi, *Coord. Chem. Rev.*, 1991, **111**, 221–226.
- 25 K. Koike, S. Naito, S. Sato, Y. Tamaki and O. Ishitani, *J. Photochem. Photobiol., A*, 2009, **207**, 109–114.
- 26 (a) E. La Mazza, F. Puntoriero, F. Nastasi, B. Laramée-Milette, G. S. Hanan and S. Campagna, *Dalton Trans.*, 2016, **45**, 19238–19241; (b) B. Laramée-Milette, F. Nastasi, F. Puntoriero, S. Campagna and G. S. Hanan, *Chem.-Eur. J.*, 2017, **23**, 16497–16504; (c) F. Puntoriero, S. Serroni, F. Nastasi and S. Campagna, in *Electrochemistry of Functional Supramolecular Systems*, John Wiley & Sons, Inc., Hoboken, NJ, USA, 2010, pp. 121–143.
- 27 Y. Kawanishi, N. Kitamura, Y. Kim and S. Tazuke, *Sci. Pap. Inst. Phys. Chem. Res. (Jpn.)*, 1984, **78**, 212–219.
- 28 Y. Pellegrin and F. Odobel, *C. R. Chim.*, 2017, **20**, 283–295.
- 29 E. Hasegawa, S. Takizawa, T. Seida, A. Yamaguchi, N. Yamaguchi, H. Chiba, T. Takahashi, H. Ikeda and K. Akiyama, *Tetrahedron*, 2006, **62**, 6581–6588.
- 30 S. Fukuzumi, S. Koumitsu, K. Hironaka and T. Tanaka, *J. Am. Chem. Soc.*, 1987, **109**, 305–316.

