



Cite this: *RSC Adv.*, 2017, 7, 43716

Transition metal-catalyzed [2 + 2 + 2] cycloaddition of nitrogen-linked 1,6-diyne: a straightforward route to fused pyrrolidine systems

Mirzaagha Babazadeh,¹ Somayeh Soleimani-Amiri,² Esmail Vessally,³ Akram Hosseinian⁴ and Ladan Edjlali⁵

Transition metal-catalyzed [2 + 2 + 2] cycloadditions of nitrogen-linked 1,6-diyne with unsaturated motifs, such as alkynes, alkenes, nitriles, ketenes and isocyanates, have recently attracted more attention from synthetic organic chemists because of their high efficiency in the construction of numerous pyrrolidine based systems. Utilizing different chiral transition metal catalysts to access challenging chiral skeletons has been extensively explored in recent years. We hope to highlight the power of [2 + 2 + 2] cycloaddition chemistry to access a variety of fused pyrrolidine structures from inexpensive and easily available nitrogen-linked 1,6-diyne. The literature has been surveyed until the end of 2016.

Received 12th May 2017
 Accepted 2nd August 2017

DOI: 10.1039/c7ra05398c

rsc.li/rsc-advances

1. Introduction

The construction of carbo- and heterocyclic skeletons remains a fertile active area of research because of their ubiquitous occurrence in natural products¹ and pharmaceutical agents.² Transition metal-catalyzed [2 + 2 + 2] cycloadditions of

unsaturated substrates, such as alkenes, alkynes, nitriles, imines, and isocyanates, provide a straightforward route to the synthesis of highly substituted carbo- and heterocyclic compounds in one step with ideal atom economy (all the atoms present in the starting materials are present in the product).³ In addition, enantioselective cycloaddition using chiral transition metal catalysts is a powerful synthetic tool for the construction of chiral cyclic frameworks.⁴ The recent growth in [2 + 2 + 2] cycloaddition reactions has led to a large number of excellent reviews on this chemistry.^{3,4} However, most of them focused on the general aspects of the field and organization of the reactions based on starting materials and desired products (to give the

¹Department of Chemistry, Tabriz Branch, Islamic Azad University, Tabriz, Iran. E-mail: babazadeh@iaut.ac.ir

²Department of Chemistry, Karaj Branch, Islamic Azad University, Karaj, Iran

³Department of Chemistry, Payame Noor University, Tehran, Iran

⁴Department of Engineering Science, College of Engineering, University of Tehran, P.O. Box 11365-4563, Tehran, Iran



Mirzaagha Babazadeh is Associate Professor of Organic Chemistry in Department of Chemistry at Tabriz Branch, Islamic Azad University, Tabriz, Iran. He was born in Tabriz, Iran, in 1973. He received his B.S. degree in Applied Chemistry (1996) and his M.S. degree in Organic Chemistry from University of Tabriz, Tabriz, Iran (1999) under the supervision of Prof. A. A. Entezami and Prof. H.

Namazi. He completed his Ph.D. degree under the supervision of Prof. K. D. Safa in University of Tabriz, Tabriz, Iran (2005). His research interests focus on organic synthesis, catalyst, polymer, green chemistry, drug delivery systems, organosilicon compounds and nanocomposites.



Somayeh Soleimani-Amiri was born in Tehran, Iran, in 1975. She received her B.S. degree in Pure Chemistry from Shahid Beheshti University, Tehran, Iran, and her M.S. degree in organic chemistry from Alzahra University, Tehran, Iran, in 2002 under the supervision of Prof. S. H. Abdi Oskooie and Prof. M. M. Heravi. She completed his Ph.D. degree in 2009 under the supervision of

Prof. M. Z. Kassae. Now she is working at Karaj Branch, Islamic Azad University as Assistant Professor. Her research interests include Computational Organic Chemistry, Nano Chemistry, Synthesis of Organic Compounds.



opportunity to compare the efficacy of procedures) are usually ignored. The literature review reveals that alkynes are the most popular substrates in this chemistry and 1,6-diynes are the most common types of them. Despite great popularity of these substrates in $[2 + 2 + 2]$ cycloaddition reactions, no review in the literature is available covering different aspects (scope, limitations, advances, and so forth) of 1,6-diynes in $[2 + 2 + 2]$ cycloaddition chemistry. Thus, considering the lack of such a review in the literature and in continuation of our interest on *N*-propargylamines chemistry,⁵ here we will focus exclusively on transition metal-catalyzed $[2 + 2 + 2]$ cycloaddition of nitrogen-linked 1,6-diynes. The review is organized based on the desired products (e.g. isoindolines, 2,3-dihydro-1*H*-pyrrolo[3,4-*c*]pyridine, 2,3-dihydroprano[4,3-*c*]pyrrol-6(1*H*)-ones, and 2,3-dihydro-pyrrolo[3,4-*c*]pyridin-6-imines), type of reactions (intermolecular and intramolecular), and metal catalysts (e.g. rhodium, ruthenium, cobalt, and nickel). With this review, we aim to inspire researchers to conduct more research in $[2 + 2 + 2]$ cycloaddition of nitrogen-linked 1,6-diyne so that synthesis of

important fused pyrrolidine-based natural products and pharmaceuticals through this reaction can become a reality.

2. Isoindolines

2.1. Isoindoline derivatives from nitrogen-linked 1,6-diynes and monoalkynes

2.1.1. Achiral isoindolines *via* intermolecular $[2 + 2 + 2]$ cycloadditions

2.1.1.1. Rhodium. Among all the available catalysts, rhodium complexes have proved the most popular and efficient reagents for the $[2 + 2 + 2]$ cycloaddition reaction of nitrogen-linked 1,6-diynes with alkynes. This ability of rhodium complexes discovered by T. Kim nearly 20 years ago.⁶ In general, Rh-catalyzed $[2 + 2 + 2]$ cycloaddition reactions have been performed in common organic solvents, water, and biphasic systems at temperatures ranging from room temp. upwards. The first example of isoindoline synthesis through this strategy in biphasic system has been reported by Kinoshita, Shinokubo, and Oshima in 2003, when *N*-tosylated diyne **1** underwent a cycloaddition reaction with propargyl alcohol **2** in the presence of the $[\text{RhCl}(\text{cod})]_2/\text{tppts}$ (tris(*m*-sulfonatophenyl)-phosphine)/NaCl/HCl/H₂O/Et₂O system (Scheme 1a).⁷ Later, Wu's group studied the scope of alkynes in this reaction. Thus, a variety of mono and disubstituted isoindolines were synthesized *via* selective $[2 + 2 + 2]$ cyclization of **1** with both terminal and internal alkynes **4** using the $[\text{Rh}(\text{cod})\text{Cl}_2]/\text{H}_2\text{O}/\text{THF}$ system at room temperature. The results demonstrated that the substrates with terminal alkyne unite gave higher yields than those with internal unite, and arylacetylene derivatives gave higher yields than alkylacetylenes (Scheme 1b).⁸ With the objective of designing a greener procedure to isoindolines through $[2 + 2 + 2]$ cycloaddition strategy, Tsai and co-workers were able to demonstrate that a series of 5-substituted isoindolines could be obtained from the reaction of **1** with terminal alkynes **6** employing $[\text{RhCl}(\text{cod})]_2/\text{cationic } 2,2'\text{-bipyridyl } 7$ combination as the catalytic system in the most environmentally benign solvent, water (Scheme 1c).⁹



Esmail Vessally was born in Sharabiyan, Sarab, Iran, in 1973. He received his B.S. degree in Pure Chemistry from University of Tabriz, Tabriz, Iran, and his M.S. degree in organic chemistry from Tehran University, Tehran, Iran, in 1999 under the supervision of Prof. H. Pirelahi. He completed his Ph.D. degree in 2005 under the supervision of Prof. M. Z. Kassaei. Now he is working at Payame Noor Univer-

sity as full Professor of Organic Chemistry. His research interests include Theoretical Organic Chemistry, new methodologies in organic synthesis and spectral studies of organic compounds.



Akram Hosseinian was born in Ahar, Iran, in 1973. She received her B.S. degree in Pure Chemistry from University of Tehran, Iran, and her M.S. degree in inorganic chemistry from Tarbiat Modares University, Tehran, Iran, in 2000 under the supervision of Prof. A. R. Mahjoub. She completed his Ph.D. degree in 2007 under the supervision of Prof. A. R. Mahjoub. Now she is working at University of Tehran

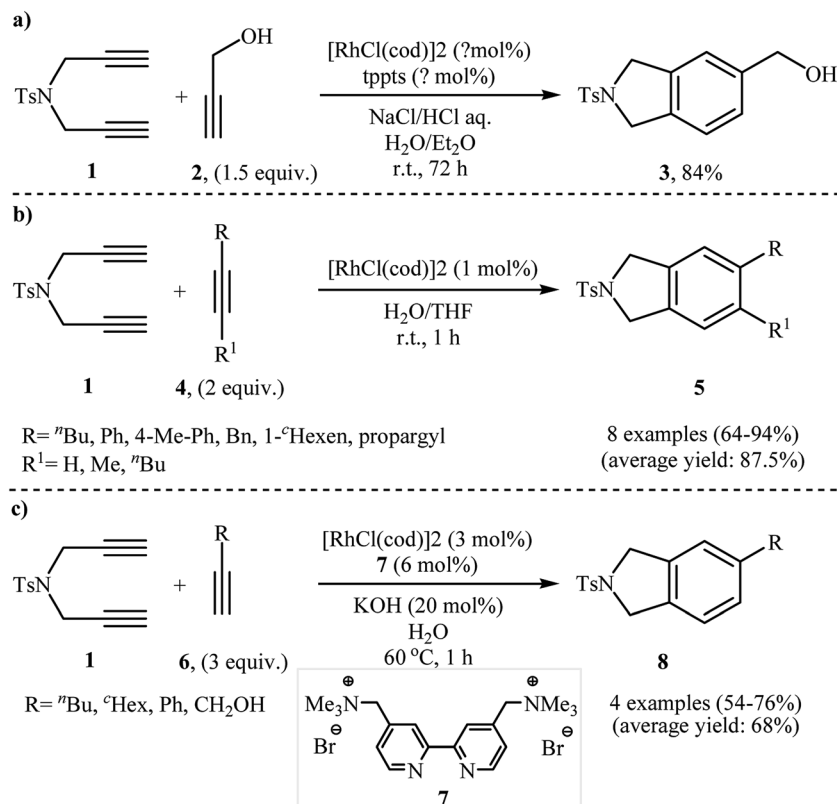
as Assistant Professor. Her research interests include inorganic and organic synthesis, new methodologies in nano material synthesis.



Ladan Edjlali was born in Tabriz, Iran, in 1960. She received her B.S. degree in Applied Chemistry from University of Tabriz, Iran, and her M.S. degree in organic chemistry from University of Tabriz, Tabriz, Iran, in 1993 under the supervision of Prof. Y. Mirzaei. She completed his Ph.D. degree in 2000 under the supervision of Prof. Y. Mirzaei and Prof. S. M. Golabi. Now, she is working at

Islamic Azad University, Tabriz Branch as Associate Professor. Her research interests include organic synthesis and new methodologies in organic synthesis.



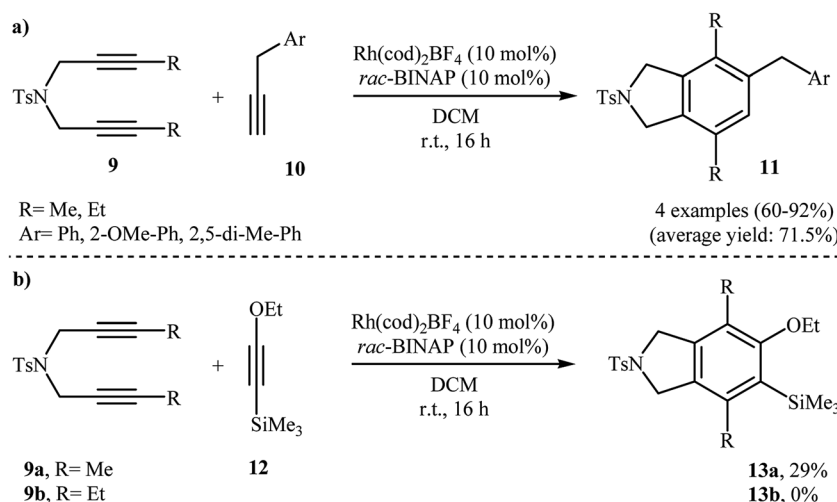


Scheme 1 Rh-catalyzed isoindoline synthesis from terminal dipropargyl amine and alkynes.

In addition to terminal diyne **1**, internal diynes were also reacted with alkynes giving highly substituted isoindoline derivatives. In 2007, Clayden and Moran investigated the reaction of symmetric internal dipropargyl amines **9** with phenyl acetylenes **10** to 4,5,7-trisubstituted N-protected isoindolines **11**. After studying a number of solvents, such as heptane, d-chloroform, dichloromethane, toluene, and THF, and catalyst, such as CpCo(CO)₂, Rh(cod)₂BF₄, Pd(PPh₃)₄, and Pd/C, the system DCM/

Rh(cod)₂BF₄/*rac*-BINAP at room temperature was found to be optimum with respect to the yield of product isolated (Scheme 2a). The authors also examined the cyclization of **9** with (2-ethoxyethynyl)trimethylsilane **12** under the standard reaction conditions. However, poor results were obtained (Scheme 2b).¹⁰

Roglan's group improved the efficiency of these reactions by using rhodium complexes of N-heterocyclic carbenes



Scheme 2 (a) Synthesis of three substituted isoindolines **11** described by Clayden; (b) synthesis of four substituted isoindolines **13** developed by Clayden.



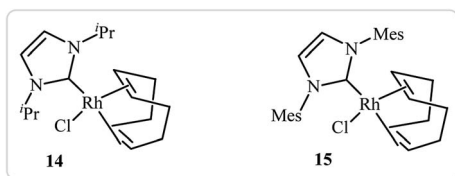


Fig. 1 Chemical structures of **14** and **15**.

$[\text{RhCl}(\text{IPr})(\text{cod})]$ **14** and $[\text{RhCl}(\text{IMes})(\text{cod})]$ **15** as catalyst in ethanol or toluene (Fig. 1).¹¹

The possibility of solid-support $[2 + 2 + 2]$ cycloaddition reaction of dipropargyl amines with alkynes in the presence of Wilkinson's catalyst was first realized by Sun and co-workers, who synthesized a series of NH-free isoindolines **17** from resin-bound dipropargyl amines **16** and terminal alkynes **6** in good yields (Scheme 3). It should be mentioned that the internal alkynes do not give good yields under this reaction conditions.¹² Later, the group of Deiters improved the efficiency of this protocol using $[\text{RhCl}(\text{PPh}_3)_3]$ as the catalyst.¹³

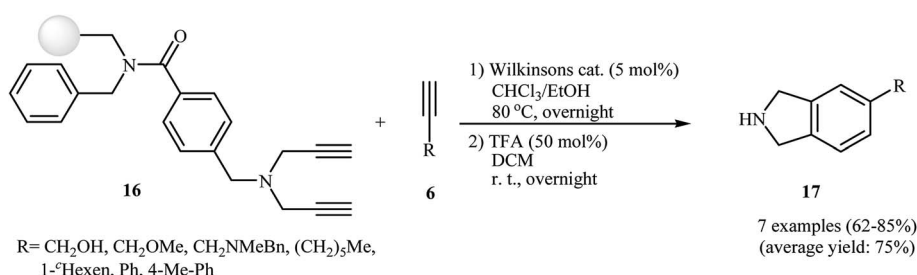
Along this line, recently Roglans and co-workers developed a beautiful rhodium–NHC hybrid silica material, which efficiently catalyzed both inter and intramolecular $[2 + 2 + 2]$ cycloaddition of nitrogen-linked 1,6-diynes. This catalyst was prepared in two steps from silylated imidazolium salt **18**: treatment of imidazolium salt **18** with $[\text{Rh}(\mu\text{-OEt})(\text{cod})]_2$ in anhydrous dichloromethane at room temperature for 4 hours led to the desired monosilylated rhodium complex **19** in a 91% isolated yield. The rhodium–NHC hybrid silica catalyst **20** was then obtained in high yield by grafting of **19** to the mesostructured silica SBA-15 in refluxing anhydrous toluene under N_2 atmosphere over the course of 24 hours (Scheme 4).¹⁴

The documented mechanism for Rh-catalyzed $[2 + 2 + 2]$ cycloaddition reaction of dipropargyl amines with alkynes in intermolecular as well as intramolecular fashion is rare, possibly

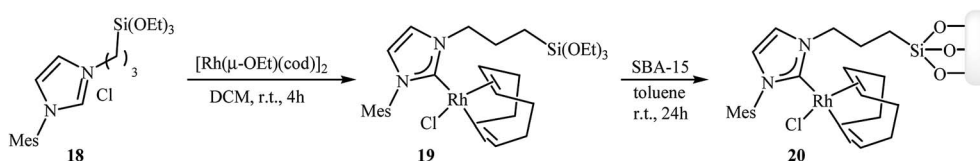
due to the difficulty associated with the presence of paramagnetic species which made impossible the following by NMR. Recently, the groups of A. Roglans were able to detect of key intermediates in Rh(I)-catalyzed $[2 + 2 + 2]$ cycloaddition of dipropargyl amines with alkynes by electrospray ionization mass spectrometry (ESI-MS) and DFT calculations. The authors proposed the mechanistic pathway shown in Scheme 5 that starts with the coordination of the rhodium(I) catalyst to the dipropargyl amine **1**, leading to the formation of intermediate **A**, which undergoes oxidative addition–cyclization to furnish the rhodacyclopentadiene complex **B**. Its coordination to monoalkyne **6** yields complex **C** which undergoes monoyne insertion to give the rhodabicyclo[3.2.0]heptatriene intermediate **D** and then the cycloheptatriene intermediate **E**. Its reductive elimination yields the complex **F**, which finally furnishes the final product **8** and regenerates the Rh(I) catalytic species.¹⁵

2.1.1.2. Ruthenium. The regioselective Ru(II)-catalyzed $[2 + 2 + 2]$ cycloaddition of dipropargyl amines with alkynes was first reported by Itoh and co-workers. They showed that unsymmetrical dipropargyl amine **21** underwent chemo- and regio-selective $[2 + 2 + 2]$ cycloaddition with hex-1-yne **22** in the presence of $[\text{Cp}^*\text{Ru}(\text{cod})\text{Cl}]$ in 1,2-dichloroethane and gave the desired product **23** in good yield and excellent regioselectivity (Scheme 6). According to the mechanistic pathway proposed by the authors, the sterical repulsion between bulky Cp^* ligand and butyl group in the ruthenacycloheptatriene intermediate **A'** is responsible for the regioselectivity (Scheme 7).¹⁶

Inspired by this work, Witulski and co-workers compared the Ru-mediated $[2 + 2 + 2]$ cycloaddition reaction of unsymmetrical dipropargyl amine **21** with a series of terminal alkynes **6** with Rh-mediated reaction of the same set of compounds. The results showed that the regioselectivity of the products were drastically changed by changing the catalysts. When $[\text{RuCl}_2(\text{NCHPh})(\text{PCy}_3)_2]$ was applied as the catalyst, 4,6-disubstituted isoindolines (*meta*) were obtained as major product, whereas when $[\text{RhCl}(\text{PPh}_3)_3]$ is used the yield of 4,6-disubstituted

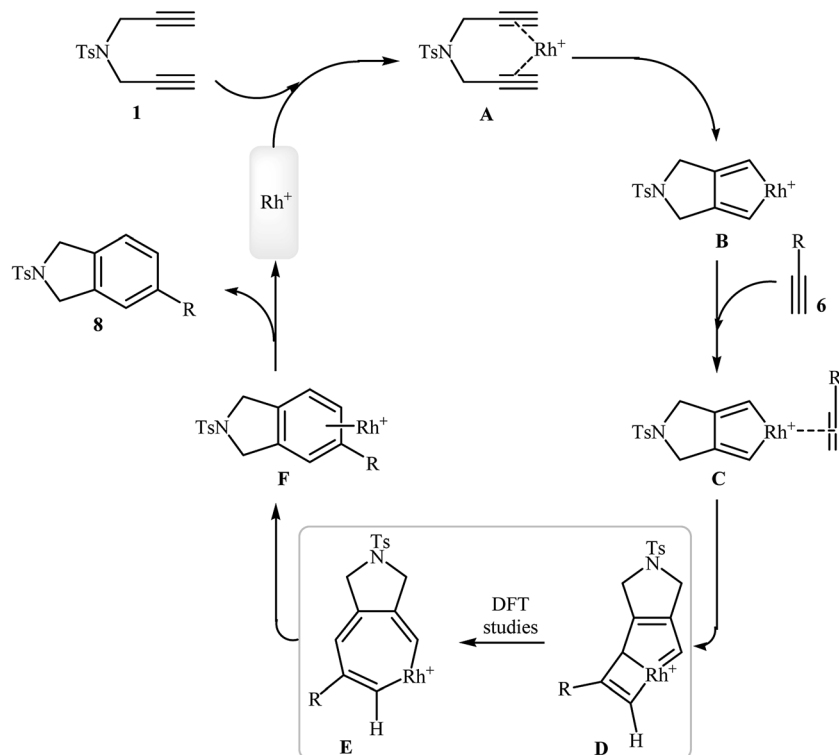


Scheme 3 Solid-phase synthesis of isoindolines **17**.

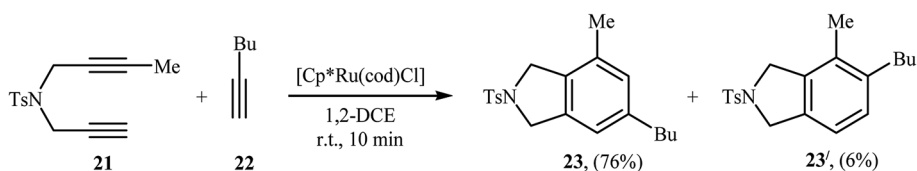


Scheme 4 Synthesis of rhodium–NHC hybrid silica material **20**.





Scheme 5 Mechanism of the rhodium-catalyzed isoindoline synthesis from dipropargyl amines and alkynes.



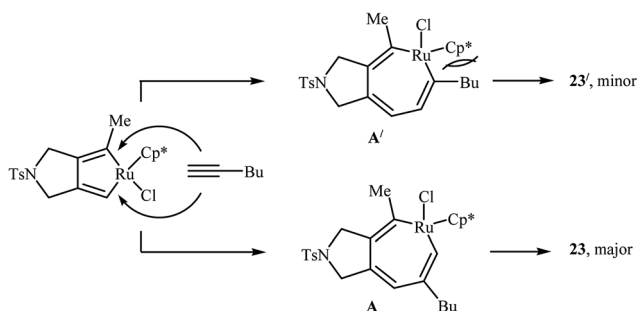
Scheme 6 Regioselective Ru(II)-catalyzed [2 + 2 + 2] cycloaddition of 1,6-diyene **21** with hex-1-yne **22**.

isoindolines are decreased in favor of the 4,5-disubstituted isoindolines (*ortho*) (Table 1).¹⁷

Deiters groups have applied microwave heating for ruthenium-catalyzed [2 + 2 + 2] cycloaddition of polymer supported dipropargyl amines with both terminal and internal alkynes, generally reporting improved yields in shorter reaction times, with no effect on the regioselectivities.¹⁸ More recently it was found that the use of commercially available ruthenium

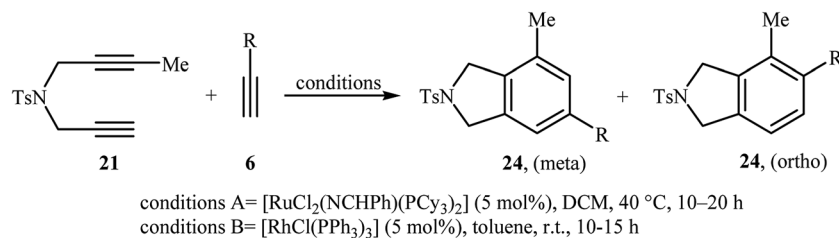
trichloride allowed to catalyze this process at loadings as low as 2 mol% under solvent-free conditions. This system has several advantages such as environmentally friendly processes (Green Chemistry), good to high yields and number of functional groups tolerance (Scheme 8). This procedure was applied on the gram-scale without sacrificing the yield or outcome of the methodology.¹⁹ Other applications of Ru catalysts in [2 + 2 + 2] cycloaddition of di(3-iodopropargyl)amine with alkynes to afford 4,7-diiodoisoindoline derivatives are also known.²⁰

Yamamoto and co-workers were able to demonstrate that a series of regioisomeric isoindolinones **28** and **29** be efficiently synthesized from the cyclization of amide-tethered diynes **27** with terminal alkynes **6** by treatment with [Cp*Ru(cod)Cl] in DCM. The results showed that the regiochemical effect of the reaction was strongly dependent on the substitution pattern of **27**. Thus, when $R^1 = R^2$, the cyclization afford isomer **28** as major product, whereas when $R^1 \neq R^2$, isomers **29** are regioselectively formed in higher yields than isomer **28** (Scheme 9).²¹ The regioselectivity of this process also depended on the solvent employed in the reaction. The use of cyclopentyl methyl ether (CPME) as the

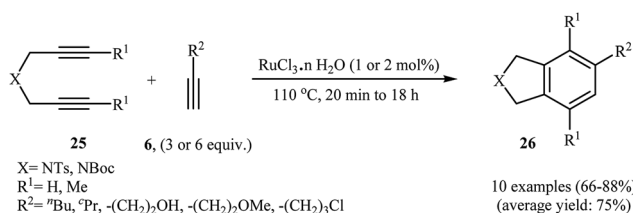


Scheme 7 Mechanistic proposal for the reaction in Scheme 6.



Table 1 Cycloaddition of 1,6-diyne **21** with alkynes **6** catalyzed by Grubbs' catalyst or Wilkinson's catalyst

Entry	R	Reaction conditions	Yield (%)	Meta : ortho
1	Ph	A	82	5 : 1
2	C ₃ H ₇	A	92	6 : 1
3	CH ₂ OH	A	81	6 : 1
4	(CH ₂) ₂ OH	A	89	6 : 1
5	Ph	B	52	1 : 8
6	C ₃ H ₇	B	61	1 : 4
7	CH ₂ OH	B	90	1 : 10
8	(CH ₂) ₂ OH	B	97	1 : 1.5

Scheme 8 Solvent-free Ru-catalyzed synthesis of isoindolines **26** reported by Ratovelomanana-Vidal.

solvent afforded better regioselectivity and a higher yield than DCM for isomers **28**.²²

2.1.1.3. Molybdenum. Mori and co-workers showed that the reaction of dipropargyl amine **9a** with terminal alkynes **4** in the presence of Mo(CO)₆/*p*-ClPhOH as the catalytic system afforded highly substituted isoindolines **30** via formal [2 + 2 + 2] cycloaddition together with 3,4-diethylidenepyrrolidine **31** through a metathesis-type reaction. They found that the use of a large amount of alkyne **4** greatly favored the trimerization. However, pyrrolidine derivative **31** has always obtained as a by-product (Table 2). The author proposed mechanism for this transformation is depicted in Scheme 10.²³

2.1.1.4. Iridium. One of the latest catalysts to join the [2 + 2 + 2] cycloaddition story is an iridium(III) complex. In 2012,

Ratovelomanana-Vidal *et al.* have shown that the Ir(III) complex {[Ir(H)[*rac*-BINAP]}₂(μ-I)₃]I effectively catalyzes the [2 + 2 + 2] cycloaddition of dipropargyl amines **32** to alkynes **4** via iridium-cycloheptadiene intermediates. These reactions were run in isopropyl alcohol, tolerated various functional groups, and generally provided mono, di, tri, and tetrasubstituted isoindolines **33** in good yields and high regioselectivity (Scheme 11).^{24,25}

2.1.1.5. Titanium. In 2014, Y. Six and co-workers reported an example of isoindoline preparation through a titanium-mediated intermolecular [2 + 2 + 2] cycloaddition strategy. They found that dipropargyl amine **1** underwent cyclization with 1,2-diphenylethyne **34** in the presence of Ti(OiPr)₄/ⁿBuLi as the catalytic system in THF at 0 °C. The corresponding 5,6-diphenylisoindoline **36** was obtained in yield of 49%. According to the author proposed mechanism, the key step of the reaction involve generation of titanacyclopropene intermediate **35** by reaction of *in situ* generated complex **A** with 1,2-diphenylethyne **34** (Scheme 12).²⁶

2.1.2. Achiral isoindolines via intramolecular [2 + 2 + 2] cycloadditions. Isoindoline derivatives can also be synthesized by completely intramolecular fashion of [2 + 2 + 2] cycloaddition reaction of three alkyne functionalities. The possibility of this reaction using triyne **37** in the presence of a Mo(CO)₆/*p*-ClPhOH catalyst was first realized by Mori and co-workers, who

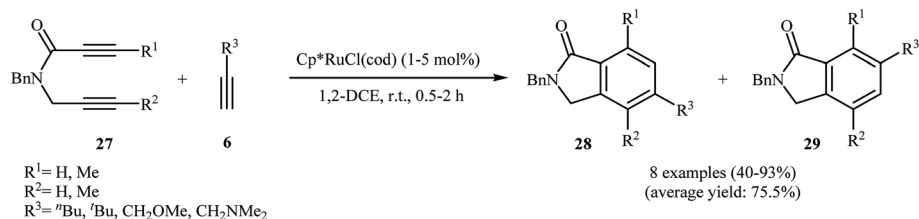
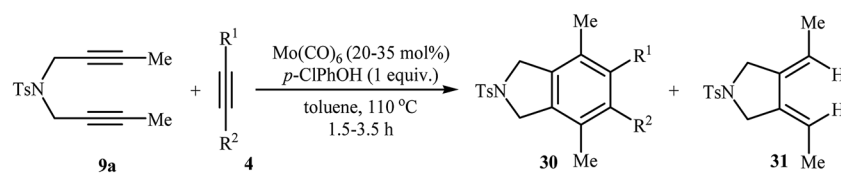
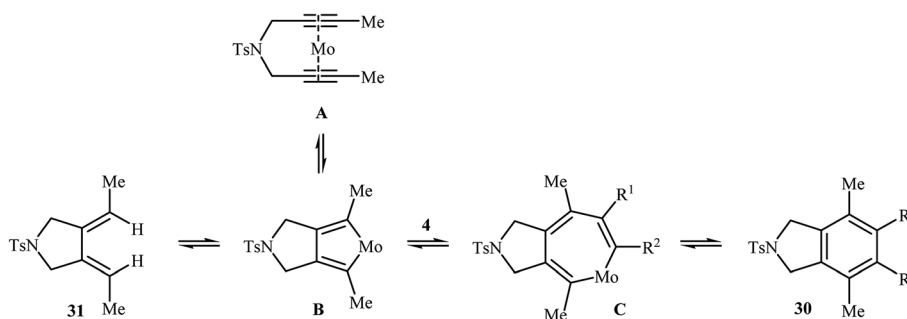
Scheme 9 Regioselective Ru(II)-catalyzed cycloaddition of **27** with terminal alkynes **6**.

Table 2 [2 + 2 + 2] Cycloaddition of dipropargyl amine **9a** with internal alkynes **4** using Mo(CO)₆/p-ClPhOH


Entry	R ¹	R ²	Equiv.	30 (%)	31 (%)
1	Et	Et	2	10	8
2	Et	Et	5	25	6
3	Et	Et	8	34	3
4	Et	Et	15	44	5
5	Et	Et	15	43	7
6	Ph	Ph	15	43	5
7	Ph	Me	15	49	3

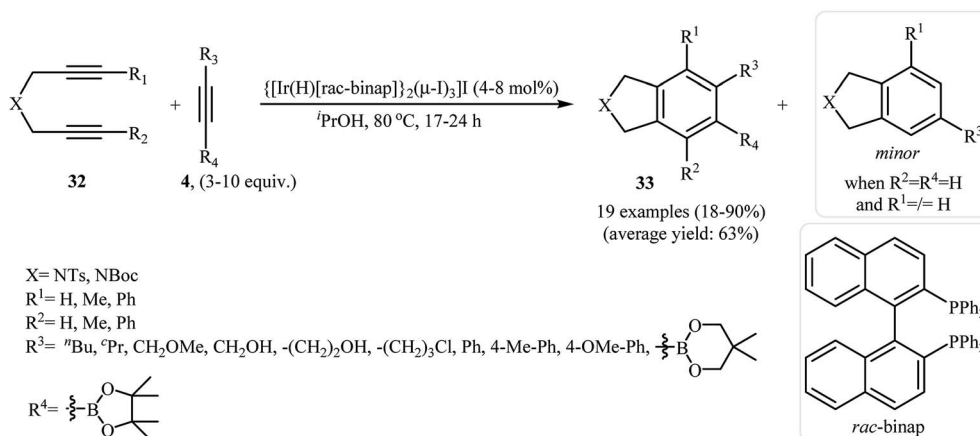
Scheme 10 Mechanism that accounts for the formation of **30** and **31**.

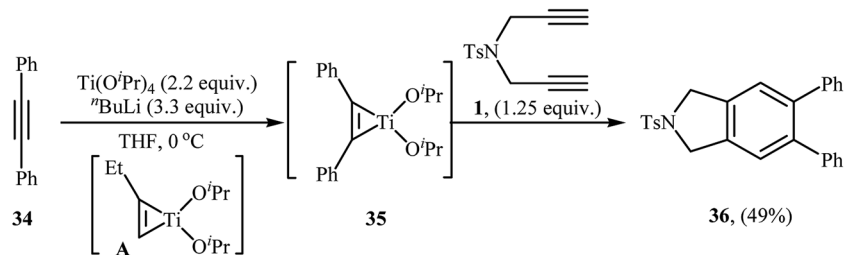
synthesized highly substituted isoindolines **38** in moderate yields (Scheme 13).²³

A method involving the microwave-assisted intramolecular cyclization of *N*-(prop-2-ynyl)octa-2,7-diyn-1-amine **39** was also developed, leading to the formation of 6,7,8-trihydrocyclopenta [*e*]isoindoline **40** in 48% yield (Scheme 14). The reaction was

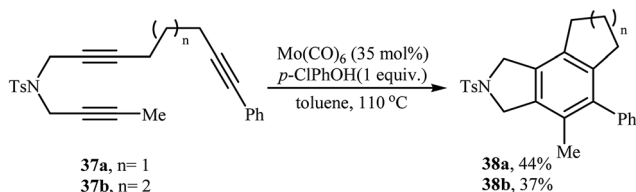
performed under metal-free conditions using focused microwave heating in DMF.²⁷

Recently, an excellent method for the generation of furo-isoindoline **42a** and pyrrolo-isoindoline **51** from triynes **41a** and **41b** have been reported by Roglans and co-workers using hybrid silica material **20** as a catalyst in refluxing ethanol

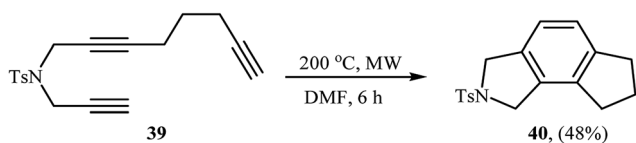
Scheme 11 Iridium(III)-catalyzed synthesis of highly substituted isoindolines **33**.



Scheme 12 Formation of isoindoline **36** by the $\text{Ti}(\text{O}i\text{Pr})_4/n\text{BuLi}$ -mediated cycloaddition of dipropargyl amine **1** with internal alkyne **34**.



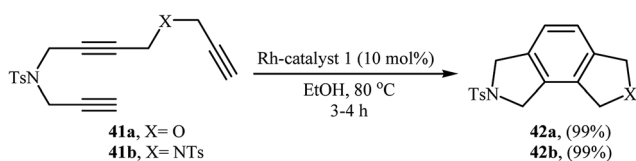
Scheme 13 Mo-catalyzed synthesis of isoindolines **38** through intramolecular cycloaddition reaction.



Scheme 14 Formation of 6,7,8-trihydrocyclopent[aj]isoindoline **40** through non-metal-catalyzed intramolecular alkyne cyclo-trimerization reaction promoted by focussed microwave heating.

(Scheme 15).¹⁴ Previously, the group of Aubert applied this methodology to the preparation of **42b** using $[\text{Co}(\text{H})(\text{PMe}_3)_4]/\text{THF}$ system.²⁸ The same authors also synthesized 4,5-dichlorinated analogue of **42b** from the corresponding triyne using $\text{Cp}^*\text{Ru}(\text{cod})\text{Cl}/\text{DCE}$ and $\text{CpCo}(\text{CO})(\text{dimethylfumarate})/\text{toluene}$ systems.²⁹

2.1.3. Chiral isoindolines. Mori and co-workers were the first to describe a $\text{Ni}(0)$ -catalyzed enantioselective $[2 + 2 + 2]$ cycloadditions of dipropargyl amines with alkynes for the synthesis of chiral isoindolines. They showed that the reaction of unsymmetrical *N*-(prop-2-ynyl)penta-1,4-diyne-3-amines **43** and acetylene in the presence of $\text{Ni}(\text{cod})_2$ as the catalyst and (*S,S*)-BPPM as the ligand furnishes 1,7-disubstituted isoindolines **44** in good yields with moderate enantioselectivity (Scheme 16).³⁰



Scheme 15 Rh-catalyzed synthesis of furo-isoindoline **42a** and pyrrolo-isoindoline **42b** from triynes **41a** and **41b**, respectively.

Along this line, Tanaka's group reported the enantioselective synthesis of axially chiral biaryl diphosphonates **47** and dicarboxylate **49** by cationic rhodium(I)/Segphos complex catalyzed $[2 + 2 + 2]$ cycloaddition of internal di(but-2-ynyl)amines **9a** (and **45**) with a phosphonate-**46** and ester-substituted 1,3-butadiyne **48**, respectively. The desired double-annulation products were obtained in moderate to good yields and outstanding enantiomeric excesses (Scheme 17). It is noted that the use of electron-deficient phosphonate- or ester-substituted 1,3-butadiyne as a cycloaddition partner is crucial for the success of this reaction.³¹

In 2009, Shibata and co-workers were able to synthesize the chiral tetraphenylenes **51** by the consecutive inter- and intramolecular cycloadditions of two *N*-(3-(2-ethynylphenyl)prop-2-ynyl)-3-phenylprop-2-yn-1-amines **50** using $[\text{Rh}(\text{cod})_2]\text{BF}_4$ as the catalyst and Cy-BINAP as the chiral ligand (Scheme 18).³² Asymmetric Ir-catalyzed $[2 + 2 + 2]$ cycloaddition of dipropargyl amines in both inter- and intramolecular fashions to isoindoline derivatives has also been well documented in the literature by the same research team.^{33–35}

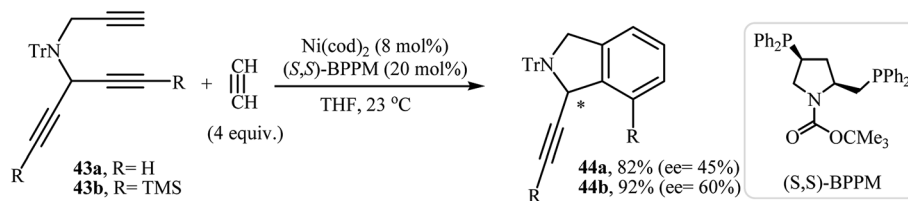
2.2. Isoindoline derivatives from nitrogen-linked 1,6-diyne and alkenes

2.2.1. Achiral isoindolines via intermolecular $[2 + 2 + 2]$ cycloadditions

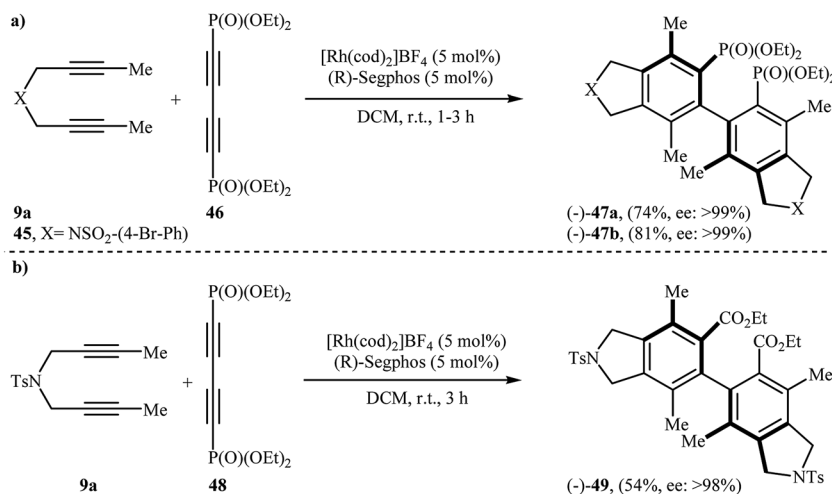
2.2.1.1. Rhodium. Rh-catalyzed intermolecular $[2 + 2 + 2]$ cyclization of nitrogen-linked 1,6-diyne with olefins is a straightforward route to the isoindoline cores. One of the earliest reports of the applicability of these reactions, has been reported by Hara, Hirano, and Tanaka in 2008. They showed that intermolecular $[2 + 2 + 2]$ cycloaddition of internal dipropargyl amine **9a** with enol ethers **52** in the presence of $[\text{Rh}(\text{cod})_2]\text{BF}_4$ as the catalyst and *ras*-BINAP as a biphosphine ligand in DCM led to the corresponding di- and trisubstituted isoindolines **53** in good to excellent yields (Scheme 19a). The mechanistic course of this reaction sequence is shown in Scheme 19b, and involves the initial formation of the rhodacyclopentadiene **A** from the reaction of diyne **9a** with rhodium. Insertion of **52** into one of the Rh–C bonds gives intermediate **C** through intermediate **D**. Finally, reductive elimination of rhodium affords the observed isoindolines **53** (Scheme 19b).^{36,37}

They also showed that treatment of diyne **9a** with vinylene carbonate **54** under the aforementioned rhodium catalyst gave the corresponding 4,7-dimethyl-2-tosylisoindolin-5-ol **55** in yield of 82% (Scheme 20).³⁸ More recently, the same authors





Scheme 16 Ni(0)-catalyzed enantioselective [2 + 2 + 2] cycloadditions of dipropargyl amines **43** with acetylene.



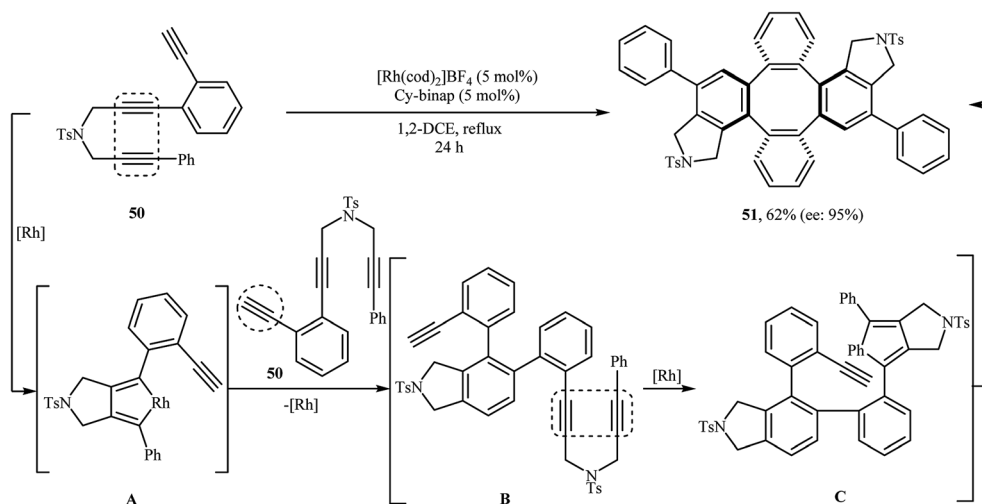
Scheme 17 (a) Formation of axially chiral biaryl diphosphonates **47** through Rh(I)-catalyzed [2 + 2 + 2] cycloaddition; (b) synthesis of axially chiral biaryl dicarboxylate **49** from **9a** and ester-substituted 1,3-butadiene **48**.

extended their methodology to cyclization of dipropargyl amines with 2,3-dihydrofuran to 2-(isoindolin-6-yl)ethanol derivatives.³⁹

To develop a new protocol for the synthesis of isoindoline derivatives *via* [2 + 2 + 2] cycloaddition reaction, Tong and co-workers have investigated the cyclization of dipropargyl amines **56** with potassium (*Z*)-(2-bromovinyl)trifluoroborates **57** in the presence of Rh(OH)(cod)/PPh₃/CsF system in dioxin/

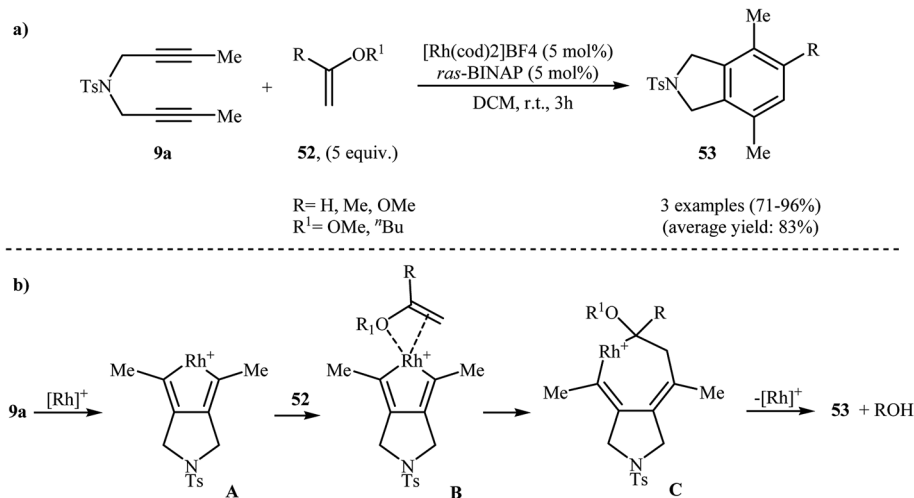
water, and moderate to good yields of desired products **58** were obtained (Scheme 21). The reaction scope appears that the diynes with internal alkene units are more reactive than those with terminal alkene units. A plausible catalytic cycle is depicted in Scheme 22.⁴⁰

2.2.1.2. Cobalt. The utility of CoI₂(PPh₃)₂/Zn system in the [2 + 2 + 2] cycloaddition of dipropargyl amines with allenes has been described by Cheng *et al.* They showed that *N*-propargyl amine **1**

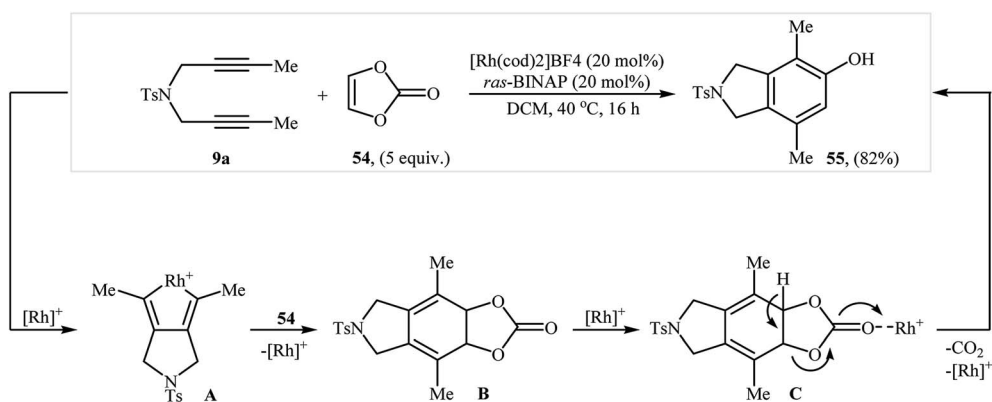


Scheme 18 Shibata's synthesis of chiral tetraphenylenes **51**.



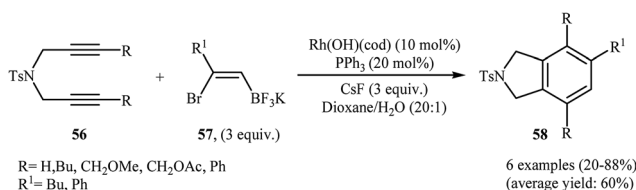


Scheme 19 (a) Rh(I)-catalyzed [2 + 2 + 2] cycloaddition of **9a** with enol ethers **52** to isoindolines **53**; (b) mechanism proposed to explain the isoindolines **53** synthesis developed by Tanaka.



Scheme 20 Tanaka's synthesis of isoindoline **55** from **9a** and vinylene carbonate **54** in the presence of Rh(I)/*ras*-BINAP.

in the treatment with allenes **59** in the presence of $\text{CoI}_2(\text{PPh}_3)_2$ and zinc powder in 1,2-dichloroethane at 80 °C, underwent a [2 + 2 + 2] cycloaddition to afford cyclohexadiene intermediates **A**, that after isomerization led to the 5-substituted isoindolines **60** in good yields (Scheme 23).⁴¹ It is noted that in the absence of zinc powder, no reaction occurred. To the best of our awareness this is the only example of isoindolines synthesis from dipropargyl amines and allenes reported so far.

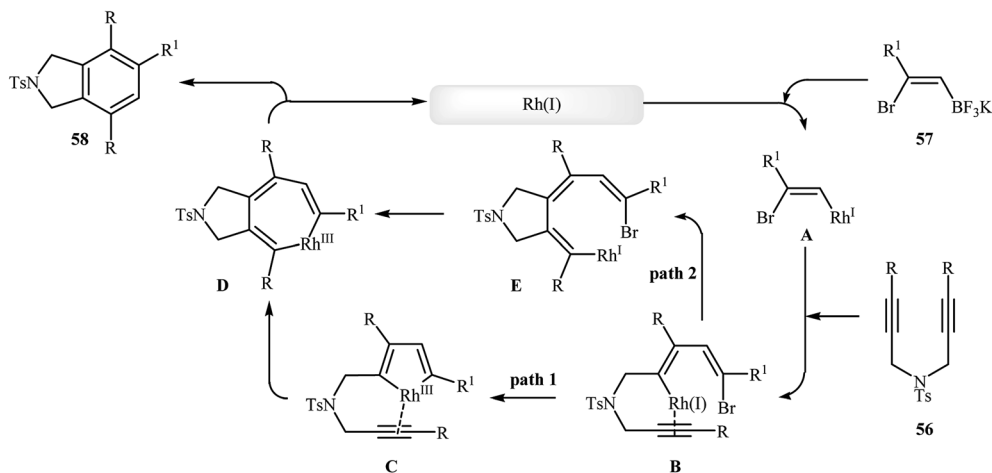
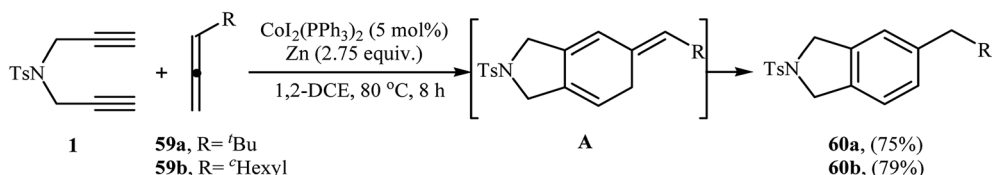


Scheme 21 Synthesis of highly substituted isoindolines **58** through Rh(I)-catalyzed [2 + 2 + 2] cycloadditions of 1,6-diyne **56** with potassium (Z)-(2-bromovinyl)trifluoroborates **57**.

2.2.2. Achiral isoindolines via intramolecular [2 + 2 + 2] cycloadditions. The reported methods for the synthesis of isoindoline cores *via* intramolecular cyclization of dipropargyl amines with olefins are very scarce and to the best of our knowledge there is only one example for such reactions. A Rh-catalyzed polycyclization of linear diyne-enones **61** has been developed for construction of fused isoindolines **62** in two steps under microwave irradiation. The polycyclization takes place through Rh-catalyzed intramolecular [2 + 2 + 2] cycloaddition of vinyl ketone with the diyne followed by aromatization to give observed products in moderate yields (Scheme 24a).⁴² Co/Mn-catalyzed intramolecular [2 + 2 + 2] cycloaddition of enediynes **63**, provided unsaturated isoindolines **64** instead (Scheme 24b).⁴³

2.2.3. Chiral isoindolines. Shibata and co-workers were the first to use a chiral rhodium complex-catalyzed intermolecular [2 + 2 + 2] cycloaddition of dipropargyl amines with olefins, to generate chiral isoindoline derivatives. In their investigations they reacted different unsymmetrical dipropargyl amines **65** with norbornene **66** in the presence of Rh-difluorophos complex,



Scheme 22 Mechanism that accounts for the formation of **58**.Scheme 23 Synthesis of isoindolines **60** described by Cheng.

and obtained tetracyclic products **67** in moderate to high yields with good to excellent enantioselectivity. As shown in Table 3 the reaction was more efficient for diynes possessing an ester functionality at their alkyne terminus.⁴⁴

In another interesting report, Roglans and co-workers utilized rhodium complex **A** in the enantioselective intramolecular [2 + 2 + 2] cycloaddition of enediynic macrocycles **68** to prepare fused tetracycles **69** (Scheme 25).⁴⁵ Interestingly, using PNSO (*N*-phosphino *tert*-butylsulfonamides)/Rh complex

A as catalyst, the reaction afforded **69** in opposite enantioselectivity to that obtained with complex **A**.⁴⁶

2.3. Isoindoline derivatives from nitrogen-linked 1,6-diyenes and arynes

The intermolecular [2 + 2 + 2] cocyclotrimerization of arynes with diynes represents an interesting method to prepare naphthalene ring systems. The use of this protocol in the synthesis of benzene fused isoindolines has been scarcely studied; in fact, only one example of such a reaction was reported in the literature by Hsieh and Cheng. They observed that treatment of dipropargyl amine **1** with 2-(trimethylsilyl)phenyl trifluoromethanesulfonate **70** (as benzyne precursor) in the presence of NiBr₂(dppe)/CsF/Zn system gave 2,3-dihydro-1*H*-benzo[*f*]isoindole **71** in yield of 74% (Scheme 26).⁴⁷

3. 2,3-Dihydro-1*H*-pyrrolo[3,4-*c*]pyridine derivatives from nitrogen-linked 1,6-diyenes and nitriles

3.1. Achiral 2,3-dihydro-1*H*-pyrrolo[3,4-*c*]pyridines via intermolecular [2 + 2 + 2] cycloadditions

3.1.1. Cobalt. After the pioneering work of Chiusoli and Costa, in 1989,^{48,49} who showed that dicobalt octacarbonyl complex could catalyze intermolecular [2 + 2 + 2] cycloaddition of dipropargyl amines with nitriles to give 2,3-dihydro-1*H*-pyrrolo[3,4-*c*]pyridines, this methodology has developed into a general powerful tool for the synthesis of a wide range of 2,3-

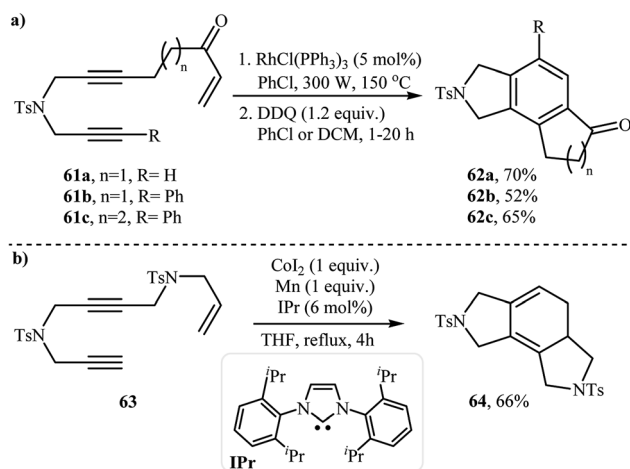
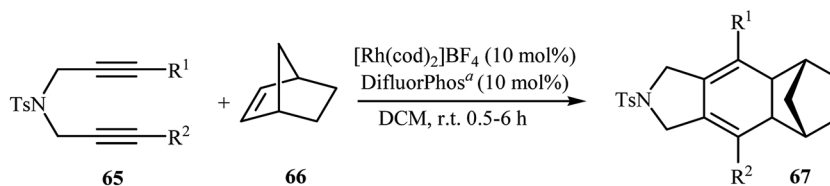
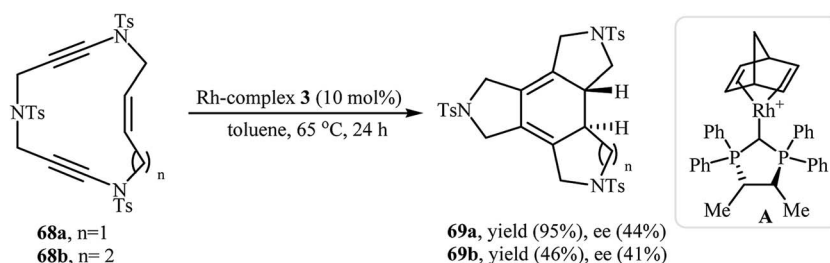
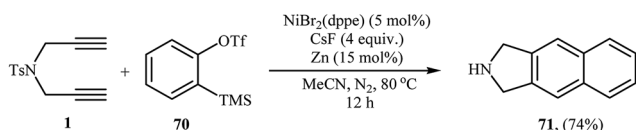
Scheme 24 (a) Microwave-assisted polycyclization of linear diyne-ones **61**; (b) Co-catalyzed intramolecular [2 + 2 + 2] cycloaddition of enediynes **63**.

Table 3 Rh-catalyzed asymmetric cycloaddition of nitrogen-linked 1,6-diyenes **65** with norbornene **66**^a

Entry	R ¹	R ²	Yield (%)	ee (%)
1	Ph	CO ₂ Me	83	96
2	Ph	Me	34	69
3	Ph	COMe	56	95
4	Ph	CH ₂ OMe	70	69
5	4-OMe-Ph	CO ₂ Me	90	95
6	4-(CO ₂ Et)-Ph	CO ₂ Me	93	96

^a 5,5'-Bis(diphenylphosphino)-2,2,2',2'-tetrafluoro-4,4'-bi-1,3-benzodioxole.

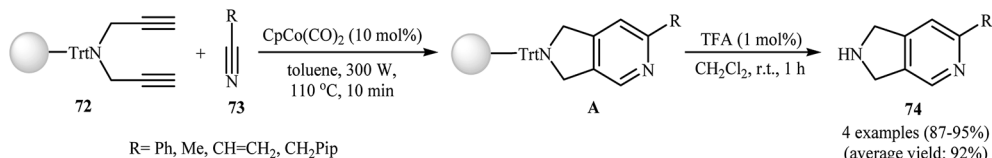
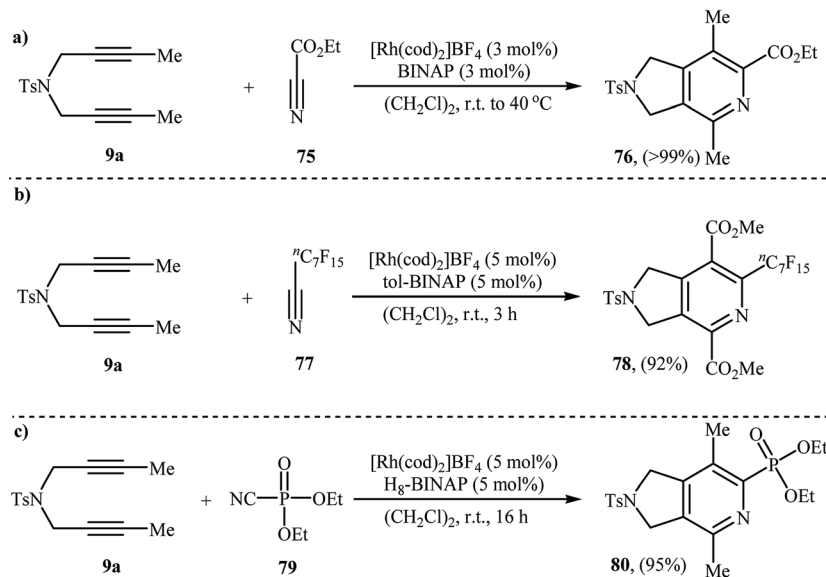
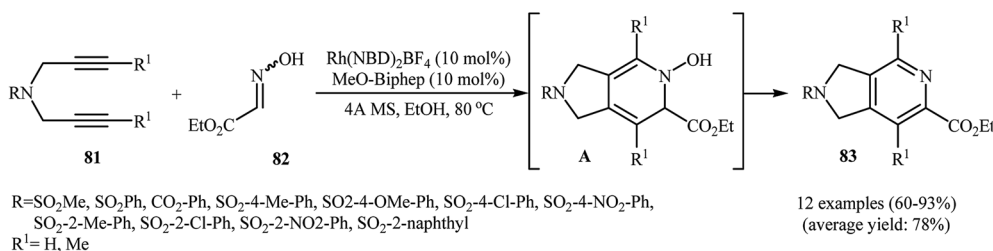
Scheme 25 Rh(i)-catalyzed [2 + 2 + 2] cycloisomerization of enediyne macrocycles **68**.Scheme 26 Single example of a Ni-catalyzed [2 + 2 + 2] cycloaddition of dipropargyl amine **1** with 2-(trimethylsilyl)phenyl trifluoromethanesulfonate **70**.

dihydro-1*H*-pyrrolo[3,4-*c*]pyridine derivatives. Thus, numerous cobalt-based catalytic systems have been developed (Table 1). These include: CpCo(PPh₃)₂,⁵⁰ dppe/CoCl₂·6H₂O/Zn,⁵¹ [CpCo(CO)(fumarate)],⁵² [CpCo(cod)],⁵³ and (1-neomenthylindenyl)Co(cod).⁵⁴ An important study on this interesting field was carried out by Young and Deiters, in which solid-supported *N*-trityl dipropargyl amine **72** were transformed into 2,3-dihydro-1*H*-pyrrolo[3,4-*c*]pyridine derivatives **74** by the treatment with nitriles **73** in the presence of CpCo(CO)₂ under microwave irradiation (300 W) for 10 min, and then deprotection of trityl group with trifluoroacetic acid. The reaction tolerates both aromatic and aliphatic nitriles and gave final product in excellent yields (Scheme 27).⁵⁵ DFT calculations suggest that this transformation takes place through cobaltacyclopentadiene intermediate.⁵⁶

3.1.2. Rhodium. A preliminary example of Rh-catalyzed [2 + 2 + 2] cycloaddition of dipropargyl amines with nitriles has been reported by Tanaka *et al.*, in 2006. They showed that treatment of diene **9a** with ethyl cyanofornate **75** in the presence of [Rh(cod)₂]BF₄/BINAP system afforded the corresponding 2,3-dihydro-1*H*-pyrrolo[3,4-*c*]pyridine **76** in a 99% isolated yield (Scheme 28a).⁵⁷ Shortly afterwards, the same group has investigated the cycloaddition of **9a** with perfluoroalkylacetylene **77** under the aforementioned rhodium catalyst but using a higher catalyst loading (Scheme 28b).⁵⁸ The authors also reported an example of pyrrolidine-fused pyridine **80** preparation from **9a** and diethyl phosphorocyanidate **79** (Scheme 28c).⁵⁹

Recently, Wan and co-workers described a general and efficient synthesis of 4,6,7-trisubstituted 2,3-dihydro-1*H*-pyrrolo[3,4-*c*]pyridines **83** by the [2 + 2 + 2] cycloaddition of corresponding dipropargyl amines **81** with ethyl 2-(hydroxyimino)acetate **82** employing a Rh(NBD)₂BF₄/MeO-biphep combination as the catalytic system in refluxing ethanol. This process tolerated various sensitive functional groups and generally provided **83** in good to excellent yields (Scheme 29). However, dipropargyl amines derived from 4-bromobenzene-sulfonamide don't work well under this reaction conditions. The results also demonstrate that the reaction do not give good yields with aromatic aldoximes, and aliphatic aldoximes failed to participate in the reaction.⁶⁰ The mechanism proposed by the authors to explain

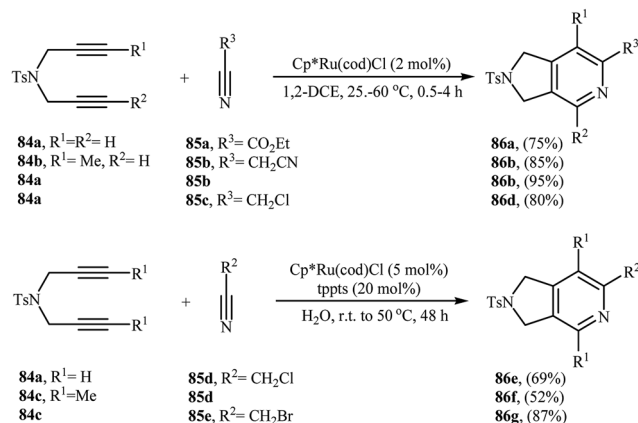


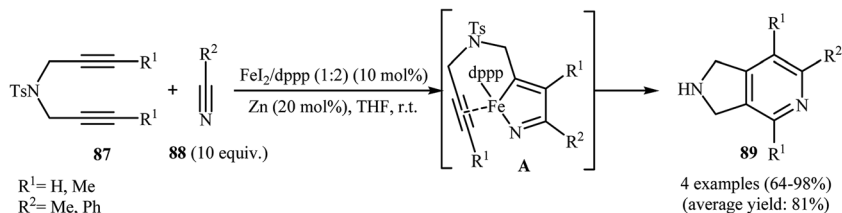
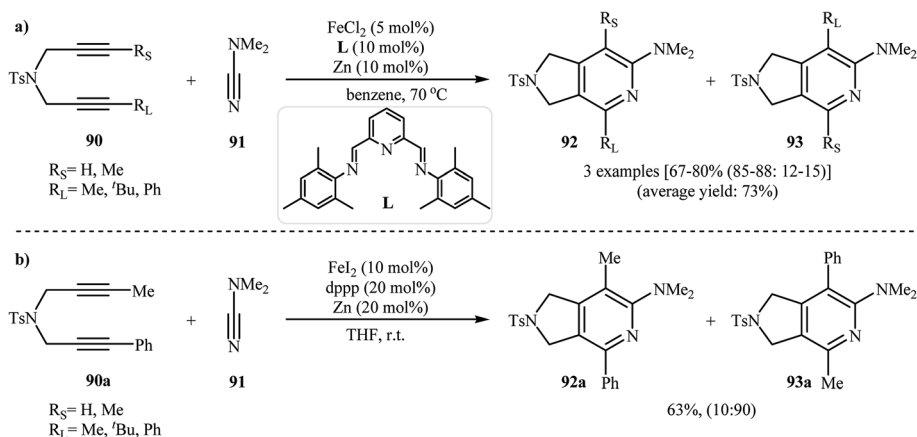
Scheme 27 Microwave-mediated solid-supported formation of 2,3-dihydro-1*H*-pyrrolo[3,4-*c*]pyridine derivatives **74**.Scheme 28 Rh-catalyzed [2 + 2 + 2] cycloaddition of nitrogen-linked 1,6-diyene **9a** with nitriles developed by Tanaka.Scheme 29 Rhodium-catalyzed [2 + 2 + 2] cycloaddition of 1,6-diyenes **81** and ethyl 2-(hydroxyimino)acetate **82** developed by Wan.

this reaction is based on the formation of hydroxylpyridine derivatives **A** as intermediates from the starting dipropargyl amines and oximes, followed by their spontaneous dehydration.⁶¹

3.1.3. Ruthenium. Although, ruthenium catalyzed [2 + 2 + 2] cycloadditions of nitrogen-linked 1,6-diyne with nitriles are extremely efficient, they have received scarce attention. The most commonly used Ru-complex in general, and particularly in this chemistry, are commercially available Cp^{*}Ru(cod)Cl, though only a few synthetic applications were reported (Scheme 30).⁶²⁻⁶⁷

3.1.4. Iron. In 2011, B. Wan and co-workers demonstrated for the first time the usefulness of iron catalysts for the construction of 2,3-dihydro-1*H*-pyrrolo[3,4-*c*]pyridines. Thus, in the presence of FeI₂/dppp/Zn as catalytic system in anhydrous tetrahydrofuran at room temperature, cycloaddition of dipropargyl amines **87** with nitriles **88** furnished corresponding

Scheme 30 Ruthenium catalyzed [2 + 2 + 2] cycloadditions of dipropargyl amines **84** with nitriles **85**.

Scheme 31 Cycloaddition of 1,6-diyenes **87** with nitriles **88** catalyzed by $\text{FeI}_2/\text{dppp}/\text{Zn}$ system.Scheme 32 (a) Iron-catalyzed regioselective cycloaddition reaction of diynes **90** and dimethylcyanamide **91** developed by Louie; (b) iron-catalyzed cycloaddition reaction of diene **90a** and dimethylcyanamide **91** developed by Wan.

pyrrolidine-fused pyridines **89** via azaferracyclopentadiene intermediates **A** (Scheme 31). The results showed that propargyl amines with internal alkyne unite gave higher yields than those with terminal unite, and aryl nitriles are slightly more reactive than alkyl nitriles.⁶⁸ Shortly after, the same author showed that their catalytic system could effectively catalyze the cycloaddition of dipropargyl amines with cyanamides.⁶⁹

Along this line, Louie and co-workers reported an elegant regioselective iron-catalyzed [2 + 2 + 2] cycloaddition between unsymmetrical dipropargyl amines **90** and dimethylcyanamide **91** employing 5 mol% FeCl_2 as catalyst, 10 mol% bis(imino)pyridine as ligand, and 10 mol% Zn dust as reductant in benzene. Although both of possible regioisomers of the

pyrrolidine-fused pyridines **92** and **93** are produced, their combined yields are good. Interestingly, in all cases the isomer that the larger alkyne substituent is placed next to the pyridine nitrogen has highest yield (Scheme 32a).⁷⁰ In sharp contrast, the same reaction using Wan's catalytic system shows a strong preference to place the smaller substituent next to the pyridine nitrogen (Scheme 32b).^{69,70} The author proposed mechanism to explain this different reaction patterns is depicted in Fig. 2.

3.1.5. Nickel. Nickel catalyzed [2 + 2 + 2] cycloaddition of dipropargyl amines with nitriles has been scarcely studied; in fact, only three examples of such a reaction were reported in the literature (Scheme 33). In 2005, the group of J. Louie presented an example of Ni-catalyzed [2 + 2 + 2] cycloaddition between

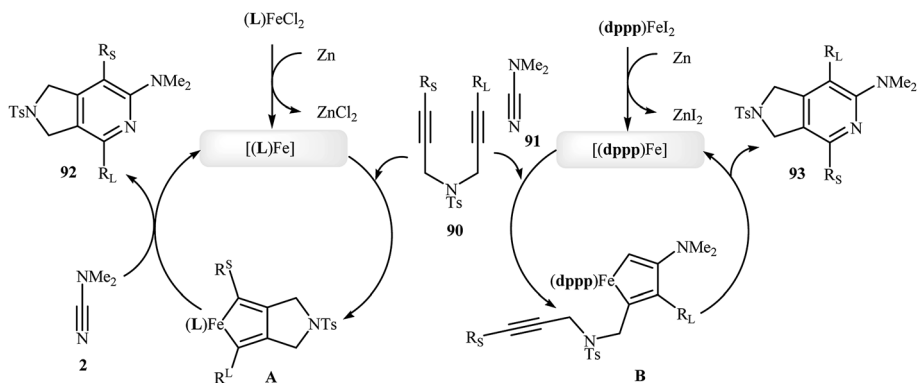
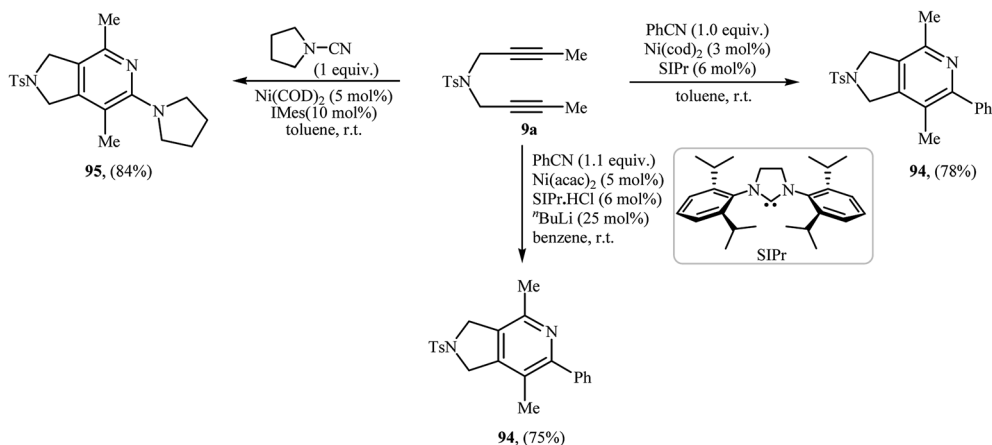
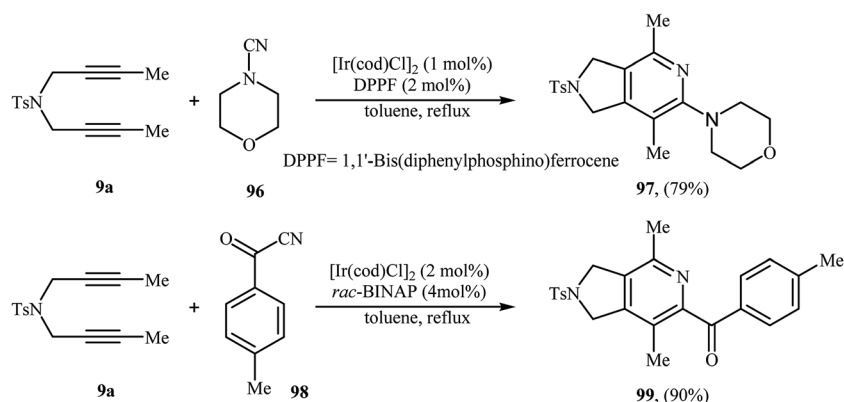


Fig. 2 Mechanistic proposal for the reactions in Scheme 32.





Scheme 33 Nickel catalyzed [2 + 2 + 2] cycloaddition reactions of dipropargyl amine **9a** with nitriles.



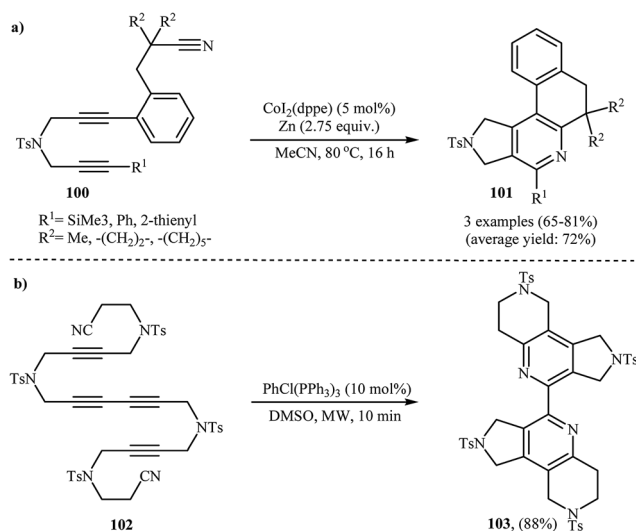
Scheme 34 Synthesis of pyrrolidine-fused pyridines **97** and **99** described by Takeuchi.

internal dipropargyl amine **9a** and benzonitrile employing 3 mol% of $\text{Ni}(\text{cod})_2$ as catalyst and 6 mol% of SIPr as ligand in toluene at room temperature. The corresponding pyrrolidine-fused pyridines **94** was obtained in yield of 78%.⁷¹ Subsequently, the same group reinvestigated this reaction using $\text{Ni}(\text{acac})_2/\text{SIPr}\cdot\text{HCl}/t\text{BuLi}/\text{benzene}$ system but lower yield than previously reported was obtained.⁷² Ni-catalyzed cycloaddition of **9a** and pyrrolidine-1-carbonitrile, was also reported by the same authors.⁷³

3.1.6. Iridium. The [2 + 2 + 2] cycloaddition of dipropargyl amines with nitriles can also be carried out efficiently by iridium(i) complex of $[\text{Ir}(\text{cod})\text{Cl}]_2$ (Scheme 34).^{74,75} However, the number of reported examples are very scarce and there is an urgent need to study the scope and limitations of this chemistry.

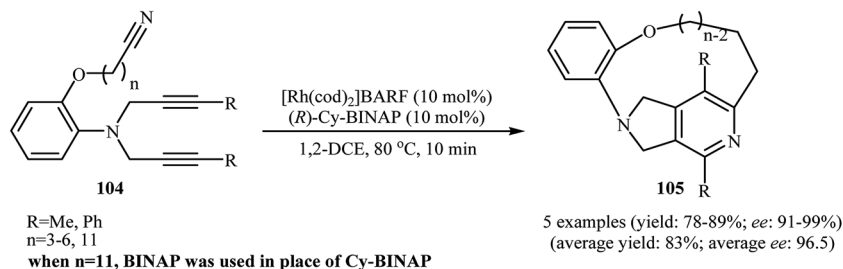
3.2. Achiral 2,3-dihydro-1H-pyrrolo[3,4-c]pyridines via intramolecular [2 + 2 + 2] cycloadditions

To develop a new protocol for the construction of 2,3-dihydro-1H-pyrrolo[3,4-c]pyridines via [2 + 2 + 2] cycloaddition reaction, Cheng and co-workers have investigated the purely intramolecular cycloaddition of dipropargyl amine-nitriles **101** in the presence of $\text{CoI}_2(\text{dppe})/\text{Zn}$ system in refluxing acetonitrile, and



Scheme 35 (a) Synthesis of pyrrolidine-fused pyridine derivatives **101** through Co-catalyzed intramolecular cycloaddition of dipropargyl amine-nitriles **100**; (b) microwave-assisted intramolecular cycloaddition of dicyanotetraene **102**.





Scheme 36 Enantioselective synthesis of planar-chiral macrocyclic tripodal cage compounds **105** described by Shibata.

good yields of polycyclic products **102** was obtained (Scheme 35a).⁷⁶ The intramolecular cycloaddition of dipropargyl amine-nitriles was also performed under microwave-assisted conditions.^{77,78} For example, 2-(pyridin-2-yl)pyridine **103** was prepared in yield of 88% *via* Rh(I)-catalyzed double cocyclization of **102** under microwave irradiation at 90 °C (Scheme 35b).⁷⁸

3.3. Chiral 2,3-dihydro-1H-pyrrolo[3,4-c]pyridines

There has been a recent increase in the use of chiral substrates or ligands in the [2 + 2 + 2] cycloaddition of dipropargyl amines with nitriles for the construction of chiral cycloadducts. In an elegant study, Shibata's group disclosed the catalytic enantioselective synthesis of planar-chiral macrocyclic tripodal cage compounds **105** *via* rhodium(I)/(*R*)-Cy-BINAP complex-catalyzed intramolecular cycloaddition of 2-aminophenol-tethered dipropargyl amine-nitriles **104** (Scheme 36).^{79,80} Under optimized conditions, cycloadducts **105** were obtained in high yields and excellent enantiomeric excess up to 99% ee. However, very poor enantioselectivities were achieved with diyne-nitriles possessing very long ansa chains ($n = 11$). To solve this problem, the authors replaced Cy-BINAP with BINAP. Along this line, Tanaka and co-workers reported an example of regio- and enantioselective synthesis of axially chiral 7-(2-chlorophenyl)-pyrrolidinopyridine **107** by cationic rhodium(I)/(*S*)-H₈-BINAP complex catalyzed atroposelective [2 + 2 + 2] cycloaddition of unsymmetrical dipropargyl amine **106** with ethyl cyanofornate **85a** (Scheme 37a)⁸¹ and Tan's group performed Rh-catalyzed [2 +

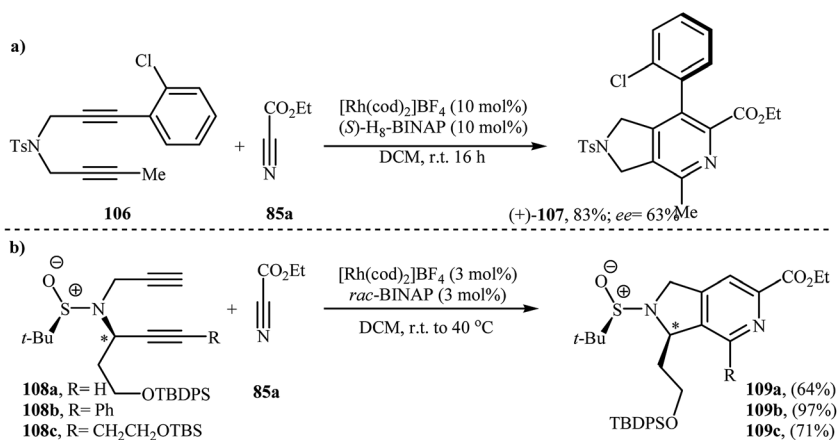
2 + 2] cycloaddition of chiral *tert*-butylsulfonamidated *N*-propargyl amines **108** with **85a** to prepare chiral pyrrolidine-fused pyridine **109** (Scheme 37b).⁸²

4. 2,3-Dihydro-1H-pyrrolo[3,4-c]pyridin-6(5H)-one derivatives from nitrogen-linked 1,6-diyenes and isocyanates

4.1. Achiral 2,3-dihydro-1H-pyrrolo[3,4-c]pyridin-6(5H)-ones

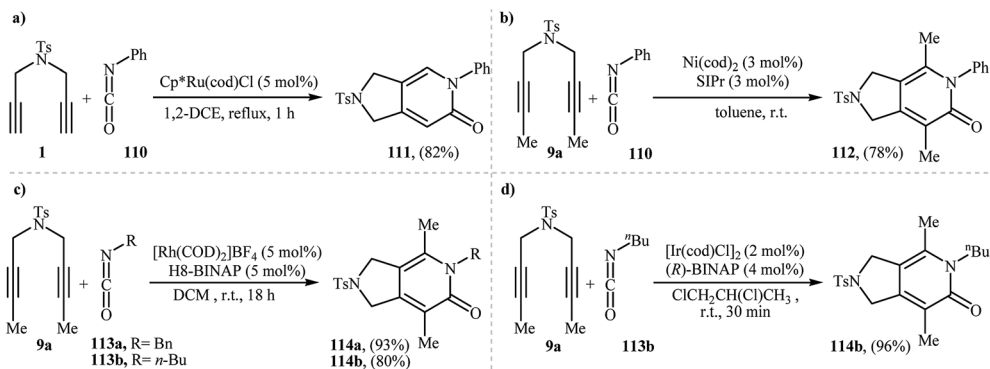
The first mention of the synthesis of 2,3-dihydro-1H-pyrrolo[3,4-c]pyridin-6(5H)-ones through a ruthenium(II)-catalyzed [2 + 2 + 2] cycloaddition between dipropargyl amines and isocyanates can be found in a 2001 paper by Itoh, although only one example was described (Scheme 38a).⁸³ Louie and co-workers have subsequently shown that Ni(cod)₂/SIPr system can also efficiently catalyze this reaction (Scheme 38b).⁸⁴ Later, the group of Tanaka extended the scope of isocyanates to benzyl and alkyl isocyanates employing a cationic rhodium(I) catalytic system (Scheme 38c)⁸⁵ and Takeuchi's group improved the efficiency of this reaction in terms of yield and reaction time by performing the process in refluxing 1,2-dichloropropane using [Ir(cod)Cl]₂ as the catalyst (Scheme 38d).⁸⁶

Recently, Pérez-Castells *et al.* described the preparation of 2,3-dihydro-1H-pyrrolo[3,4-c]pyridin-6(5H)-ones **117** in moderate yields *via* [2 + 2 + 2] cycloaddition of isocyanates **116** with both symmetrical and unsymmetrical dipropargyl amines **115** in the

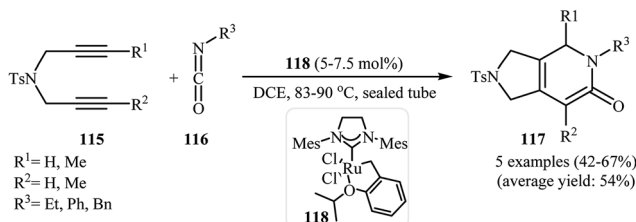


Scheme 37 (a) Rh-catalyzed atroposelective [2 + 2 + 2] cycloaddition of unsymmetrical diyene **106** with ethyl cyanofornate **85a** described by Tanaka; (b) Rh-catalyzed cycloaddition of chiral *tert*-butylsulfonamidated *N*-propargylamines **108** with **85a** reported by Tan.





Scheme 38 Synthesis of pyrrolidine-fused pyridones via transition metal catalyzed [2 + 2 + 2] cycloaddition of nitrogen-linked 1,6-diyenes with isocyanates.



Scheme 39 Ruthenium-alkylidene complex **118** catalyzed cycloaddition of 1,6-diyenes **115** with isocyanates **116** described by Pérez-Castells.

presence of catalytic amounts of ruthenium-alkylidene complex **118** (Scheme 39). The reaction of unsymmetrical dipropargyl amines exhibits remarkable regioselectivity, and the substituent is located exclusively next to the 2-pyridone nitrogen. The proposed mechanism is outlined in Fig. 3.⁸⁷

4.2. Chiral 2,3-dihydro-1*H*-pyrrolo[3,4-*c*]pyridin-6(5*H*)-ones

In 2008, Tanaka and co-workers reported an example of axially chiral 2,3-dihydro-1*H*-pyrrolo[3,4-*c*]pyridin-6(5*H*)-one preparation through a cationic rhodium(i)-catalyzed [2 + 2 + 2] cycloaddition strategy. They showed that dipropargyl amine **9a** underwent cyclization with 2-methoxybenzene-isocyanate **119** in the presence

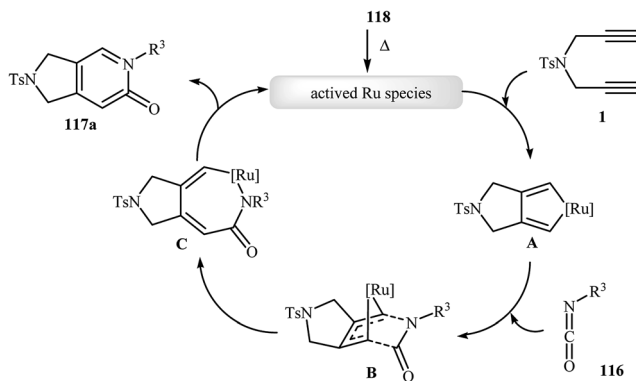


Fig. 3 Mechanism that accounts for the formation of **117a**.

of $[\text{Rh}(\text{cod})_2]\text{BF}_4/(\text{R})\text{-BINAP}$ as catalytic system in DCM at room temperature and gave the corresponding pyrrolidine-fused pyridinone **120** in good yield (70%), although in low enantiomeric excess (34%) (Scheme 40, conditions A).⁸⁸ five years later, the group of Aubert reinvestigated this reaction employing $[\text{Rh}(\text{cod})\text{Cl}]_2/(\text{R})\text{-BINAP}/\text{AgBF}_4$ combination as the catalytic system. Under these conditions, the cycloadduct **120** was obtained in good enantiomeric excess, although in low yield (Scheme 40, conditions B).⁸⁹ This drawback was significantly improved by replacing of (*R*)-BINAP with (*R*)-DM-BINAP (Scheme 40, conditions C).⁹⁰

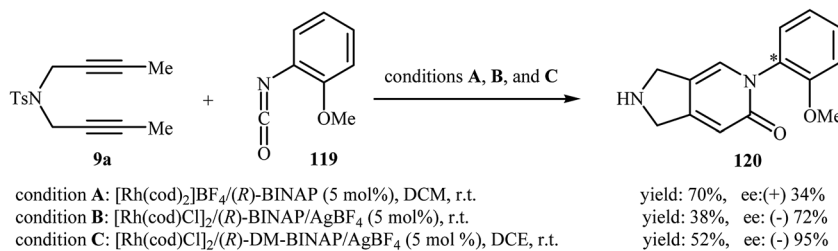
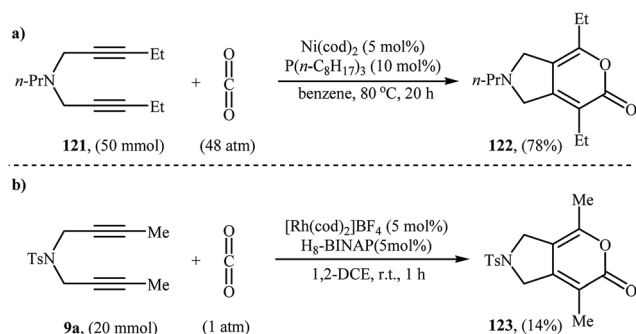
5. 2,3-Dihydro-pyrano[4,3-*c*]pyrrol-6(1*H*)-ones from nitrogen-linked 1,6-diyenes and carbon dioxide

An interesting and rare example for the synthesis of 2,3-dihydro-pyrano[4,3-*c*]pyrrol-6(1*H*)-ones was reported by Saegusa *et al.* in 1988. Thus, in refluxing benzene, Ni(0)-catalyzed [2 + 2 + 2] cycloaddition between dipropargyl amine **121** and carbon dioxide, furnished -dihydro-pyrano[4,3-*c*]pyrrol-6(1*H*)-one **122** in yield of 78% (Scheme 41a). The mechanism proposed by the authors to explain this reaction is depicted in Scheme 42.⁹¹ 26 years later, Tanaka and co-workers reinvestigated this reaction employing $[\text{Rh}(\text{cod})_2]\text{BF}_4/\text{H}_8\text{-BINAP}/\text{DCE}$ system, but the corresponding 2-pyranone **123** was isolated in only 14% yield (Scheme 41b).⁹²

6. 2,3-Dihydro-pyrrolo[3,4-*c*]pyridin-6-imines from nitrogen-linked 1,6-diyenes and carbodiimides

Young and Deiters have also developed a novel method for the preparation of 2,3-dihydro-pyrrolo[3,4-*c*]pyridin-6-imines **125** involving Co(II)-catalyzed [2 + 2 + 2] cycloaddition of resin-bound *N*-trityl dipropargyl amine **72** with carbodiimides **124** under microwave irradiation conditions, followed by deprotection of trityl group with trifluoroacetic acid (Scheme 43a). The authors found that microwave irradiation play a crucial role for the success of the reaction. When the same

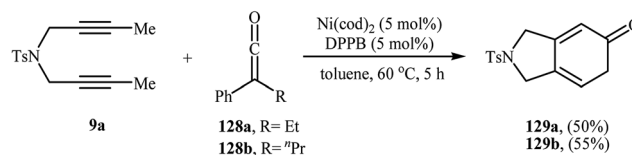
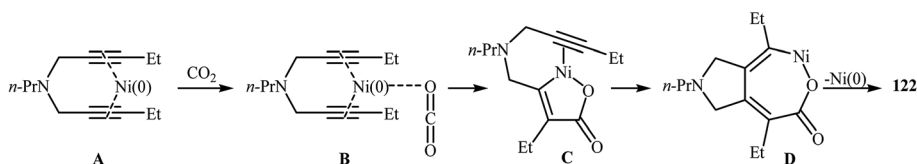


Scheme 40 Atroposelective [2 + 2 + 2] cycloaddition of dipropargyl amine **1** with 2-methoxybenzene-isocyanate **2**.Scheme 41 (a) Synthesis of dihydropyrano[4,3-c]pyrrol-6(1H)-one **122** developed by Saegusa; (b) Tanaka's synthesis of dihydropyrano[4,3-c]pyrrol-6(1H)-one **123**.

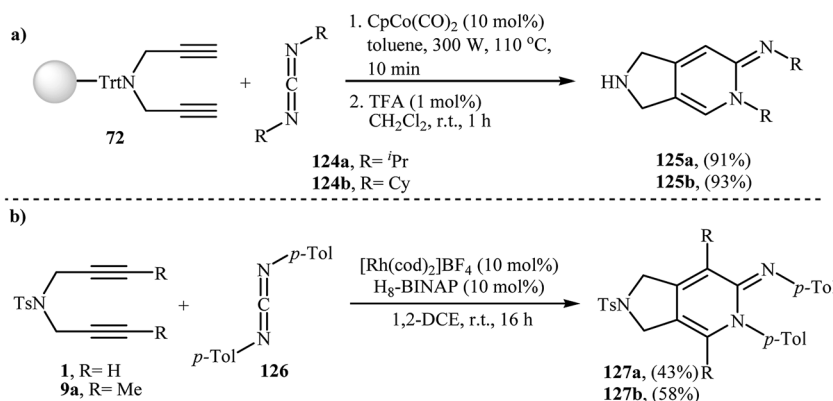
cyclotrimerization was conducted without microwave irradiation, no product formation was observed, even after a prolonged reaction time of 24 h at 110 °C.⁵⁵ In a closely related investigation Tanaka and co-workers reported a cationic rhodium(I) catalytic system to get access to 2,3-dihydro-pyrrolo[3,4-*c*]pyridin-6-imines **127** (Scheme 43b).⁹²

7. 2,3-Dihydro-1H-isoindol-5-ones from nitrogen-linked 1,6-diyenes and ketenes

Ketenes are one of the latest coupling partners to join the [2 + 2] cycloaddition story of dipropargyl amines. In 2011, Louie *et al.* successfully prepared 2,3-dihydro-1H-isoindol-5-ones **129** utilizing cycloaddition of dipropargyl amine **9a** and 1.2 equivalents of ketenes **128** in the presence of $\text{Ni}(\text{cod})_2/\text{DPPB}$ system in moderate yields (Scheme 44).⁹³ Interestingly, under this reaction conditions no pyran product was observed, it means

Scheme 44 Ni-catalyzed [2 + 2 + 2] cycloaddition of dipropargyl amine **9a** with ketenes **128** to 2,3-dihydro-1H-isoindol-5-ones **129**.

Scheme 42 Mechanistic proposal for the reaction in Scheme 41a.

Scheme 43 (a) Synthesis of 2,3-dihydro-pyrrolo[3,4-*c*]pyridin-6-imines **125** developed by Deiters; (b) synthesis of 2,3-dihydro-pyrrolo[3,4-*c*]pyridin-6-imines **127** reported by Tanaka.

that exclusively the C=C bonds in the ketenes participated in the reactions.

8. Outlook and conclusion

Transition metal catalyzed [2 + 2 + 2] cycloaddition of nitrogen-linked 1,6-diynes with unsaturated motifs, have drawn much interest from organic chemists because of their high efficiency in the construction of various pyrrolidine-fused systems. This method offers the opportunity to synthesis of complex frameworks, which may be difficult or impossible by other means. It also offers the possibility for the rapid synthesis of potential drugs from cheap and easily available dipropargyl amines in one step with ideal atom economy.

Despite the significant achievements during the past few years in this field, many challenges still remain to be overcome: (a) most of the [2 + 2 + 2] cycloadditions using nitrogen-linked 1,6-diyne reagents are limited to the use of expensive transition metal catalysts. Thus the exploration of cheaper transition metal catalysts (such as Fe and Cu catalysts) are highly desirable in terms of cost and availability; (b) generally, the number of reported examples are narrow and there is an urgent need to study the scope and limitations of reagents; (c) and finally, the mechanism of the reactions remains elusive, though some mechanistic courses were proposed based on DFT calculations.

Conflicts of interest

There are no conflicts to declare.

References

- Selected references: (a) J. W. Blunt, B. R. Copp, M. H. Munro, P. T. Northcote and M. R. Prinsep, *Nat. Prod. Rep.*, 2005, **22**, 15–61; (b) J. P. Michael, *Nat. Prod. Rep.*, 2008, **25**, 166–187; (c) D. O'Hagan, *Nat. Prod. Rep.*, 2000, **17**, 435–446; (d) M. Ishikura, T. Abe, T. Choshi and S. Hibino, *Nat. Prod. Rep.*, 2013, **30**, 694–752; (e) L. Le Bozec and C. J. Moody, *Aust. J. Chem.*, 2009, **62**, 639–647; (f) K. Speck and T. Magauer, *Beilstein J. Org. Chem.*, 2013, **9**, 2048–2078.
- Selected references: (a) M. Baumann and I. R. Baxendale, *Beilstein J. Org. Chem.*, 2013, **9**, 2265–2319; (b) A. Marella, O. P. Tanwar, R. Saha, M. R. Ali, S. Srivastava, M. Akhter, M. Shaquiquzzaman and M. M. Alam, *Saudi Pharm. J.*, 2013, **21**, 1–12; (c) V. Bhardwaj, D. Gumber, V. Abbot, S. Dhiman and P. Sharma, *RSC Adv.*, 2015, **5**, 15233–15266; (d) N. K. Kaushik, N. Kaushik, P. Attri, N. Kumar, C. H. Kim, A. K. Verma and E. H. Choi, *Molecules*, 2013, **18**, 6620–6662; (e) Y. Bansal and O. Silakari, *Bioorg. Med. Chem.*, 2012, **20**, 6208–6236; (f) R. J. Nevagi, S. N. Dighe and S. N. Dighe, *Eur. J. Med. Chem.*, 2015, **97**, 561–581; (g) S. B. Ferreira and C. R. Kaiser, *Expert Opin. Ther. Pat.*, 2012, **22**, 1033–1051.
- Selected references: (a) J. A. Varela and C. Saá, *Chem. Rev.*, 2003, **103**, 3787–3802; (b) S. Kotha, E. Brahmachary and K. Lahiri, *Eur. J. Org. Chem.*, 2005, 4741–4767; (c) Y. Yamamoto, *Curr. Org. Chem.*, 2005, **9**, 503–519; (d) V. Gandon, C. Aubert and M. Malacria, *Chem. Commun.*, 2006, 2209–2217; (e) P. R. Chopade and J. Louie, *Adv. Synth. Catal.*, 2006, **348**, 2307–2327; (f) B. Heller and M. Hapke, *Chem. Soc. Rev.*, 2007, **36**, 1085–1094; (g) B. R. Galan and T. Rovis, *Angew. Chem., Int. Ed.*, 2009, **48**, 2830–2834; (h) M. R. Shaaban, R. El-Sayed and A. H. Elwahy, *Tetrahedron*, 2011, **67**, 6095–6130; (i) G. Domínguez and J. Pérez-Castells, *Chem. Soc. Rev.*, 2011, **40**, 3430–3444; (j) N. Weding and M. Hapke, *Chem. Soc. Rev.*, 2011, **40**, 4525–4538; (k) K. Tanaka, *Heterocycles*, 2012, **85**, 1017–1043; (l) S. Okamoto and Y.-k. Sugiyama, *Synlett*, 2013, **24**, 1044–1060.
- Selected references: (a) T. Shibata and K. Tsuchikama, *Org. Biomol. Chem.*, 2008, **6**, 1317–1323; (b) M. Amatore and C. Aubert, *Eur. J. Org. Chem.*, 2015, 265–286.
- (a) E. Vessally, *RSC Adv.*, 2016, **6**, 18619–18631; (b) E. Vessally, A. Hosseinian, L. Edjlali, A. Bekhradnia and M. D. Esrafil, *RSC Adv.*, 2016, **6**, 71662–71675; (c) E. Vessally, L. Edjlali, A. Hosseinian, A. Bekhradnia and M. D. Esrafil, *RSC Adv.*, 2016, **6**, 49730–49746; (d) E. Vessally, A. Hosseinian, L. Edjlali, A. Bekhradnia and M. D. Esrafil, *RSC Adv.*, 2016, **6**, 99781–99793; (e) E. Vessally, A. Hosseinian, L. Edjlali, A. Bekhradnia and M. D. Esrafil, *Curr. Org. Synth.*, 2017, **14**, 557–567; (f) E. Vessally, S. Soleimani-Amiri, A. Hosseinian, L. Edjlali and A. Bekhradnia, *RSC Adv.*, 2017, **7**, 7079–7091; (g) S. Arshadi, E. Vessally, L. Edjlali, E. Ghorbani-Kalhor and R. Hosseinzadeh-Khanmiri, *RSC Adv.*, 2017, **7**, 13198–13211; (h) S. Arshadi, E. Vessally, M. Sobati, A. Hosseinian and A. Bekhradnia, *J. CO₂ Util.*, 2017, **19**, 120–129; (i) S. Arshadi, E. Vessally, L. Edjlali, R. Hosseinzadeh-Khanmiri and E. Ghorbani-Kalhor, *Beilstein J. Org. Chem.*, 2017, **13**, 625–638; (j) E. Vessally, R. Hosseinzadeh-Khanmiri, E. Ghorbani-Kalhor, M. Es'haghi and A. Bekhradnia, *RSC Adv.*, 2017, **7**, 19061–19072; (k) S. Arshadi, E. Vessally, A. Hosseinian, S. Soleimani-Amiri and L. Edjlali, *J. CO₂ Util.*, 2017, **21**, 108–118; (l) S. Soleimani-Amiri, E. Vessally, M. Babazadeh, A. Hosseinian and L. Edjlali, *RSC Adv.*, 2017, **7**, 19061–19072; (m) E. Vessally, M. Babazadeh, A. Hosseinian, L. Edjlali and L. Sreerama, *Curr. Org. Chem.*, 2017, DOI: 10.2174/1385272821666170519113904.
- T.-J. Kim, D.-H. Kim, S.-C. Shim and J.-H. Jeong, *Bull. Korean Chem. Soc.*, 1995, **16**, 1126–1127.
- H. Kinoshita, H. Shinokubo and K. Oshima, *J. Am. Chem. Soc.*, 2003, **125**, 7784–7785.
- W. Wu, X. Y. Zhang and S. X. Kang, *Chin. Chem. Lett.*, 2010, **21**, 18–22.
- Y.-H. Wang, S.-H. Huang, T.-C. Lin and F.-Y. Tsai, *Tetrahedron*, 2010, **66**, 7136–7141.
- J. Clayden and W. J. Moran, *Org. Biomol. Chem.*, 2007, **5**, 1028–1030.
- I. Gonzalez, A. Pla-Quintana and A. Roglans, *Synlett*, 2009, 2844–2848.
- Q. Sun, X. Zhou, K. Islam and D. J. Kyle, *Tetrahedron Lett.*, 2001, **42**, 6495–6497.
- D. D. Young, R. S. Senaiar and A. Deiters, *Chem.–Eur. J.*, 2006, **12**, 5563–5568.



- 14 M. Fernández, M. Ferré, A. Pla-Quintana, T. Parella, R. Pleixats and A. Roglans, *Eur. J. Org. Chem.*, 2014, 6242–6251.
- 15 M. Parera, A. Dachs, M. Solà, A. Pla-Quintana and A. Roglans, *Chem.–Eur. J.*, 2012, **18**, 13097–13107.
- 16 Y. Yamamoto, R. Ogawa and K. Itoh, *Chem. Commun.*, 2000, 549–550.
- 17 B. Witulski, T. Stengel and J. M. Fernández-Hernández, *Chem. Commun.*, 2000, 1965–1966.
- 18 D. D. Young, L. Sripada and A. Deiters, *J. Comb. Chem.*, 2007, **9**, 735.
- 19 J. Jacquet, A. L. Auvinet, A. K. Mandadapu, M. Haddad, V. Ratovelomanana-Vidal and V. Michelet, *Adv. Synth. Catal.*, 2015, **357**, 1387–1392.
- 20 Y. Yamamoto, K. Hattori and H. Nishiyama, *J. Am. Chem. Soc.*, 2006, **128**, 8336–8340.
- 21 Y. Yamamoto, K. Kinpara, T. Saigoku, H. Nishiyama and K. Itoh, *Org. Biomol. Chem.*, 2004, **2**, 1287–1294.
- 22 R. W. Foster, C. J. Tame, H. C. Hailes and T. D. Sheppard, *Adv. Synth. Catal.*, 2013, **355**, 2353–2360.
- 23 M. Nishida, H. Shiga and M. Mori, *J. Org. Chem.*, 1998, **63**, 8606–8608.
- 24 A. L. Auvinet, M. Ez-Zoubir, M. R. Vitale, J. A. Brown, V. Michelet and V. Ratovelomanana-Vidal, *ChemSusChem*, 2012, **5**, 1888–1891.
- 25 A. L. Auvinet, M. Ez-Zoubir, S. Bompard, M. R. Vitale, J. A. Brown, V. Michelet and V. Ratovelomanana-Vidal, *ChemCatChem*, 2013, **5**, 2389–2394.
- 26 V. Rassadin, E. Nicolas and Y. Six, *Chem. Commun.*, 2014, **50**, 7666–7669.
- 27 S. Saaby, I. R. Baxendale and S. V. Ley, *Org. Biomol. Chem.*, 2005, **3**, 3365–3368.
- 28 S. Ventre, C. Simon, F. Rekhroukh, M. Malacria, M. Amatore, C. Aubert and M. Petit, *Chem.–Eur. J.*, 2013, **19**, 5830–5835.
- 29 L. Iannazzo, N. Kotera, M. Malacria, C. Aubert and V. Gandon, *J. Organomet. Chem.*, 2011, **696**, 3906–3908.
- 30 Y. Sato, T. Nishimata and M. Mori, *J. Org. Chem.*, 1994, **59**, 6133–6135.
- 31 G. Nishida, S. Ogaki, Y. Yusa, T. Yokozawa, K. Noguchi and K. Tanaka, *Org. Lett.*, 2008, **10**, 2849–2852.
- 32 T. Shibata, T. Chiba, H. Hirashima, Y. Ueno and K. Endo, *Angew. Chem., Int. Ed.*, 2009, **48**, 8066–8069.
- 33 T. Shibata, T. Fujimoto, K. Yokota and K. Takagi, *J. Am. Chem. Soc.*, 2004, **126**, 8382–8383.
- 34 T. Shibata and K. Tsuchikama, *Chem. Commun.*, 2005, 6017–6019.
- 35 T. Shibata, Y. Arai, K. Takami, K. Tsuchikama, T. Fujimoto, S. Takebayashi and K. Takagi, *Adv. Synth. Catal.*, 2006, **348**, 2475–2483.
- 36 H. Hara, M. Hirano and K. Tanaka, *Org. Lett.*, 2008, **10**, 2537–2540.
- 37 H. Hara, M. Hirano and K. Tanaka, *Tetrahedron*, 2009, **65**, 5093–5101.
- 38 H. Hara, M. Hirano and K. Tanaka, *Org. Lett.*, 2009, **11**, 1337–1340.
- 39 Y. Aida, S. Tooriyama, Y. Kimura, H. Hara, Y. Shibata and K. Tanaka, *Eur. J. Org. Chem.*, 2016, 132–138.
- 40 X. Fang, J. Sun and X. Tong, *Chem. Commun.*, 2010, **46**, 3800–3802.
- 41 M.-S. Wu, M. Shanmugasundaram and C.-H. Cheng, *Chem. Commun.*, 2003, 718–719.
- 42 A. L. Jones and J. K. Snyder, *J. Org. Chem.*, 2009, **74**, 2907–2910.
- 43 A. Geny, S. Gaudrel, F. Slowinski, M. Amatore, G. Chouraqui, M. Malacria, C. Aubert and V. Gandon, *Adv. Synth. Catal.*, 2009, **351**, 271–275.
- 44 T. Shibata, A. Kawachi, M. Ogawa, Y. Kuwata, K. Tsuchikama and K. Endo, *Tetrahedron*, 2007, **63**, 12853–12859.
- 45 S. Brun, L. Garcia, I. Gonzalez, A. Torrent, A. Dachs, A. Pla-Quintana, T. Parella and A. Roglans, *Chem. Commun.*, 2008, 4339–4341.
- 46 S. Brun, M. Parera, A. Pla-Quintana, A. Roglans, T. León, T. Achard, J. Solà, X. Verdaguer and A. Riera, *Tetrahedron*, 2010, **66**, 9032–9040.
- 47 J.-C. Hsieh and C.-H. Cheng, *Chem. Commun.*, 2005, 2459–2461.
- 48 L. P. Battaglia, D. Delledonne, M. Nardelli, G. Predieri, G. P. Chiusoli, M. Costa and C. Pelizzi, *J. Organomet. Chem.*, 1989, **363**, 209–222.
- 49 G. Predieri, A. Tiripicchio, M. T. Camellini, M. Costa and E. Sappa, *J. Organomet. Chem.*, 1992, **423**, 129–139.
- 50 Z. Zhou, L. P. Battaglia, G. P. Chiusoli, M. Costa, M. Nardelli, C. Pelizzi and G. Predieri, *J. Organomet. Chem.*, 1991, **417**, 51–63.
- 51 K. Kase, A. Goswami, K. Ohtaki, E. Tanabe, N. Saino and S. Okamoto, *Org. Lett.*, 2007, **9**, 931–934.
- 52 A. Geny, N. Agenet, L. Iannazzo, M. Malacria, C. Aubert and V. Gandon, *Angew. Chem., Int. Ed.*, 2009, **48**, 1810–1813.
- 53 F. Fischer, A. F. Siegle, M. Checinski, C. Fischer, K. Kral, R. Thede, O. Trapp and M. Hapke, *J. Org. Chem.*, 2016, **81**, 3087–3102.
- 54 M. Hapke, K. Kral, C. Fischer, A. Spannenberg, A. Gutnov, D. Redkin and B. Heller, *J. Org. Chem.*, 2010, **75**, 3993–4003.
- 55 D. D. Young and A. Deiters, *Angew. Chem.*, 2007, **119**, 5279–5282.
- 56 A. M. Rodriguez, C. Cebrián, P. Prieto, J. I. García, A. de la Hoz and Á. Díaz-Ortiz, *Chem.–Eur. J.*, 2012, **18**, 6217–6224.
- 57 K. Tanaka, N. Suzuki and G. Nishida, *Eur. J. Org. Chem.*, 2006, 3917–3922.
- 58 K. Tanaka, H. Hara, G. Nishida and M. Hirano, *Org. Lett.*, 2007, **9**, 1907–1910.
- 59 K. Kashima, M. Ishii and K. Tanaka, *Eur. J. Org. Chem.*, 2015, 1092–1099.
- 60 F. Xu, C. Wang, H. Wang, X. Li and B. Wan, *Green Chem.*, 2015, **17**, 799–803.
- 61 F. Xu, C. Wang, D. Wang, X. Li and B. Wan, *Chem.–Eur. J.*, 2013, **19**, 2252–2255.
- 62 Y. Yamamoto, S. Okuda and K. Itoh, *Chem. Commun.*, 2001, 1102–1103.
- 63 Y. Yamamoto, R. Ogawa and K. Itoh, *J. Am. Chem. Soc.*, 2001, **123**, 6189–6190.
- 64 Y. Yamamoto, K. Kinpara, T. Saigoku, H. Takagishi, S. Okuda, H. Nishiyama and K. Itoh, *J. Am. Chem. Soc.*, 2005, **127**, 605–613.



- 65 Y. Yamamoto, K. Kinpara, H. Nishiyama and K. Itoh, *Adv. Synth. Catal.*, 2005, **347**, 1913–1916.
- 66 Y. Yamamoto, K. Kinpara, R. Ogawa, H. Nishiyama and K. Itoh, *Chem.–Eur. J.*, 2006, **12**, 5618–5631.
- 67 F. Xu, C. Wang, X. Li and B. Wan, *ChemSusChem*, 2012, **5**, 854–857.
- 68 C. Wang, X. Li, F. Wu and B. Wan, *Angew. Chem., Int. Ed.*, 2011, **50**, 7162–7166.
- 69 C. Wang, D. Wang, F. Xu, B. Pan and B. Wan, *J. Org. Chem.*, 2013, **78**, 3065–3072.
- 70 T. K. Lane, B. R. D'Souza and J. Louie, *J. Org. Chem.*, 2012, **77**, 7555–7563.
- 71 M. M. McCormick, H. A. Duong, G. Zuo and J. Louie, *J. Am. Chem. Soc.*, 2005, **127**, 5030–5031.
- 72 T. N. Tekavec, G. Zuo, K. Simon and J. Louie, *J. Org. Chem.*, 2006, **71**, 5834–5836.
- 73 R. M. Stolley, M. T. Maczka and J. Louie, *Eur. J. Org. Chem.*, 2011, 3815–3824.
- 74 T. Hashimoto, S. Ishii, R. Yano, H. Miura, K. Sakata and R. Takeuchi, *Adv. Synth. Catal.*, 2015, **357**, 3901–3916.
- 75 T. Hashimoto, K. Kato, R. Yano, T. Natori, H. Miura and R. Takeuchi, *J. Org. Chem.*, 2016, **81**, 5393–5400.
- 76 H.-T. Chang, M. Jeganmohan and C.-H. Cheng, *Org. Lett.*, 2007, **9**, 505–508.
- 77 Y. Miclo, P. Garcia, Y. Evanno, P. George, M. Sevrin, M. Malacria, V. Gandon and C. Aubert, *Synlett*, 2010, 2314–2318.
- 78 L. Garcia, A. Pla-Quintana, A. Roglans and T. Parella, *Eur. J. Org. Chem.*, 2010, 3407–3415.
- 79 T. Shibata, T. Uchiyama and K. Endo, *Org. Lett.*, 2009, **11**, 3906–3908.
- 80 T. Shibata, M. Miyoshi, T. Uchiyama, K. Endo, N. Miura and K. Monde, *Tetrahedron*, 2012, **68**, 2679–2686.
- 81 K. Kashima, K. Teraoka, H. Uekusa, Y. Shibata and K. Tanaka, *Org. Lett.*, 2016, **18**, 2170–2173.
- 82 R. A. Bauer, C. M. DiBlasi and D. S. Tan, *Org. Lett.*, 2010, **12**, 2084–2087.
- 83 Y. Yamamoto, H. Takagishi and K. Itoh, *Org. Lett.*, 2001, **3**, 2117–2119.
- 84 H. A. Duong, M. J. Cross and J. Louie, *J. Am. Chem. Soc.*, 2004, **126**, 11438–11439.
- 85 K. Tanaka, A. Wada and K. Noguchi, *Org. Lett.*, 2005, **7**, 4737–4739.
- 86 G. Onodera, M. Suto and R. Takeuchi, *J. Org. Chem.*, 2012, **77**, 908–920.
- 87 S. Alvarez, S. Medina, G. Dominguez and J. Perez-Castells, *J. Org. Chem.*, 2013, **78**, 9995–10001.
- 88 K. Tanaka, Y. Takahashi, T. Suda and M. Hirano, *Synlett*, 2008, 1724–1728.
- 89 M. Augé, M. Barbazanges, A. T. Tran, A. Simonneau, P. Elley, H. Amouri, C. Aubert, L. Fensterbank, V. Gandon and M. Malacria, *Chem. Commun.*, 2013, **49**, 7833–7835.
- 90 M. n. Augé, A. Feraldi-Xypolia, M. Barbazanges, C. Aubert, L. Fensterbank, V. Gandon, E. Kolodziej and C. Ollivier, *Org. Lett.*, 2015, **17**, 3754–3757.
- 91 T. Tsuda, S. Morikawa, R. Sumiya and T. Saegusa, *J. Org. Chem.*, 1988, **53**, 3140–3145.
- 92 M. Ishii, F. Mori and K. Tanaka, *Chem.–Eur. J.*, 2014, **20**, 2169–2174.
- 93 P. Kumar, D. M. Troast, R. Cella and J. Louie, *J. Am. Chem. Soc.*, 2011, **133**, 7719–7721.

