



**Zinc Bromide: A General Mediator for the Ionothermal
Synthesis of Microporous Polymers via Cyclotrimerization
Reactions**

Journal:	<i>Journal of Materials Chemistry A</i>
Manuscript ID	TA-ART-03-2023-001471.R1
Article Type:	Paper
Date Submitted by the Author:	09-Jun-2023
Complete List of Authors:	Kim, Jaehwan; Cornell University, Le, Minh; Cornell University College of Arts and Sciences, Chemistry and Chemical Biology Spicer, Makayla; Cornell University College of Arts and Sciences, Chemistry and Chemical Biology Moisanu, Casandra; Cornell University College of Arts and Sciences, Chemistry and Chemical Biology Pugh, Suzi; University of Cambridge Milner, Phillip; Cornell University College of Arts and Sciences, Chemistry and Chemical Biology

ARTICLE

Zinc Bromide: A General Mediator for the Ionothermal Synthesis of Microporous Polymers via Cyclotrimerization Reactions

Received 00th January 20xx,
Accepted 00th January 20xx

Jaehwan Kim,^{a,‡} Minh H. Le,^{a,‡} Makayla C. Spicer,^a Casandra M. Moisanu,^a Suzi M. Pugh,^b Phillip J. Milner^{a,*}

DOI: 10.1039/x0xx00000x

Conjugated microporous polymers (CMPs) are porous organic materials that display (semi)conducting behavior due to their highly π -conjugated structures, making them promising next-generation materials for applications requiring both electrical conductivity and porosity. Currently, most CMPs and related porous aromatic frameworks (PAFs) are prepared using expensive transition metals (e.g., Pd), significantly increasing the costs associated with their synthesis. Lewis acid-mediated cyclotrimerization reactions of methyl ketones and nitriles represent promising and green alternative methods for CMP and PAF synthesis. Herein, we demonstrate that the generality of the solvent-free cyclotrimerization reactions is significantly improved by using ZnBr₂ instead of ZnCl₂ as the ionothermal medium. Specifically, we show that 1,4-diacetylbenzene (**DAB**), 4,4'-diacetylbiphenyl (**DABP**), 2,7-diacetylfluorene (**DAF**), 1,3,5-triacetylbenzene (**TAB**), tetrakis(4-acetylphenyl)methane (**TAPM**), and 1,4-dicyanobenzene (**DCNB**) can be polymerized in molten ZnBr₂ to produce highly conjugated and microporous materials, as confirmed by 77 K N₂ adsorption measurements, IR, and solid-state NMR. These findings support that ZnBr₂ is an excellent Lewis acid mediator and medium for the ionothermal synthesis of porous organic materials.

Introduction

Conjugated microporous polymers (CMPs) are intriguing amorphous organic materials that blend the porosity of porous organic polymers (POPs) with the extended π -conjugation of 2-dimensional materials.^{1–3} This combination makes them promising for applications that require guest-accessible pores in a (semi)conducting platform, such as heterogeneous electro/photocatalysis and supercapacitive charge storage.^{4,5} Relatedly, porous aromatic frameworks (PAFs) are ultra-stable, 3-dimensional POPs that are valuable for heterogeneous catalysis, toxic gas capture, and water purification.⁶ Both CMPs and PAFs are typically prepared under solvothermal conditions using Pd- or Ni-mediated reactions,^{7,8} contributing greatly to their synthesis costs on scale. Residual metal species can also contaminate the final insoluble polymers and alter their catalytic activities in ways that are difficult to predict.^{9,10} Although green approaches to preparing POPs have emerged in recent years,¹¹ there remains an urgent need for general and sustainable methods amenable to the synthesis of CMPs and PAFs from simple monomers.

Recently, cyclotrimerization reactions of methyl ketones^{12–29} and nitriles^{30–32} have emerged as promising approaches to prepare CMPs and PAFs without expensive transition metal catalysts and, in

many cases, without additional organic solvent. In particular, the acid-catalyzed synthesis of POPs from polyacetylated monomers proceeds through dimerization via the aldol reaction to produce α,β -unsaturated ketones, followed by cyclotrimerization to produce 1,3,5-substituted benzene rings.²⁰ Notably, only water is produced as a byproduct of this process, making it an attractive method for polymer synthesis.

With Brønsted acids such as methanesulfonic acid (MsOH) and *p*-toluenesulfonic acid (TsOH), the aldol reaction produces a mixture of α,β -unsaturated ketone and aromatic linkages due to incomplete cyclotrimerization, as evidenced by residual carbonyl (C=O) groups detected by infrared (IR) spectroscopy and tunneling electron microscopy (TEM).^{13,14,18,19,25,26} These functionalities likely reduce the overall conjugation of the polymeric materials and change their fundamental optoelectronic properties as well.¹⁸ On the other hand, ionothermal Lewis acid mediators such as ZnCl₂ drive cyclotrimerization reactions to higher conversions,¹² but the requisite harsh reaction conditions lead to significant degradation and carbonization of the resulting polymers.³³ As a result, this approach is currently only suitable for synthesizing a single CMP from 1,3,5-triacetylbenzene (**TAB**), referred to herein as **TAB-CMP**; all other tested monomers yielded non-porous or low surface area materials.¹² The identification of superior Lewis acids that can function as both the mediator and reaction medium would enable a broader range of monomers to be converted into highly conjugated porous organic materials.

Herein, we demonstrate that simply switching the ionothermal solvent from ZnCl₂ to ZnBr₂ greatly extends the scope of monomers compatible with the synthesis of CMPs and PAFs via ionothermal aldol cyclotrimerization. Using ZnBr₂, five monomers could be

^a Department of Chemistry and Chemical Biology, Cornell University, Ithaca, NY, 14850, United States Email: pjm347@cornell.edu

^b Yusuf Hamied Department of Chemistry, University of Cambridge, Cambridge, CB2 1EW, United Kingdom.

[‡] These authors contributed equally.

Electronic Supplementary Information (ESI) available: Experimental and electrochemical data. See DOI: 10.1039/x0xx00000x

ARTICLE

Journal of Materials Chemistry A

effectively converted into microporous organic polymeric materials, with high conversion of the carbonyl groups into aromatic rings confirmed by Attenuated Total Reflectance IR spectroscopy (ATR-IR) and energy-dispersive X-ray spectroscopy (EDS). Notably, ZnBr_2 could also be used to prepare a porous covalent triazine framework (CTF) under ionothermal conditions. Together, these results indicate that ZnBr_2 is a potential replacement for ZnCl_2 with improved monomer compatibility, paving the way for the sustainable synthesis of other POPs under solvent-free conditions.

Results and Discussion

ZnBr_2 as an alternative Lewis acid to ZnCl_2 .

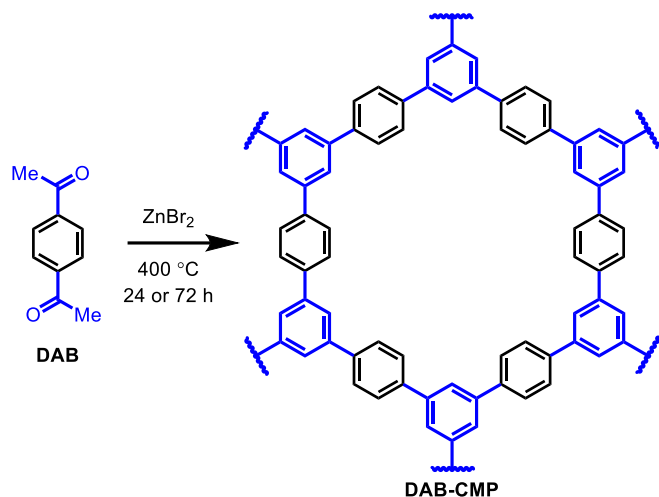


Figure 1. Synthesis of **DAB-CMP** from **DAB** with varying equivalents of ZnBr_2 at $400\text{ }^\circ\text{C}$ for either 24 or 72 h.

Because ZnCl_2 is widely employed as a strong Lewis acid in both fine chemical and polymer synthesis,³⁴ we hypothesized that the poor scope observed for ionothermal aldol cyclotrimerization reactions with ZnCl_2 is likely due to its aggressive reactivity, which leads to significant monomer degradation and material carbonization.^{12,33} As such, switching to a milder Lewis acid should improve the monomer compatibility of this reaction. Previous work has shown that ZnBr_2 enables delicate reactions that do not proceed well with stronger Lewis acids such as TiCl_4 .^{35,36} As an added benefit, switching from Cl^- counteranions ($\sim 1.75\text{ \AA}$) to larger Br^- counteranions ($\sim 1.85\text{ \AA}$) should help to better template forming micropores and prevent their collapse during the polymerization process.^{37–39} As such, we surmised that ZnBr_2 might serve as a better ionothermal medium for POP synthesis. Indeed, our preliminary results using a molecular model system support that both ZnCl_2 and ZnBr_2 are competent mediators for aldol cyclotrimerization reactions under solvothermal conditions (SI Section 5, Figures S133–S135).

The ability of ZnBr_2 to mediate POP synthesis from polyacetylated monomers was initially assessed using 1,4-diacetylbenzene (**DAB**) as a model monomer to produce a CMP termed **CORN-CMP-2** (CORN = Cornell University) and referred to herein as **DAB-CMP** (Figure 1, SI Section 4). Previous work has shown that Brønsted acids, such as MsOH (**p-PPN**, PPN = porous

polymer network),^{14,19} TsOH (**OFC-1B**, OFC = porous organic framework by the cyclotrimerization reaction),^{22,26} and *in situ* generated HCl (**OFC-1A**)²⁶ can be used to prepare porous polymeric materials from **DAB**. In contrast, the combination of **DAB** and ZnCl_2 under ionothermal conditions at $300\text{ }^\circ\text{C}$ or $400\text{ }^\circ\text{C}$ produces non-porous solids (SI Table S20).¹² Using a custom-built apparatus (SI Figure S7), varying equivalents of anhydrous ZnBr_2 (1.00 equiv., 5.00 equiv., and 10.0 equiv.) were combined with **DAB** under vacuum in flame-sealed tubes (see SI Section 3 for details). The solid mixtures were transferred to a furnace and allowed to stand at $400\text{ }^\circ\text{C}$ (ZnBr_2 melting point = $394\text{ }^\circ\text{C}$) for either 24 h or 72 h. After cooling to room temperature, the resulting black solids were rinsed with aqueous HCl and water to remove residual Zn^{2+} salts and then with tetrahydrofuran (THF) and acetone to remove soluble organic species. The solids were finally dried under vacuum at $120\text{ }^\circ\text{C}$ overnight prior to characterization by ATR-IR, surface area analysis, and powder X-ray diffraction (PXRD) (Figure 2). All prepared materials were found to be amorphous by PXRD (SI Figures S19–S20) and scanning electron microscopy (SEM, SI Figure S9). It should be noted that the black color of these solids is likely due to partial graphitization, a common challenge associated with high-temperature ionothermal synthesis.³³ At this time, we cannot rule out that *in situ* generated HBr (resulting from the reaction of water produced from the polymerization with ZnBr_2) plays a role under these conditions.

In contrast to the results obtained with Brønsted acids,^{19,22} only weak residual $\text{C}=\text{O}$ stretches ($\sim 1690\text{ cm}^{-1}$) were observed in the ATR-IR spectra of all **DAB-CMP** materials synthesized with ZnBr_2 (Figure 2a). The ATR-IR spectra of the samples prepared for 24 h, particularly that made with just 1.00 equiv of ZnBr_2 , contain additional $\text{C}=\text{O}$ stretches ($\sim 1698\text{ cm}^{-1}$) that are absent from materials made for 72 h (SI Figures S17–18), indicative of incomplete cyclotrimerization.²² The ATR-IR spectra of samples prepared with 5.00 or 10.0 equiv. of ZnBr_2 for 24 h and 1.00 equiv. or 5.00 equiv. of ZnBr_2 for 72 h were similar and dominated by a large stretch near 1570 cm^{-1} , corresponding to the newly formed 1,3,5-substituted aromatic rings.^{12,22} The corresponding aromatic stretch in **DAB** is present as a shoulder near 1600 cm^{-1} that is masked by the dominant carbonyl $\text{C}=\text{O}$ stretch. Together, the ATR-IR spectra support that ZnBr_2 is a competent mediator for aldol cyclotrimerization reactions and that ionothermal conditions that are too gentle or too harsh lead to sub-optimal results.

The porosity of prepared **DAB-CMP** samples was assessed using 77 K N_2 adsorption/desorption isotherms (Figures 2c–d). All six samples were found to be microporous, confirming that ZnBr_2 enables the synthesis of much higher surface area materials than ZnCl_2 .¹² The lowest Brunauer-Emmett-Teller (BET) surface areas were determined for **DAB-CMP** prepared with 1.00 equiv. of ZnBr_2 for 24 h ($399 \pm 1\text{ m}^2/\text{g}$). The BET surface areas of the other samples were found to lie in a narrow range ($\sim 600\text{ m}^2/\text{g}$), with the material prepared under intermediate conditions (**DAB-CMP-5.00 equiv., 72 h**) possessing the highest BET surface area ($651 \pm 2\text{ m}^2/\text{g}$) of all samples. The BET surface area of **DAB-CMP-5.00 equiv., 72 h** is slightly lower than those

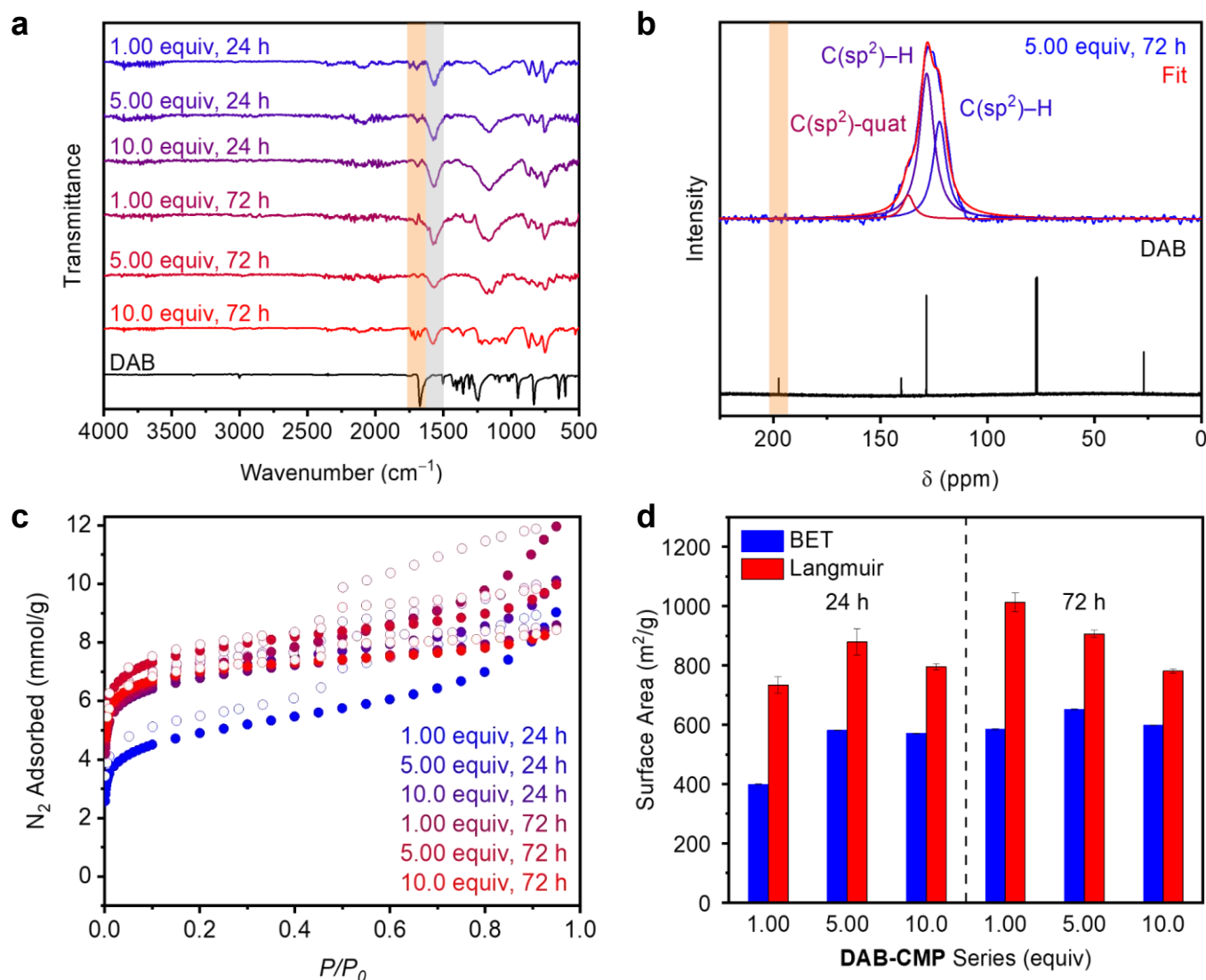


Figure 2. Solid-state characterization of the **DAB-CMP** series made with various equivalents of ZnBr_2 at 400°C for 72 h. a) ATR-IR spectra of **DAB** and the **DAB-CMP** series. The orange highlighted region indicates the disappearance of the $\text{C}=\text{O}$ stretch from **DAB**, and the gray highlighted region indicates the appearance of a $\text{C}=\text{C}$ aromatic stretch in the polymeric materials. b) CP MAS ^{13}C SSNMR (125 MHz) spectrum with fitting and deconvolution of **DAB-CMP-5.00 equiv., 72 h** and the solution state (125 MHz, CDCl_3) ^{13}C NMR of **DAB**, indicating the disappearance of a carbonyl peak at approximately δ 200 ppm. c) 77 K N_2 adsorption (filled circles) and desorption (open circles) isotherms of the **DAB-CMP** series and d) summary of the BET and Langmuir surface areas of the **DAB-CMP** series.

reported previously for the related materials **OFC-1B** ($780\text{--}895\text{ m}^2/\text{g}$)^{22,26} and **p-PPN** ($802\text{--}1054\text{ m}^2/\text{g}$)^{14,19} which possess a higher degree of approximately linear α,β -unsaturated ketone linkages that should decrease the density of the polymeric material. The density functional theory (DFT) calculated pore size distribution of **DAB-CMP-5.00 equiv., 72 h** assuming a carbon slit pore model revealed a maximum at 11.4 \AA (SI Figure S35), which is comparable to the pore diameter predicted for the idealized, non-interpenetrated structure ($\sim 12\text{ \AA}$, SI Figure S156).¹⁹ Though **DAB-CMP-5.00 equiv., 72 h** possesses the highest BET surface area of all **DAB-CMP** samples, it should be noted that high surface area material ($584\text{ m}^2/\text{g}$) could be prepared using just 1.00 equiv. of ZnBr_2 , which is unusual for ionothermal POP synthesis.³³ Last, the ionothermal synthesis of porous **DAB-CMP** was found to be reproducible (SI Figure S31).

To support that ZnBr_2 is a competent mediator for CMP synthesis, **DAB-CMP-5.00 equiv., 72 h** was further characterized using cross-polarized (CP) magic angle spinning (MAS) solid-state nuclear magnetic resonance spectroscopy (SSNMR, Figure 2b, SI Figures S33–S34), Raman spectroscopy (SI Figure S37), EDS (SI Figure S10, Table S2), combustion elemental analysis (SI Table S3), X-ray photoelectron spectroscopy (XPS, SI Figures S11–16, Table S4), and diffuse reflectance UV-Vis spectroscopy (SI Figure S36). The CP MAS ^{13}C SSNMR spectrum of **DAB-CMP-5.00 equiv., 72 h** revealed a complex resonance localized near 127 ppm, which could be deconvoluted into signals corresponding to two different types of $^{13}\text{C}(\text{sp}^2)\text{--H}$ centers and one quaternary $^{13}\text{C}(\text{sp}^2)$ center (Figure 2b). This spectrum is similar to those previously reported for **DAB-CMP** analogs prepared using Brønsted acid mediators.^{14,26} Notably, resonances corresponding to residual carbonyl groups (~ 200

ARTICLE

ppm) were not observed. The MAS ^1H SSNMR of **DAB-CMP-5.00 equiv.**, **72 h** contained only a single broad resonance centered around 7 ppm, corresponding to aromatic $\text{C}(\text{sp}^2)\text{-}^1\text{H}$ centers (SI Figure S33). Consistent with the lack of residual carbonyl groups observed by ATR-IR and SSNMR spectroscopies, the EDS and XPS spectra of **DAB-CMP-5.00 equiv.**, **72 h** contained only trace O, along with small amounts of residual Zn, Cl, and Br (SI Tables S2, S4). The presence of Cl in the washed and activated material is likely due to Br/Cl exchange with residual Zn salts upon soaking in HCl. Combustion elemental analysis (SI Table S3) confirmed the presence of trace Cl (1.55 wt%) in the sample, along with an observed H wt% (4.15%) close to the theoretical value (4.79 %). Although Raman scattering lends evidence to some graphene-like character in the material, as expected of a highly conjugated material (SI Figure S37), the detection of the expected amount of H in the sample supports that **DAB-CMP** was not completely carbonized under the ionothermal conditions. Last, the diffuse reflectance UV-Vis spectrum (SI Figure S36) of **DAB-CMP** revealed broad absorbance over the visible regime, consistent with its black color and extended conjugated structure.^{12,26} Overall, the spectroscopic and gas sorption data herein support the successful synthesis of microporous **DAB-CMP** using ZnBr_2 as an ionothermal mediator.

In order to assess whether ZnBr_2 really is the optimal ionothermal mediator for aldol cyclotrimerization reactions, we evaluated sixteen other Lewis acid mediators, focusing on low-melting ($\leq 400\text{ }^\circ\text{C}$) Zn^{2+} , Sn^{2+} , Al^{3+} , Fe^{3+} , Bi^{3+} , Si^{4+} , Ti^{4+} , and Sb^{5+} salts (SI Table S20, SI Section 6). All Lewis acids were tested close to their melting point (or boiling point for salts that melt near room temperature) to minimize potential carbonization. The Lewis acids $\text{Al}(\text{NO}_3)_3 \cdot 9\text{H}_2\text{O}$, SbCl_5 , SiCl_4 , $\text{Zn}(\text{NO}_3)_2 \cdot 6\text{H}_2\text{O}$, and $\text{Zn}(\text{OAc})_2 \cdot 2\text{H}_2\text{O}$ ($48\text{--}250\text{ }^\circ\text{C}$) did not yield any isolable polymeric materials. Similar to the results obtained with ZnCl_2 at $300\text{ }^\circ\text{C}$ or $400\text{ }^\circ\text{C}$, the Lewis acids AlBr_3 , TiCl_4 , BiCl_3 , $\text{Zn}(\text{SO}_3\text{CF}_3)_2$, and SnCl_2 , along with a 3:1:1 eutectic mixture of $\text{ZnCl}_2\text{:KCl:NaCl}$ ($100\text{--}310\text{ }^\circ\text{C}$), produced non-porous or low surface area materials, indicative of significant degradation. Only the Lewis acids AlCl_3 ($345 \pm 2\text{ m}^2/\text{g}$), FeCl_3 ($302 \pm 1\text{ m}^2/\text{g}$), FeBr_3 ($280 \pm 2\text{ m}^2/\text{g}$), and TiBr_4 ($489 \pm 7\text{ m}^2/\text{g}$) ($200\text{ }^\circ\text{C}\text{--}310\text{ }^\circ\text{C}$) produced porous solids with BET surface areas close to ZnBr_2 ($651\text{ m}^2/\text{g}$), although the sample prepared using TiBr_4 was contaminated with residual crystalline TiO_2 (SI Figure S139).^{40,41} Ten low-melting potential Brønsted acids were also investigated (SI Table S21, SI Section 6), but only TsOH led to high-surface area **DAB-CMP**, consistent with previous reports.^{22,26} Together, these results support that ZnBr_2 is the optimal Lewis acid for POP synthesis via aldol cyclotrimerization.

Cyclotrimerization monomer scope using ZnBr_2 .

Given that ZnBr_2 enables ionothermal polymerization with at least one monomer (**DAB**) that does not work with ZnCl_2 , its generality for POP synthesis was next examined using the monomers 1,3,5-triacetylbenzene (**TAB**), 4,4'-diacetylbiphenyl (**DABP**), 2,7-diacetylfluorene (**DAF**), and tetrakis(4-acetylphenyl)methane (**TAPM**) (Figure 3). Among these, (porous) polymeric materials have been previously prepared from **TAB**,^{12,14,18} **DABP**,^{18,22,23,26} and **TAPM**,²⁵ whereas **DAF**

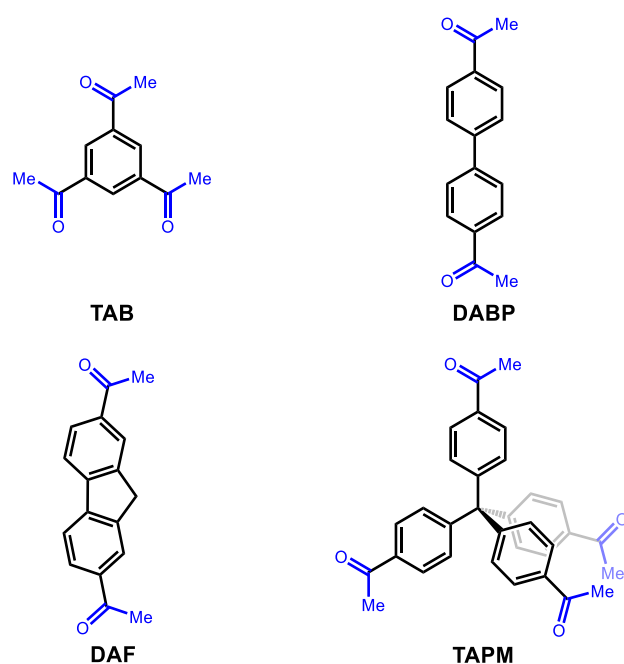


Figure 3. Scope of monomers for POP synthesis via ZnBr_2 -mediated aldol cyclotrimerization.

represents a new monomer for this approach. As such, the optimal conditions for synthesizing **DAB-CMP** (5.00 equiv. ZnBr_2 , $400\text{ }^\circ\text{C}$, **72 h**) were employed to prepare materials referred to herein as **TAB-CMP (CORN-CMP-1)**, **DABP-CMP (CORN-CMP-3)**, **DAF-CMP (CORN-CMP-4)**, and **TAPM-PAF (CORN-PAF-1)** (see SI Section 4 for synthetic details). In all cases, black amorphous polymeric materials were obtained in good yields ($>90\%$).

The four prepared materials were analyzed using the same techniques employed to characterize **DAB-CMP-5.00 equiv.**, **72 h**, including ATR-IR and CP MAS ^{13}C SSNMR spectroscopies, 77 K N_2 adsorption/desorption isotherms, EDS, and combustion analysis (Figure 4, see SI Section 4 for details). Consistent with the results obtained for **DAB-CMP** (Figure 2a), ATR-IR spectroscopy confirmed the significant conversion of the carbonyl groups in the monomers ($\sim 1665\text{--}1685\text{ cm}^{-1}$) into 1,3,5-substituted aromatic rings ($\sim 1565\text{ cm}^{-1}$) in the polymeric materials in all cases (Figure 4a; SI Figures S51, S69, S87, S105). Consistently, the O wt% determined by EDS for **DABP-CMP** (2.54%, SI Figure S42 and Table S5), **DAF-CMP** (2.18%, SI Figure S60 and Table S8), **TAB-CMP** (1.76%, SI Figure S78 and Table S11), and **TAPM-PAF** (2.25%, SI Figure S96 and Table S14) are all low. All prepared materials also contained only trace amounts of Zn, Cl, and Br by EDS and XPS, supporting that washing with aqueous HCl and water is sufficient to remove the vast majority of residual Zn salts. Furthermore, across all four materials, CP MAS ^{13}C SSNMR confirms the disappearance of the carbonyl groups, and all contain broad peaks centered at around 125–130 ppm corresponding to aromatic carbons (Figure 4b, SI Figures S50, S68, S86, and S104). Notably, **DAF-CMP** retains a peak at 38.1 ppm, which corresponds to the sp^3 -hybridized methylene carbons ($-\text{CH}_2-$) in the fluorene group (inset of figure

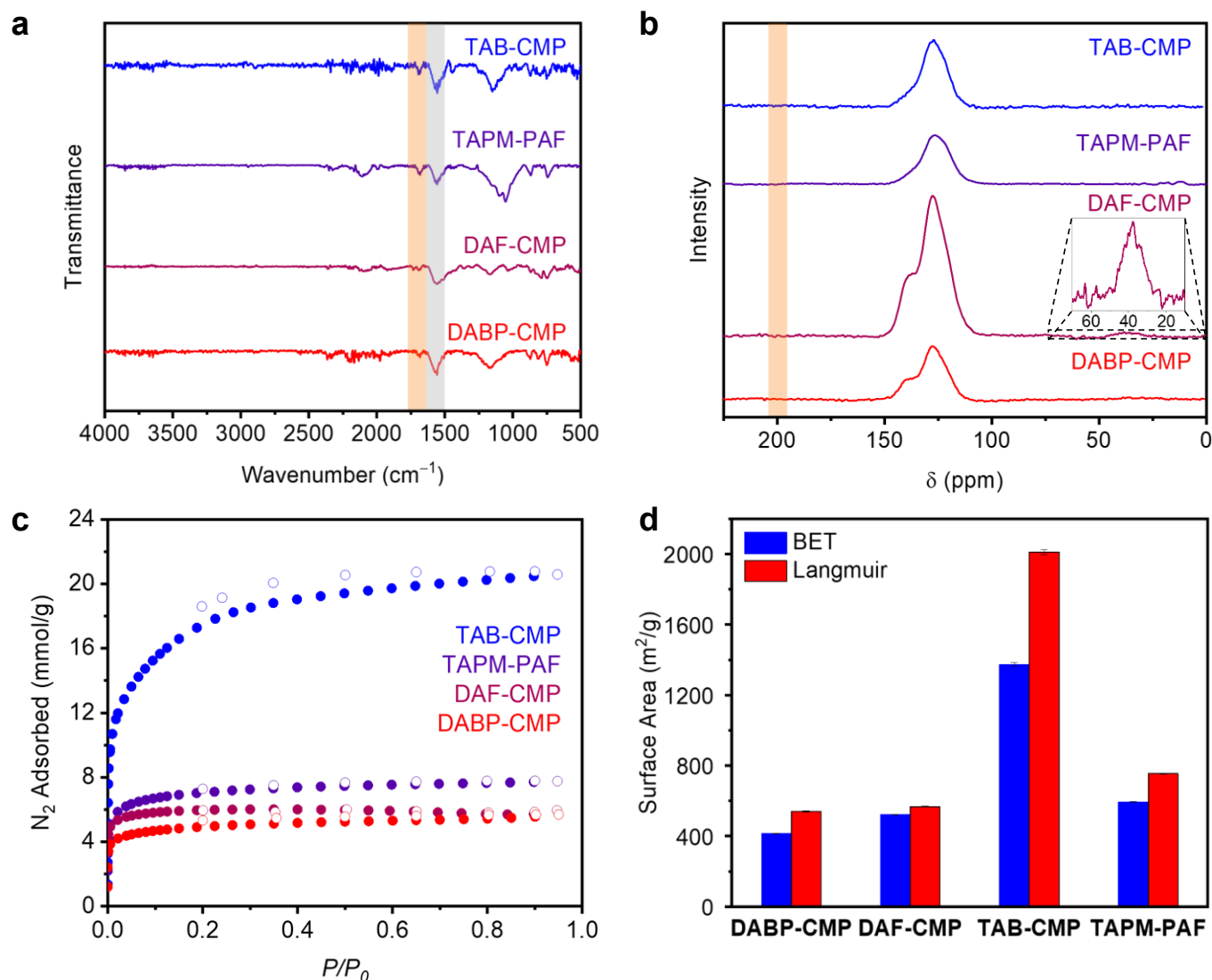


Figure 4. Solid-state characterization of **DABP-CMP**, **DAF-CMP**, **DAF-CMP**, and **TAPM-PAF** made with 5.00 equivalents of ZnBr_2 at 400°C for 72 h. a) ATR-IR spectra of the polymers. The orange highlighted region shows the disappearance of C=O stretches from the respective monomers, and the gray highlighted region indicates the appearance of C=C aromatic stretches in the polymeric materials. b) CP MAS ^{13}C SSNMR (125 MHz) spectra of the polymers. The orange highlighted region indicates the disappearance of a carbonyl peak at approximately δ 200 ppm from each of the respective monomers. c) 77 K N_2 adsorption (filled circles) and desorption (open circles) isotherms of the polymers and d) summary of the BET and Langmuir surface areas of the synthesized polymers.

4b, SI Figure S68). Unfortunately, the quaternary ^{13}C resonance expected for **TAPM-PAF** (around 70 ppm) could not be observed, likely due to its inherently weak nature and partial graphitization reducing its relative intensity (SI Figure S104).¹²

The porosity of all four polymeric materials was also assessed using 77 K N_2 adsorption/desorption isotherms (Figure 4c-d). Compared to samples of **DABP-CMP** prepared using Brønsted acid mediators, which display a broad range of BET surface areas (12–451 m^2/g),^{22,23,25} **DABP-CMP** has a relatively high surface area ($415 \pm 2 \text{ m}^2/\text{g}$). The lower surface area of **DABP-CMP** compared to **DAB-CMP**—despite a nominally larger theoretical pore diameter (SI Figures S157–158)—is likely due to interpenetration.^{19,22,26} Similarly, the BET surface area of the new material **DAF-CMP** ($522 \pm 2 \text{ m}^2/\text{g}$) is slightly lower than that of **DAB-CMP**. The BET surface area of **TAB-CMP** ($1373 \pm 11 \text{ m}^2/\text{g}$) is higher than that reported using ZnCl_2 ($929 \pm 6 \text{ m}^2/\text{g}$)¹² and comparable to that for the optimal material prepared

using MsOH ($1235 \text{ m}^2/\text{g}$),¹⁴ reflecting its good quality. The surface area of this material is consistently higher than those of other cyclotrimerized microporous polymers, which is likely due to a lack of interpenetration and its defective, non-planar structure (SI Figure S161).¹⁴ Last, the BET surface area determined for **TAPM-PAF** ($594 \pm 3 \text{ m}^2/\text{g}$) is only slightly lower than that reported for the material prepared using thionyl chloride as a mediator ($832 \text{ m}^2/\text{g}$).²⁵ Critically, this surface area is much higher than that obtained using ZnCl_2 under similar conditions ($133 \pm 1 \text{ m}^2/\text{g}$),¹² further reflecting the superiority of ZnBr_2 as an ionothermal mediator. Combined with the spectroscopic results outlined above, these surface area data confirm that ZnBr_2 is a general mediator for the ionothermal synthesis of porous materials via the aldol cyclotrimerization reaction.

Covalent triazine framework synthesis using ZnBr_2 .

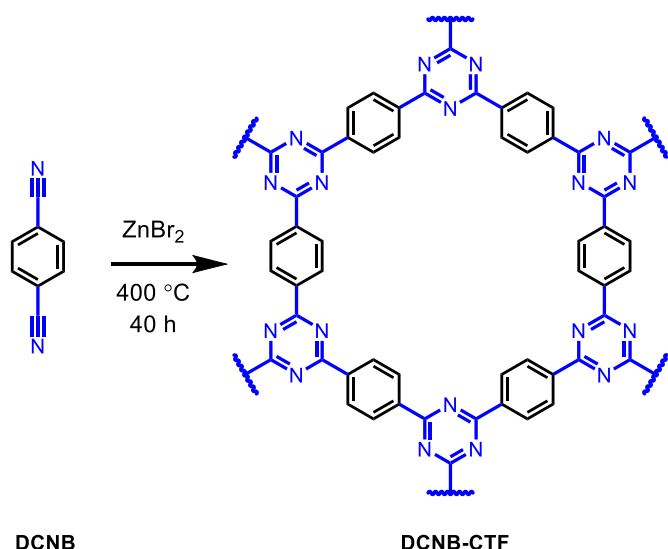


Figure 5. Synthesis of **DCNB-CTF** from **DCNB** with 5.00 equivalents of ZnBr_2 at $400\text{ }^\circ\text{C}$ for 40 h.

Beyond the aldol reaction, the Lewis acid-catalyzed conversion of nitrile groups into 1,3,5-triazines is a general strategy for preparing covalent triazine frameworks (CTFs), which can either be crystalline (C) or amorphous (A).^{30–32} Under ionothermal conditions, ZnCl_2 mediates the cyclotrimerization of 1,4-dicyanobenzene (**DCNB**) into CTF-1, referred to herein as **DCNB-CTF-A** (amorphous) or **DCNB-CTF-C** (crystalline) (Figure 5).³² Given the excellent performance of ZnBr_2 as an ionothermal mediator, we hypothesized that it could serve as a replacement for ZnCl_2 to enable the facile synthesis of CTFs as well. As such, we evaluated whether the combination of **DCNB** and ZnBr_2 (5.00 equiv. ZnBr_2 , $400\text{ }^\circ\text{C}$, 40 h, time and temperature taken directly from literature for comparison³²) can be used to prepare high-quality **DCNB-CTF**. After soaking in organic solvent and drying under vacuum, a shiny black solid was obtained in a good yield (90%, see SI Section 4 for details). PXRD (SI Figure

S125) and SEM (SI Figure S113) confirmed that the obtained material was amorphous, and thus it was assigned as **DCNB-CTF-A**.

DCNB-CTF-A was characterized by ATR-IR and CP MAS ^{13}C SSNMR spectroscopies, 77 K N_2 adsorption/desorption, EDS, XPS, and combustion analysis (Figure 6, see SI Section 4 for details). ATR-IR confirmed the complete loss of the nitrile $\text{C}\equiv\text{N}$ stretch in **DCNB** (2231 cm^{-1}) and the appearance of triazine rings in the polymerized material (1170 and 1590 cm^{-1}).³² Notably, the ^{13}C SSNMR spectrum of **DCNB-CTF-A** is comparable to those reported for CTFs synthesized with ZnCl_2 (SI Figure S123),^{42,43} and the XPS spectrum of **DCNB-CTF-A** shows a noticeably broadened C 1s signal, which could be deconvoluted into carbons in a triazine environment ($\text{N}-\text{C}=\text{N}$) and benzene environment ($\text{C}-\text{C}=\text{C}$) (Figure S116). The porosity of **DCNB-CTF-A** was assessed using 77 K N_2 adsorption/desorption measurements. Its BET surface area was determined to be $1446\text{ m}^2/\text{g}$, which compares favorably to the reported surface areas for this material prepared at $400\text{ }^\circ\text{C}$ with ZnCl_2 ($920\text{--}1123\text{ m}^2/\text{g}$).^{32,44} The density functional theory (DFT) calculated pore size distribution of **DCNB-CTF-A** assuming a carbon slit pore model also revealed a maximum at 11.4 \AA (SI Figure S127), similar to the pore diameter predicted for the idealized, non-interpenetrated structure ($\sim 11\text{ \AA}$, SI Figure S165). Notably, the synthesized **DCNB-CTF-A** did not contain detectable amounts of residual Zn or Br by EDS or XPS and contained only trace Cl (0.28 and 0.66 wt%, respectively). The observed C:N ratio from combustion analysis (5.7:1) is also comparable to those reported in the literature for samples prepared with ZnCl_2 (3.8:1–5.1:1).^{32,44} These values are all higher than the theoretical value (3.4:1), indicating that some graphitization occurs with both ionothermal mediators.³³ Nonetheless, the data included here support the successful ionothermal synthesis of **DCNB-CTF-A** using ZnBr_2 .

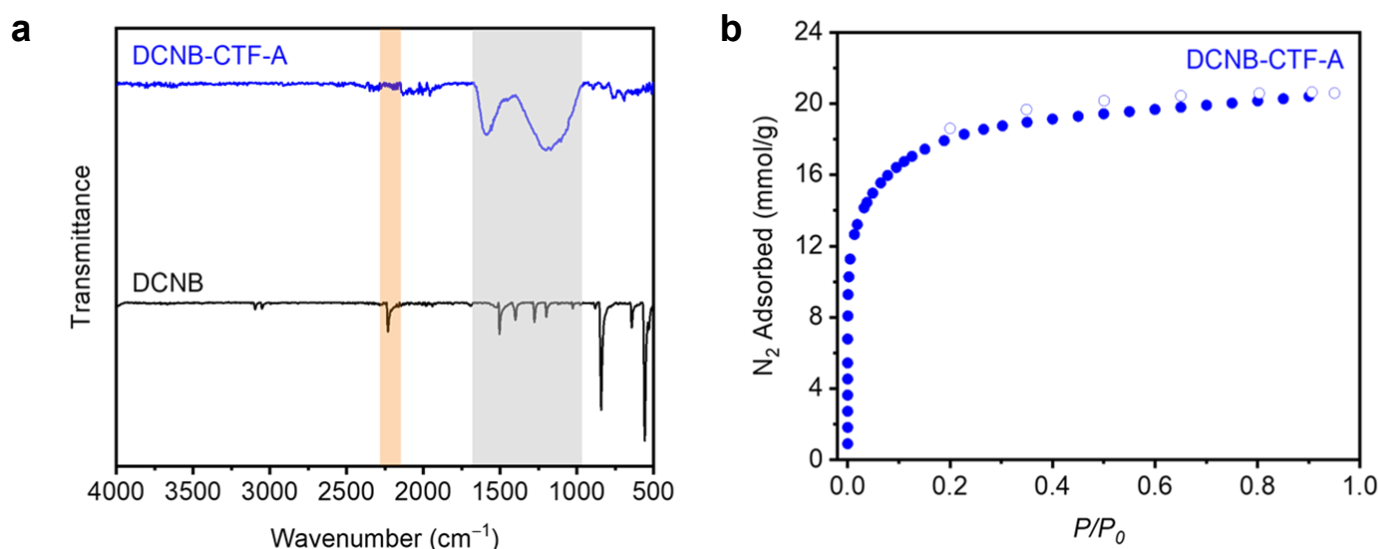


Figure 6. Solid-state characterization of **DCNB-CTF-A** made with 5.00 equivalents of ZnBr_2 at $400\text{ }^\circ\text{C}$ for 40 h. a) ATR-IR spectra of **DCNB** and the **DCNB-CTF-A**. The orange highlighted region shows the disappearance of the $\text{C}\equiv\text{N}$ stretch from **DCNB**, and the gray highlighted region indicates the appearance of triazine stretches in **DCNB-CTF-A**. b) 77 K N_2 adsorption (filled circles) and desorption (open circles) isotherms of **DCNB-CTF-A**.

Conclusions

Herein, we have demonstrated that ZnBr_2 is a general ionothermal mediator for synthesizing a range of microporous polymers via cyclotrimerization reactions. Six materials could be prepared from simple methyl ketone or nitrile monomers under identical solvent-free conditions. An evaluation of twenty-five other Bronsted and Lewis acid mediators supports the exceptional performance of ZnBr_2 . Our findings extend the scope of cyclotrimerized CMPs and PAFs that can be sustainably prepared, paving the way for their application as next-generation microporous materials for myriad applications. We hypothesize that ZnBr_2 may serve as a viable alternative to ZnCl_2 as an ionothermal mediator for the synthesis of other polymeric materials as well. Future work will focus on elucidating the mechanism of this ionothermal method, particularly on the potential role of *in situ* generated HBr.

Conflicts of interest

There are no conflicts to declare.

Acknowledgements

The development of new porous materials was supported by the National Science Foundation under Grant No. CBET-2047627. Any opinions, findings, and conclusions or recommendations expressed in this material are those of the author(s) and do not necessarily reflect the views of the National Science Foundation. This work made use of the Cornell Center for Materials Research (CCMR) Shared Facilities, which are supported through the NSF MRSEC program (DMR-1719875). ^1H NMR data were collected on a Bruker INOVA 500 MHz spectrometer that was purchased with support from the NSF (CHE-1531632). We thank Cornell University for providing summer research fellowships to M.H.L. and C.M.M. and the CCMR REU program for supporting M.C.S. We also acknowledge support from a Camille Dreyfus Teacher-Scholar Award to P.J.M. (TC-23-048). We thank Dr. Alexander C. Forse (University of Cambridge) for helpful advice and financial support of S.M.P. through a UKRI Future Leaders Fellowship, a Leverhulme Trust Research Project Grant (RPG-2020-337), and a BP Next Generation Fellowship.

Notes and references

- J.-S. M. Lee and A. I. Cooper, *Chem. Rev.*, 2020, **120**, 4, 2171–2214.
- S. Das, P. Heasman, T. Ben and S. Qiu, *Chem. Rev.*, 2017, **117**, 1515–1563.
- N. Chaoui, M. Trunk, R. Dawson, J. Schmidt and A. Thomas, *Chem. Soc. Rev.*, 2017, **46**, 3302–3321.
- K. Amin, N. Ashraf, L. Mao, C. F. J. Faul and Z. Wei, *Nano Energy*, 2021, **85**, 105958.
- T. Zhang, G. Xing, W. Chen and L. Chen, *Mater. Chem. Front.*, 2020, **4**, 332–353.
- Y. Tian and G. Zhu, *Chem. Rev.*, 2020, **120**, 8934–8986.
- T. Ben, H. Ren, S. Ma, D. Cao, J. Lan, X. Jing, W. Wang, J. Xu, F. Deng, J. M. Simmons, S. Qiu and G. Zhu, *Angew. Chem. Int. Ed.*, 2009, **48**, 9457–9460.
- J.-X. Jiang, F. Su, A. Trewin, C. D. Wood, N. L. Campbell, H. Niu, C. Dickinson, A. Y. Ganin, M. J. Rosseinsky, Y. Z. Khimyak and A. I. Cooper, *Angew. Chem. Int. Ed.*, 2007, **46**, 8574–8578.
- J. Kosco, M. Sachs, R. Godin, M. Kirkus, L. Francas, M. Bidwell, M. Qureshi, D. Anjum, J. R. Durrant and I. McCulloch, *Adv. Energy Mater.*, 2018, **8**, 1802181.
- F. C. Krebs, R. B. Nyberg and M. Jørgensen, *Chem. Mater.*, 2004, **16**, 1313–1318.
- T. L. Church, A. B. Jasso-Salcedo, F. Björnerbäck and N. Hedin, *Sci. China Chem.*, 2017, **60**, 1033–1055.
- J. Kim, C. M. Moisanu, C. N. Gannett, A. Halder, J. J. Fuentes-Rivera, S. H. Majer, K. M. Lancaster, A. C. Forse, H. D. Abruña and P. J. Milner, *Chem. Mater.*, 2021, **33**, 8334–8342.
- S. Che, C. Li, C. Wang, W. Zaheer, X. Ji, B. Phillips, G. Gurbandurdyev, J. Glynn, Z.-H. Guo, M. Al-Hashimi, H.-C. Zhou, S. Banerjee and L. Fang, *Chem. Sci.*, 2021, 10.1039.D1SC01902C.
- C. Wang, C. Li, E. R. C. Rutledge, S. Che, J. Lee, A. J. Kalin, C. Zhang, H.-C. Zhou, Z.-H. Guo and L. Fang, *J. Mater. Chem. A*, 2020, **8**, 15891–15899.
- C. Sreenivasulu, D. A. Thadathil, S. Pal and S. Gedu, *Synth. Commun.*, 2020, **50**, 112–122.
- M.-Y. Wang, Q.-J. Zhang, Q.-Q. Shen, Q.-Y. Li and S.-J. Ren, *Chin J Polym Sci*, 2020, **38**, 151–157.
- X. Yang and R. C. Smith, *J. Polym. Sci. Part A: Polym. Chem.*, 2019, **57**, 598–604.
- S.-M. Jung, J. Park, D. Shin, H. Y. Jeong, D. Lee, I.-Y. Jeon, H. Cho, N. Park, J.-W. Yoo and J.-B. Baek, *Angew. Chem. Int. Ed.*, 2019, **58**, 11670–11675.
- Z.-H. Guo, C. Wang, Q. Zhang, S. Che, H.-C. Zhou and L. Fang, *Mater. Chem. Front.*, 2018, **2**, 396–401.
- B. Yang, J. Björk, H. Lin, X. Zhang, H. Zhang, Y. Li, J. Fan, Q. Li and L. Chi, *J. Am. Chem. Soc.*, 2015, **137**, 4904–4907.
- S. K. Samanta, E. Preis, C. W. Lehmann, R. Goddard, S. Bag, P. K. Maiti, G. Brunklaus and U. Scherf, *Chem. Commun.*, 2015, **51**, 9046–9049.
- F. M. Wisser, K. Eckhardt, D. Wisser, W. Böhlmann, J. Grothe, E. Brunner and S. Kaskel, *Macromol.*, 2014, **47**, 4210–4216.
- X. Zhu, C. Tian, S. Chai, K. Nelson, K. S. Han, E. W. Hagaman, G. M. Veith, S. M. Mahurin, H. Liu and S. Dai, *Adv. Mater.*, 2013, **25**, 4152–4158.
- T. Islamoğlu, M. Gulam Rabbani and H. M. El-Kaderi, *J. Mater. Chem. A*, 2013, **1**, 10259.
- Y.-C. Zhao, D. Zhou, Q. Chen, X.-J. Zhang, N. Bian, A.-D. Qi and B.-H. Han, *Macromol.*, 2011, **44**, 6382–6388.
- M. Rose, N. Klein, I. Senkovska, C. Schrage, P. Wollmann, W. Böhlmann, B. Böhlinger, S. Fichtner and S. Kaskel, *J. Mater. Chem.*, 2011, **21**, 711–716.
- R. S. Sprick, A. Thomas and U. Scherf, *Polym. Chem.*, 2010, **1**, 283–285.
- Y. Shin, C. Wang, M. Englehard and G. E. Fryxell, *Microporous Mesoporous Mater.*, 2009, **123**, 345–348.
- X.-Y. Cao, X.-H. Liu, X.-H. Zhou, Y. Zhang, Y. Jiang, Y. Cao, Y.-X. Cui and J. Pei, *J. Org. Chem.*, 2004, **69**, 6050–6058.
- C. Krishnaraj, H. S. Jena, K. Leus and P. Van Der Voort, *Green Chem.*, 2020, **22**, 1038–1071.
- M. Liu, L. Guo, S. Jin and B. Tan, *J. Mater. Chem. A*, 2019, **7**, 5153–5172.
- P. Kuhn, M. Antonietti and A. Thomas, *Angew. Chem. Int. Ed.*, 2008, **47**, 3450–3453.

ARTICLE

Journal of Materials Chemistry A

- 33 K. Wang, L.-M. Yang, X. Wang, L. Guo, G. Cheng, C. Zhang, S. Jin, B. Tan and A. Cooper, *Angew. Chem. Int. Ed.*, 2017, **56**, 14149–14153.
- 34 D. M. M. Rohe and H. U. Wolf, in *Ullmann's Encyclopedia of Industrial Chemistry*, ed. Wiley-VCH Verlag GmbH & Co. KGaA, Wiley-VCH Verlag GmbH & Co. KGaA, Weinheim, Germany, 2000, p. 747–752.
- 35 P. Erdmann and L. Greb, *Angew Chem Int Ed*, 2022, **61**, e202114550.
- 36 I. Paterson, *Tetrahedron Lett.*, 1979, **20**, 1519–1520.
- 37 N. Fechler, T.-P. Fellinger and M. Antonietti, *Adv. Mater.*, 2013, **25**, 75–79.
- 38 J. S. Lee, X. Wang, H. Luo and S. Dai, *Adv. Mater.*, 2010, **22**, 1004–1007.
- 39 J. S. Lee, X. Wang, H. Luo, G. A. Baker and S. Dai, *J. Am. Chem. Soc.*, 2009, **131**, 4596–4597.
- 40 Ž. Antić, R. M. Krsmanović, M. G. Nikolić, M. Marinović-Cincović, M. Mitrić, S. Polizzi and M. D. Dramićanin, *Mater. Chem. Phys.*, 2012, **135**, 1064–1069.
- 41 H. Ijadpanah-Saravi, S. Dehestaniathar, A. Khodadadi-Darban, M. Zolfaghari and S. Saeedzadeh, *Desalin. Water Treat.*, 2016, **57**, 20503–20510.
- 42 V. M. Rangaraj, K. S. K. Reddy and G. N. Karanikolos, *Chem. Eng. J.*, 2022, **429**, 132160.
- 43 J. Jia, Z. Chen, Y. Belmabkhout, K. Adil, P. M. Bhatt, V. A. Solovyeva, O. Shekhah and M. Eddaoudi, *J. Mater. Chem. A*, 2018, **6**, 15564–15568.
- 44 P. Kuhn, A. Forget, D. Su, A. Thomas and M. Antonietti, *J. Am. Chem. Soc.*, 2008, **130**, 13333–13337.