



Cite this: *Chem. Commun.*, 2019, 55, 3211

Received 10th January 2019,  
Accepted 18th February 2019

DOI: 10.1039/c9cc00257j

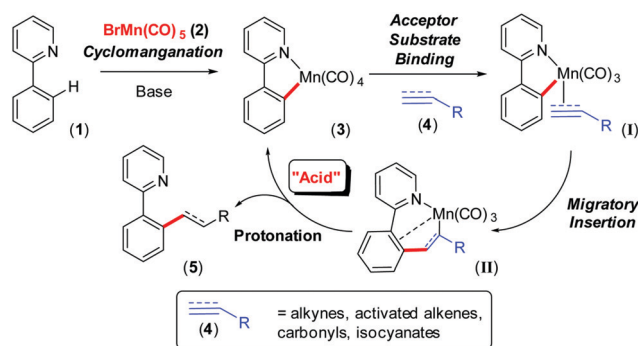
rsc.li/chemcomm

## Delineating the critical role of acid additives in Mn-catalysed C–H bond functionalisation processes†

L. Anders Hammarback,<sup>a</sup> Alan Robinson,<sup>b</sup> Jason M. Lynam<sup>\*a</sup> and Ian J. S. Fairlamb<sup>ib</sup>

**Addition of co-catalytic  $Cy_2NH$  to Mn-catalysed C–H bond activation reactions suggests that the conjugate acid,  $Cy_2NH_2X$ , influences catalysis. Here, acids are shown to positively influence C–H bond alkenylation catalysis involving alkynes. For certain types of alkynes an acid additive is critical to catalysis. In stark contrast, acids retard catalysis involving acrylates.  $[Cy_2NH_2]X$  salts also play a key role in thwarting catalyst degradation to manganese clusters. Our findings enable unreactive substrates to be alkenylated.**

The Earth abundant element, manganese, holds much promise in catalysis and applied chemical synthesis, as demonstrated by an eclectic array of recently discovered reactions.<sup>1</sup> Underpinning this rise to fame is a rich 40-year history<sup>2</sup> of stoichiometric organomanganese chemistry, particularly cyclomanganation and subsequent reactions of manganacycles. Catalytic C–H bond activation and functionalisation has grown from this base over the past 5 years, primarily inspired by Chen and Wang's<sup>3</sup> work reported in 2013, from which many important contributions have followed.<sup>4</sup>  $Mn^I$ -catalysed 'redox neutral' C–H bond functionalisation of, for example 2-phenylpyridine (**1**), by  $BrMn(CO)_5$  (**2**), invoke  $Mn(ppy)(CO)_4$  (**3**,  $ppy = 2\text{-phenylpyridyl}$ ) formation. Reaction with an unsaturated 'acceptor' substrate (**4**), for example, alkenes, alkynes, carbonyls, isocyanates and cyanides, have been widely reported (Scheme 1).<sup>5</sup> Indeed, the synthetic methodologies developed far exceed detailed mechanistic studies, which have arguably lagged behind. However, recent mechanistic work<sup>6,7</sup> has shed light on the importance of CO liberation (from **3**), acceptor substrate (**4**) coordination (to give transient intermediate **I**) and migratory insertion leading to formation of 7-membered manganacycle (**II**), that can be characterised but only have a short relative lifetime.<sup>6</sup> Very little is known about the last step in the general catalytic scheme, namely protonation of **II** by substrate **1** (the 'acid'), to bring about liberation of product **5**.



Scheme 1 Mechanistic picture for  $Mn^I$ -catalysed C–H bond activation and functionalisation, using a redox-neutral process.

The mechanistic picture detailed in Scheme 1 is not complete, as several reaction components can play the role of the acid,<sup>8</sup> from the donor C–H substrate, acceptor substrate,  $H_2O$  and the conjugate acid of the co-catalytic base,  $Cy_2NH$ , typically needed for catalysis.

In some reported methodologies, stronger carboxylic acid additives are required for productive catalysis,<sup>9</sup> or to increase the rate of protonation to avoid alternative reaction pathways.<sup>7,10</sup> It can also be envisaged that the conjugate acids of metal acetate type bases will have a similar effect in most reactions, when employed. The reason behind the effects of conjugate acids and acid additives in  $Mn^I$ -catalysed reaction have not been studied in detail, particularly in improving current promising synthetic methodologies.

To investigate the effect of additives in  $Mn^I$ -catalysed C–H functionalisation reactions,  $Mn(ppy)(CO)_4$  (**3**) was initially chosen as the entry point to probe subsequent steps, as no base additive nor 'Mn activation' is required. We have confirmed that **3** is a validated intermediate in the activation pathway for internal alkynes,<sup>8</sup> and a feasible entry point into the catalytic cycle for terminal alkynes. The reactions of 2-phenylpyridine **1** with unsaturated acceptor substrates (**4a–c**) mediated by **3**, in the presence of various additives, are collated in Fig. 1. Reaction of

<sup>a</sup> Department of Chemistry, University of York, York, YO10 5DD, UK.  
E-mail: jason.lynam@york.ac.uk, ian.fairlamb@york.ac.uk

<sup>b</sup> Syngenta Crop Protection AG, Münchwilen, Breitenloh 5, 4333, Switzerland

† Electronic supplementary information (ESI) available: Experimental procedures and compound characterisation. See DOI: 10.1039/c9cc00257j



Fig. 1 The effect of base/conjugate acid additives in the reactions of **1** + **4a–c** → **5a–c**. Reaction conditions (i): Mn(ppy)(CO)<sub>4</sub> (**3**) (**2**, 10 mol%), **1** (2 equiv.), **4a–c** (1 equiv.), additive (20 mol%) – see figure legend key for details, n-Bu<sub>2</sub>O, 100 °C, 3 h.

**1** + **4a** → **5a** under standard conditions (at 100 °C, in n-Bu<sub>2</sub>O, 3 h) Cy<sub>2</sub>NH as the base, in the presence of BrMn(CO)<sub>5</sub> (10 mol%) as precatalyst, gave **5a** in 76% conversion (reported yield = 76%). Employment of **3** as pre-catalyst gave a lower conversion to **5a** (55%). Addition of Cy<sub>2</sub>NH did not noticeably affect the conversion to **5a** (58%), which is in line with previous proposals that the amine base is only required for activation of the Mn<sup>i</sup> in the case of terminal alkynes.

Adding the conjugate acid of Cy<sub>2</sub>NH, *i.e.* [Cy<sub>2</sub>NH<sub>2</sub>]Br, a side-product resulting from the initial C–H bond deprotonation in the reaction **1** + **4a** → **5a**, did not impact upon the conversion to **5a** (53%). The reaction is insensitive to changes in the anion, irrespective of the type of halide/pseudohalide (Fig. 1).

The employment of an alternative terminal alkyne, propargyl benzoate **4b** with **3** as the precatalyst, formed only a small amount of product **5b**, in the presence and absence of Cy<sub>2</sub>NH {Conv. to **5b** 7% and 8% respectively (2.5 × 10<sup>-5</sup> mol)}. The extent of product conversion appears to tally with the [Mn<sub>TOTAL</sub>] = 10 mol% (2.5 × 10<sup>-5</sup> mol), indicating that there is limited turnover of the Mn catalyst. By contrast, the reaction mediated by BrMn(CO)<sub>5</sub> **2** and Cy<sub>2</sub>NH gave **5b** with 54% conversion, in keeping with Chen and Wang's<sup>3</sup> observations using Et<sub>2</sub>O solvent instead of n-Bu<sub>2</sub>O (under equivalent reaction conditions obtaining 48% yield of **5b**). Limited catalyst turnover indicates an issue in either the protonation or recycling steps required for catalysis *vide supra*, leading to low product conversion and rapid catalyst degradation. The addition of [Cy<sub>2</sub>NH<sub>2</sub>]Br had a profound and unexpected effect on product conversion to **5b**, increasing the conversion to 63%. The response was equally

dramatic using [Cy<sub>2</sub>NH<sub>2</sub>]Cl, [Cy<sub>2</sub>NH<sub>2</sub>]I or [Cy<sub>2</sub>NH<sub>2</sub>]BF<sub>4</sub> as acid additives.

In the original reaction of **1** + **4c** → **5c**, reported by Wang and co-workers,<sup>11</sup> it was suggested that [Cy<sub>2</sub>NH<sub>2</sub>]Br acted as a proton source for the protonation step (not experimentally proven, but reasonably postulated within a reaction mechanism scheme). We thus assessed the impact of the base/conjugate acid additives in the reaction of **1** + **4c** → **5c**, employing **3** as the precatalyst (Fig. 1). When no additive was used in this reaction a lower conversion to **5c** (44%) was recorded than when BrMn(CO)<sub>5</sub> **2** and Cy<sub>2</sub>NH were employed (79%). The lower product conversion can be rationalised as arising from no [Cy<sub>2</sub>NH<sub>2</sub>]Br being present in the reaction mediated by **3**. Surprisingly, however, addition of [Cy<sub>2</sub>NH<sub>2</sub>]Br was found to negatively affect conversion to product **5c** (27%). The negative influence of the conjugate acid is further compounded by altering the anion in [Cy<sub>2</sub>NH<sub>2</sub>]X to chloride or iodide. Intriguingly, the less coordinating BF<sub>4</sub><sup>-</sup> counter-ion led to a product conversion similar to the reaction mediated by Cy<sub>2</sub>NH (40% versus 46%, respectively).

*In operando studies using infrared spectroscopic analysis:* to gain insight into how [Cy<sub>2</sub>NH<sub>2</sub>][X] (X = Br, Cl, I or BF<sub>4</sub>) affects catalyst efficacy, the reactions of **1** + **4b–c** → **5b–c** were monitored *in operando* employing *in situ* IR spectroscopy, using a Mettler-Toledo ReactIR<sup>®</sup> instrument with Si-probe. This method allows for changes in metal carbonyl peaks to be monitored (qualitatively and quantitatively), being excellent spectroscopic handles for the observation of the dynamic processes occurring at the manganese centre. The reaction responding positively to acid, of **1** + **4b** → **5b**, mediated by precatalyst **3** (Fig. 2a) results in the initial appearance of two new species, with overlapping carbonyl bands, depicted by gold stars and closed red circles. After 30 minutes, a minor species with carbonyl bands at  $\bar{\nu}$ 1996 and 1944 cm<sup>-1</sup> (black triangles) forms once catalysis is complete. We note the relative slow loss of **3** (trace quantities seen after *ca.* 5 minutes, depicted by closed blue circles), which is consistent with an independent mechanistic study examining the reaction of **1** + **4a** → **5a**.<sup>3</sup> The species depicted by gold stars is most likely a deactivation product, *i.e.* manganese hydroxyl-containing clusters previously proposed to be deactivation products for catalysis (see ESI†).<sup>12</sup> While the species depicted by closed red circles evolves and then rapidly depletes, suggesting its involvement as a transient intermediate.

However, when [Cy<sub>2</sub>NH<sub>2</sub>][BF<sub>4</sub>] was added to the reaction (Fig. 2b) the rate of formation of the previously observed deactivation species (gold stars) was greatly diminished. We note that another carbonyl-containing species is formed in this reaction (depicted by + symbols), which remains prominently after 30 minutes reaction time. Manganacycle **3** remains for the duration of the reaction (depleting to 30 minutes). The formation of manganese alkynyl-containing clusters is observed after 5 minutes reaction time (depicted by gold diamonds).

Monitoring the reaction of **1** + **4c** → **5c** without Cy<sub>2</sub>NH (Fig. 2c) showed that two new significant overlapping carbonyl bands (depicted by closed gold circles) formed, *i.e.* similar bands to the manganese hydroxyl-containing clusters seen

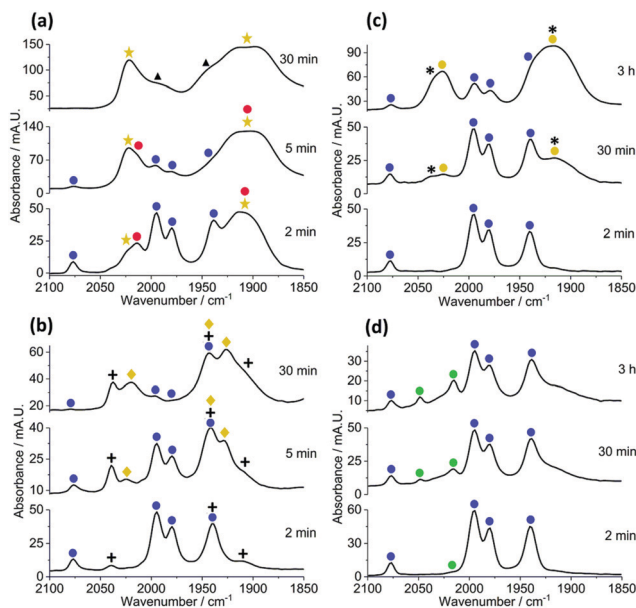


Fig. 2 Reaction monitoring using *in situ* IR monitoring using **3** as the pre-catalyst. (a) Reaction **1** + **4b** → **5b**, without  $\text{Cy}_2\text{NH}$ . (b) Reaction **1** + **4b** → **5b**, with  $[\text{Cy}_2\text{NH}_2]\text{BF}_4$  (20 mol%). (c) Reaction **1** + **4c** → **5c**, without  $\text{Cy}_2\text{NH}$ . (d) Reaction **1** + **4c** → **5c** with  $[\text{Cy}_2\text{NH}_2][\text{Br}]$  (20 mol%).

when employing alkyne **4b** but not identical. Furthermore, manganacycle **3** persists throughout the reaction. Addition of  $[\text{Cy}_2\text{NH}_2]\text{Br}$  to the reaction **1** + **4c** → **5c** (Fig. 2d), once again reduces the amount of manganese hydroxyl-containing clusters formed. Over longer reaction times  $\text{Mn}_2(\text{CO})_{10}$  is formed ( $\bar{\nu}2048$  and  $2015\text{ cm}^{-1}$ , depicted by closed green circles), which is also known to be a competent precatalyst for this type of transformation. The formation of  $\text{Mn}_2(\text{CO})_{10}$  was not detected for the reaction conducted in the absence of  $[\text{Cy}_2\text{NH}_2]\text{Br}$ .

The take home messages from the *in operando* IR studies are:

- Addition of  $[\text{Cy}_2\text{NH}_2]\text{Br}$  hinders the formation of manganese hydroxyl-containing clusters, and related clusters. In the case of the acrylate **4c** we note formation of  $\text{Mn}_2(\text{CO})_{10}$ , after just 2 minutes, which becomes inactive as catalyst under these reaction conditions.
- $[\text{Cy}_2\text{NH}_2]\text{Br}$  increases the lifetime of manganacycle **3** in both reactions **1** + **4b-c** → **5b-c**, respectively.

*Further studies on the acid additives – effect of  $pK_a$ :* we extended our studies on the reaction of **1** + **4b** → **5b**, mediated by precatalyst **3** along with propionic acid ( $pK_a = 4.9$  in  $\text{H}_2\text{O}^{13}$ ) as a co-catalyst (20 mol%), affording **5b** in 82% conversion – an enhancement of 75% when compared against the reaction without any additive (7%, *vide supra*, see Fig. 3). Switching to HCl ( $pK_a = -8$  in  $\text{H}_2\text{O}$ ) as the acid additive led to no enhancement in catalysis (5% conversion to **5b** recorded), while even stronger acids HBr ( $pK_a = -9$  in  $\text{H}_2\text{O}^{13}$ ) and HI ( $pK_a = -10$  in  $\text{H}_2\text{O}^{13}$ ) resulted in negligible product formation ( $\leq 1\%$ ). Interestingly,  $\text{HBF}_4 \cdot \text{OEt}_2$  ( $pK_a = -4.9$  in  $\text{H}_2\text{O}^{13}$ ) enhanced product formation, affording **5b** in 62% conversion. This latter result possibly indicates that the relatively non-coordinating  $\text{BF}_4^-$  can assist catalysis in some way, *i.e.* providing protons without catalyst degradation or by minimising halide coordination to  $\text{Mn}^I$ , consistent with the results presented in Fig. 1.

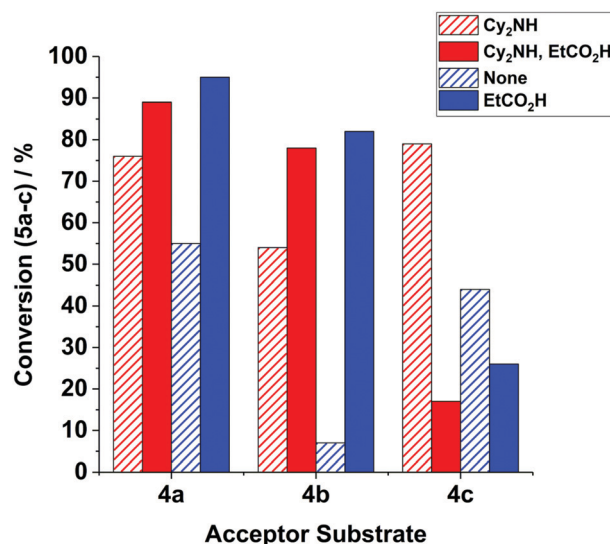


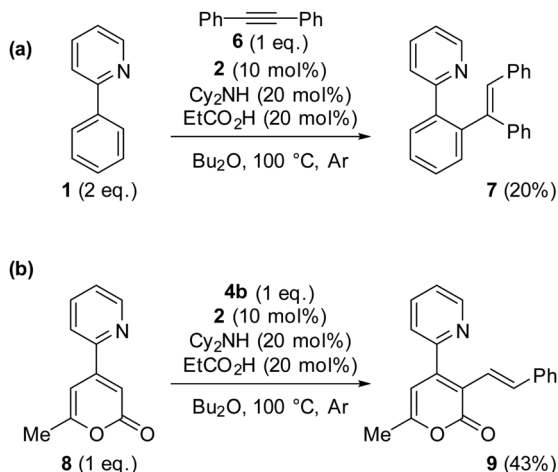
Fig. 3 The effect of additives in the reactions of **1** + **4a-c** → **5a-c** (see Fig. 1). General reaction conditions are detailed in Fig. 1, with the exception of the Mn precatalyst used: reactions mediated by  $\text{BrMn}(\text{CO})_5$  (10 mol%) are highlighted in red, and those mediated by manganacycle **3** (10 mol%) are highlighted in blue – see figure legend key for details of the additive.

Examination of the reaction of **1** + **4b** → **5b** mediated by  $\text{BrMn}(\text{CO})_5$  **2**, with  $\text{Cy}_2\text{NH}$  (20 mol%) in the presence and absence of propionic acid (20 mol%), provided further evidence for an acid effect in enhancing the conversion of **5b** from 54% to 78% (Fig. 3).

The positive promoting effect of propionic acid in the reaction of **1** + **4b** → **5b** led us to examine the other acceptor substrates **4a** and **4c** (Fig. 3), for both  $\text{BrMn}(\text{CO})_5$  **2** and manganacycle **3** precatalysts. For phenyl acetylene **4a** we find that propionic acid enhances catalysis for both **2** and **3**, in the case of the latter, significantly (*i.e.* 95% conversion to **5a**, as compared to 55% in the absence of propionic acid). It is striking that the conjugate acids  $[\text{Cy}_2\text{NH}_2]\text{X}$  do not positively influence catalysis under the same reaction conditions.

In the reaction of **1** + **4c** → **5c**, mediated by both  $\text{BrMn}(\text{CO})_5$  **2** and manganacycle **3** precatalysts, led to a significant reduction in product **5c** formation, which is consistent with the net negative effects of the conjugate acids  $[\text{Cy}_2\text{NH}_2]\text{X}$  *vide supra*.

*Promotion of substrates previously determined to be problematic for catalytic C–H bond alkenylation using  $\text{Mn}^I$  catalysis:* we have previously determined that internal alkyne **6** strongly prefers reductive elimination pathways over protonation (in a reaction with 2-phenylpyridine **1**), thus rendering formation of alkenylated product **7** inaccessible.<sup>8</sup> Drawing on what had been learnt from this study we postulated that the protonation step could be assisted by  $\text{EtCO}_2\text{H}$ , bringing about the formation of alkenylated product **7**. Pleasingly, under the reaction conditions given in Scheme 2, **7** is formed in 20% yield (isolated product after chromatography), showcasing the ability of acid additives to form otherwise unachievable products for the  $\text{Mn}^I$  catalysis. The modest amount of **7** formed highlights the difficulty associated with the protonation step within the catalytic cycle, explaining why substrate sensitivity is sometimes observed.



Scheme 2 (a) Effect of addition of EtCO<sub>2</sub>H to a reaction with diphenylacetylene **6**. (b) Effect of addition of EtCO<sub>2</sub>H to a reaction with **8**.

We next turned our attention to the reaction with substrate **8**, which had previously allowed us to characterise a key 7-membered manganacyclic intermediate, the anvil point to subsequent protonation or reductive elimination,<sup>6</sup> with the latter being preferred under typical catalytic reaction conditions (Scheme 2b). Quite remarkably we discovered that the reaction **8** + **4a** → **9** was made feasible by the addition of propionic acid affording **9** in 43% yield (isolated product after chromatography) (Scheme 2b). This result highlights the ability of acid additives to promote the protonation pathway, with concomitant formation of alkenylated products.

To summarise, we set out to understand the role of the conjugate acid, [Cy<sub>2</sub>NH<sub>2</sub>]<sup>+</sup>X<sup>-</sup>, formed by protonation of co-catalytic Cy<sub>2</sub>NH base, in influencing C–H bond activation catalysis at Mn<sup>I</sup>. We conclude that conjugate acids positively influence C–H bond alkenylation catalysis involving terminal and internal alkynes, which are found to be critical to productive catalysis. Importantly, the promotional effect of acid did enable unreactive substrates to be alkenylated involving both internal and terminal alkynes (Scheme 2). A dichotomy in behaviour is seen on switching from alkynes to an acrylate substrate, where catalysis is hindered by the presence of the conjugate acid containing a halide anion (*cf.* not a non-coordinating BF<sub>4</sub><sup>-</sup> anion). A secondary benefit of the [Cy<sub>2</sub>NH<sub>2</sub>]<sup>+</sup>X<sup>-</sup> salts is to thwart Mn<sup>I</sup> catalyst degradation to form inactive manganese clusters, which is an issue requiring attention in future catalyst design studies.<sup>8</sup>

We thank Syngenta and the Engineering and Physical Sciences Research Council (EPSRC) for iCASE funding for LAH, ref. EP/H011455.

## Conflicts of interest

There are no conflicts to declare.

## Notes and references

- For selected reviews concerning manganese catalysis in general, see: (a) J. R. Carney, B. R. Dillon and S. P. Thomas, *Eur. J. Org. Chem.*, 2016, 3912–3929; (b) R. A. Baglia, J. P. T. Zaragoza and D. P. Goldberg, *Chem. Rev.*, 2017, **117**, 13320–13352; (c) F. Kallmeier and R. Kempe, *Angew. Chem., Int. Ed.*, 2018, **57**, 46–60; (d) M. Stanbury, J.-D. Compain and S. Chardon-Noblat, *Coord. Chem. Rev.*, 2018, **361**, 120–137.
- M. I. Bruce, B. L. Goodall, M. Z. Iqbal, F. G. A. Stone, R. J. Doedens and R. G. Little, *J. Chem. Soc. D*, 1971, 1595–1596.
- B. Zhou, H. Chen and C. Wang, *J. Am. Chem. Soc.*, 2013, **135**, 1264–1267.
- Selected examples: (a) R. He, Z.-T. Huang, Q.-Y. Zheng and C. Wang, *Angew. Chem.*, 2014, **126**, 5050–5053; (b) W. Liu, D. Zell, M. John and L. Ackermann, *Angew. Chem., Int. Ed.*, 2015, **54**, 4092–4096; (c) B. Zhou, Y. Hu and C. Wang, *Angew. Chem., Int. Ed.*, 2015, **54**, 13659–13663; (d) W. Liu, J. Bang, Y. Zhang and L. Ackermann, *Angew. Chem., Int. Ed.*, 2015, **54**, 14137–14140; (e) C. Wang, A. Wang and M. Rueping, *Angew. Chem., Int. Ed.*, 2017, **56**, 9935–9938; (f) Q. Lu, S. Cembellin, S. Grefies, S. Singha, C. G. Daniliuc and F. Glorius, *Angew. Chem., Int. Ed.*, 2018, **57**, 1399–1403.
- Y. Hu, B. Zhou and C. Wang, *Acc. Chem. Res.*, 2018, **51**, 816–827.
- N. P. Yahaya, K. M. Appleby, M. Teh, C. Wagner, E. Troschke, J. T. W. Bray, S. B. Duckett, L. A. Hammarback, J. S. Ward, J. Milani, N. E. Pridmore, A. C. Whitwood, J. M. Lynam and I. J. S. Fairlamb, *Angew. Chem., Int. Ed.*, 2016, **55**, 12455–12459.
- L. A. Hammarback, I. P. Clark, I. V. Sazanovich, M. Towrie, A. Robinson, F. Clarke, S. Meyer, I. J. S. Fairlamb and J. M. Lynam, *Nat. Catal.*, 2018, **1**, 830–840.
- L. A. Hammarback, A. Robinson, J. M. Lynam and I. J. S. Fairlamb, *J. Am. Chem. Soc.*, 2019, **141**, 2316–2322.
- H. Wang, F. Pescioli, J. C. A. Oliveira, S. Warratz and L. Ackermann, *Angew. Chem., Int. Ed.*, 2017, **56**, 15063–15067.
- L. Shi, X. Zhong, H. She, Z. Lei and F. Li, *Chem. Commun.*, 2015, **51**, 7136–7139.
- B. Zhou, P. Ma, H. Chen and C. Wang, *Chem. Commun.*, 2014, **50**, 14558–14561.
- For ‘Mn(OH)(CO)<sub>3</sub>’ type clusters, see: (a) M. D. Clerk and M. J. Zaworotko, *J. Chem. Soc., Chem. Commun.*, 1991, 1607–1608; For ‘Mn(SR)(CO)<sub>3</sub>’ type clusters, see: (b) S. Gläser, R. Mede, H. Görls, S. Seupel, C. Bohlender, R. Wyrwa, S. Schirmer, S. Dochow, G. U. Reddy, J. Popp, M. Westerhausen and A. Schiller, *Dalton Trans.*, 2016, **45**, 13222–13233; For ‘Ru(σ,μ<sup>2</sup>-alkynyl)(CO)<sub>3</sub>’ type clusters, see: (c) S. Bock, C. F. Mackenzie, B. W. Skelton, L. T. Byrne, G. A. Koutsantonis and P. J. Low, *J. Organomet. Chem.*, 2016, **812**, 190–196.
- P. Y. Bruice, *Organic Chemistry*, 5th edn, Pearson, 2007.