

Cite this: *Polym. Chem.*, 2025, **16**, 5009

# Exploring transamidation and chemical recycling of $\beta$ -amino amide-derived covalent adaptable networks

Loc Tan Nguyen,<sup>a</sup> Adithya Tharayil,<sup>a</sup> Nezha Badi,<sup>a</sup> Johan M. Winne<sup>\*b</sup> and Filip E. Du Prez<sup>\*a</sup>

The growing environmental challenge of non-recyclable thermosets underscores the urgent need for sustainable alternatives. Covalent adaptable networks (CANs) containing dynamic  $\beta$ -amino amide moieties have emerged as promising reprocessable polymer networks, combining mechanical robustness with recyclability. In this work, we elucidate the exchange kinetics of both the well-established (retro)-aza-Michael addition and a newly identified transamidation pathway that is operative in  $\beta$ -amino amides. Systematic catalyst screening reveals that acidic catalysts significantly enhance viscoelastic control, thereby improving (re)processing efficiency. Furthermore, we introduce a chemical recycling protocol that enables the recovery of the original amino building blocks with up to 86% purity, demonstrating their direct use as feedstock in material (re)synthesis. These insights advance the fundamental understanding of dynamic bond exchange in  $\beta$ -amino amide based CANs and establish a viable route towards circular thermoset materials for numerous applications.

Received 7th October 2025,  
Accepted 5th November 2025

DOI: 10.1039/d5py00959f

rsc.li/polymers

## Introduction

Since their first introduction in the early 20<sup>th</sup> century, synthetic thermosets have undergone a remarkable development, playing a pivotal role in modern industry nowadays.<sup>1</sup> Their cross-linked polymeric structures impart a unique combination of low weight and high mechanical strength, making them indispensable in demanding applications ranging from aviation components to wind turbine blades.<sup>2</sup> However, the permanent network structure also renders thermosets intrinsically non-reprocessable, consequently consigning them to permanent waste at their end-of-life. This fact results in widespread challenges from both environmental and regulatory perspectives.<sup>3,4</sup>

Covalent adaptable networks (CANs), also referred to as dynamic covalent polymer networks, have emerged in recent decades as a promising approach to reconcile the durability of thermosets with reprocessability.<sup>5–7</sup> By incorporating exchangeable (or dynamic) linkages, CANs facilitate reprocessability of thermosets under specific stimuli such as heat or

light, while (ideally) retaining the superior properties of polymeric networks.<sup>6,8</sup> A wide range of dynamic chemistry platforms have been introduced in CANs, including transesterifications,<sup>9,10</sup> and vinylogous urethane,<sup>11,12</sup> Diels-Alder,<sup>13,14</sup> dithioacetal,<sup>15</sup> and imine exchange,<sup>16,17</sup> a few of which have progressed toward commercial products.<sup>18,19</sup> Despite this progress, their practical adoption is still constrained due to their dynamicity–performance trade-off.<sup>20,21</sup> While dynamic bonds endow CANs with recyclability, they are typically labile (low activation energies –  $E_a$ ), which can lead to premature bond exchange (*i.e.*, flow or creep) under reaction conditions.<sup>22</sup> As a consequence, this phenomenon leads to an undesirable loss in the designated performance of CANs, thus often making them unsuitable for replacing conventional thermosets. Addressing this long-standing limitation requires the development of suitable dynamic covalent chemistry (DCC) and/or technologies that combine robustness with controlled exchange reactivity.

Polyamides, long recognized for their outstanding thermal and chemical stability, are particularly attractive for advancing CAN performance.<sup>23</sup> However, this inherent stability of amide bonds also implies their relative inertness towards exchange reactions, resulting in their limited exploration as a DCC-platform in CANs to date. In 2021, one of the first amide-based DCCs for CAN was reported by us and others through a dicarboxamide-imide equilibrium, governed by the imide ring size as an entropic factor,<sup>24,25</sup> facilitating reprocessing of materials

<sup>a</sup>Polymer Chemistry Research Group, Centre of Macromolecular Chemistry (CMaC), Department of Organic and Macromolecular Chemistry, Faculty of Sciences, Ghent University, Krijgslaan 291 S4, 9000 Ghent, Belgium. E-mail: Filip.DuPrez@UGent.be

<sup>b</sup>Laboratory of Organic Synthesis, Department of Organic and Macromolecular Chemistry, Faculty of Sciences, Ghent University, Krijgslaan 291 S4, 9000 Ghent, Belgium. E-mail: Johan.Winne@UGent.be



through dissociative transamidation at elevated temperatures ( $>150\text{ }^{\circ}\text{C}$ ) with high  $E_a$  ranging from 120 to  $200\text{ kJ mol}^{-1}$ . In the meantime, this DCC has shown its industrial potential in providing both creep resistance and recyclability, applicable for a wide range of applications.<sup>26</sup> Subsequently, Xu *et al.* introduced dynamic maleic acid–tertiary amide linkages, where reversible amidation between maleic anhydrides and secondary amines enabled efficient monomer recovery ( $>94\%$  yield) and closed-loop chemical recycling of cross-linked polymeric materials.<sup>27</sup> Although both platforms demonstrate the feasibility of recycling polyamide networks, their reliance on specific monomers (*e.g.*, glutarate ester or secondary amine building blocks) may restrict broader applicability.

Building on our earlier investigation of dynamic  $\beta$ -amino esters (BAEs),<sup>28</sup> we recently developed reversible  $\beta$ -amino amides (BAAs) as the next-generation platform for recyclable polyamide networks (Fig. 1A).<sup>29</sup> BAA-based CANs (BAANs) and their epoxy-derived materials exhibit excellent creep resistance (up to  $120\text{ }^{\circ}\text{C}$ ) and hydrolytic stability under both acidic and basic conditions, while maintaining reprocessability.<sup>29,30</sup> Our initial study showed that BAAs undergo reversible dissociation into acrylamides and amines above  $140\text{ }^{\circ}\text{C}$ . However, their exchange kinetics and the effect of catalysis have not been

studied in detail so far. Notably, in the related BAE networks, neighboring amino groups act as internal catalysts that also promote transesterification in the presence of hydroxyl groups in addition to retro-Michael reactions,<sup>28,31</sup> raising the question whether an analogous transamidation process could occur in BAA-promoted DCC.

The current study started with an explicit study of the reversible Michael addition kinetics, further investigating the dynamic exchange, influence of catalysts, and the chemical recyclability of BAANs (Fig. 1B). Initially, small-molecule model studies were conducted to elucidate exchange pathways and their kinetics. Then, catalysts of different chemical nature – ranging from acidic to basic nature – were introduced into BAANs, followed by rheological analysis to assess their effect on the viscoelasticity behavior. Based on the newly acquired insights, we also investigated chemical degradation strategies to recover original amino building blocks from the BAANs as recycled feedstock resources. These studies provide mechanistic insights into BAA-based DCC, including the experimental verification of an unusual transamidation pathway, and further identify BAANs as high-performance polyamide networks with the potential for recycling and reprocessing.

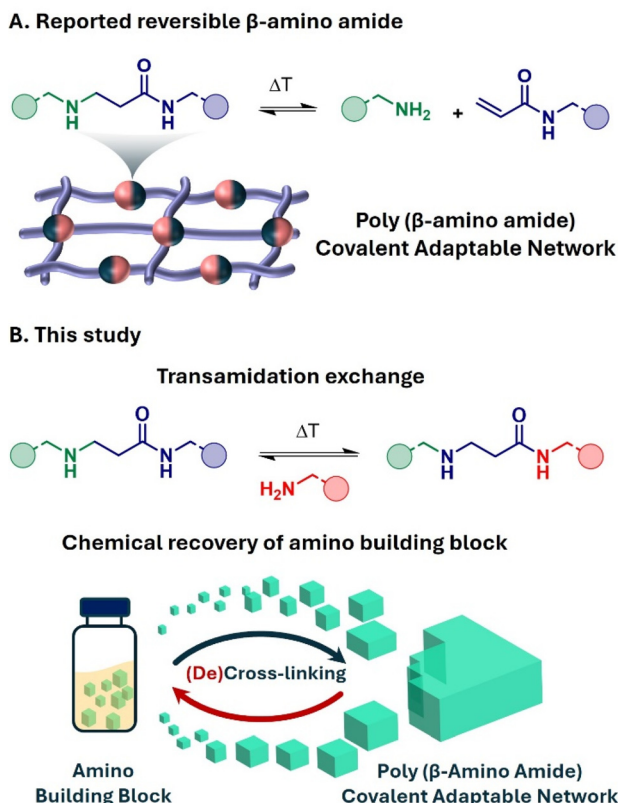
## Results and discussion

### Insights into the dynamicity of the $\beta$ -amino amide group

Although the dissociation of BAA was reported to occur at elevated temperatures beyond  $140\text{ }^{\circ}\text{C}$ ,<sup>29</sup> we further investigate herein the exchange kinetics through small-molecule studies. For this purpose, *N*-benzyl-3-(methyl(octyl)amino)propenamide (**M**) was synthesized as the model BAA compound *via* the straightforward aza-Michael addition (details are given in section S3, Fig. S1–S3). Firstly, the (retro)-aza-Michael exchange was studied in a controlled exchange reaction between **M** and excess benzylamine (10 eq.). As shown in Fig. 2A, the exchange was monitored *via* proton nuclear magnetic resonance ( $^1\text{H-NMR}$ ), by following the conversion over time of proton A (from **M** at 2.3 ppm) into proton R (at 2.9 ppm), which is attributed to the (retro)-aza-Michael exchange product **RA**. The formation of **RA** was further confirmed by electrospray ionization mass spectrometry (ESI-MS, Fig. S4).

Kinetic studies were conducted at varying temperatures from 120 to  $180\text{ }^{\circ}\text{C}$ , enabling the determination of reaction constants at each temperature (Fig. S5 and Table S1). Based on these data, an Arrhenius plot was constructed, revealing an activation energy ( $E_a$ ) of  $61.5\text{ kJ mol}^{-1}$ , consistent with reported values for (most) reversible Michael adducts ranging from 50 to  $80\text{ kJ mol}^{-1}$ .<sup>28,32,33</sup>

Subsequently, we uncovered an unsuspected transamidation pathway operating in these reactions by repeating the same exchange experiment with BAA **M** and an excess of octylamine (10 eq.). Interestingly, alongside the expected (reversible) aza-Michael exchange product, analysis of the reaction mixture by  $^1\text{H-NMR}$  spectroscopy also revealed new resonances that are characteristic of a transamidation reaction: benzylic



**Fig. 1** (A) Schematic representation of a previous study on materials including dynamic covalent  $\beta$ -amino amide chemistry.<sup>29</sup> (B) Representation of the present work: investigating transamidation, catalytic effects, and chemical recycling of CANs based on  $\beta$ -amino amide groups.





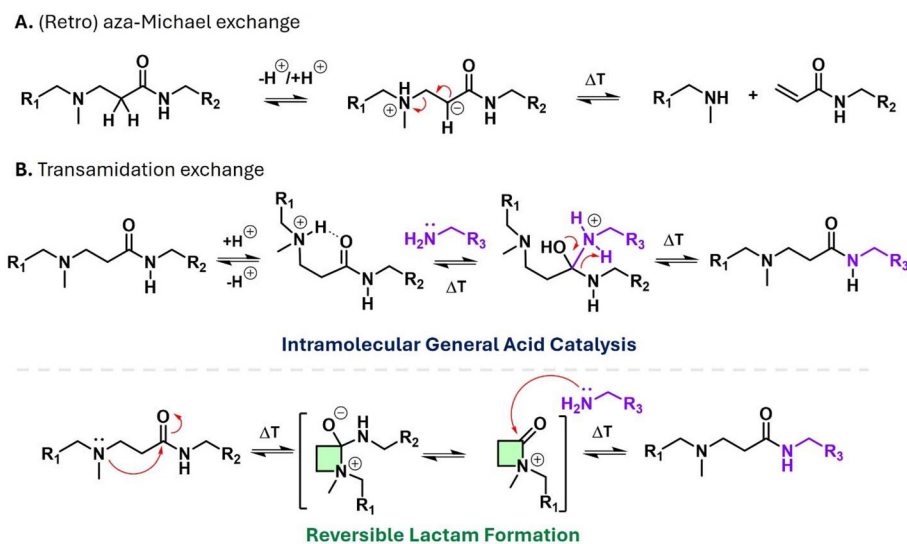
**Fig. 2** Reaction schemes and representative  $^1\text{H-NMR}$  spectra with the insets showing Arrhenius plots of the kinetic studies for: (A) reversible aza-Michael and (B) transamidation exchange of  $\beta$ -amino amide.

proton B at 4.4 ppm (from **M**) is indeed being converted into methylene proton T (at 3.3 ppm) belonging to the *trans*-amidated adduct **TA** (Fig. 2B). The formation of **TA** was observed at temperatures above 140 °C, and thus showed similar kinetics to the (retro)-aza-Michael pathway. It is worth noting that the asymmetric structure of the model compound **M** – with ali-

phatic and benzylic substituents – allowed for the exclusive monitoring of transamidation by  $^1\text{H-NMR}$ , since the possible (retro)-aza-Michael product (*i.e.*, *N*-benzyl-3-(octylamino)propanamide) would exhibit identical proton resonances. The formation of the transamidation product **TA** was additionally confirmed by ESI-MS (Fig. S6). From the integration in the NMR measurements, Arrhenius plots (Fig. S7 and Table S2) revealed an  $E_a$  of 47.4 kJ mol $^{-1}$ , which is a bit higher than the one reported for the transesterifications of BAE (35 kJ mol $^{-1}$ ).<sup>28</sup>

Unlike transesterification, such direct transamidation is more challenging and typically requires catalysts, or high temperatures, and is thus unexpected in these systems.<sup>34–38</sup> Herein, we propose two possible reasonable mechanistic pathways, which are presented in Fig. 3 and are both related to a neighbouring group effect of the  $\beta$ -amine functionality.

While the dissociation of BAA is linked to the reversible nature of Michael nucleophilic addition *via* the formation of a zwitterionic intermediate after a proton transfer (Fig. 3A),<sup>39</sup> the transamidation can possibly be enhanced by intramolecular hydrogen bonding between a protonated  $\beta$ -amino group and the amide carbonyl (Fig. 3B-top). Although direct transamidation begins with a high-enthalpy nucleophilic attack of an amine on the carbonyl carbon,<sup>40</sup> the resulting tetrahedral intermediate is stabilized by an intramolecular hydrogen bond and thus a general acid catalysis, thereby lowering the energy barrier. In  $\beta$ -amino amides, such intramolecular interactions form an entropically favorable, six-membered pseudo-ring *via* hydrogen bonding,<sup>41</sup> potentially accelerating the transamidation exchange. Interestingly, a benchmark exchange reaction performed on an amide lacking this  $\beta$ -amino group (*i.e.*, *n*-octyloctanamide) also showed a minor conversion to the *trans*-amidated product after 2 h at 160 °C (Fig. S8). This observation suggests that the effect of hydrogen bonding by a protonated amine moiety, *i.e.*, the general acid catalysis ‘charge relay’ type acylation mechanism between amide and an



**Fig. 3** Proposed mechanism of the exchange of  $\beta$ -amino amide: (A) (retro)-aza-Michael addition and (B) transamidation *via* two possible pathways.



additional (partially) protonated amine group, can also facilitate transamidation at elevated temperature. This effect is further enhanced by the proximity of neighboring amino groups in  $\beta$ -amino amides (*vide supra*).

Alternatively, in a scenario that cannot be definitely excluded at this time, the transamidation pathway can possibly also proceed *via* the formation of a zwitterionic lactam intermediate (Fig. 3B-bottom). While such lactamization is expected to show a high enthalpic barrier due to the involved ring strain, the intramolecular nucleophilic attack of the  $\beta$ -amino group on a carbonyl carbon could be accelerated through a favorable entropic factor, also known as the neighboring group participation effect.<sup>42–45</sup> The low activation enthalpy seen in the kinetic plots (Fig. 2B) is thus actually not indicative of such a reversible ring formation scenario, as is the already mentioned slow exchange in simple amides. In an attempt to further probe our mechanistic rationales, we performed studies to force the formation of  $\beta$ -lactam intermediates, but these transient species could not be isolated or observed due to their unstable (short-lived) nature in our various attempts.<sup>46</sup>

Overall, these model studies reveal that the dynamic behavior of BAANs not only arises from the reversible nature of BAA but also from a significant, kinetically comparable transamida-

tion in the presence of  $\beta$ -amino groups. Although free amines are absent in our designated BAA networks, they could be released during BAA dissociation at elevated temperatures and potentially participate in transamidation exchange (*vide supra*).

### Catalytic effects on the viscoelasticity of BAAN

Due to the highly endothermic nature of their exchange reactions, most CANs derived from aza-Michael adducts, especially BAAN, require high (re)processing temperatures (typically above 180 °C), implying limitations in terms of energy demand and risk of thermal degradation.<sup>29,47</sup> With the aim to lower this thermal processing window, we therefore sought to exploit catalytic effects on the viscoelastic behavior of BAAN. A series of BAAN were prepared from a (2,2,4- and 2,4,4)-trimethyl hexamethylenediamine tetra-ester functional cross-linker (TMH-4E, Fig. S9) and priamine as illustrated in Fig. 4A. Various catalysts (5 mol% relative to BAA moieties) were added during network formation, including one organic base (*i.e.*, 1,5,7-triazabicyclo[4.4.0]dec-5-ene, TBD) and three acids (*i.e.*, *p*-toluenesulfonic acid, *p*TsOH; methane sulfonic acid, MSA and trifluoromethanesulfonic acid, TfOH). As protonated amines possibly play a role in both exchange pathways (see Fig. 3), the addition of protic acids could be beneficial for the exchange. Synthetic details are provided in section S3, and the

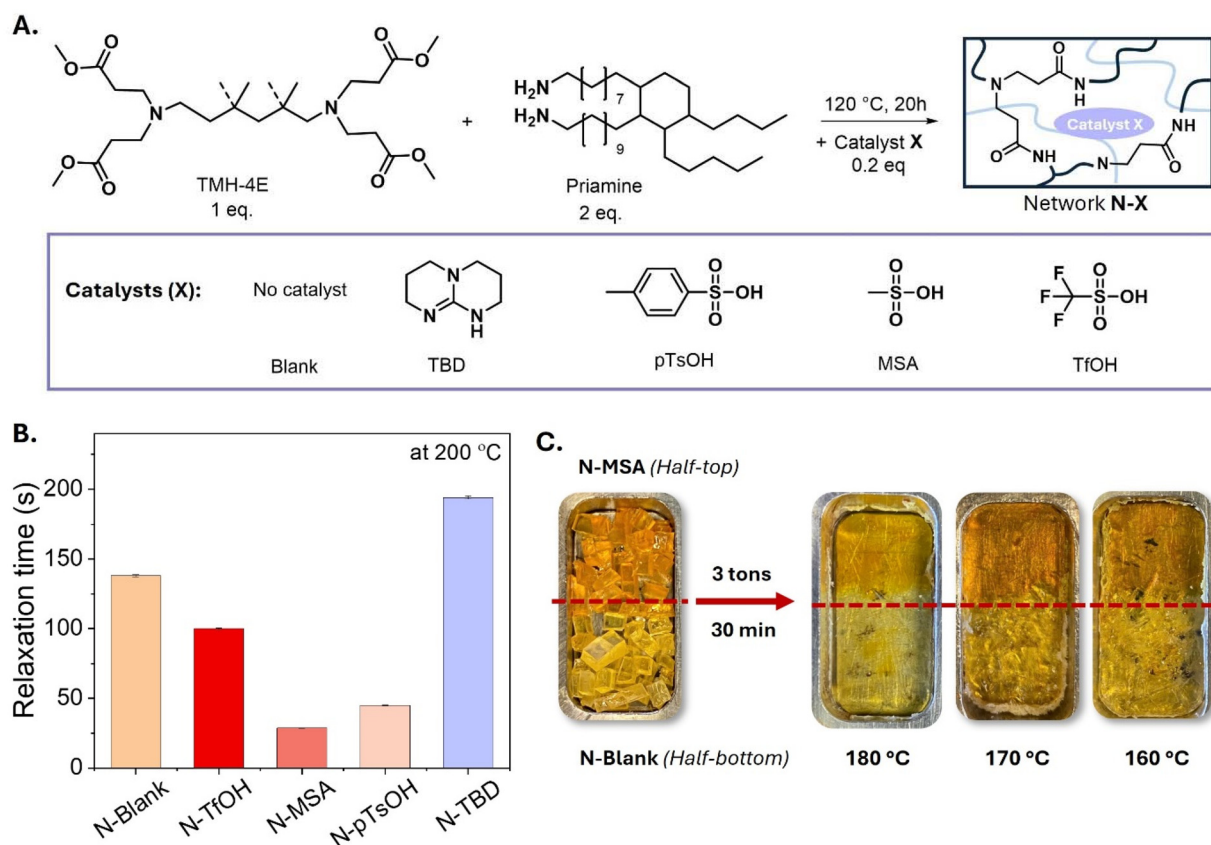


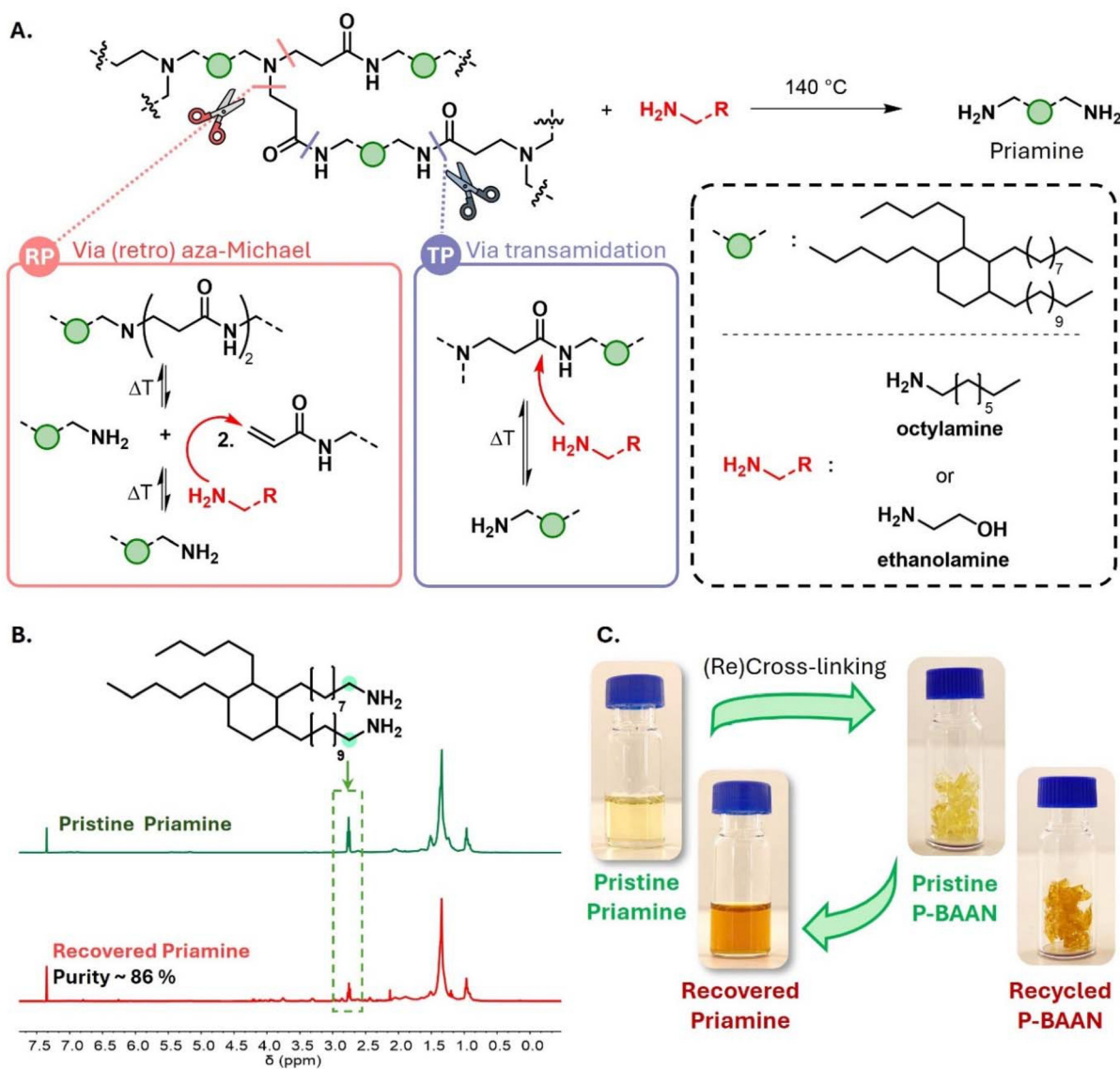
Fig. 4 (A) Synthesis of  $\beta$ -amino amide-based dynamic networks prepared using the catalysts displayed in the frame, and (B) their relaxation times at 200 °C determined from the KWW stretched exponential model. (C) Visualization of the compression molding of N-MSA and N-blank at varying temperatures.



complete cross-linking reactions were confirmed by Fourier-transform infrared spectroscopy (FTIR) (Fig. S10). The obtained polymer networks are further referred to as N-X, where X is the additional catalyst, and N-Blank refers to the catalyst-free reference network. These networks were shaped into 1–2 mm thick samples *via* compression molding (180 °C, 3 tons, 30 min) and subsequently subjected to rheological stress relaxation measurements. The relaxation behavior was evaluated using the Kohlrausch–Williams–Watts (KWW) stretched exponential model to construct Arrhenius plots (Fig. S11–15).

In general, the addition of catalyst(s) linearly shifted the Arrhenius plots to a modified relaxation time ( $\tau$ ), while it maintained the temperature-dependent viscoelasticity (*i.e.*,  $E_a$ ) comparable to that of the benchmark network (N-Blank)

(Fig. S16A). While all acidic catalysts lower the stress relaxation time ( $\tau$ ), the base TBD hampers BAAN's dynamicity, resulting in slower relaxation profiles, indeed indicating a kinetic role of protonated amine intermediates. More specifically, in comparison with the catalyst-free network N-Blank with a  $\tau$  of 138 s at 200 °C, the addition of 5 mol% TBD into the network resulted in a  $\tau$  of 194 s (Fig. 4B, Fig. S16B). In contrast, the addition of an identical molar amount of acidic catalyst significantly accelerated stress relaxation, reducing the relaxation time by more than fourfold for the N-MSA network ( $\tau = 29$  s). It should be noted here that the most pronounced acceleration was not observed for the network incorporating the stronger acid TfOH ( $pK_a(\text{H}_2\text{O}) \approx -14$ , compared to  $pK_a(\text{H}_2\text{O}) \approx -1.9$  for MSA). In fact, this observation is attributed to strong interactions between TfOH and amino moieties in the network,



**Fig. 5** The chemical degradation of the P-BAAN. (A) Schematic overview of the network depolymerization pathways; (B) overlaid  $^1\text{H-NMR}$  spectra of pristine (top) and recovered (bottom) priamine. (C) Visualization of pristine P-BAAN and chemically recycled P-BAAN.



which are known to reduce molecular mobility and thus limit catalytic effectiveness.<sup>48</sup>

As can be observed from the dissociation pathway of BAA (Fig. 3A), the  $\beta$ -amino group must be protonated to complete the dissociation, although the reversion of BAA is initiated by the deprotonation at the  $\alpha$ -carbon position. Therefore, the Brønsted acids here act as a proton source, which favors such reversion. On the other hand, the strongly basic catalyst or additive TBD will compete for protons with the amines, thereby reducing the abundance of protonated amines and hampering the exchange process. Moreover, the amines released during BAA dissociation can enable further transamidation exchange, enhancing the overall network dynamicity and stress relaxation behavior. This increased relaxation ability implies improved processability, such as reduced processing time or lower processing temperature. To examine this, the N-Blank and N-MSA networks were cut into small pieces and subjected to the same compression molding process at variable temperatures ranging from 180 to 160 °C. While both samples were fully processable at 180 °C, cut samples of N-Blank failed to heal completely after 30 min at 170 °C (Fig. 4C). In contrast, N-MSA retained its (re)processability, resulting in homogeneous remolded samples at lower temperatures (160 °C). Notably, although the presence of catalysts might compromise the thermal stability of the materials, no significant impact was observed at the catalyst loading used (5 mol%), as revealed by thermogravimetric analysis of N-MSA and N-Blank (Fig. S17). This demonstrates the enhanced (re)

processability of the acid-catalysed CAN, implying beneficial energy savings.

### Chemical recycling

At the final stage of this study, it was attempted to chemically degrade the BAANs for the recovery of amino building blocks, which was previously demonstrated in a related BAE platform.<sup>49–51</sup> This chemical degradation process was expected to be enhanced by the double exchange pathway described earlier. The degradation tests were performed on a P-BAAN network, prepared using only priamine as an amino building block (Fig. S18 and 19). The tests were conducted by immersing P-BAAN in an amino compound, either octylamine or ethanolamine, at 140 °C. As shown in Fig. 5A, depolymerization should involve both possible amine exchange reaction pathways: (retro)-aza-Michael pathway (*RP*) and/or transamidation pathway (*TP*), in which an additional excess of amines acts as a kinetic trap to enable the recovery of the amino building block of the CANs (priamine).

Full dissolution of P-BAAN was observed to be significantly faster when heating was done in ethanolamine (after 2 h at 140 °C) than in octylamine (after 4 h at 140 °C), which could be attributed to the acceleration effect of the (proton-donating) hydroxyl group in ethanolamine (Fig. S20).<sup>52</sup> Moreover, a benchmark experiment conducted with DMSO as an 'inert' solvent did not affect the integrity of the network under identical conditions, even after 24 h at 140 °C (Fig. S21). To isolate the recovered priamine, the degraded crude product in

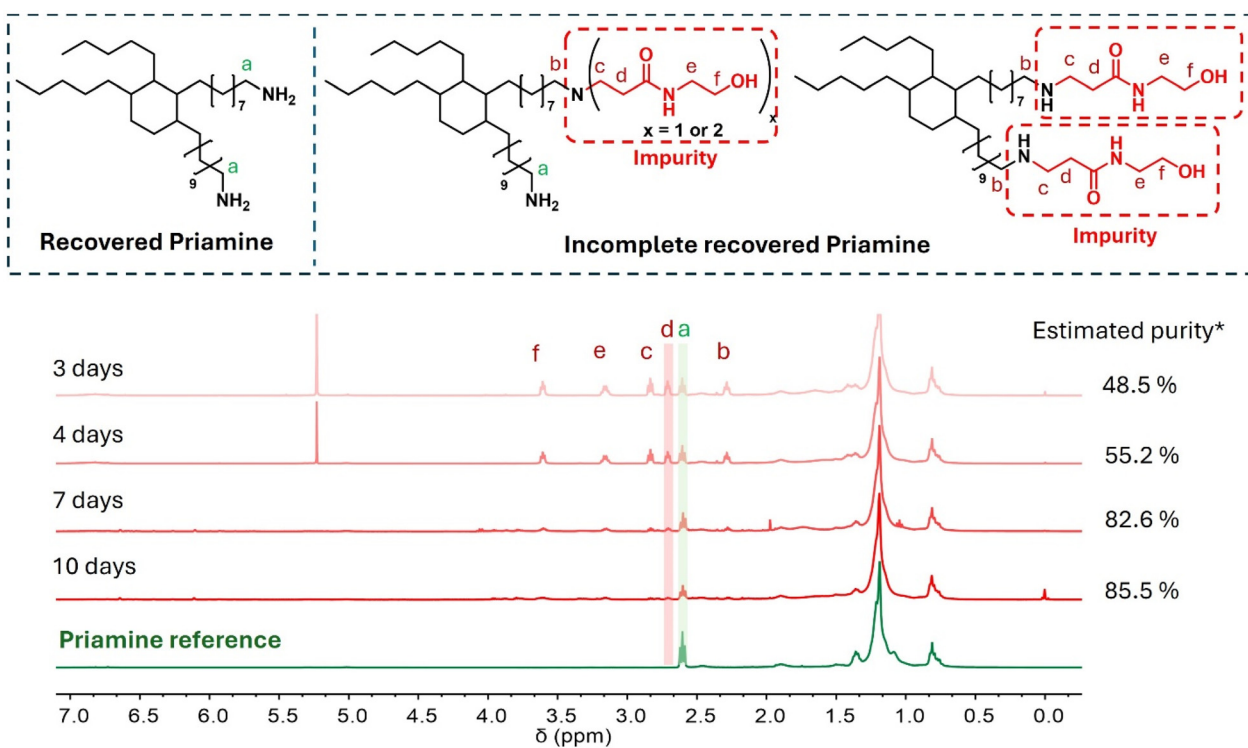


Fig. 6 <sup>1</sup>H-NMR spectroscopy studies and estimated purities of the degraded crude in ethanolamine (after workup, DCM/H<sub>2</sub>O) at different time intervals. The purity was estimated (purity =  $a/(a + b) \times 100\%$ ) by considering the Michael adducts as impurities (left structures).



**Table 1** Overall properties of the pristine and recycled  $\beta$ -amino amide network

Samples	$T_g^a$ (°C)	$T_{d5\%}^b$ (°C)	$m_{iso\ 180, 1\ h}^c$ (%)	Swelling degree <sup>d</sup> (%)	Soluble fraction <sup>d</sup> (%)	Modulus (MPa) <sup>e</sup>	$\nu_c^e$ ( $10^{-3}\ \text{mol m}^{-3}$ )
Pristine P-BAAN	-25	320	1.4	477 ± 09	3.2 ± 2.2	0.286	0.029
Recycled P-BAAN	-26	319	1.2	436 ± 36	4.4 ± 1.9	0.292	0.027

<sup>a</sup> Determined from DSC analysis with a heating rate of  $10\ \text{°C min}^{-1}$ . <sup>b</sup> TGA onset temperatures after 5% weight loss ( $T_{d5\%}$ ) under an air atmosphere. <sup>c</sup> Weight loss after isothermal TGA at  $200\ \text{°C}$  for 1 hour under an air atmosphere. <sup>d</sup> Swelling degree and soluble fraction obtained from solubility tests in chloroform using at least four samples at room temperature. <sup>e</sup> Storage modulus and cross-linking density ( $\nu_c$ ) from dynamic mechanical thermal analysis.  $\nu_c$  was calculated using the rubber elasticity equation:  $E' = 3\nu_c RT$ , where  $R$  is the gas constant and  $T$  is the absolute temperature at  $T_g + 50\ \text{°C}$ .

ethanolamine was further subjected to DCM–water extraction. Although the dissolution was visualized after 2 h, the depolymerization proceeded at a much longer time scale. Specifically, incomplete depolymerization was observed by matrix-assisted laser desorption/ionization time-of-flight analysis, which primarily detected mono- and di-Michael adducts of priamine after 3 days (Fig. S22). The purity of recovered priamine, assuming Michael adducts as impurities, was quantified by  $^1\text{H-NMR}$  spectroscopy (Fig. 6).

After 3 days, priamine was recovered with 48% purity, which gradually increased over time. After 10 days of depolymerization, a recovery purity of 86% was achieved with a yield of 84 wt% relative to the total priamine used for P-BAAN synthesis, in which a mono-Michael adduct was the main residual impurity (Fig. 5B and Fig. S23). It is recognized that such impurity may potentially influence material properties (e.g., crosslink density), especially over multiple recycling cycles. On the other hand, as a proof of concept, this recovered amino compound was subsequently used as a feedstock to (re)synthesize recycled P-BAAN (Fig. 5C and Table 1).

While a brownish coloration and slightly increased soluble fraction (attributed to residual impurities) were observed, the recycled P-BAAN showed desirable chemical characteristics comparable to pristine P-BAAN, as shown using FTIR spectroscopy analysis (Fig. S24). Moreover, the chemically recycled P-BAAN largely retained its thermal and thermomechanical properties (Fig. S25–28), highlighting the potential for the chemical recycling of BAA-derived CANs.

## Conclusion

In summary, this work has elucidated the bond exchange kinetics and further reveals an interesting transamidation exchange pathway in  $\beta$ -amino amides. Catalyst screening highlights the advantage of using acidic catalysis for the acceleration of stress relaxation and consequently enhancing processability, and points toward mechanisms that involve protonated amine species. Notably, the addition of 5 mol% methane sulfonic acid enables the obtained  $\beta$ -amino amide network to relax the applied stress up to four times faster at  $200\ \text{°C}$ , while extending the processability window in comparison with the catalyst-free network. Furthermore, capitalizing on the finding of dual amine exchange reactions on BAAs, the chemical re-

cycling of the amino building block (priamine) from the cross-linked material was demonstrated. Priamine could be restored with a purity of 86% and a yield of 84 wt%, and was successfully employed to resynthesize CANs without significant changes in chemical and thermal properties. The findings in this study not only expand the mechanistic understanding of  $\beta$ -amino amide dynamic chemistry but also establish a more practical route toward recyclable, high-performance thermosets.

## Author contributions

The manuscript was written through contributions of all authors. All authors have given approval to the final version of the manuscript.

## Conflicts of interest

There are no conflicts to declare.

## Data availability

The data supporting this article have been included as part of the supplementary information (SI). Supplementary information is available. See DOI: <https://doi.org/10.1039/d5py00959f>.

## Acknowledgements

The authors would like to thank Bernhard De Meyer for technical support and Dr Stephan Maes for fruitful discussions. This project received funding from the European Research Council (ERC) under the European Union's Horizon 2020 research and innovation programme 101021081 (ERC-AdG-2020, CiMaC-project), and from the Research Foundation Flanders (FWO – G0A1R25N).

The NMR expertise centre (Ghent University) is also acknowledged for providing support and access to the NMR infrastructure funded by FWO (I006920N) and the Bijzonder Onderzoeksfonds (BOF.BAS.2022.0023.01).



## References

- 1 B. Klun, U. Rozman, M. Ogrizek and G. Kalčíková, The First Plastic Produced, but the Latest Studied in Microplastics Research: The Assessment of Leaching, Ecotoxicity and Bioadhesion of Bakelite Microplastics, *Environ. Pollut.*, 2022, **307**, 119454, DOI: [10.1016/j.envpol.2022.119454](https://doi.org/10.1016/j.envpol.2022.119454).
- 2 S. Wang, H. Feng, B. Li, J. Y. C. Lim, W. Rusli, J. Zhu, N. Hadjichristidis and Z. Li, Knoevenagel C=C Metathesis Enabled Glassy Vitrimers with High Rigidity, Toughness, and Malleability, *J. Am. Chem. Soc.*, 2024, **146**(23), 16112–16118, DOI: [10.1021/jacs.4c03503](https://doi.org/10.1021/jacs.4c03503).
- 3 K. A. Stewart, J. J. Lessard, A. J. Cantor, J. F. Rynk, L. S. Bailey and B. S. Sumerlin, High-Performance Polyimine Vitrimers from an Aromatic Bio-Based Scaffold, *RSC Appl. Polym.*, 2023, **1**(1), 10–18, DOI: [10.1039/D3LP00019B](https://doi.org/10.1039/D3LP00019B).
- 4 D. J. Fortman, J. P. Brutman, G. X. De Hoe, R. L. Snyder, W. R. Dichtel and M. A. Hillmyer, Approaches to Sustainable and Continually Recyclable Cross-Linked Polymers, *ACS Sustainable Chem. Eng.*, 2018, **6**(9), 11145–11159, DOI: [10.1021/acssuschemeng.8b02355](https://doi.org/10.1021/acssuschemeng.8b02355).
- 5 C. J. Kloxin and C. N. Bowman, Covalent Adaptable Networks: Smart, Reconfigurable and Responsive Network Systems, *Chem. Soc. Rev.*, 2013, **42**(17), 7161–7173, DOI: [10.1039/c3cs60046g](https://doi.org/10.1039/c3cs60046g).
- 6 C. Bowman, F. Du Prez and J. Kalow, Introduction to Chemistry for Covalent Adaptable Networks, *Polym. Chem.*, 2020, **11**(33), 5295–5296, DOI: [10.1039/D0PY90102D](https://doi.org/10.1039/D0PY90102D).
- 7 V. Zhang, B. Kang, J. V. Accardo and J. A. Kalow, Structure–Reactivity–Property Relationships in Covalent Adaptable Networks, *J. Am. Chem. Soc.*, 2022, **144**(49), 22358–22377, DOI: [10.1021/jacs.2c08104](https://doi.org/10.1021/jacs.2c08104).
- 8 C. J. Kloxin, T. F. Scott, B. J. Adzima and C. N. Bowman, Covalent Adaptable Networks (CANs): A Unique Paradigm in Cross-Linked Polymers, *Macromolecules*, 2010, **43**(6), 2643–2653, DOI: [10.1021/ma902596s](https://doi.org/10.1021/ma902596s).
- 9 D. Montarnal, M. Capelot, F. Tournilhac and L. Leibler, Silica-Like Malleable Materials from Permanent Organic Networks, *Science*, 2011, **334**(6058), 965–968, DOI: [10.1126/science.1212648](https://doi.org/10.1126/science.1212648).
- 10 M. Delahaye, J. M. Winne and F. E. Du Prez, Internal, Catalysis in Covalent Adaptable Networks: Phthalate Monoester Transesterification As a Versatile Dynamic Cross-Linking Chemistry, *J. Am. Chem. Soc.*, 2019, **141**(38), 15277–15287, DOI: [10.1021/jacs.9b07269](https://doi.org/10.1021/jacs.9b07269).
- 11 W. Denissen, G. Rivero, R. Nicolaj, L. Leibler, J. M. Winne and F. E. Du Prez, Vinylogous, Urethane Vitrimers, *Adv. Funct. Mater.*, 2015, **25**(16), 2451–2457, DOI: [10.1002/adfm.201404553](https://doi.org/10.1002/adfm.201404553).
- 12 S. Engelen, N. D. Dolinski, C. Chen, E. Ghimire, C. A. Lindberg, A. E. Crolais, N. Nitta, J. M. Winne, S. J. Rowan and F. E. Du Prez, Vinylogous, Urea—Urethane Vitrimers: Accelerating and Inhibiting Network Dynamics through Hydrogen Bonding, *Angew. Chem., Int. Ed.*, 2024, **63**(9), e202318412, DOI: [10.1002/anie.202318412](https://doi.org/10.1002/anie.202318412).
- 13 S. Terryn, J. Brancart, E. Roels, R. Verhelle, A. Safaei, A. Cuvelier, B. Vanderborght and G. Van Assche, Structure–Property Relationships of Self-Healing Polymer Networks Based on Reversible Diels–Alder Chemistry, *Macromolecules*, 2022, **55**(13), 5497–5513, DOI: [10.1021/acs.macromol.2c00434](https://doi.org/10.1021/acs.macromol.2c00434).
- 14 G. Zhang, Q. Zhao, L. Yang, W. Zou, X. Xi and T. Xie, Exploring Dynamic Equilibrium of Diels–Alder Reaction for Solid State Plasticity in Remoldable Shape Memory Polymer Network, *ACS Macro Lett.*, 2016, **5**(7), 805–808, DOI: [10.1021/acsmacrolett.6b00357](https://doi.org/10.1021/acsmacrolett.6b00357).
- 15 B. Yang, T. Ni, J. Wu, Z. Fang, K. Yang, B. He, X. Pu, G. Chen, C. Ni, D. Chen, Q. Zhao, W. Li, S. Li, H. Li, N. Zheng and T. Xie, Circular 3D Printing of High-Performance Photopolymers through Dissociative Network Design, *Science*, 2025, **388**(6743), 170–175, DOI: [10.1126/science.ads3880](https://doi.org/10.1126/science.ads3880).
- 16 Ö. Dağlar, F. Eisenreich and Ž Tomović, Chemical and Solvent-Based Recycling of High-Performance Epoxy Thermoset Utilizing Imine-Containing Secondary Amine Hardener, *Adv. Funct. Mater.*, 2024, **34**(49), 2408299, DOI: [10.1002/adfm.202408299](https://doi.org/10.1002/adfm.202408299).
- 17 A. Vilanova-Pérez, S. De la Flor, X. Fernández-Francos, À. Serra and A. Roig, Biobased Imine Vitrimers Obtained by Photo and Thermal Curing Procedures—Promising Materials for 3D Printing, *ACS Appl. Polym. Mater.*, 2024, **6**(6), 3364–3372, DOI: [10.1021/acsapm.3c03234](https://doi.org/10.1021/acsapm.3c03234).
- 18 ASTP Innovations, Aromatic Thermosetting coPolyesters (ATSP) Estherm™ resins. <https://www.atspinnovations.com/> (accessed 2025-07-01).
- 19 Mallinda, VITRIMAX (accessed 2024-09-17). <https://mallinda.com/> (accessed 2025-07-01).
- 20 F. Van Lijsebetten, T. Debsharma, J. M. Winne and F. E. Du Prez, A Highly Dynamic Covalent Polymer Network without Creep: Mission Impossible?, *Angew. Chem., Int. Ed.*, 2022, **61**(48), e202210405, DOI: [10.1002/anie.202210405](https://doi.org/10.1002/anie.202210405).
- 21 S. Maes, N. Badi, J. M. Winne and F. E. Du Prez, Taking, Dynamic Covalent Chemistry out of the Lab and into Reprocessable Industrial Thermosets, *Nat. Rev. Chem.*, 2025, **9**(3), 144–158, DOI: [10.1038/s41570-025-00686-7](https://doi.org/10.1038/s41570-025-00686-7).
- 22 L. Li, X. Chen, K. Jin, M. B. Rusayyis and J. M. Torkelson, Arresting Elevated-Temperature Creep and Achieving Full Cross-Link Density Recovery in Reprocessable Polymer Networks and Network Composites via Nitroxide-Mediated Dynamic Chemistry, *Macromolecules*, 2021, **54**(3), 1452–1464, DOI: [10.1021/acs.macromol.0c01691](https://doi.org/10.1021/acs.macromol.0c01691).
- 23 S. Mondal, A. J. Wong, M. A. Wagh, L. Alperstein, G. J. Sanjayan and B. S. Sumerlin, Creep Resistance in Doubly Crosslinked Dynamic Covalent Networks, *Polym. Chem.*, 2024, **15**(18), 1826–1832, DOI: [10.1039/D4PY00276H](https://doi.org/10.1039/D4PY00276H).
- 24 F. Van Lijsebetten, Y. Spiesschaert, J. M. Winne and F. E. Du Prez, Reprocessing of Covalent Adaptable Polyamide Networks through Internal Catalysis and Ring-Size Effects, *J. Am. Chem. Soc.*, 2021, **143**(38), 15834–15844, DOI: [10.1021/jacs.1c07360](https://doi.org/10.1021/jacs.1c07360).



- 25 Y. Chen, H. Zhang, S. Majumdar, R. A. T. M. van Benthem, J. P. A. Heuts and R. P. Sijbesma, Dynamic Polyamide Networks via Amide–Imide Exchange, *Macromolecules*, 2021, **54**(20), 9703–9711, DOI: [10.1021/acs.macromol.1c01389](https://doi.org/10.1021/acs.macromol.1c01389).
- 26 J. Debuyck, B. Daelman, G. Scurani, S. M. Fischer and F. E. Du Prez, Low-Viscosity, Dynamic Amidoamine Hardeners with Tunable Curing Kinetics for Epoxy Adhesives, *Macromolecules*, 2025, **58**(17), 9209–9216, DOI: [10.1021/acs.macromol.5c01676](https://doi.org/10.1021/acs.macromol.5c01676).
- 27 B. Qin, S. Liu, Z. Huang, L. Zeng, J.-F. Xu and X. Zhang, Closed-Loop Chemical Recycling of Cross-Linked Polymeric Materials Based on Reversible Amidation Chemistry, *Nat. Commun.*, 2022, **13**(1), 7595, DOI: [10.1038/s41467-022-35365-4](https://doi.org/10.1038/s41467-022-35365-4).
- 28 C. Taplan, M. Guerre and F. E. Du Prez, Covalent, Adaptable Networks Using  $\beta$ -Amino Esters as Thermally Reversible Building Blocks, *J. Am. Chem. Soc.*, 2021, **143**(24), 9140–9150, DOI: [10.1021/jacs.1c03316](https://doi.org/10.1021/jacs.1c03316).
- 29 L. T. Nguyen, F. Portone and F. E. Du Prez,  $\beta$ -Amino Amide Based Covalent Adaptable Networks with High Dimensional Stability, *Polym. Chem.*, 2024, **15**(1), 11–16, DOI: [10.1039/D3PY01175E](https://doi.org/10.1039/D3PY01175E).
- 30 L. T. Nguyen, S. Maes and F. E. Du Prez, Enabling the Reprocessability and, Debonding of Epoxy Thermosets Using Dynamic Poly( $\beta$ -Amino Amide) Curing Agents, *Adv. Funct. Mater.*, 2024, **35**(19), 2419240, DOI: [10.1002/adfm.202419240](https://doi.org/10.1002/adfm.202419240).
- 31 G. Lee, H. Y. Song, S. Choi, C. B. Kim, K. Hyun and S. Ahn, Harnessing  $\beta$ -Hydroxyl Groups in Poly( $\beta$ -Amino Esters) toward Robust and Fast Reprocessing Covalent Adaptable Networks, *Macromolecules*, 2022, **55**(23), 10366–10376, DOI: [10.1021/acs.macromol.2c01872](https://doi.org/10.1021/acs.macromol.2c01872).
- 32 C. J. Stubbs, A. L. Khalfa, V. Chiaradia, J. C. Worch and A. P. Dove, Intrinsically Re-Curable Photopolymers Containing Dynamic Thiol-Michael Bonds, *J. Am. Chem. Soc.*, 2022, **144**(26), 11729–11735, DOI: [10.1021/jacs.2c03525](https://doi.org/10.1021/jacs.2c03525).
- 33 B. Zhang, P. Chakma, M. P. Shulman, J. Ke, Z. A. Digby and D. Konkolewicz, Probing the Mechanism of Thermally Driven Thiol-Michael Dynamic Covalent Chemistry, *Org. Biomol. Chem.*, 2018, **16**(15), 2725–2734, DOI: [10.1039/C8OB00397A](https://doi.org/10.1039/C8OB00397A).
- 34 Y. Liu, S. Shi, M. Achtenhagen, R. Liu and M. Szostak, Metal-Free Transamidation of Secondary Amides via Selective N–C Cleavage under Mild Conditions, *Org. Lett.*, 2017, **19**(7), 1614–1617, DOI: [10.1021/acs.orglett.7b00429](https://doi.org/10.1021/acs.orglett.7b00429).
- 35 M. B. Larsen, S. E. Herzog, H. C. Quilter and M. A. Hillmyer, Activated Polyacrylamides as Versatile Substrates for Postpolymerization Modification, *ACS Macro Lett.*, 2018, **7**(1), 122–126, DOI: [10.1021/acsmacrolett.7b00896](https://doi.org/10.1021/acsmacrolett.7b00896).
- 36 G. Li, C.-L. Ji, X. Hong and M. Szostak, Highly Chemoselective, Transition-Metal-Free Transamidation of Unactivated Amides and Direct Amidation of Alkyl Esters by N–C/O–C Cleavage, *J. Am. Chem. Soc.*, 2019, **141**(28), 11161–11172, DOI: [10.1021/jacs.9b04136](https://doi.org/10.1021/jacs.9b04136).
- 37 L. Trachsel, D. Konar, J. D. Hillman, C. L. G. Davidson and B. S. Sumerlin, Diversification of Acrylamide Polymers via Direct Transamidation of Unactivated Tertiary Amides, *J. Am. Chem. Soc.*, 2024, **146**(2), 1627–1634, DOI: [10.1021/jacs.3c12174](https://doi.org/10.1021/jacs.3c12174).
- 38 S. E. Eldred, D. A. Stone, S. H. Gellman and S. S. Stahl, Catalytic Transamidation under Moderate Conditions, *J. Am. Chem. Soc.*, 2003, **125**(12), 3422–3423, DOI: [10.1021/ja028242h](https://doi.org/10.1021/ja028242h).
- 39 K. Ratzenböck, J. M. Uher, S. M. Fischer, D. Edinger, V. Schallert, E. Žagar, D. Pahovnik and C. Slugovc, Exploiting Retro Oxa-Michael Chemistry in Polymers, *Polym. Chem.*, 2023, **14**(5), 651–661, DOI: [10.1039/D2PY01345B](https://doi.org/10.1039/D2PY01345B).
- 40 R. M. Lanigan and T. D. Sheppard, Recent Developments in Amide Synthesis: Direct Amidation of Carboxylic Acids and Transamidation Reactions, *Eur. J. Org. Chem.*, 2013, **2013**(33), 7453–7465, DOI: [10.1002/ejoc.201300573](https://doi.org/10.1002/ejoc.201300573).
- 41 A. E. Dorigo and K. N. Houk, Transition Structures for Intramolecular Hydrogen-Atom Transfers: The Energetic Advantage of Seven-Membered over Six-Membered Transition Structures, *J. Am. Chem. Soc.*, 1987, **109**(7), 2195–2197, DOI: [10.1021/ja00241a056](https://doi.org/10.1021/ja00241a056).
- 42 S. Chen, D. Ding, L. Yin, X. Wang, J. A. Krause and W. Liu, Overcoming Copper Reduction Limitation in Asymmetric Substitution: Aryl-Radical-Enabled Enantioconvergent Cyanation of Alkyl Iodides, *J. Am. Chem. Soc.*, 2024, **146**(46), 31982–31991, DOI: [10.1021/jacs.4c11888](https://doi.org/10.1021/jacs.4c11888).
- 43 S. Gedey, J. Van der Eycken and F. Fülöp, Liquid-Phase Combinatorial Synthesis of Alicyclic  $\beta$ -Lactams via Ugi Four-Component Reaction, *Org. Lett.*, 2002, **4**(11), 1967–1969, DOI: [10.1021/ol025986r](https://doi.org/10.1021/ol025986r).
- 44 F. Cuminet, S. Caillol, É. Dantras, É. Leclerc and V. Ladmiral, Neighboring Group Participation and Internal Catalysis Effects on Exchangeable Covalent Bonds: Application to the Thriving Field of Vitrimer Chemistry, *Macromolecules*, 2021, **54**(9), 3927–3961, DOI: [10.1021/acs.macromol.0c02706](https://doi.org/10.1021/acs.macromol.0c02706).
- 45 S. V. Levchik, E. D. Weil and M. Lewin, Thermal Decomposition of Aliphatic Nylons, *Polym. Int.*, 1999, **48**(7), 532–557, DOI: [10.1002/\(SICI\)1097-0126\(199907\)48:7<532::AID-PI214>3.0.CO;2-R](https://doi.org/10.1002/(SICI)1097-0126(199907)48:7<532::AID-PI214>3.0.CO;2-R).
- 46 A. Bryskier, New Concepts in the Field of Cephalosporins: C-3' Quaternary Ammonium Cephems (Group IV), *Clin. Microbiol. Infect.*, 1997, **3**, S1–S6, DOI: [10.1111/j.1469-0691.1997.tb00642.x](https://doi.org/10.1111/j.1469-0691.1997.tb00642.x).
- 47 S. Engelen, F. Van Lijsebetten, R. Aksakal, J. M. Winne and F. E. Du Prez, Enhanced Viscosity Control in Thermosets Derived from Epoxy and Acrylate Monomers Based on Thermoreversible Aza-Michael Chemistry, *Macromolecules*, 2023, **56**(17), 7055–7064, DOI: [10.1021/acs.macromol.3c01198](https://doi.org/10.1021/acs.macromol.3c01198).
- 48 F. Van Lijsebetten, S. Maes, J. M. Winne and F. E. Du Prez, Thermoswitchable Catalysis to Inhibit and Promote Plastic



- Flow in Vitrimers, *Chem. Sci.*, 2024, **15**(19), 7061–7071, DOI: [10.1039/D4SC00417E](https://doi.org/10.1039/D4SC00417E).
- 49 R. Miao, Y. Ding, J. Liu, J. Liu, Z. Xin and C. Bao, Mechanically Robust and Chemically Recyclable Poly ( $\beta$ -Amino Esters)-Based Thermosetting Plastics, *ACS Appl. Polym. Mater.*, 2024, **6**(21), 13439–13448, DOI: [10.1021/acsapm.4c02945](https://doi.org/10.1021/acsapm.4c02945).
- 50 K. Unal, D. Maes, L. Stricker, K. Lorenz, F. E. Du Prez, L. Imbernon and J. M. Winne, Foam-to-Elastomer Recycling of Polyurethane Materials through Incorporation of Dynamic Covalent TAD-Indole Linkages, *ACS Appl. Polym. Mater.*, 2024, **6**(5), 2604–2615, DOI: [10.1021/acsapm.3c02791](https://doi.org/10.1021/acsapm.3c02791).
- 51 L. T. Nguyen and F. E. Du Prez, Direct, Restoration of Photocurable Cross-Linkers for Repeated Light-Based 3D Printing of Covalent Adaptable Networks, *Mater. Horiz.*, 2024, **11**(24), 6408–6415, DOI: [10.1039/D4MH00823E](https://doi.org/10.1039/D4MH00823E).
- 52 J. F. R. Van Guyse, M. N. Leiske, J. Verjans, Y. Bernhard and R. Hoogenboom, Accelerated Post-Polymerization Amidation of Polymers with Side-Chain Ester Groups by Intramolecular Activation, *Angew. Chem., Int. Ed.*, 2022, **61**(29), e202201781, DOI: [10.1002/anie.202201781](https://doi.org/10.1002/anie.202201781).

