

Cite this: *RSC Sustainability*, 2024, 2, 1963Received 11th May 2024  
Accepted 5th June 2024

DOI: 10.1039/d4su00228h

rsc.li/rscsus

# Halogen-free bleaching of shellac using electrochemically generated peroxodicarbonate†

Tomas Horsten <sup>a</sup> and Siegfried R. Waldvogel <sup>\*ab</sup>

Industrial bleaching of shellac with sodium hypochlorite causes bleaching damages, such as double bond chlorination. Peroxodicarbonate, generated from the anodic oxidation of carbonates, acts as peroxide source for a novel acetonitrile mediated bleaching protocol, applicable on shellac. Only 6 and 9 mmol  $g_{\text{shellac}}^{-1}$  of peroxodicarbonate and acetonitrile, respectively, is required to bleach shellac at room temperature with a bleaching efficiency of 94% and an acid value of 109. Furthermore, this method was demonstrated on unprocessed seedlac where the ionic strength of the peroxodicarbonate buffer facilitates dewaxing. A decreased aldehyde and acetal quantity, as well as ester hydrolysis are the major bleaching damages, visualised by FT-IR and NMR spectroscopy.

## Sustainability spotlight

With the expectation that renewable electricity will completely replace fossil-fuel based energy in the near future, water electrolysis will be the ideal  $\text{CO}_2$ -neutral method for hydrogen production. Peroxodicarbonate, a strong oxidizer available from inexpensive carbonate salts can be generated along hydrogen gas. In this work, peroxodicarbonate is proven to be a sustainable replacement for sodium hypochlorite, which form persistent chlorinated organic compounds, for the bleaching of shellac. We also want to emphasize the revival of shellac, a renewable resource, with great potential for replacing fossil-fuel based polymers in multiple applications. This work addresses SDG 7 (affordable and clean energy), SDG 9 (industry, innovation and infrastructure) SDG 13 (climate action) and SDG 14 (life below water).

## Introduction

Lac is a natural resin secreted by lac insects, mostly *Kerria lacca*, found in Asian countries.<sup>1</sup> During their life cycle, the lac insects settle on the host plant and feed from its sap.<sup>2</sup> The female insects secrete the protective resin, which is then harvested and processed to obtain shellac flakes.<sup>3</sup>

Shellac is a renewable resource without competing nutrition purposes and has been used in several industries for centuries due to its exceptional properties such as film-forming,<sup>4</sup> adhesion,<sup>5</sup> thermoplasticity,<sup>6</sup> water-repellant<sup>7</sup> and good solubility in ethanol and alkaline water.<sup>1</sup> Shellac-based food coating protects it from drying out.<sup>8</sup> Shellac can serve as a pharmaceutical coating with selective drug release in the small intestines due to the pH increase.<sup>9</sup> Shellac is used in cosmetics,<sup>10</sup> dentistry,<sup>11</sup> as a wood finisher<sup>12</sup> and food packaging.<sup>13</sup> Moreover, 9,10,16-trihydroxyhexadecanoic acid (aleuritic acid) can be isolated from hydrolysed shellac<sup>14</sup> and is used for the production of musk aroma frequently applied in perfume.<sup>15</sup> In the past century,

shellac has been replaced by fossil-fuel based polymers in many applications. However, due to an increasing demand of renewable feedstocks and biodegradable materials, there has been a revival of interest in shellac.<sup>16</sup>

As most natural resins, the structure of shellac is complex and varies in structural units connected with ester bonds and inter- and intramolecular hydrogen bonding between alkyl carboxylic acids and sesquiterpenic acids (Chart 1).<sup>17,18</sup> The main component is aleuritic acid (approx. 35%),<sup>14</sup> followed by various sesquiterpenic acids from the cedrene family (approx.

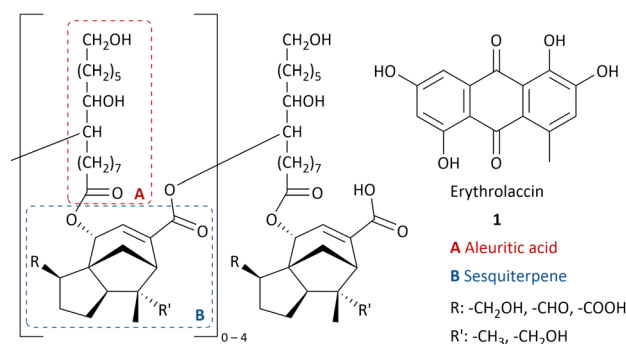


Chart 1 General structure of shellac and 1.

<sup>a</sup>Max-Planck-Institute for Chemical Energy Conversion, Stiftstraße 34–36, Mülheim an der Ruhr 45470, Germany. E-mail: siegfried.waldvogel@cec.mpg.de

<sup>b</sup>Institute of Biological and Chemical Systems – FunctionalMolecular Systems (IBCS-FMS), Institut für Technologie (KIT), Kaiserstraße 12, Karlsruhe 76131, Germany

† Electronic supplementary information (ESI) available. See DOI: <https://doi.org/10.1039/d4su00228h>

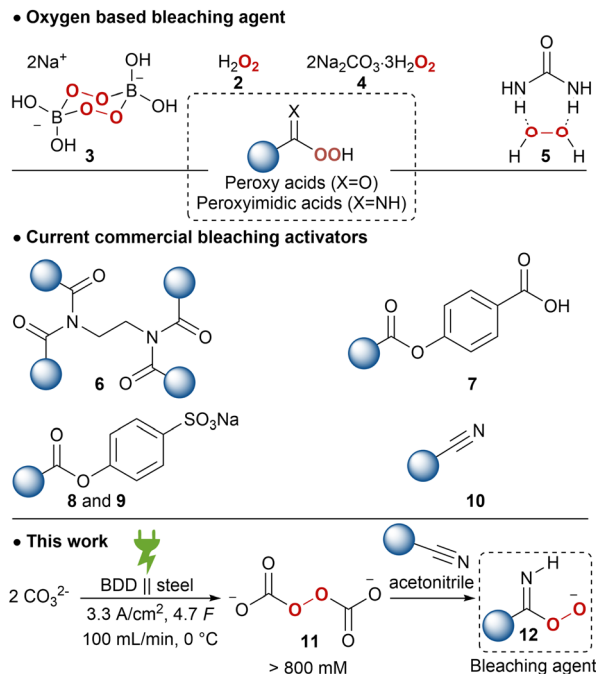


25%).<sup>19</sup> The resin mainly varies in the oxidative state of the sesquiterpenic moiety and the length of the oligomers.<sup>20,21</sup>

As a result of the presence of lac dyes, known as laccaic acids, the unprocessed lac resin has a red to dark brown colour, which is influenced by the sap of the host tree and the lac insects.<sup>22,23</sup> Most of the water-soluble dyes can be removed by washing with water. However, the presence of water-insoluble dyes, mainly erythrolaccin (1), hampers the complete decolourisation by washing.<sup>24</sup> Further decolourisation is possible by filtration over activated carbon to obtain shellac in different yellow to orange grades, depending on the properties of the crude lac and the physical decolourisation procedure.<sup>4</sup> For many applications, including food and pharmaceutical coatings, a completely colourless shellac coating is desired. Therefore, shellac can be chemically bleached. Half of all consumed shellac is bleached.<sup>3</sup> Industrial bleaching processes use active chlorine species such as sodium hypochlorite (NaOCl).<sup>25–27</sup> However, bleaching damages include oxidation of alcohol and aldehyde functionalities as well as double bond chlorination of the sesquiterpenes.<sup>28</sup> Consequently, the obtained bleached shellac contains toxic organochlorine moieties, causing rapid aging and polymerization, limiting the shelf life of the bleached shellac.<sup>29</sup> Furthermore, organochlorine species and excess hypochlorite in the waste-water stream can have harmful consequences on aquatic ecosystems.<sup>30</sup> Dechlorination processes have been developed, mostly employing toxic and expensive metals such as palladium.<sup>29,31,32</sup> Attempts have been made to minimize or even exclude the use of active chlorine species. By applying a mixture of hydrogen peroxide (2) and sodium hypochlorite, the amount of active chlorine could be diminished.<sup>33</sup> Unfortunately, bleaching solely with hydrogen peroxide requires elevated temperature (90 °C), alkaline pH 9.0–11.0 and prolonged reaction times (7.2 h),<sup>34</sup> which results in severe bleaching damage due to ester hydrolysis.<sup>28</sup> It is worth mentioning that solid sources of hydrogen peroxide such as sodium perborate (3), sodium percarbonate (4) or urea hydrogen peroxide (5), suffered from similar issues.<sup>33</sup> Furthermore, serious safety precautions are required for the handling and storage of high concentration hydrogen peroxide on industrial scale, both in liquid and solid equivalents.<sup>35,36</sup>

To lower the high temperature required for bleaching, activators have been developed. Current bleaching systems mainly use tetraacetylenediamine (6), decanoyloxybenzoic acid (7), sodium nonanoyloxybenzenesulfonate (8), sodium lauroyloxybenzenesulfonate (9) in combination with an oxygen bleach to form peroxy acids (Scheme 1). However, these are less mass-efficient due to their activation mechanism and are economically less feasible. Several nitriles, so called 'nitrile quats' (10), have been investigated as mass-efficient bleach activators, which release peroxyimidic acids on perhydrolysis.<sup>36,37</sup> However, most used nitrile quats are not readily biodegradable and are too aggressive for domestic laundry detergents.

In recent years, electrosynthesis has gained increasing attention due to its potential to render more sustainable and atom-economical processes, in particular when electricity from renewable energy is applied.<sup>38,39</sup> However, translation into application is usually highly dependent on the downstream



Scheme 1 Classical oxygen bleaching agents and activators compared to electrochemically generated peroxodicarbonate (11).

processing.<sup>40–42</sup> The electrochemical water splitting for hydrogen production mostly uses oxygen evolution as anodic counter reaction. However, the formation of more valuable platform oxidizers as counter reaction might be an attractive solution. Waldvogel and co-workers have developed a scalable electrochemical and green synthesis of periodates as a platform oxidizer for active pharmaceutical ingredients (APIs) and for the valorization of renewable feedstocks.<sup>43–47</sup>

The potential of peroxodicarbonate **11**, obtained by anodic oxidation of inexpensive, safe and environmentally benign alkali carbonate, has been recognized early on as a “green” oxidizer.<sup>48,49</sup> However, the low concentration and limited thermal stability of **11** hampered the application of this potential platform oxidizer. Recently, a circular flow electrolysis setup was established for efficient generation of high concentration **11** (900 mM).<sup>50</sup> The undivided flow cell with a boron-doped diamond (BDD) anode and stainless-steel cathode works at a high current density of 3.33 A cm<sup>-2</sup>. The synthetic features of this electrochemically generated ex-cell oxidant are already proven in a plethora of transformations, including; sulphoxidation,<sup>50,51</sup> N-oxidation,<sup>50,52,53</sup> epoxidations,<sup>50</sup> organo-boron oxidation,<sup>54</sup> Dakin reaction,<sup>55</sup> and also in selective lignin degradation.<sup>56</sup> Further applications of **11** are drinking water treatment<sup>57</sup> and bleaching of black tea as well as wood veneers, pulp and cardboard have been briefly explored and a higher bleaching activity and efficiency was reported compared to **2** or **4**.<sup>58,59</sup>

Herein, we established an environmentally benign bleaching protocol applicable on shellac and wax-containing seedlac by *in situ* activation of **11** with acetonitrile as a mass efficient, inexpensive, and environmentally benign activator. Furthermore,



the bleached product and waste-stream are completely halogen-free, offering high-quality dewaxed shellac in an economically feasible process.

## Results and discussion

### Bleaching optimisation

For the optimisation of the bleaching protocol, commercially refined dewaxed shellac was used. The bleaching performance is quantified on the reduced light absorbance at 430 nm. An acid–base titration is used for the quantification of free carboxylic acids and can be used to detect bleaching damages due to oxidation and ester hydrolysis. This acid value is expressed as  $\text{mg}_{\text{KOH}}$  required to neutralize 1 g of shellac.

To obtain an economically feasible and technically viable process, an inexpensive liquid activator is desired. Therefore, acetonitrile was suggested as peroxodicarbonate activator, forming peroxyacetimidic acid **12** *in situ*.<sup>37</sup> Optimisation of this bleaching process started with the use of a constant amount of **11** ( $2 \text{ mmol g}^{-1}$ ) and aimed to maximize the bleaching efficiency and minimize an increase in acid value. Noteworthy, dropwise addition of the strongly ionic peroxodicarbonate solution is needed to avoid shellac precipitation. First, the acetonitrile quantity was optimized (Fig. 1a). Sub-stoichiometric quantities of acetonitrile (0.3 eq. and 0.5 eq. relative to **11**) lead to low bleaching efficiencies (34% and 48%, respectively). A small excess of 1.5 eq. induced an optimal bleaching efficiency of 62%. Further addition did not lead to significantly higher bleaching efficiency. The acid value did increase with increasing bleaching efficiency, presumably due to undesired oxidations of aldehyde and primary alcohol functionalities. At the optimal acetonitrile quantity, the acid value increased from 70 to 92. No bleaching was observed in the absence of acetonitrile while the acid value did increase to 77, presumably due to ester hydrolysis.

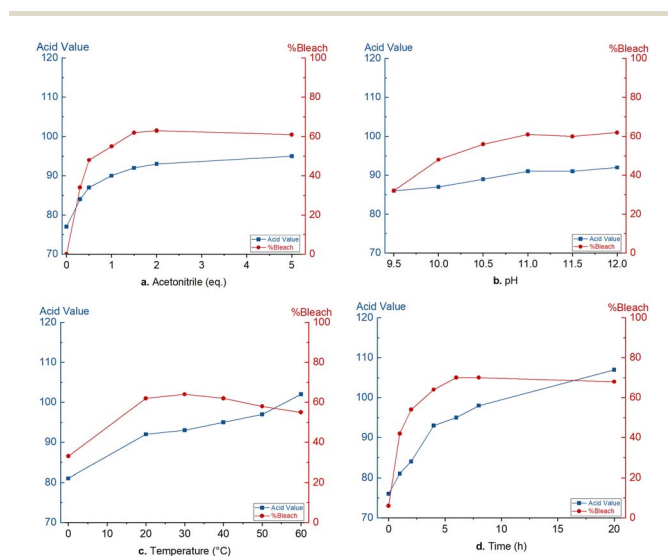


Fig. 1 Optimisation of the peroxodicarbonate bleaching: a. acetonitrile quantity, (b) pH, (c) temperature, (d) time.

Peroxodicarbonate is stable in a pH range between 8 and 13.5. Electrochemically generated peroxodicarbonate **11** solution is strongly alkaline (pH 12.1). Therefore, the pH of the peroxodicarbonate solution was varied between 9.5 and 12. In Fig. 1b, it can be seen that prior neutralisation of **11** to pH 11 was possible without a significant loss of bleaching efficiency. However, also the acid value did not change significantly. Further neutralisation did lead to a decrease in bleaching efficiency associated with a decrease in acid value. Therefore, it is concluded that pH adjustment does not lead to a major advantage.

The influence of temperature was studied in the range of 0 °C to 60 °C (Fig. 1c). At 0 °C, bleaching decreased to 33%, while between 20 °C and 40 °C, shellac was bleached for 62–64%. However, increasing the temperature above 40 °C causes a decrease in bleaching efficiency, presumably due to the fast degradation of peroxodicarbonate and peroxyimidic acid (Fig. S4† shows stability test of **11** at different temperatures). Furthermore, elevated temperatures negatively affect the acid value due to ester hydrolysis.<sup>28</sup> A bleaching temperature between 25 and 30 °C was chosen to be optimal.

Lastly, we investigated the change in bleaching efficiency and acid value over time (Fig. 1d). It should be noted that the time was started after complete addition of peroxodicarbonate (~30 min) and the first sample was directly taken after. Over the first 3 hours, the bleaching efficiency increases strongly. Afterward, a slower increase is noticed significant increase is observed. This trend is also observed with the acid value. However, the acid value keeps raising slowly due to ester hydrolysis. To ensure complete bleaching with larger amounts of peroxodicarbonate, an optimal bleaching time of 8 hours was selected.

### Comparison with other bleaching methods

To compare our protocol with existing literature methods, shellac was bleached with different amounts of oxidant and the bleaching efficiency and change in acid value were compared. Bleaching shellac with NaOCl is very efficient at room temperature and reaches 98% with  $1.5 \text{ mmol}_{\text{ox}} \text{ g}_{\text{shellac}}^{-1}$  (Fig. 2a).<sup>27</sup> Also the acid value increase is limited to 83 (Fig. 2b). Our novel protocol reaches a bleaching efficiency of 94% with  $6 \text{ mmol}_{\text{ox}} \text{ g}_{\text{shellac}}^{-1}$  (Fig. 2a). The initial increase of the acid value from 70 to 90 is presumably due to ester hydrolysis in alkaline

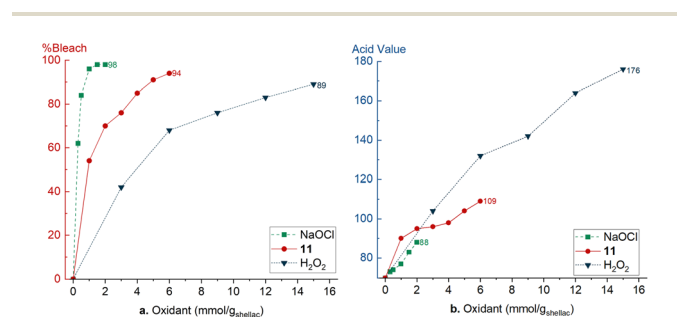


Fig. 2 Comparison of different bleaching methods: NaOCl, H<sub>2</sub>O<sub>2</sub> and this work with **11**. (a) Bleaching efficiency, (b) acid value.



conditions (Fig. 2b). Next, the acid value increases gradually to 98 with 4 mmol<sub>ox</sub> g<sub>shellac</sub><sup>-1</sup> bleaching shellac for 84%. Addition of more **11** leads to 94% bleaching of shellac, however, the acid value increases rapidly to 109. Lastly, shellac was bleached with **2** at 90 °C according to a literature procedure.<sup>34</sup> A significantly larger amount of **2** is required (15 mmol<sub>ox</sub> g<sub>shellac</sub><sup>-1</sup>) to bleach shellac for 89% efficiency. Furthermore, the acid value increases drastically over the complete range up to reach 176, due to significant ester hydrolysis.

### Bleaching and dewaxing of seedlac

Bleaching is usually performed on unprocessed seedlac. However, seedlac contains wax (approx. 2–5.5%) which is partly soluble in ethanol and not in water and can in that way be removed from shellac. Filtration becomes difficult due to wax 'cloud' precipitation. Addition of sodium hypochlorite to a wax-containing seedlac solution facilitated coagulation of wax and its separation.<sup>33</sup> The ionic strength of the solution of **11** can therefore also be used in its advantage for dewaxing. Our bleaching method was applied on wax containing seedlac, which consists of more insoluble matter, such as twigs and insect bodies. However, these do not affect our bleaching method. More bleaching agent was required (10 mmol<sub>ox</sub> g<sub>shellac</sub><sup>-1</sup> of **11**), presumably due to a larger quantity of dye in seedlac. Upon dropwise addition of **11**, wax starts to coagulate. To facilitate the filtration of the wax, the seedlac solution was stored at 4 °C for two hours without agitation followed by filtration prior to the shellac precipitation. From 10 g of seedlac, 7.4 g of 85% bleached shellac with an acid value of 112 were obtained.

### Characterisation

The Fourier-transformed infrared spectra (FT-IR) of unbleached dewaxed shellac, peroxodicarbonate bleached shellac and sodium hypochlorite bleached shellac are compared (Fig. 3). There are no large changes in the IR spectra of all samples. However, there are small changes in the ratio of some absorbance bands. The broad band at 3390.70 cm<sup>-1</sup> is attributed to

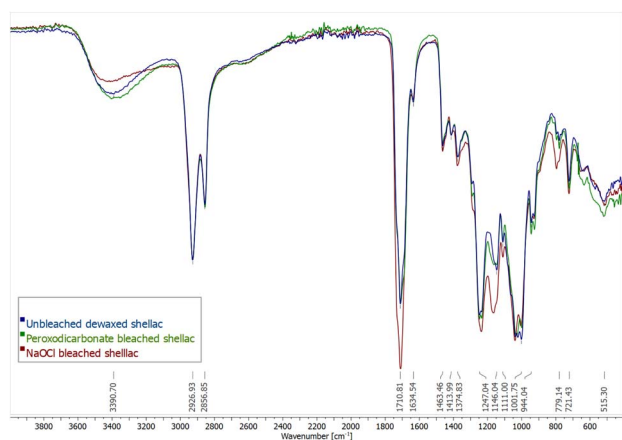


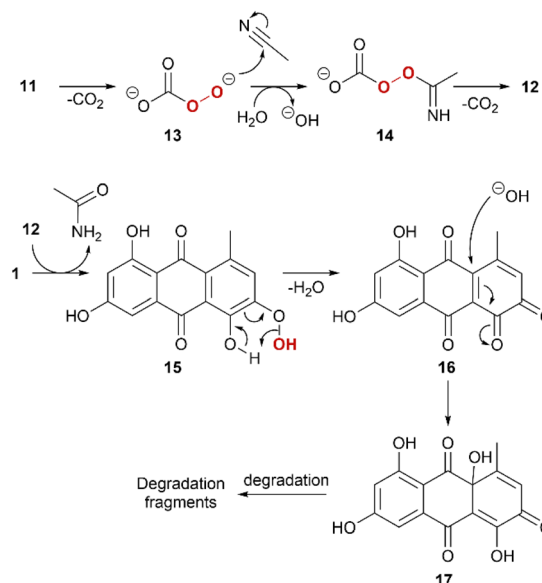
Fig. 3 FT-IR spectra of unbleached shellac (blue), bleaching with **11** (green) and NaOCl bleached shellac (red).

O–H stretching of hydroxyls and carboxylic acids and is decreased for the NaOCl bleached shellac, while its band at 1710 cm<sup>-1</sup>, corresponding to the C=O stretch of carboxylic acids and esters increases. This might be due to ester formation caused by rapid aging in NaOCl bleached shellac. Bleaching with peroxodicarbonate did not lead to this change. Furthermore, the C–O stretching band at 1146 cm<sup>-1</sup> for unbleached shellac has a shoulder at 1164 cm<sup>-1</sup>, which is growing slightly for peroxodicarbonate bleached shellac but becomes the major band in NaOCl bleached shellac. This hints that molecular changes in the shellac structure might be less than with NaOCl. Lastly, it was priorly stated that a peak at 1565 cm<sup>-1</sup> in unbleached shellac is caused by C=C stretching vibration of the aromatic dyes, and the absence of the peak in the IR of H<sub>2</sub>O<sub>2</sub>-bleached shellac is a sign of dye removal.<sup>34</sup> However, this peak is absent in all measured samples, including the unbleached shellac in this work. Therefore, we suggest that this peak is originating from asymmetric C=O stretching of deprotonated carboxylate, which agrees with IR spectra of shellac salt.<sup>4,60</sup>

A <sup>1</sup>H, <sup>13</sup>C and HSQC NMR were measured of unbleached shellac and bleached shellac with **11** and NaOCl (ESI<sup>†</sup>). In the <sup>1</sup>H NMR, a moderate decrease of aldehyde resonance (9.7 ppm) and acetal functionality (<sup>1</sup>H: 4.45–4.30 ppm) for bleaching with **11** is noticeable. This is also visible in the <sup>13</sup>C NMR. The decrease of these functionalities is less for NaOCl, leading to the conclusion that oxidation of aldehyde is more pronounced with **11** and acid catalysed acetal hydrolysis is minimal during precipitation.

### Proposed mechanism

A tentative reaction mechanism is proposed (Scheme 2). For simplicity, **1** is used as example. The reaction sequence is initiated by mono-decarboxylation of **11**.<sup>55</sup> This nucleophilic



Scheme 2 Proposed mechanism for the oxidative bleaching with **12**.



peroxide species **13** attacks the nitrile with subsequent protonation to form **14**, which further decarboxylates. **12** acts as an electrophilic peroxide reacting with **1**. The phenolic peroxide in **15** is instable and will expel water to form ortho-quinone **16**. ortho-Quinones are susceptible for nucleophilic attack of water and form quinoid intermediate **17**, which will further degrade in various pathways with degradation fragments such as phthalic acid derivatives.<sup>61</sup>

## Conclusions

A sustainable, halogen-free protocol at ambient temperature for the bleaching of shellac and seedlac was established. Combination of **11**, as a platform oxidizer, and acetonitrile as an atom-economical inexpensive activator, results in a strong bleaching system for shellac. Peroxodicarbonate **11** provides the mildly alkaline conditions required for bleaching and facilitates deaxing due to its strong ionic buffer system. Furthermore, **11** can be synthesised on demand *via* electrolysis of ecologically safe aqueous carbonate solutions, avoiding the storage of potentially dangerous peroxides. The optimized bleaching procedure requires 1.5 eq. acetonitrile relative to **11** and is performed at room temperature for 8 hours. The required amount of **11** highly depends on the shellac or seedlac grade used and the desired colour index after bleaching. Bleaching damages were examined *via* acid value, infrared and NMR (<sup>1</sup>H and <sup>13</sup>C). FT-IR and NMR analysis suggest that molecular changes in shellac are limited in this new bleaching method. However, there has been considerable acetal breakage and aldehyde oxidation, as can be seen in the <sup>1</sup>H NMR, in part leading to the increased acid value. Other bleaching damages mainly include ester hydrolysis. This ecological bleaching process is a step forward in the chlorine-free bleaching of shellac under ambient conditions with decreased bleaching damage, while still being economically feasible.

## Author contributions

All authors have given approval to the final version of the manuscript.

## Conflicts of interest

There are no conflicts to declare.

## Acknowledgements

The authors are grateful for funding by the Deutsche Forschungsgemeinschaft (DFG, German Research Foundation) under FOR 2982/2-UNODE (WA 1276/23-2). The support and discussions by the late Manfred Penning are greatly appreciated.

## References

- N. Thombare, S. Kumar, U. Kumari, P. Sakare, R. K. Yogi, N. Prasad and K. K. Sharma, *Int. J. Biol. Macromol.*, 2022, **215**, 203–223.
- T. H. Shah, M. Thomas and R. Bhandari, *Int. J. Curr. Res.*, 2015, **7**, 13652–13659.
- J. Derry, *Masters Thesis*, University of Oslo, 2012.
- Y. Farag and C. S. Leopold, *Eur. J. Pharm. Sci.*, 2011, **42**, 400–405.
- M. Islam, N. Prasad and P. K. Ghosh, *Res. Ind.*, 1974, **19**, 167–169.
- R. Lausecker, V. Badilita, U. Gleißner and U. Wallrabe, *Biomicrofluidics*, 2016, **10**, 044101.
- A. Cannon and J. Inst, *J. Inst. Conserv.*, 2015, **38**, 92–106.
- Y. Yuan, N. He, Q. Xue, Q. Guo, L. Dong, M. H. Haruna, X. Zhang, B. Li and L. Li, *Trends Food Sci. Technol.*, 2021, **109**, 139–153.
- Y. Yuan, N. He, L. Dong, Q. Guo, X. Zhang, B. Li and L. Li, *ACS Nano*, 2021, **15**, 18794–18821.
- M. Rademaker, J. D. Kirby and I. R. White, *Contact Dermatitis*, 1986, **15**, 307–308.
- A. Azouka, R. Huggett and A. Harrison, *J. Oral Rehabil.*, 1993, **20**, 393–400.
- V. Landry, G. Boivin, D. Schorr, M. Mottoul, A. Mary, L. Abid, M. Carrère and B. Laratte, *Curr. For. Rep.*, 2023, **9**, 319–331.
- A. Ahuja and V. K. Rastogi, *Sustainability*, 2023, **15**, 3110.
- M. Ali, D. K. Hazra, Y. B. Kumar and R. Karmakar, *Sep. Sci. Technol.*, 2022, **57**, 2916–2922.
- F. Elterlein, N. Bugdahn and P. Kraft, *Chem.–Eur. J.*, 2024, **30**, e202400006.
- A. Gandini, *Green Chem.*, 2011, **13**, 1061–1083.
- S. K. Sharma, S. K. Shukla and D. N. Vaid, *Def. Sci. J.*, 2014, **33**, 261–271.
- D. Tamburini, J. Dyer and I. Bonaduce, *Sci. Rep.*, 2017, **7**, 14784.
- G. B. V. Subramanian, J. Iqbal, K. N. Ganesh and N. Sriram, *J. Chem. Soc., Perkin Trans. 1*, 1976, 2045–2049.
- S. Limmatvapirat, C. Limmatvapirat, M. Luangtana-anan, J. Nunthanid, T. Oguchi, Y. Tozuka, K. Yamamoto and S. Puttipatkhachorn, *Int. J. Pharm.*, 2004, **278**, 41–49.
- K. Buch, M. Penning, E. Wächtersbach, M. Maskos and P. Langguth, *Drug Dev. Ind. Pharm.*, 2009, **35**, 694–703.
- R. Burwood, G. Read, K. Schofield and D. E. Wright, *J. Chem. Soc. C*, 1967, 842–851.
- G. Shamim, K. S. Ranjan, M. D. Pandey and R. Ramani, *Eur. J. Entomol.*, 2014, **111**, 149–164.
- A. Tschirch and F. Lüdy jun, *Helv. Chim. Acta*, 1923, **6**, 994–1008.
- B. B. Khanna, *J. Appl. Chem.*, 1970, **20**, 392–396.
- S. Saengsod, S. Limmatvapirat and M. Luangtana-Anan, *Adv. Mater. Res.*, 2012, **506**, 250–253.
- S. Saengsod, S. Limmatvapirat and M. Luangtana-anan, *J. Food Process Eng.*, 2019, **42**, e13291.
- K. Li, B. Tang, W. Zhang, Z. Shi, X. Tu, K. Li, J. Xu, J. Ma, L. Liu and H. Zhang, *ACS Omega*, 2020, **5**, 22551–22559.



- 29 Y. Liao, J. Zhou and F. Huang, *Trop. J. Pharm. Res.*, 2015, **14**, 1953–1960.
- 30 K. R. Solomon, *Pure Appl. Chem.*, 1996, **68**, 1721–1730.
- 31 Y. Liao, X. Chai and F. Xu, *Adv. Mater. Res.*, 2011, **152–153**, 372.
- 32 Y. Liao, F. Xu and D. Li, *Adv. Mater. Res.*, 2009, **79–82**, 1879.
- 33 B. Baboo and D. N. Goswami, *Processing, Chemistry and Applications of Lac*, Indian Council of Agricultural Research New Delhi, New Delhi, 2010.
- 34 K. Li, H. Zheng, H. Zhang, W.-w. Zhang, K. Li and J. Xu, *RSC Adv.*, 2016, **6**, 55618–55625.
- 35 D. J. Wu, X. M. Qian and P. Huang, *Appl. Mech. Mater.*, 2011, **79**, 215–220.
- 36 G. O. Bianchetti, C. L. Devlin and K. R. Seddon, *RSC Adv.*, 2015, **5**, 65365–65384.
- 37 G. B. Payne, P. H. Deming and P. H. Williams, *J. Org. Chem.*, 1961, **26**, 659–663.
- 38 C. Schotten, T. P. Nicholls, R. A. Bourne, N. Kapur, B. N. Nguyen and C. E. Willans, *Green Chem.*, 2020, **22**, 3358–3375.
- 39 D. Pollok and S. R. Waldvogel, *Chem. Sci.*, 2020, **11**, 12386–12400.
- 40 S. Möhle, M. Zirbes, E. Rodrigo, T. Gieshoff, A. Wiebe and S. R. Waldvogel, *Angew. Chem., Int. Ed.*, 2018, **57**, 6018–6041.
- 41 A. Wiebe, T. Gieshoff, S. Möhle, E. Rodrigo, M. Zirbes and S. R. Waldvogel, *Angew. Chem., Int. Ed.*, 2018, **57**, 5594–5619.
- 42 J. Seidler, J. Strugatchi, T. Gärtner and S. R. Waldvogel, *MRS Energy Sustain.*, 2021, **7**, 42.
- 43 S. Arndt, D. Weis, K. Donsbach and S. R. Waldvogel, *Angew. Chem., Int. Ed.*, 2020, **59**, 8036–8041.
- 44 S. Arndt, R. Rücker, A. Stenglein and S. R. Waldvogel, *Org. Process Res. Dev.*, 2022, **26**, 2447–2455.
- 45 S. Arndt, P. J. Kohlpaintner, K. Donsbach and S. R. Waldvogel, *Org. Process Res. Dev.*, 2022, **26**, 2564–2613.
- 46 C. M. Kisukuri, R. J.-R. Bednarz, C. Kampf, S. Arndt and S. R. Waldvogel, *ChemSusChem*, 2022, **15**, e202200874.
- 47 J. Klein, K. Alt and S. R. Waldvogel, *Adv. Sustainable Syst.*, 2022, **6**, 2100391.
- 48 E. J. Ruiz, R. Ortega-Borges, J. L. Jurado, T. W. Chapman and Y. Meas, *Electrochem. Solid-State Lett.*, 2009, **12**, E1.
- 49 E. J. Constam and A. von Hansen, *Z. Elektrochem.*, 1896, **3**, 137–144.
- 50 A.-K. Seitz, P. J. Kohlpaintner, T. van Lingen, M. Dyga, F. Sprang, M. Zirbes, S. R. Waldvogel and L. J. Gooßen, *Angew. Chem., Int. Ed.*, 2022, **61**, e202117563.
- 51 M. Klein, D. L. Troglauer and S. R. Waldvogel, *JACS Au*, 2023, **3**, 575–583.
- 52 A.-K. Seitz, T. van Lingen, M. Dyga, P. J. Kohlpaintner, S. R. Waldvogel and L. J. Gooßen, *Synlett*, 2022, **33**, 1527–1531.
- 53 P. J. Kohlpaintner, N. Schupp, N. Ehlenz, L. Marquart, L. J. Gooßen and S. R. Waldvogel, *Org. Lett.*, 2024, **26**, 1607–1611.
- 54 P. J. Kohlpaintner, L. Marquart, L. J. Gooßen and S. R. Waldvogel, *Eur. J. Org. Chem.*, 2023, **26**, e202300220.
- 55 F. Sprang, N. Schupp, P. J. Kohlpaintner, L. J. Gooßen and S. R. Waldvogel, *Green Chem.*, 2024, **26**, 5862–5868.
- 56 M. Zirbes, T. Graßl, R. Neuber and S. R. Waldvogel, *Angew. Chem., Int. Ed.*, 2023, **62**, e202219217.
- 57 T. Furuta, H. Tanaka, Y. Nishiki, L. Pupunat, W. Haenni and P. Rychen, *Diamond Relat. Mater.*, 2004, **13**, 2016–2019.
- 58 C. P. Chardon, T. Matthée, R. Neuber, M. Fryda and C. Comninellis, *ChemistrySelect*, 2017, **2**, 1037–1040.
- 59 A. Ziogas, J. Belda, H.-J. Kost, J. Magomajew, R. A. Sperling and P. Wernig, *Curr. Res. Green Sustainable Chem.*, 2022, **5**, 100341.
- 60 S. Limmatvapirat, C. Limmatvapirat, S. Puttipipatkachorn, J. Nuntanid and M. Luangtana-anan, *Eur. J. Pharm. Biopharm.*, 2007, **67**, 690–698.
- 61 P. Hodge, in *Quinonoid Compounds*, ed. S. Patai, Wiley & Sons: London, 1974, ch. 11.

