

Cite this: *Chem. Sci.*, 2024, 15, 13605Received 8th July 2024
Accepted 7th August 2024

DOI: 10.1039/d4sc04530k

rsc.li/chemical-science

Nitrous oxide as diazo transfer reagent

Alexandre Genoux and Kay Severin *

Nitrous oxide, commonly known as “laughing gas”, is formed as a by-product in several industrial processes. It is also readily available by thermal decomposition of ammonium nitrate. Traditionally, the chemical valorization of N_2O is achieved *via* oxidation chemistry, where N_2O acts as a selective oxygen atom transfer reagent. Recent results have shown that N_2O can also function as an efficient diazo transfer reagent. Synthetically useful methods for synthesizing triazenes, N-heterocycles, and azo- or diazo compounds were developed. This review article summarizes significant advancements in this emerging field.

1. Introduction

Nitrous oxide was brought to the public's attention by Sir Humphry Davy, an influential British chemist and inventor. In 1800, the 21-year-old Davy published a book entitled “*Researches, Chemical and Philosophical; Chiefly Concerning Nitrous Oxide, or Dephlogisticated Nitrous Air, and its Respiration*”.¹ This 580-page monograph is divided into two parts. The first part provides a comprehensive review of the chemistry of nitrous oxide, summarizing the state of knowledge at the time. The second part explores the physiological effects of nitrous oxide with Davy giving detailed descriptions of the sensations caused by inhaling this gas. The book also summarizes the

effects of nitrous oxide on various animals. Davy was fascinated by this gas, and his enthusiasm was contagious. As a result, nitrous oxide quickly became a popular recreational drug among the British upper class.

The use of nitrous oxide as a drug continues to make headlines today,² but other concerns have emerged. Nitrous oxide is a potent greenhouse gas (GWP = 300), contributing significantly to global warming.³ Furthermore, it is an ozone-depleting substance.⁴ Various anthropogenic sources contribute to N_2O emissions, many of which are linked to agriculture.⁵ However, mitigation strategies have primarily focused on industrial processes, where nitrous oxide is formed as a side product.⁶ The largest amount of industrial N_2O is generated during the production of nitric acid (Scheme 1a).⁷ N_2O is produced alongside the desired NO during the catalytic oxidation of ammonia, with the amount of N_2O depending on the process


Institut des Sciences et Ingénierie Chimiques, École Polytechnique Fédérale de Lausanne (EPFL), 1015 Lausanne, Switzerland. E-mail: kay.severin@epfl.ch



Alexandre Genoux

Alexandre Genoux received his MSc from Grenoble Alps University, including research at UC Santa Barbara with Prof. Liming Zhang and at the University of Cambridge with Prof. Robert Phipps. He earned his PhD from the University of Zurich in 2020 under the supervision of Prof. Cristina Nevado. From 2021 to 2023, he was a postdoctoral associate with Prof. Patrick L. Holland at Yale University, supported by the

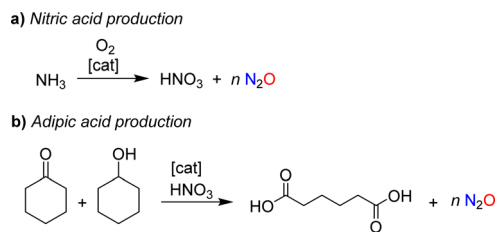
Center for Hybrid Approaches in Solar Energy to Liquid Fuels. Since 2024, he is a Marie Skłodowska-Curie Fellow with Prof. Kay Severin at the Ecole Polytechnique Fédérale de Lausanne (EPFL), exploring new synthetic avenues with nitrous oxide.



Kay Severin

Kay Severin is a professor of chemistry at the Ecole Polytechnique Fédérale de Lausanne (EPFL), Switzerland. His research group works on synthetic organic and inorganic chemistry, with projects ranging from small molecule activation (the chemistry of nitrous oxide) to the construction of functional nanostructures.





Scheme 1 Nitrous oxide is formed as a side product during the industrial production of nitric acid (a) and adipic acid (b).

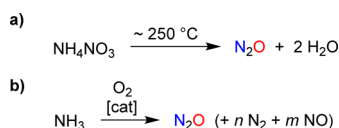
conditions. Plants without abatement technologies are estimated to emit between 4 and 19 kg of N_2O per ton of HNO_3 (100%).^{7b} Another significant source of nitrous oxide is the production of adipic acid.⁸ Adipic acid is obtained through the catalytic oxidation of a mixture of cyclohexanone and cyclohexanol with nitric acid, resulting in the formation of approximately 300 kg of N_2O per ton of adipic acid (Scheme 1b).

While the formation of N_2O during the production of nitric acid and adipic acid is a major concern, it also presents an opportunity. Some companies have developed processes that allow the isolation of N_2O .⁹ Nitrous oxide can then be sold, or used as a reagent in downstream applications.¹⁰

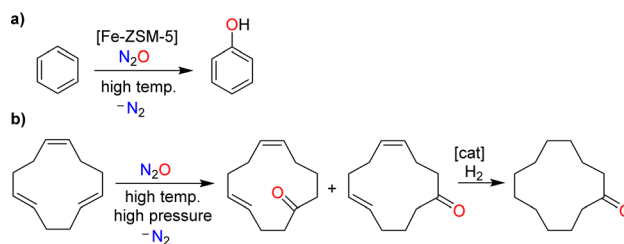
The targeted synthesis of nitrous oxide is achieved through the thermal decomposition of a concentrated ammonium nitrate solution (Scheme 2a).¹¹ This process is performed on an industrial scale. However, it is not ideal because the production of NH_4NO_3 involves a multi-step manufacturing route. An interesting alternative is the direct oxidation of ammonia with a catalytic system that provides high selectivity for N_2O over NO and N_2 (Scheme 2b).¹² Pilot tests¹² and advances in catalyst design¹³ suggest that ammonia oxidation could become a feasible method for large-scale industrial N_2O production.

The chemical valorization of nitrous oxide is traditionally achieved *via* oxidation reactions.^{12,14–16} N_2O is a powerful oxidant from a thermodynamic standpoint,¹⁴ and the by-product, N_2 , is both easy to separate and harmless. Furthermore, N_2O displays good solubility in organic solvents, enabling liquid-phase reactions in low-polarity media.¹⁵ A drawback of N_2O as an oxidant is its kinetically inert nature. However, the high kinetic barrier can be overcome by using a catalyst and/or elevated temperatures and pressures.

An example of a catalytic process involving N_2O is the hydroxylation of benzene (Scheme 3a).^{8b,12} This reaction is catalyzed by iron-containing zeolites. Nitrous oxide represents an interesting oxidant for this reaction because it provides phenol with high selectivity. Furthermore, one could couple the N_2O -mediated phenol production with the N_2O -liberating



Scheme 2 Synthesis of nitrous oxide by thermal decomposition of ammonium nitrate (a) or by catalytic oxidation of ammonia (b).



Scheme 3 The use of nitrous oxide as an O-atom donor: synthesis of phenol by catalytic oxidation of benzene (a), and synthesis of cyclo-dodecanone by non-catalytic oxidation of 1,5,9-cyclododecatriene, followed by hydrogenation (b).

formation of adipic acid (phenol could be hydrogenated to give cyclohexanol, the precursor for adipic acid; see Scheme 1). The pilot-scale production of phenol using N_2O as the oxidant has been realized by Solutia, together with the Boreskov Institute of Catalysis.^{8b,12} The process has not yet been commercialized due to economic reasons, and because a circular phenol/adipic acid production would require additional N_2O .^{8b,12}

The non-catalyzed oxidation of olefins using N_2O at elevated temperatures and pressures gives ketones alongside N_2 .¹⁵ This type of reactivity forms the basis for the industrial production of cyclododecanone, as developed by BASF.¹⁰ The process starts with the oxidation of 1,5,9-cyclododecatriene with N_2O to give cyclododeca-4,8-dien-1-one as a mixture of isomers (Scheme 3b). Catalytic hydrogenation then provides the target cyclododecanone. It is worth noting that the N_2O , which is used in this process, is obtained from the production of adipic acid.¹⁰

The reactions depicted in Scheme 3 demonstrate that nitrous oxide can be employed for the synthesis of bulk chemicals. However, many reports about the use of N_2O as an oxidant pertain to small-scale syntheses, typically conducted in academic settings.^{17–22}

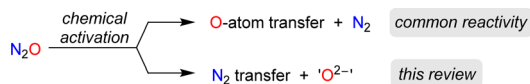
For the oxidation of highly reactive compounds, the inert nature of N_2O can be advantageous, as it prevents potential overoxidation reactions. For example, N_2O is frequently used for the oxidation of reactive main-group element compounds.¹⁸ These reactions are typically performed in solution using atmospheric pressure of N_2O .

The chemical activation of N_2O under mild conditions can also be achieved with certain transition metal complexes.^{19,20} This capability has spurred efforts to develop reactions with N_2O using homogeneous catalysts. Over the past few years, significant progress has been made in this field, with efficient catalysts being developed for a variety of oxidation reactions.^{21,22}

Most of the reactions discussed thus far proceed *via* oxygen atom transfer and extrusion of dinitrogen. This review focuses on a different type of reactivity, namely the use of N_2O as a diazo transfer reagent (Scheme 4). The formal by-product in these reactions is O^{2-} , which is released in the form of hydroxide, alkoxide, oxide salts ($\text{M}^{\text{I}}\text{OH}$, $\text{M}^{\text{I}}\text{OR}$, $\text{M}^{\text{II}}\text{O}$), or water, depending on the substrate that was employed.

The use of N_2O as a diazo transfer reagent was first demonstrated by Wislicenus in 1892.²³ By subjecting NaNH_2 to





Scheme 4 Upon chemical activation, nitrous oxide typically acts as O-atom donor. This review focuses on reactions in which N_2O functions as diazo transfer reagent.

N_2O at elevated temperatures, he was able to obtain NaN_3 . The ‘Wislicenus reaction’ is nowadays employed for the industrial production of NaN_3 .²⁴ Despite this early success, N_2O -based diazo transfer reactions have historically remained underdeveloped. However, significant progress has been made in recent years, resulting in numerous synthetically useful processes. This review summarized significant developments in this area. Before discussing these advancements, we will describe the covalent capture of intact N_2O by (semi-)metal complexes, frustrated Lewis pairs (FLPs), and organic nucleophiles. Only a few of these adducts were used in productive diazo transfer reactions, but they provide valuable insights into the underlying reactivity of N_2O .

2. Covalent capture of nitrous oxide

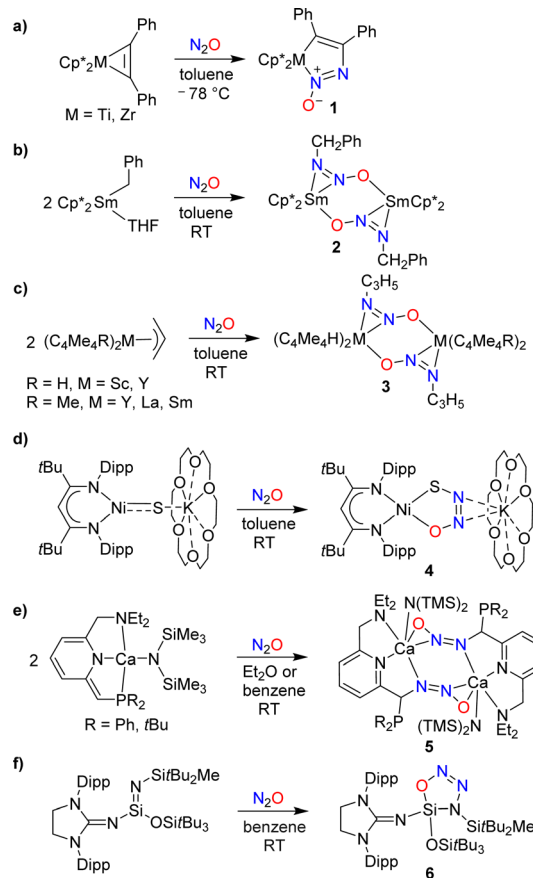
The covalent trapping of N_2O by (semi-)metal complexes leverages metal–ligand cooperation.^{25–33} A common theme in these reactions is the formation of a covalent bond at the terminal N-atom of N_2O along with a coordination bond to the other O/N-atom (Scheme 5a–f). Nitrous oxide can also act as a simple ligand for metal complexes (without concomitant formation of a covalent bond to a main group element), but these cases will not be discussed further in this review.³⁴

Hillhouse and coworkers have investigated reactions of the diphenylacetylene complexes $Cp^*M(PhC_2Ph)$ ($M = Ti, Zr$) with N_2O .²⁵ At low temperatures, azoxymetallacyclopentene complexes of type **1** were obtained (Scheme 5a). The zirconium complex was found to be thermally labile, undergoing extrusion of N_2 upon warming to room temperature. The titanium complex was more stable, allowing for a crystallographic characterization. More recently, it was found that the zirconium complex can be stabilized by *N*-alkylation with $MeOTf$.²⁶

Insertion of N_2O into a metal–carbon bond was also observed for samarium complexes. When a solution of $(Cp^*)_2SmBn(THF)$ in toluene was exposed to N_2O , the dinuclear complex **2** was formed (Scheme 5b).²⁷ Allyl complexes of the general formula $(C_5Me_5R)_2M(C_3H_5)$ ($R = H, Me; M = Sc, Y, Sm, La$) were found to display a similar reactivity (Scheme 5c).²⁸

Hayton and coworkers reported that a ‘masked’ terminal Ni(II) sulfide complex is able to react with N_2O to give the thiohyponitrite complex **4** (Scheme 5d).²⁹ Liberation of N_2 was observed when a solution of complex **4** was heated in toluene at 45 °C for 6 days, resulting in the formation of a η^2 -SO complex as the main product.³⁰ More recently, the Hayton group showed that a Zn(II) sulfide analogous to complex **4** is also converted to a thiohyponitrite complex when exposed to N_2O .³¹

The cooperative metal–ligand activation of N_2O is not restricted to transition metal complexes. Milstein and



Scheme 5 Cooperative covalent capture of N_2O by (semi-)metal complexes (Dipp = 2,6- $C_6H_3Pr_2$).

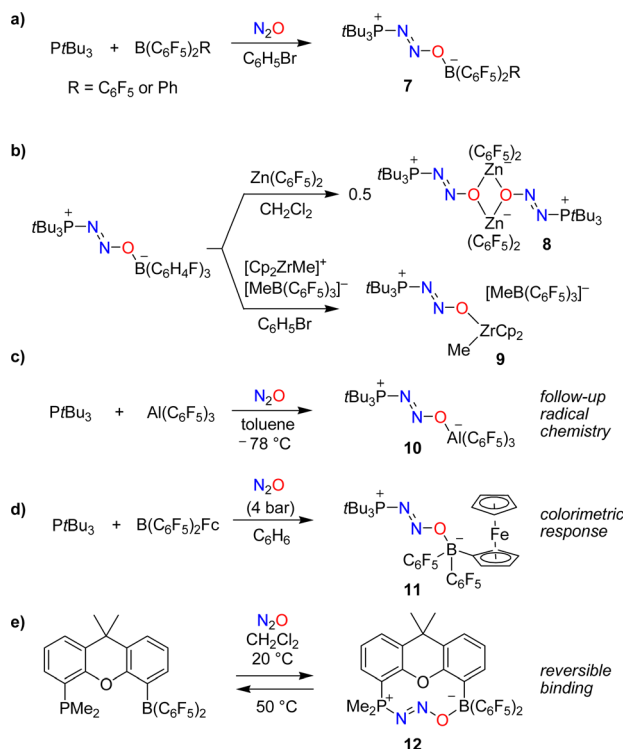
coworkers examined the reaction of N_2O with dearomatized calcium pincer complexes supported by pyridine-based PNN-type ligands.³² A rapid transformation into dinuclear diazotate complexes (**5**) was observed at room temperature (Scheme 5e).

The reactions of low-valent silicon compounds with N_2O typically proceed *via* O-atom transfer and liberation of dinitrogen.¹⁸ An exception to this reactivity pattern was reported by Inoue and coworkers. They showed that an oxatriazasilole, **6**, is formed upon reaction of a silimine with N_2O (Scheme 5f).³³ The reaction proceeds *via* a concerted 1,3-dipolar cycloaddition mechanism, first proposed by Wiberg,³⁵ and later supported by computational studies.³⁶ It is interesting to note that solutions of the cycloaddition product **6** are thermally very stable; no isomerization or decomposition was observed at temperatures up to 130 °C.³³

The utilization of FLPs for the capture of N_2O was first investigated by Stephan and coworkers.^{37,38} When mixtures of the bulky phosphine $PtBu_3$ and the Lewis acids $B(C_6F_5)_2R$ ($R = C_6F_5$ or Ph) were exposed to an atmosphere of N_2O , zwitterionic adducts of type **7** with P– N_2O –B linkages were obtained (Scheme 6a). The thermal or photochemical activation of **7** resulted in the formation of $(tBu_3PO)B(C_6F_5)_2R$ along with the liberation of dinitrogen.

In follow-up studies, the Stephan group showed that the boron-based Lewis acid can be varied widely to give adducts of





Scheme 6 Covalent capture of nitrous oxide by frustrated Lewis pairs (FLPs).

the general formula $t\text{Bu}_3\text{P}(\text{N}_2\text{O})\text{BR}_2\text{R}'$.^{39–41} In contrast, phosphines with reduced steric hindrance or Lewis basicity do not form similar compounds. The borane can be exchanged for other Lewis acids. The adduct $t\text{Bu}_3\text{P}(\text{N}_2\text{O})\text{B}(\text{C}_6\text{H}_4\text{F})_3$ is particularly well suited for exchange reactions because it contains the relatively weak Lewis acid $\text{B}(\text{C}_6\text{H}_4\text{F})_3$. For example, the dinuclear complex **8** was obtained when adding one equivalent of $\text{Zn}(\text{C}_6\text{F}_5)_2$,³⁹ whereas exchange with $[\text{Cp}_2\text{ZrMe}]^+[\text{MeB}(\text{C}_6\text{F}_5)_3]^-$ gave complex **9** (Scheme 6b).⁴⁰

The capture of N₂O can also be achieved by using an alane. The adduct $t\text{Bu}_3\text{P}(\text{N}_2\text{O})\text{Al}(\text{C}_6\text{F}_5)_3$ (**10**) was obtained by slow addition of N₂O to a cooled solution containing PtBu₃ (2 eq.) and Al(C₆F₅)₃(toluene) (Scheme 6c).⁴² The reaction with additional Al(C₆F₅)₃(toluene) resulted in N–O bond rupture, generating the highly reactive radical ion pair $(t\text{Bu}_3\text{P}^+)[(\text{C}_6\text{F}_5)_3\text{Al}(\text{O}^-\cdot)]$ that can activate C–H bonds.

The colorimetric detection of N₂O was realized using a borane with a ferrocenyl (Fc) substituent as the Lewis acid in an FLP.⁴³ Exposing a mixture of PtBu₃ and B(C₆F₅)₂Fc to N₂O resulted in the formation of the adduct $t\text{Bu}_3\text{P}(\text{N}_2\text{O})\text{B}(\text{C}_6\text{F}_5)_2\text{Fc}$ (**11**), accompanied by a color change from maroon to amber (Scheme 6d). A different UV-Vis-responsive FLP was created by using a phosphine containing a cycloheptatrienyl-cyclopentadienyl titanium sandwich complex as substituent.⁴⁴

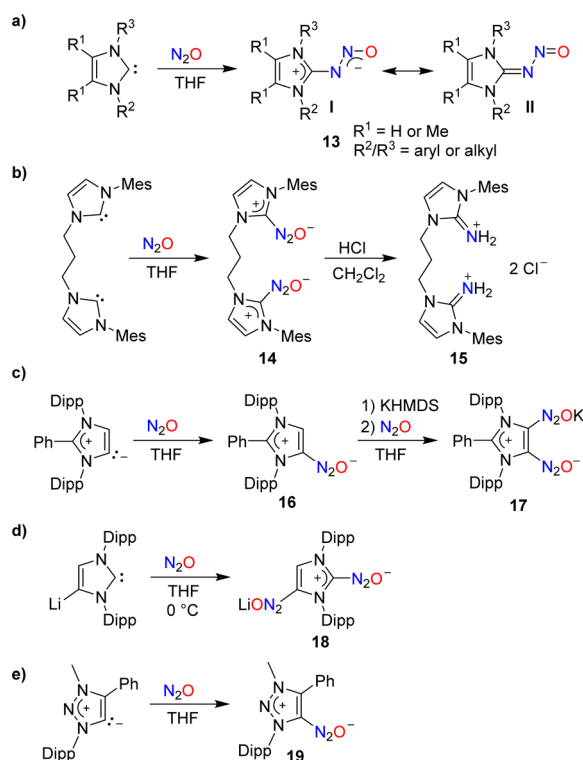
The use of a single-component FLP with a dimethylxanthene backbone allowed for the reversible binding of N₂O.⁴⁵ Exposing a solution of this FLP in dichloromethane to one atmosphere of N₂O resulted in the slow ($t_{1/2} \sim 12$ h) formation of the adduct **12** (Scheme 6e). Warming a solution of this adduct in dichloromethane to 50 °C for 2 h led to the quantitative removal of N₂O.

In 2012, our group demonstrated that N-heterocyclic carbenes (NHCs) can effectively capture N₂O.⁴⁶ When a solution of 1,3-dimesitylimidazol-2-ylidene (IMes) in THF was subjected to one atmosphere of N₂O, the adduct IMes(N₂O) was formed in high yield (90%). A similar compound was obtained using an imidazole-2-ylidene with Dipp wingtip groups (IPr). Subsequent studies by our group and by others showed that N₂O adducts of the general formula NHC(N₂O) (**13**) are accessible with a range of different substituents on the heterocycle (Scheme 7a).^{47–49} The adducts can be described as zwitterionic imidazolium diazotates (**13, I**) or as nitrosoimines (**13, II**). Crystallographic analyses revealed a preference for a *trans* configuration for the N–N bond, even though exceptions have been reported.⁴⁸ NHC(N₂O) adducts display good stability at room temperature. At elevated temperatures, the release of N₂ and formation of the corresponding ureas was observed.

The addition of Brønsted acids to IMes(N₂O) resulted in the rupture of the N–N bond and the formation of N-heterocyclic iminium salts.⁴⁷ This type of reactivity was used by Dielmann and coworkers for the synthesis of the dimer **15** (Scheme 7b).⁵⁰ The latter was employed as a precursor for the synthesis of a chelate ligand.

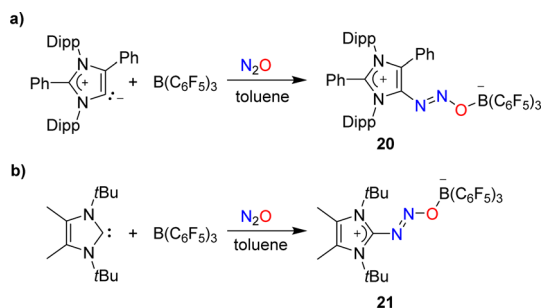
N–N bond cleavage was also observed when IMes(N₂O) was combined with nickel(0)⁵¹ or cobalt(I)⁵² complexes. A different type of reactivity was noted in reactions with vanadium(III)^{53,54} and uranium(III)⁵⁵ complexes. Here, NHC(N₂O) adducts served as mild O-atom donors.

Similar to Arduengo-type NHCs, mesoionic carbenes derived from C2-arylated 1,3-bis(2,6-diisopropylphenyl)imidazole-2-

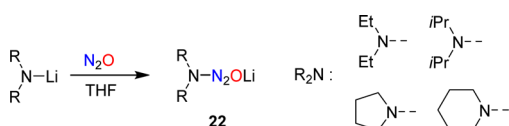


Scheme 7 Covalent capture of N₂O by N-heterocyclic carbenes (NHCs).





Scheme 8 Covalent capture of N_2O by mixtures of N-heterocyclic carbenes and $\text{B}(\text{C}_6\text{F}_5)_3$.



Scheme 9 Covalent capture of N_2O by lithium amides.

ylidene are able to form adducts with N_2O (Scheme 7c).⁵⁶ Interestingly, it was possible to introduce a second N_2O group by treating adduct 16 with first potassium hexamethyldisilazide (KHMDS) and then N_2O .

A direct double functionalization with two N_2O groups was observed when a solution of lithiated IPr in THF was subjected to an atmosphere of N_2O (Scheme 7d).⁵⁶

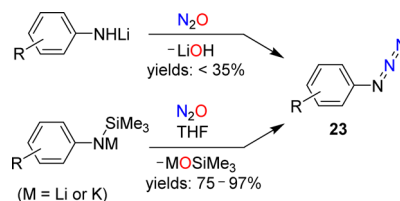
N_2O capture can also be achieved by triazole-based carbenes: the triazolium diazotate 19 was isolated in 86% yield from a reaction of the corresponding carbene with N_2O (Scheme 7e).⁵⁷

Attempts to capture N_2O with a mesoionic carbene featuring phenyl substituents at the 2- and the 4-position were unsuccessful. However, in the presence of $\text{B}(\text{C}_6\text{F}_5)_3$, the C-N₂O-B-bridged adduct 20 was isolated (Scheme 8a).⁵⁸ A similar situation was encountered with a carbene having *tert*-butyl wingtip groups and methyl substituents in 4/5-position: while direct N_2O capture by the carbene could not be achieved, an adduct (21) was obtained in the presence of the Lewis acid $\text{B}(\text{C}_6\text{F}_5)_3$ (Scheme 8b).⁴⁹

In 1953, Meier reported that lithiated amines react with N_2O .⁵⁹ In the case of $\text{Et}_2\text{N-Li}$, he was able to isolate tetraethyltetrazenes, albeit in low yield. Meier proposed aminodiazotates as intermediates, but the isolation of these adducts was not attempted. Our group has re-investigated this type of reaction and found that aminodiazotates (22) are formed in good yields when solutions of lithium amides in THF are subjected to an atmosphere of N_2O (Scheme 9).⁶⁰ N_2O adducts of type 22 can serve as precursors for the synthesis of triazenes, and more details about such transformations are given in Section 4.

3. Synthesis of azides

The standard procedure for the synthesis of NaN_3 involves the reaction between NaNH_2 and N_2O (see Section 1).^{23,24} Meier



Scheme 10 Synthesis of aryl azides.

showed that this chemistry can be extended to organic azides. He noted that a pale yellow oil, most likely phenyl azide, was formed in low yield when a solution of lithiated aniline in diethyl ether was exposed to N_2O .⁵⁹

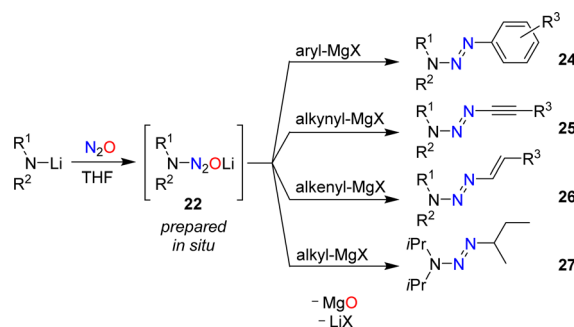
A more detailed investigation was conducted by Koga and Anselme in 1968.⁶⁴ They showed that aryl azides (23) are formed by reactions of lithiated aromatic amines with N_2O (Scheme 10). However, the yields of these diazo transfer reactions were poor (<35%). Significantly higher yields were obtained when silylated aryl amides were used as starting materials in NMR-scale reactions.⁶² When the reactions were performed on a preparative scale, an increased amount of side products was observed.

4. Synthesis of triazenes

Aromatic triazenes of the general formula $(\text{aryl})\text{N}_3\text{R}_2$ have been investigated extensively in the context of synthetic organic chemistry.⁶³ An important feature of aryl triazenes is the possibility to replace the N_3R_2 group under acidic conditions by a broad range of other functionalities. The substitution reactions proceed *via* diazonium compounds, and aryl triazenes are often referred to as “masked diazonium salts”.⁶⁴

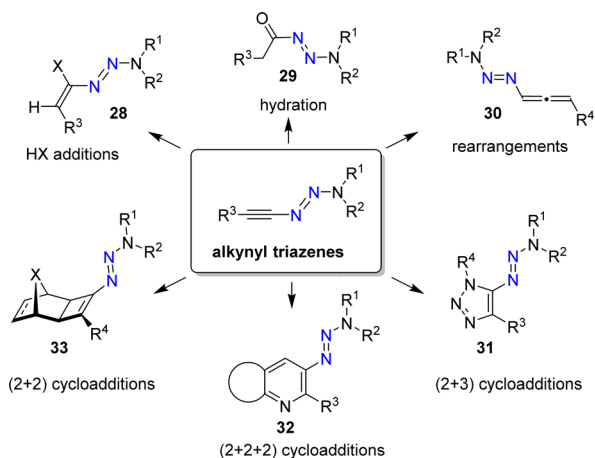
Aryl triazenes of type $(\text{aryl})\text{N}_3\text{R}_2$ are typically prepared by coupling of aryl diazonium salts with secondary amines.⁶³ In 2015, our group reported an alternative synthetic procedure involving nitrous oxide.⁶⁰ Solutions of lithium amides in THF were allowed to react with N_2O , resulting in the formation of aminodiazotates (22). The latter were not isolated,⁶⁵ but combined directly with aryl Grignard reagents to give aryl triazenes of type 24 (Scheme 11).

A key advantage of the N_2O -based methodology for synthesizing triazenes is that it can be extended to alkynyl (25) and



Scheme 11 Synthesis of triazenes by reactions of N_2O -derived aminodiazotates with Grignard reagents.





Scheme 12 Alkynyl triazenes as versatile starting materials in synthetic organic chemistry.

alkenyl triazenes (26). These compounds are difficult to access by alternative procedures.^{66,67} Alkyl triazenes can also be prepared by this method, as illustrated by the synthesis of 1-isobutyl-3,3-diisopropyltriazenes (27). However, the yield of 27 was low (12%).

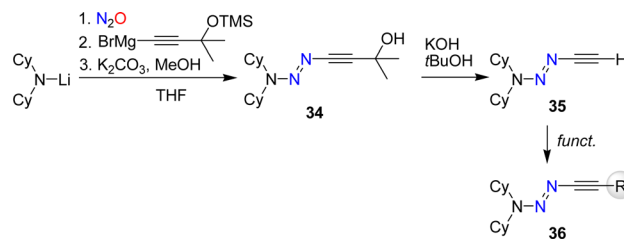
Alkynyl triazenes are attractive starting materials for application in organic synthesis (Scheme 12).⁶⁶ From a practical standpoint, it is worth noting that alkynyl triazenes are not particularly sensitive to air or moisture. Furthermore, they can be purified by chromatography, and they exhibit good thermal stability.

The N_3R_2 group is electron-donating, resulting in an ynamide-like reactivity for alkynyl triazenes. For example, it is possible to perform addition reactions with Brønsted acids to give alkenyl triazenes of type 28.^{68,69} The acid-catalyzed hydration of alkynyl triazenes provides acyl triazenes (29),⁷⁰ and allenyl triazenes of type 30 are accessible by base-induced rearrangements.⁷¹

Alkynyl triazenes are suitable substrates for transition metal-catalyzed cycloaddition reactions. Cui and coworkers have prepared a wide range of triazoles (31) by Ir-catalyzed (2 + 3) cycloaddition reactions of alkynyl triazenes and organic azides (Scheme 12).⁷² In our group, we have used Ru-catalyzed cycloaddition reactions for synthesizing densely functionalized arenes and pyridines (32),⁷³ as well as cyclobutenyl triazenes (33).⁷⁴ Further transformations of alkynyl triazenes include Rh-catalyzed annulation reactions,^{75–77} Au-catalyzed cyclizations,^{78,79} Pd-catalyzed addition reactions,⁸⁰ Ficini-type reactions,⁸¹ light-induced isomerizations,⁸² and electrophilic fluorinations.⁸³

An interesting aspect of using alkynyl triazenes as substrates in these reactions is the possibility of performing post-synthetic substitution reactions. For example, the triazene group in pyridines of type 32 can be substituted by a wide range of nucleophiles, including fluoride.

The synthesis of alkynyl triazenes by coupling of lithium amides first with nitrous oxide and then with an alkynyl Grignard reagent restricts the functional groups that can be



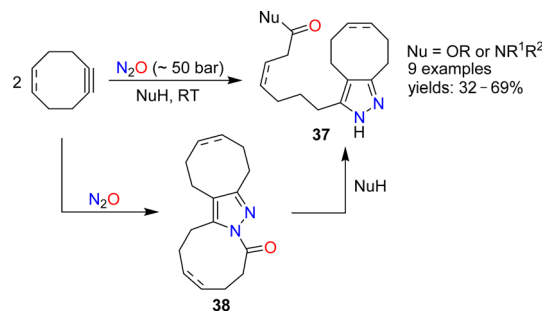
Scheme 13 Synthesis of a terminal alkynyl triazene and its functionalization.

employed. To overcome this limitation, we have developed a synthetic route for a terminal alkynyl triazene, 35 (Scheme 13).⁸⁴ Subsequent functionalization of 35 allowed to prepare alkynyl triazenes with a range of functional groups including esters, alcohols, cyanides, phosphonates, and amides.

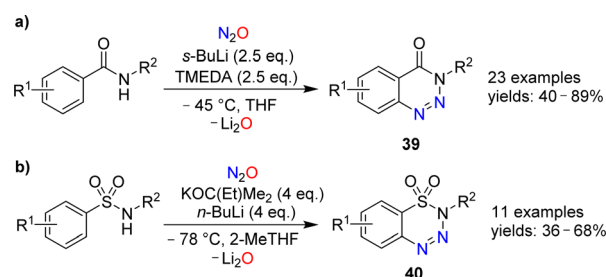
5. Synthesis of N-heterocycles

The reactions of alkenes and alkynes with N_2O generally proceed *via* O-atom transfer and liberation of dinitrogen.¹⁵ An interesting exception to this type of reactivity was reported by Banert and Plefka.⁸⁵ When cyclooctyne or cycloocten-5-yne were treated with nitrous oxide (~50 bar) in the presence of nucleophiles (amines or alcohols), the formation of pyrazoles of type 37 was observed (Scheme 14). The reactions were proposed to proceed *via* heterocycles of type 38. In the case of cyclooctyne, the intermediate could be isolated if the reaction was performed without nucleophiles.

Cui and coworkers have shown that nitrous oxide can be used for the synthesis of benzotriazines.⁸⁶ Aromatic amides or

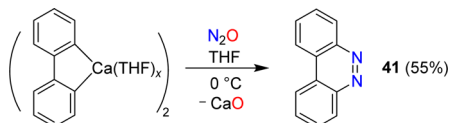


Scheme 14 Synthesis of pyrazoles.

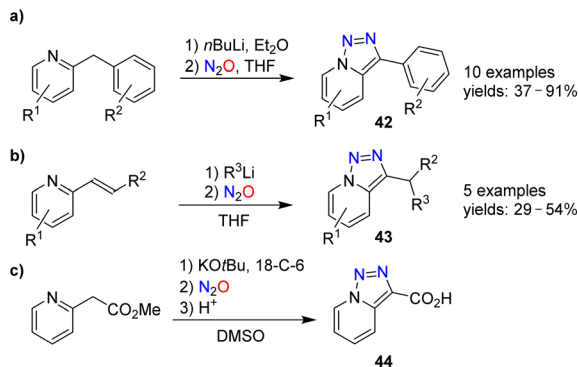


Scheme 15 Syntheses of benzotriazines.





Scheme 16 Synthesis of benzo[c]cinnoline.



Scheme 17 Syntheses of triazolopyridines.

sulfonamides were deprotonated with strong bases and then exposed to an atmosphere of N_2O . After work-up, the heterocycles **39** or **40** were obtained (Scheme 15). The substrate scope for these transformations was found to be broad, and the heterocycles were obtained in synthetically useful yields. The authors propose that the reactions are initiated by the reaction of N_2O with an aryl lithium species, leading to the formation of a diazotate. The products are then generated by N–N bond formation and liberation of Li_2O .

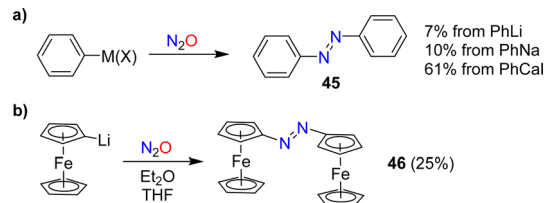
Azobenzene can be obtained by reaction of phenylcalcium iodide and N_2O (see Section 6). A related diazo transfer reaction was observed when a dimeric biphenylcalcium complex was mixed with N_2O .⁸⁷ Benzo[c]cinnoline (**41**) was obtained in 55% yield (Scheme 16).

Triazolopyridines are valuable starting materials for heterocycle synthesis.⁸⁸ Our group has shown that triazolopyridines can be prepared using nitrous oxide.^{89,90} A range of lithiated 2-benzylpyridines could be converted into triazolopyridines of type **42** upon reaction with N_2O (Scheme 17a).

The diazo transfer reaction can be combined with a C–C bond-forming reaction. Heterocycles of type **43** were obtained by coupling of organolithium reagents with 2-vinylpyridines, followed by N_2O -induced triazole formation (Scheme 17b). The carboxylic acid **44**, on the other hand, was prepared in 89% yield by deprotonation of methyl 2-(pyridin-2-yl)acetate, followed by reaction with N_2O and hydrolysis (Scheme 17c).

6. Synthesis of azo compounds

In 1953, Beringer, Farr and Sands published a study describing reactions of organolithium reagents with N_2O .⁹¹ For phenyllithium, they observed a mixture of products, including biphenyl, triphenylhydrazine, phenol, and a small amount (7%) of azobenzene **45** (Scheme 18a). Similar products were found by



Scheme 18 Synthesis of azobenzene and azo-bridged ferrocene.

Meier when using PhNa instead of PhLi. Meier also showed that PhCaI can be converted into azobenzene.⁹² In this context, it is worth noting that aryl Grignard reagents are largely inert towards N_2O .^{92,93}

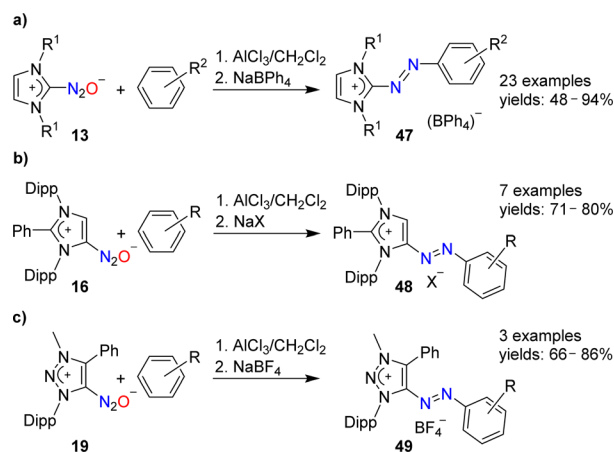
In 1995, the reaction between PhCaI and N_2O was re-investigated by Hays and Hanusa.⁹⁴ By optimizing the procedure, they were able to obtain azobenzene with a yield of up to 61% (Scheme 18a). However, they noted difficulties in obtaining reproducible results.

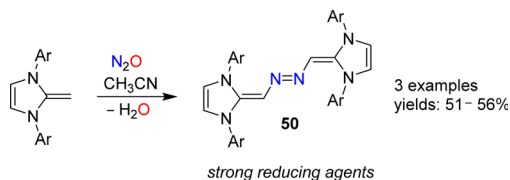
Azo-bridged ferrocene (**46**) was obtained in 25% yield by reaction of lithiated ferrocene with N_2O (Scheme 18b).⁹⁵ A related reaction was used to synthesize azo-bridged ferrocene oligomers.⁹⁶

N-Heterocyclic carbenes are able to form stable covalent adducts with N_2O (see Section 2 and Scheme 7). In the presence of $AlCl_3$, adducts of type **13** can be coupled to arenes (Scheme 19a).⁹⁷ The resulting azo compounds are of interest as dyes. They are produced industrially *via* different routes, and they have found diverse applications.⁹⁸ The N_2O -based methodology has a good scope with regard to the arene coupling partner, and NHC(N_2O) adducts with alkyl or aryl wingtip groups can be employed in these reactions.

Azoimidazolium dyes with *N*-aryl substituents were found to display interesting chemistry. Upon reduction, stable aminyl radicals were formed.⁹⁹ Moreover, they can be used as precursors for mesoionic carbene ligands.¹⁰⁰

The $AlCl_3$ -mediated coupling chemistry can be extended to N_2O adducts of mesoionic carbenes.¹⁰¹ Azoimidazolium salts of type **48** were formed by coupling of arenes with **16** (Scheme

Scheme 19 Synthesis of cationic azo dyes from NHC– N_2O adducts.



Scheme 20 Synthesis of azo-bridged N-heterocyclic olefins.

19b), whereas azotriazolium salts (**49**) were obtained from **19** (Scheme 19c).

N-Heterocyclic olefins (NHOs) display a highly polarized exocyclic C=C double bond, making them strong bases and nucleophiles.¹⁰² In 2019, our group reported that NHOs with Dipp, mesityl or xylyl wingtip groups are able to activate N₂O.¹⁰³ When a solution of the respective NHO in acetonitrile was subjected to an atmosphere of N₂O, azo-bridged dimers of type **50** were obtained (Scheme 20). The yields were not high (~50%), but the products were easily isolated because they crystallized from solution. Reactions between NHOs and N₂O can also give diazoolefins, and more details about these transformations are given in the next section.

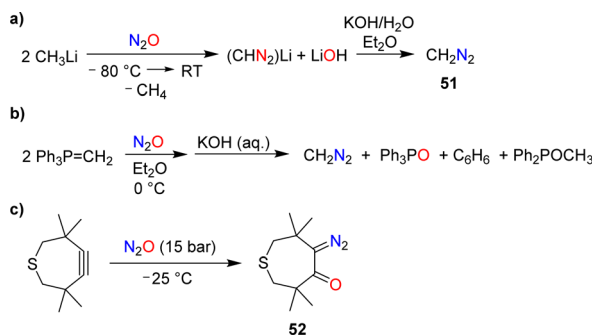
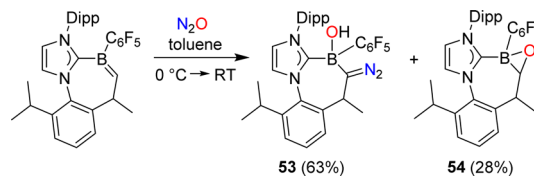
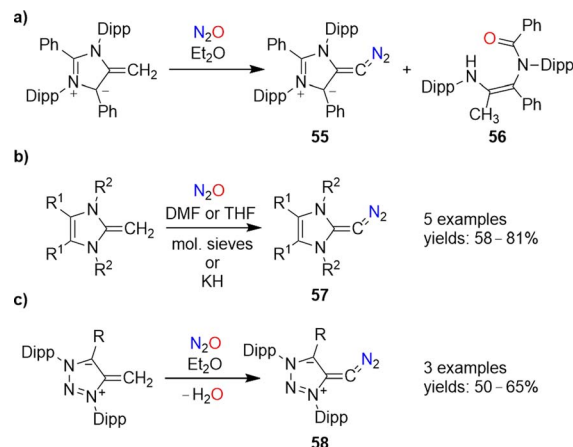
The dimers **50** were found to be very strong electron donors, with first oxidation potentials between -1.32 and -1.38 V (vs. Fc/Fc⁺). Upon reduction, stable radical cations or dicationic imidazolium salts were obtained.¹⁰³

7. Synthesis of diazo compounds

The reaction of N₂O with methyllithium was first investigated by Müller and coworkers.¹⁰⁴ They found that diazomethane (**51**) was formed after basic workup (Scheme 21a). A yield of 70% was obtained under optimized conditions.¹⁰⁵

The formation of diazomethane was also evidenced in reactions of the ylide Ph₃P=CH₂ with N₂O (Scheme 21b).¹⁰⁶ However, the yield of CH₂N₂ in this transformation was low (20–25%).

During their investigations about reactions of cyclic alkynes with N₂O, Banert and Plefka were able to isolate the diazo compound **52** in 95% yield (Scheme 21c).⁸⁵ Upon warming to room temperature, loss of dinitrogen was observed, resulting in a mixture of compounds.

Scheme 21 Synthesis of diazomethane (a and b) and addition of N₂O to a cyclic alkyne (c).Scheme 22 Synthesis of diazo compound **53**.

Scheme 23 Synthesis of N-heterocyclic diazoolefins.

Erker and coworkers have investigated the reactivity of a carbene-stabilized boraalkene.¹⁰⁷ The reaction with N₂O gave a mixture of the diazo compound **53** and the oxaborirane **54** (Scheme 22). The authors propose that the compounds are derived from the same intermediate, a (2 + 3) cycloaddition product of the starting material and N₂O.

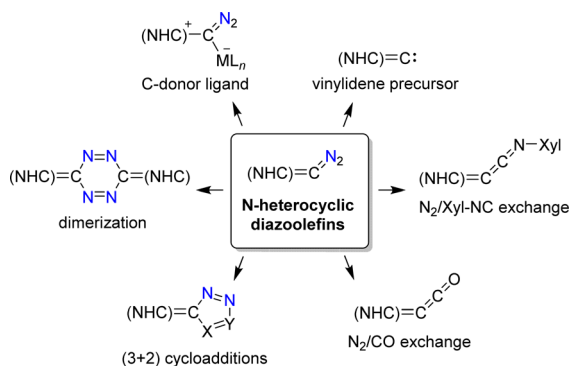
Diazoolefins of the general formula R¹R²C=CN₂ (R^{1/2} = alkyl, aryl, or H) are highly reactive compounds, which rapidly lose N₂.¹⁰⁸ In 2021, the Hansmann group reported that N₂O could be used for the synthesis of a room-temperature-stable diazoolefin (diazoalkene).¹⁰⁹ The reaction of a mesoionic NHO¹¹⁰ with N₂O gave diazoolefin **55** along with amide **56** (Scheme 23a). The diazoolefin could be isolated in 41% yield. A crystallographic analysis of **55** revealed a bent heterocumulene group. The unusual stability of **55** was attributed to both resonance stabilization and polarization of the C–CN₂ bond.^{108a,109}

'Normal' N-heterocyclic olefins can also react with N₂O to give diazoolefins of type **57** (Scheme 23b). First examples were published by our group in 2021,¹¹¹ and a new member of this compound class with R¹ = R² = Me was recently disclosed by Bismuto and coworkers.¹¹²

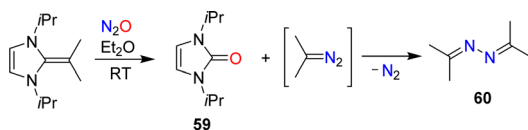
The use of triazole-based NHOs allowed access to diazoolefins of type **58** (Scheme 23d).¹¹³ It is worth noting that both **57** and **58** can also be prepared by using the more conventional diazo transfer reagent *p*-tosyl azide instead of N₂O.¹¹⁴ While nitrous oxide is more atom-economical, the use of *p*-TsN₃ avoids the formation of the potentially problematic side product water.

N-Heterocyclic diazoolefins display intriguing chemistry, as evidenced by recent studies (Scheme 24).^{108a} They can be used as

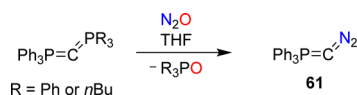




Scheme 24 The multifaceted chemistry of N-heterocyclic diazoolefins.



Scheme 25 The reaction of a dimethylated N-heterocyclic olefin with nitrous oxide.



Scheme 26 Synthesis of the diazophosphorus ylide **61**.

C-donor ligands for metal complexes^{110,111,115,116} and as precursors for N-heterocyclic vinylidenes (Scheme 24).^{112,117–119} The N₂ group of N-heterocyclic diazoolefins can be exchanged for isocyanides or for CO to give novel heterocumulenes.^{110,113,120} Cycloaddition reactions with dipolarophiles give pyrazole derivatives,^{111,121} and methanol was found to promote the dimerization of N-heterocyclic diazoolefins.¹²²

The conversion of NHOs to diazoolefins requires the presence of a terminal CH₂ group. Gellrich and coworkers reported that a *gem*-dimethylated NHO was still able to activate N₂O.¹²³ They observed cleavage of the exocyclic double bond to give the urea **59** along with azine **60** (Scheme 25). The latter was formed by denitrogenative coupling of 2-diazopropane.

Recently, the Hansmann group reported the synthesis of the diazophosphorus ylide **61**.¹²⁴ The diazo compound was obtained by combining carbodiphosphoranes Ph₃P=C=PR₃ (R = Ph or *n*Bu) with nitrous oxide (Scheme 26). The ylide serves as a selective transfer reagent for the fragments Ph₃PC and CN₂. Furthermore, carbon-atom transfer was observed in reactions of **61** with aldehydes and ketones.

8. Conclusions

In synthetic chemistry, nitrous oxide is well known for its ability to act as an oxygen-atom transfer reagent. The present review highlights a distinct reactivity of N₂O: diazo transfer. Although

the application of N₂O for diazo transfer dates back to the 19th century, it is only in recent years that these reactions have received increased interest.

High-yielding diazo transfer reactions with N₂O were realized with a range of compounds including lithium amides, metalated arenes and alkanes, N-heterocyclic carbenes, N-heterocyclic olefins, and carbodiphosphoranes. The reactions with these nucleophiles are likely initiated by an attack at the terminal nitrogen atom of N₂O. In the case of carbenes and amides, the corresponding diazoates could be isolated and characterized. For other nucleophiles, spontaneous N–O bond rupture gave directly nitrogen-containing products.

Several of the compounds described in this review can be prepared by using alternative synthetic procedures. In this case, the advantages and disadvantages of the N₂O-based methodology must be balanced considering specific constraints (yields, costs, time, availability of N₂O, *etc.*). For some compounds, nitrous oxide remains the sole viable option for synthesis to date. Alkynyl triazenes, for example, can thus far only be accessed with N₂O. These activated alkynes are very attractive starting materials for synthetic organic chemistry.⁶⁶

Overall, we hope to have shown with this review that nitrous oxide is more than a simple O-atom donor. Efficient diazo transfer was observed in reactions with a range of carbon- and nitrogen-based nucleophiles. We are confident that there is significant room for further developments. Nitrous oxide has the potential to become a routinely used reagent in synthetic organic and inorganic chemistry.

Data availability

No primary research results, software or code have been included and no new data were generated or analysed as part of this review.

Author contributions

A. G. and K. S. co-wrote the manuscript.

Conflicts of interest

There are no conflicts to declare.

Acknowledgements

The work was supported by the European Union under the Marie Skłodowska-Curie fellowship HORIZON-TMA-MSCA-PF-GF No. 1011150286, by the Swiss National Science Foundation, and by the École Polytechnique Fédérale de Lausanne (EPFL).

References

- H. Davy, *Researches, Chemical and Philosophical; Chiefly Concerning Nitrous Oxide, or Dephlogisticated Nitrous Air, and its Respiration*, Printed for J. Johnson, 1800,



- London, available at: <https://wellcomecollection.org/works/wtdr8dvd>.
- 2 BBC News, Nitrous oxide: Laughing gas possession becomes illegal, retrieved June 6th, 2024, <https://www.bbc.com/news/uk-67344299>.
- 3 R. L. Thompson, L. Lassaletta, P. K. Patra, C. Wilson, K. C. Wells, A. Gressent, E. N. Koffi, M. P. Chipperfield, W. Winiwarter, E. A. Davidson, H. Tian and J. G. Canadell, *Nat. Clim. Change*, 2019, **9**, 993–998.
- 4 (a) D. Kanter, D. L. Mauzerall, A. R. Ravishankarac, J. S. Daniel, R. W. Portmann, P. M. Grabiell, W. R. Moomaw and J. N. Galloway, *Proc. Natl. Acad. Sci. U. S. A.*, 2013, **110**, 4451–4457; (b) A. R. Ravishankara, J. S. Daniel and R. W. Portmann, *Science*, 2009, **326**, 123–125.
- 5 D. S. Reay, E. A. Davidson, K. A. Smith, P. Smith, J. M. Melillo, F. Dentener and P. J. Crutzen, *Nat. Clim. Change*, 2012, **2**, 410–416.
- 6 (a) X. Wu, J. Du, Y. Gao, H. Wang, C. Zhang, R. Zhang, H. He, G. Lu and Z. Wu, *Chem. Soc. Rev.*, 2024, DOI: [10.1039/d3cs00919j](https://doi.org/10.1039/d3cs00919j); (b) Z. Zhuang, B. Guan, J. Chen, C. Zheng, J. Zhou, T. Su, Y. Chen, C. Zhu, X. Hu, S. Zhao, J. Guo, H. Dang, Y. Zhang, Y. Yuan, C. Yi, C. Xu, B. Xu, W. Zeng, Y. Li, K. Shi, Y. He, Z. Wei and Z. Huang, *Chem. Eng. J.*, 2024, **486**, 150374; (c) L. Alves, L. I. V. Holz, C. Fernandes, P. Ribeirinha, D. Mendes, D. P. Fagg and A. Mendes, *Renewable Sustainable Energy Rev.*, 2022, **155**, 111916; (d) U. Singh, M. Algren, C. Schoeneberger, C. Lavallais, M. G. O'Connell, D. Oke, C. Liang, S. Das, S. D. Salas and J. B. Dunn, *iScience*, 2022, **25**, 105661; (e) L. Li, J. Xu, J. Xu and J. Han, *Environ. Sci. Technol.*, 2014, **48**, 5290–5297.
- 7 (a) P. Capała, M. Ruzsak, A. Rudawska, M. Inger and M. Wilk, *Appl. Sci.*, 2023, **13**, 7492; (b) J. Pérez-Ramírez, F. Kapteijn, K. Schöffel and J. A. Moulijn, *Appl. Catal., B*, 2003, **44**, 117–151.
- 8 (a) S. He, Y. Han and X. Qin, *J. Environ. Sci.*, 2024, DOI: [10.1016/j.jes.2024.03.014](https://doi.org/10.1016/j.jes.2024.03.014); (b) F. Cavani and H. Teles, *ChemSusChem*, 2009, **2**, 508–534.
- 9 A Chinese Chemical Company Captures and Reuses 6000 Tons of a Super-Polluting Greenhouse Gas, *Inside Climate News report*, <https://insideclimatenews.org/news/02102020/china-super-pollutants-nitrous-oxide-linggas-henan-shenma/>, retrieved June 6th, 2024.
- 10 (a) F. Thrun, V. Hickmann, C. Stock, A. Schäfer, W. Maier, M. Breugst, N. E. Schlörer, A. Berkessel and J. H. Teles, *J. Org. Chem.*, 2019, **84**, 13211–13220; (b) BASF Starts Up a New Production Facility for Intermediates, BASF news release, <https://www.chemicalonline.com/doc/basf-starts-up-a-new-production-facility-for-0001> retrieved June 6th, 2024; (c) J. H. Teles, B. Roessler, R. Pinkos, T. Genger and T. Preiss, Method for producing a ketone, *US Pat.*, US7449606, 2008.
- 11 K. O. Denisova, A. A. Ilyin, R. N. Rumyantsev, A. P. Ilyin and A. V. Volkova, *Russ. J. Gen. Chem.*, 2019, **89**, 1338–1346.
- 12 V. N. Parmon, G. I. Panov and A. S. Noskov, *Catal. Today*, 2005, **100**, 115–131.
- 13 (a) I. Surin, Z. Tang, J. Geiger, S. Damir, H. Eliasson, M. Agrachev, F. Krumeich, S. Mitchell, V. A. Kondratenko, E. V. Kondratenko, G. Jeschke, R. Erni, N. López and J. Pérez-Ramírez, *Adv. Mater.*, 2023, **35**, 2211260; (b) Q. Yang, I. Surin, J. Geiger, H. Eliasson, M. Agrachev, V. A. Kondratenko, A. Zanina, F. Krumeich, G. Jeschke, R. Erni, E. V. Kondratenko, N. López and J. Pérez-Ramírez, *ACS Catal.*, 2023, **13**, 15977–15990; (c) Z. Tang, I. Surin, A. Rasmussen, F. Krumeich, E. V. Kondratenko, V. A. Kondratenko and J. Pérez-Ramírez, *Angew. Chem., Int. Ed.*, 2022, **61**, e202200772.
- 14 A. V. Leont'ev, O. A. Fomicheva, M. V. Proskurnina and N. S. Zefirov, *Russ. Chem. Rev.*, 2001, **70**, 91–104.
- 15 K. A. Dubkov, G. I. Panov and V. N. Parmon, *Russ. Chem. Rev.*, 2017, **86**, 510–529.
- 16 A. M. Arinaga, M. C. Ziegelski and T. J. Marks, *Angew. Chem., Int. Ed.*, 2021, **60**, 10502–10515.
- 17 K. Severin, *Chem. Soc. Rev.*, 2015, **44**, 6375–6386.
- 18 For selected recent publications describing the oxidation of main group element compounds with N₂O, see: (a) M. Jörges, S. Mondal, M. Kumar, P. Duari, F. Krischer, J. Löffler and V. H. Gessner, *Organometallics*, 2024, **43**, 585–593; (b) L. Groll, J. A. Kelly and S. Inoue, *Chem.–Asian J.*, 2024, **19**, e202300941; (c) T. S. Koptseva, M. V. Moskalev, E. V. Baranov and I. L. Fedushkin, *Organometallics*, 2023, **42**, 965–970; (d) J. Schoening, C. Wölper and S. Schulz, *Eur. J. Inorg. Chem.*, 2022, e202200638; (e) P. Garg, D. Dange, Y. Jiang and C. Jones, *Dalton Trans.*, 2022, **51**, 7838–7844; (f) Y. Xiong, S. Yao, A. Ruzicka and M. Driess, *Chem. Commun.*, 2021, **57**, 5965–5968; (g) D. Dhara, P. K. Pal, R. Dolai, N. Chrysochos, H. Rawat, B. J. Elvers, I. Krummenacher, H. Braunschweig, C. Schulke, V. Chandrasekhar, U. D. Priyakumar and A. Jana, *Chem. Commun.*, 2021, **57**, 9546–9549; (h) N. Szykiewicz, J. Chojnacki and R. Grubba, *Inorg. Chem.*, 2020, **59**, 6332–6337; (i) L. Anthore-Dalion, E. Nicolas and T. Cantat, *ACS Catal.*, 2019, **9**, 11563–11567; (j) A. V. Protchenko, P. Vasko, D. C. H. Do, J. Hicks, M. Á. Fuentes, C. Jones and S. Aldridge, *Angew. Chem., Int. Ed.*, 2019, **58**, 1808–1812.
- 19 For reviews, see: (a) S. Sinhababu, Y. Lakliang and N. P. Mankad, *Dalton Trans.*, 2022, **51**, 6129–6147; (b) S. R. Pauleta, M. S. P. Carepo and I. Moura, *Coord. Chem. Rev.*, 2019, **387**, 436–449; (c) S. R. Pauleta, S. Dell'Acqua and I. Moura, *Coord. Chem. Rev.*, 2013, **257**, 332–349; (d) W. B. Tolman, *Angew. Chem., Int. Ed.*, 2010, **49**, 1018–1024.
- 20 For selected recent publications describing the activation of N₂O by synthetic transition metal complexes, see: (a) J. Bermejo, I. Ortega-Lepe, L. L. Santos, N. Rendón, J. López-Serrano, E. Álvarez and A. Suárez, *Chem. Commun.*, 2024, **60**, 1575–1578; (b) N. P. Mankad, *Chem. Sci.*, 2024, **15**, 1820–1828; (c) L. M. A. Quintana, Y. Yang, A. Ramanathan, N. Jiang, J. Bacsá, L. Maron and H. S. La Pierre, *Chem. Commun.*, 2021, **57**, 6664–6667; (d) C.-W. Hsu, S. C. Rathnayaka, S. M. Islam, S. N. MacMillan and N. P. Mankad, *Angew. Chem., Int. Ed.*, 2020, **59**, 627–631; (e) J. D. Smith, E. Chil, W. E. Piers and



- D. M. Spasyuk, *Polyhedron*, 2018, **155**, 281–290; (f) D. W. Beh, W. E. Piers, I. Del Rosal, L. Maron, B. S. Gelfand, C. Gendy and J.-B. Lin, *Dalton Trans.*, 2018, **47**, 13680–13688; (g) B. J. Johnson, W. E. Antholine, S. V. Lindeman, M. J. Graham and N. P. Mankad, *J. Am. Chem. Soc.*, 2016, **138**, 13017–13110; (h) L. E. Doyle, W. E. Piers and J. Borau-Garcia, *J. Am. Chem. Soc.*, 2015, **137**, 2187–2190; (i) S. I. Kalläne, T. Braun, M. Teltewskoi, B. Braun, R. Herrmann and R. Laubenstein, *Chem. Commun.*, 2015, **51**, 14613–14616; (j) U. Jayarathne, S. R. Parmelee and N. O. Mankad, *Inorg. Chem.*, 2014, **53**, 7730–7737; (k) A. G. Tskhovrebov, E. Solari, R. Scopelliti and K. Severin, *Organometallics*, 2012, **31**, 7235–7240.
- 21 For reviews, see: (a) K. Severin, *Trends Chem.*, 2023, **5**, 574–575; (b) V. R. Landaeta and R. E. Rodríguez-Lugo, *Inorg. Chim. Acta*, 2015, **431**, 21–47.
- 22 For selected recent publications, see: (a) V. I. Timokhin, R. D. Grigg and J. M. Schomaker, *Eur. J. Inorg. Chem.*, 2024, **27**, e202300782; (b) S. Ni and J. Cornella, *Tetrahedron*, 2023, **145**, 133602; (c) H. Zhang, J. Rodrigalvarez and R. Martin, *J. Am. Chem. Soc.*, 2023, **145**, 17564–17569; (d) J. Bösken, R. E. Rodríguez-Lugo, S. Nappen, M. Trincado and H. Grützmacher, *Chem.–Eur. J.*, 2023, **29**, e202203632; (e) J. S. Stanley, X. S. Wang and J. Y. Yang, *ACS Catal.*, 2023, **13**, 12617–12622; (f) R. Deeba, S. Chardon-Noblat and C. Costentin, *ACS Catal.*, 2023, **13**, 8262–8272; (g) F. Le Vaillant, A. Mateos Calbet, S. González-Pelayo, E. J. Reijerse, S. Ni, J. Busch and J. Cornella, *Nature*, 2022, **604**, 677–683; (h) S. Ni, F. Le Vaillant, A. Mateos-Calbet, R. Martin and J. Cornella, *J. Am. Chem. Soc.*, 2022, **144**, 18223–18228; (i) I. Ortega-Lepe, P. Sánchez, L. L. Santos, P. Lara, N. Rendón, J. López-Serrano, V. Salazar-Pereda, E. Álvarez, M. Paneque and A. Suárez, *Inorg. Chem.*, 2022, **61**, 18590–18600; (j) X. Chen, H. Wang, S. Du, M. Driess and Z. Mo, *Angew. Chem., Int. Ed.*, 2022, **61**, e202114598; (k) P. Jurt, A. S. Abels, J. J. Gamboa-Carballo, I. Fernández, G. Le Corre, M. Aebli, M. G. Baker, F. Eiler, F. Müller, M. Wörle, R. Verel, S. Gauthier, M. Trincado, T. L. Gianetti and H. Grützmacher, *Angew. Chem., Int. Ed.*, 2021, **60**, 25372–25380; (l) R. Zeng, M. Feller, Y. Diskin-Posner, L. J. W. Shimon, Y. Ben-David and D. Milstein, *J. Am. Chem. Soc.*, 2018, **140**, 7061–7064; (m) R. Zeng, M. Feller, Y. Ben-David and D. Milstein, *J. Am. Chem. Soc.*, 2017, **139**, 5720–5723.
- 23 W. Wislicenus and B. Dtsch, *Chem. Ges.*, 1892, **25**, 2084–2087.
- 24 J. Haase, in *Organic Azides, Syntheses and Applications*, ed. S. Bräse and K. Banert, John Wiley & Sons, Weinheim, 2010, pp. 29–51.
- 25 (a) G. A. Vaughan, G. L. Hillhouse and A. L. Rheingold, *J. Am. Chem. Soc.*, 1990, **112**, 7994–8001; (b) G. A. Vaughan, C. D. Soffield and G. L. Hillhouse, *J. Am. Chem. Soc.*, 1989, **111**, 5491–5493.
- 26 D. J. Mindiola, L. A. Watson, K. Meyer and G. L. Hillhouse, *Organometallics*, 2014, **33**, 2760–2769.
- 27 T. Labahn, A. Mandel and J. Magull, *Z. Anorg. Allg. Chem.*, 1999, **625**, 1273–1277.
- 28 S. Demir, E. Montalvo, J. W. Ziller, G. Meyer and W. J. Evans, *Organometallics*, 2010, **29**, 6608–6611.
- 29 N. J. Hartmann, G. Wu and T. W. Hayton, *Angew. Chem., Int. Ed.*, 2015, **54**, 14956–14959.
- 30 N. J. Hartmann, G. Wu and T. W. Hayton, *Chem. Sci.*, 2018, **9**, 6580–6588.
- 31 M. Á. B. Cinco, G. Wu, N. Kaltsoyannis and T. W. Hayton, *Angew. Chem., Int. Ed.*, 2020, **59**, 8947–8951.
- 32 Y. Liang, I. Efremenko, Y. Diskin-Posner, L. Avram and D. Milstein, *Angew. Chem., Int. Ed.*, 2024, **63**, e202401702.
- 33 D. Reiter, P. Frisch, D. Wendel, F. M. Hörmann and S. Inoue, *Dalton Trans.*, 2020, **49**, 7060–7068.
- 34 For recent publications describing the coordination of N₂O to metal complexes without the formation of an additional covalent bond, see: (a) B. M. P. Lombardi, C. Gendy, B. S. Gelfand, G. M. Bernard, R. E. Wasylshen, H. M. Tuononen and R. Roesler, *Angew. Chem., Int. Ed.*, 2021, **60**, 7077–7081; (b) C. C. Mokhtarzadeh, C. Chan, C. E. Moore, A. L. Rheingold and J. S. Figueroa, *J. Am. Chem. Soc.*, 2019, **141**, 15003–15007; (c) M. R. Gyton, B. Leforestier and A. B. Chaplin, *Angew. Chem., Int. Ed.*, 2019, **58**, 15295–15298; (d) V. Zhuravlev and P. J. Malinowski, *Angew. Chem., Int. Ed.*, 2018, **57**, 11697–11700; (e) N. A. Piro, M. F. Lichterman, W. H. Harman and C. J. Chang, *J. Am. Chem. Soc.*, 2011, **133**, 2108–2111.
- 35 N. Wiberg, K. Schurz and G. Fischer, *Angew. Chem., Int. Ed. Engl.*, 1985, **24**, 1053–1054.
- 36 C. B. Yildiz, *Comput. Theor. Chem.*, 2018, **1134**, 47–53.
- 37 E. Otten, R. C. Neu and D. W. Stephan, *J. Am. Chem. Soc.*, 2009, **131**, 9918–9919.
- 38 For a computational analysis of FLP-N₂O adducts, see: T. M. Gilbert, *Dalton Trans.*, 2012, **41**, 9046–9055.
- 39 R. C. Neu, E. Otten and D. W. Stephan, *Angew. Chem., Int. Ed.*, 2009, **48**, 9709–9712.
- 40 R. C. Neu, E. Otten, A. Lough and D. W. Stephan, *Chem. Sci.*, 2011, **2**, 170–176.
- 41 For a review, see: D. W. Stephan and G. Erker, *Chem. Sci.*, 2014, **5**, 2625–2641.
- 42 G. Ménard, J. A. Hatnean, H. J. Cowley, A. J. Lough, J. M. Rawson and D. W. Stephan, *J. Am. Chem. Soc.*, 2013, **135**, 6446–6449.
- 43 M. J. Kelly, J. Gilbert, R. Tirfoin and S. Aldridge, *Angew. Chem., Int. Ed.*, 2013, **52**, 14094–14097.
- 44 E. Theuergarten, A. C. T. Kuate, M. Freytag and M. Tamm, *Isr. J. Chem.*, 2015, **55**, 202–205.
- 45 Z. Mo, E. L. Kolychev, A. Rit, J. Campos, H. Niu and S. Aldridge, *J. Am. Chem. Soc.*, 2015, **137**, 12227–12230.
- 46 A. G. Tskhovrebov, E. Solari, M. Wodrich, R. Scopelliti and K. Severin, *Angew. Chem., Int. Ed.*, 2012, **51**, 232–234.
- 47 A. G. Tskhovrebov, B. Vuichoud, E. Solari, R. Scopelliti and K. Severin, *J. Am. Chem. Soc.*, 2013, **135**, 9486–9492.
- 48 M. Göhner, P. Haiss, N. Kuhn, M. Stöbele and K.-P. Zeller, *Z. Naturforsch.*, 2013, **68**, 539–545.



- 49 E. Theuergarten, T. Bannenberg, M. D. Walter, D. Holschumacher, M. Freytag, C. G. Daniliuc, P. G. Jones and M. Tamm, *Dalton Trans.*, 2014, **43**, 1651–1662.
- 50 L. F. B. Wilm, P. Mehlmann, F. Buß and F. Dielmann, *J. Organomet. Chem.*, 2020, **909**, 121097.
- 51 A. G. Tskhovrebov, E. Solari, R. Scopelliti and K. Severin, *Inorg. Chem.*, 2013, **52**, 11688–11690.
- 52 C. Camp, L. C. E. Naested, K. Severin and J. Arnold, *Polyhedron*, 2016, **103**, 157–163.
- 53 (a) T. D. Palluccio, E. V. Rybak-Akimova, S. Majumdar, X. Cai, M. Chui, M. Temprado, J. S. Silvia, A. F. Cozzolino, D. Tofan, A. Velian, C. C. Cummins, B. Captain and C. D. Hoff, *J. Am. Chem. Soc.*, 2013, **135**, 11357–11372; (b) A. G. Tskhovrebov, E. Solari, M. D. Wodrich, R. Scopelliti and K. Severin, *J. Am. Chem. Soc.*, 2012, **134**, 1471–1473.
- 54 For a computational study, see: R. Robinson Jr., M. F. Shaw, R. Stranger and B. F. Yates, *Dalton Trans.*, 2016, **45**, 1047–1054.
- 55 (a) R. A. K. Shivaraam, M. Keener, D. K. Modder, T. Rajeshkumar, I. Živković, R. Scopelliti, L. Maron and M. Mazzanti, *Angew. Chem., Int. Ed.*, 2023, **62**, e202304051; (b) M. Falcone, L. Barluzzi, J. Andrez, F. Fadaei Tirani, I. Zivkovic, A. Fabrizio, C. Corminboeuf, K. Severin and M. Mazzanti, *Nat. Chem.*, 2019, **11**, 154–160.
- 56 L. Y. M. Eymann, R. Scopelliti, F. T. Fadaei, G. Cecot, E. Solari and K. Severin, *Chem. Commun.*, 2017, **53**, 4331–4334.
- 57 L. Y. M. Eymann, R. Scopelliti, F. Fadaei Tirani and K. Severin, *Chem.–Eur. J.*, 2018, **24**, 7957–7963.
- 58 A. Thakur, P. K. Vardhanapu, G. Vijaykumar, P. K. Hota and S. K. Mandal, *Eur. J. Inorg. Chem.*, 2016, 913–920.
- 59 R. Meier, *Chem. Ber.*, 1953, **86**, 1483–1492.
- 60 G. Kiefer, T. Riedel, P. J. Dyson, R. Scopelliti and K. Severin, *Angew. Chem., Int. Ed.*, 2015, **54**, 302–305.
- 61 G. Koga and J.-P. Anselme, *Chem. Commun.*, 1968, 446–447.
- 62 Y. Liu, L. Y. M. Eymann, E. Solari, F. Fadaei Tirani, R. Scopelliti and K. Severin, *Inorg. Chem.*, 2018, **57**, 11859–11863.
- 63 For reviews, see: (a) W. Dong, Z. Chen, J. Xu, M. Miao and H. Ren, *Synlett*, 2016, **27**, 1318–1334; (b) Y. Zhang, D. Cao, W. Liu, H. Hu, X. Zhang and C. Liu, *Curr. Org. Chem.*, 2015, **19**, 151–178; (c) H. Sun and Y. Huang, *Synlett*, 2015, **26**, 2751–2762; (d) D. K. Kölmel, N. Jung and S. Bräse, *Aust. J. Chem.*, 2014, **67**, 328–336; (e) D. B. Kimball and M. M. Haley, *Angew. Chem., Int. Ed.*, 2002, **41**, 3338–3351.
- 64 F.-X. Felpin and S. Sengupta, *Chem. Soc. Rev.*, 2019, **48**, 1150–1193.
- 65 Lithium aminodiazotates should not be isolated, because they can be explosive in the dry state.
- 66 A. A. Suleymanov and K. Severin, *Angew. Chem., Int. Ed.*, 2021, **60**, 6879–6889.
- 67 A. A. Suleymanov, R. Scopelliti, F. Fadaei Tirani and K. Severin, *Org. Lett.*, 2018, **20**, 3323–3326.
- 68 F. G. Perrin, G. Kiefer, L. Jeanbourquin, S. Racine, D. Perrotta, J. Waser, R. Scopelliti and K. Severin, *Angew. Chem., Int. Ed.*, 2015, **54**, 13393–13396.
- 69 The adducts of carboxylic acids and alkynyl triazenes can undergo subsequent reactions. See: (a) M. Yu, L. Zeng, G. Xu and S. Cui, *J. Org. Chem.*, 2023, **88**, 12150–12161; (b) X. Bao, L. Zeng, J. Jin and S. Cui, *J. Org. Chem.*, 2022, **87**, 2821–2830; (c) C. Wang, Z. Lai, H. Xie and S. Cui, *Angew. Chem., Int. Ed.*, 2021, **60**, 5147–5151; (d) J.-F. Tan, C. T. Bormann, K. Severin and N. Cramer, *Chem. Sci.*, 2021, **12**, 9140–9145.
- 70 I. R. Landman, E. Acuña-Bolomey, R. Scopelliti, F. Fadaei-Tirani and K. Severin, *Org. Lett.*, 2019, **21**, 6408–6412.
- 71 L. N. Jeanbourquin, R. Scopelliti, F. Fadaei Tirani and K. Severin, *Org. Lett.*, 2017, **19**, 2070–2073.
- 72 L. Zeng, Z. Lai, C. Zhang, H. Xie and S. Cui, *Org. Lett.*, 2020, **22**, 2220–2224.
- 73 J.-F. Tan, C. T. Bormann, F. G. Perrin, F. M. Chadwick, K. Severin and N. Cramer, *J. Am. Chem. Soc.*, 2019, **141**, 10372–10383.
- 74 D. Kossler, F. G. Perrin, A. A. Suleymanov, G. Kiefer, R. Scopelliti, K. Severin and N. Cramer, *Angew. Chem., Int. Ed.*, 2017, **56**, 11490–11493.
- 75 T. Wezeman, R. Scopelliti, F. Fadaei-Tirani and K. Severin, *Adv. Synth. Catal.*, 2019, **361**, 1383–1388.
- 76 J.-F. Tan, C. T. Bormann, K. Severin and N. Cramer, *ACS Catal.*, 2020, **10**, 3790–3796.
- 77 C. T. Bormann, F. G. Abela, R. Scopelliti, F. Fadaei-Tirani and K. Severin, *Eur. J. Org. Chem.*, 2020, 2130–2139.
- 78 L. N. Jeanbourquin, R. Scopelliti, F. Fadaei Tirani and K. Severin, *Helv. Chim. Acta*, 2017, **100**, e1700186.
- 79 Z. Mao and H. Zeng, *RSC Adv.*, 2022, **12**, 24857–24860.
- 80 (a) S. Xu, L. Zeng and S. Cui, *Org. Lett.*, 2022, **24**, 2689–2693; (b) A. A. Suleymanov, R. Scopelliti, F. Fadaei Tirani and K. Severin, *Adv. Synth. Catal.*, 2018, **360**, 4178–4183.
- 81 C. T. Bormann, F. Fadaei-Tirani, R. Scopelliti and K. Severin, *Org. Biomol. Chem.*, 2021, **19**, 8113–8117.
- 82 E. Michel, F. F. Grieser, A. V. Mackenroth, M. Schukin, P. Krämer, S. Tahir, F. Rominger, M. Rudolph and A. S. K. Hashmi, *Angew. Chem., Int. Ed.*, 2023, **62**, e202309274.
- 83 J.-F. Tan, C. T. Bormann, K. Severin and N. Cramer, *Chem. Sci.*, 2022, **13**, 3409–3415.
- 84 C. T. Bormann, C. Mathew, M. M. António, A. Trotti, F. Fadaei-Tirani and K. Severin, *J. Org. Chem.*, 2022, **87**, 16882–16886.
- 85 K. Banert and O. Plefka, *Angew. Chem., Int. Ed.*, 2011, **50**, 6171–6174.
- 86 Z. Lai, C. Wang, J. Li and S. Cui, *Org. Lett.*, 2020, **22**, 2017–2021.
- 87 B. Wei, W.-X. Zhang and Z. Xi, *Dalton Trans.*, 2018, **47**, 12540–12545.
- 88 For reviews, see: (a) D. Yadagiri, M. Rivas and V. Gevorgyan, *J. Org. Chem.*, 2020, **85**, 11030–11046; (b) I. P. Filippov, G. D. Titov and N. V. Rostovskii, *Synthesis*, 2020, 3564–3576.
- 89 I. R. Landman, F. Fadaei-Tirani and K. Severin, *Chem. Commun.*, 2021, **57**, 11537–11540.
- 90 For a computational study, see: R. Monreal-Corona, E. Besalú, A. Pla-Quintana and A. Poater, *Org. Chem. Front.*, 2022, **9**, 4347–4357.



- 91 F. M. Beringer, J. A. Farr and S. Sands, *J. Am. Chem. Soc.*, 1953, **75**, 3984–3987.
- 92 R. Meier and K. Rappold, *Angew. Chem.*, 1953, **65**, 560–561.
- 93 For metal-catalyzed coupling reactions of aryl Grignard reagents with N₂O, see: G. Kiefer, L. Jeanborquin and K. Severin, *Angew. Chem., Int. Ed.*, 2013, **52**, 6302–6305.
- 94 M. L. Hays and T. P. Hanusa, *Tetrahedron Lett.*, 1995, **36**, 2435–2436.
- 95 A. N. Nesmeyanov, E. G. Perevalova and T. V. Nikitina, *Dokl. Akad. Nauk SSSR*, 1961, **138**, 1118–1121.
- 96 M. Kurusawa, T. Nankawa, T. Matsuda, K. Kubo, M. Kurihara and H. Nishihara, *Inorg. Chem.*, 1999, **38**, 5113.
- 97 A. G. Tskhovrebov, L. C. E. Neasted, E. Solari, R. Scopelliti and K. Severin, *Angew. Chem., Int. Ed.*, 2015, **54**, 1289–1292.
- 98 R. Raue, *Methine Dyes and Pigments, Ullman's Encyclopedia of Industrial Chemistry*, Wiley-VCH, Weinheim, 2000, pp. 1–55.
- 99 L. Y. M. Eymann, A. G. Tskhovrebov, A. Sienkiewicz, J. L. Bila, I. Živković, H. M. Rønnow, M. D. Wodrich, L. Vannay, C. Corminboeuf, P. Pattison, E. Solari, R. Scopelliti and K. Severin, *J. Am. Chem. Soc.*, 2016, **138**, 15126–15129.
- 100 F. M. Chadwick, B. F. E. Curchod, R. Scopelliti, F. Fadaei Tirani, E. Solari and K. Severin, *Angew. Chem., Int. Ed.*, 2019, **58**, 1764–1767.
- 101 L. Y. M. Eymann, R. Scopelliti, F. Fadaei-Tirani and K. Severin, *Chem.-Eur. J.*, 2018, **24**, 7957–7963.
- 102 For reviews, see: (a) G. Mahantesh, D. Sharma, R. Dandela and V. Dhayalan, *Chem.-Eur. J.*, 2023, **29**, e202302106; (b) S. Naumann, *Chem. Commun.*, 2019, **55**, 11658–11670; (c) M. M. D. Roy and E. Rivard, *Acc. Chem. Res.*, 2017, **50**, 2017–2025.
- 103 L. Y. M. Eymann, P. Varava, A. M. Shved, B. F. E. Curchod, Y. Liu, O. M. Planes, A. Sienkiewicz, R. Scopelliti, F. Fadaei Tirani and K. Severin, *J. Am. Chem. Soc.*, 2019, **141**, 17112–17116.
- 104 E. Müller, D. Ludsteck and W. Rundel, *Angew. Chem.*, 1955, **67**, 617.
- 105 E. Müller and W. Rundel, *Chem. Ber.*, 1957, **90**, 1302–1306.
- 106 W. Rundel and P. Kästner, *Liebigs Ann. Chem.*, 1964, **686**, 88–91.
- 107 C. Chen, C. D. Daniliuc, G. Kehr and G. Erker, *Angew. Chem., Int. Ed.*, 2021, **60**, 19905–19911.
- 108 For reviews, see: (a) M. M. Hansmann, *Angew. Chem., Int. Ed.*, 2023, **62**, e202304574; (b) R. Knorr, *Chem. Rev.*, 2004, **104**, 3795–3849; (c) W. Kirmse, *Angew. Chem., Int. Ed. Engl.*, 1997, **36**, 1164–1170; (d) D. Bourissou and G. Bertrand, *C. R. Acad. Sci., Ser. IIB*, 1996, 489–506.
- 109 P. W. Antoni, C. Golz, J. J. Holstein, D. A. Pantazis and M. M. Hansmann, *Nat. Chem.*, 2021, **13**, 587–593.
- 110 M. M. Hansmann, P. W. Antoni and H. Pesch, *Angew. Chem., Int. Ed.*, 2020, **59**, 5782–5787.
- 111 P. Varava, Z. Dong, R. Scopelliti, F. Fadaei-Tirani and K. Severin, *Nat. Chem.*, 2021, **13**, 1055–1060.
- 112 D. Meleschko, P. Palui, R. M. Gomila, G. Schnakenburg, A. C. Filippou, A. Frontera and A. Bismuto, *Angew. Chem., Int. Ed.*, 2024, **63**, e202405400.
- 113 P. W. Antoni, J. Reitz and M. M. Hansmann, *J. Am. Chem. Soc.*, 2021, **143**, 12878–12885.
- 114 J. Reitz, P. W. Antoni, J. J. Holstein and M. M. Hansmann, *Angew. Chem., Int. Ed.*, 2023, **62**, e202301486.
- 115 T. Eisner, A. Kostenko, F. J. Kiefer and S. Inoue, *Chem. Commun.*, 2024, **60**, 558–561.
- 116 B. Kooij, Z. Dong, F. Fadaei-Tirani, R. Scopelliti and K. Severin, *Angew. Chem., Int. Ed.*, 2023, **62**, e202308625.
- 117 For the spectroscopic characterization of an N-heterocyclic vinylidene, see: Y. Kutin, J. Reitz, P. W. Antoni, A. Savitski, D. A. Pantazis, M. Kasanmaschef and M. M. Hansmann, *J. Am. Chem. Soc.*, 2021, **143**, 21410–21415.
- 118 For vinylidene complexes of type (NHC)=C=ML_n, see: (a) S. Kumar, L. R. Maurer, G. Schnakenburg, U. Das and A. C. Filippou, *Angew. Chem., Int. Ed.*, 2024, **63**, e202400227; (b) B. Kooij, P. Varava, F. Fadaei-Tirani, R. Scopelliti, D. A. Pantazis, G. P. Van Trieste III, D. C. Powers and K. Severin, *Angew. Chem., Int. Ed.*, 2023, **62**, e202214899; (c) B. Kooij, Z. Dong, P. Varava, F. Fadaei-Tirani, R. Scopelliti, L. Piveteau and K. Severin, *Chem. Commun.*, 2022, **58**, 4204–4207.
- 119 For a metal-mediated vinylidene-carbene coupling, see: B. Kooij, D. Chen, F. Fadaei-Tirani and K. Severin, *Angew. Chem., Int. Ed.*, 2024, e202407945.
- 120 W. Feuerstein, P. Varava, F. Fadaei-Tirani, R. Scopelliti and K. Severin, *Chem. Commun.*, 2021, **57**, 11509–11512.
- 121 S. Hauer, J. Reitz, T. Koike, R. Wolf and M. Hansmann, *Angew. Chem., Int. Ed.*, 2024, e202410107.
- 122 P. Varava, T. H. Wong, Z. Dong, A. Yu. Gitlina, A. Sienkiewicz, W. Feuerstein, R. Scopelliti, F. Fadaei-Tirani and K. Severin, *Angew. Chem., Int. Ed.*, 2023, **62**, e202303375.
- 123 J. Ariai, J. Becker and U. Gellrich, *Eur. J. Org. Chem.*, 2024, **27**, e202301252.
- 124 T. Koike, J.-K. Yu and M. M. Hansmann, *Science*, 2024, **385**, 305–311.

