



Microplastics in ecosystems: their implications and mitigation pathways†

Cite this: *Environ. Sci.: Adv.*, 2022, 1, 9

Poritosh Roy,^{ab} Amar K. Mohanty^{ID} *^{ab} and Manjusri Misra^{ID} *^{ab}

Microplastic (MP) pollution is an emerging threat to terrestrial and aquatic ecosystems. It is abundant, environmentally persistent, and complex. Environmental, economic, and societal concerns over the effect of MP pollution in ecosystems have attracted enormous attention for research on alternatives and potential remediation options. Plastic/MP pollution in aquatic ecosystems has been extensively studied and summarized; however, studies on terrestrial ecosystems are limited. Neither recent technological advances in the remediation of MP pollution nor their economic and societal implications have been thoroughly examined. This study compiled information on MP pollution in ecosystems and food chains, emphasizing the terrestrial ecosystem, recent technological advances, economic and societal implications, and the remediation of microplastic pollution. The perspectives of future activities have also been discussed and a potential remediation pathway has been outlined. MPs are pervasive in all channels (soil, water and atmosphere) of human interactions and hazardous to biota in ecosystems, eventually contaminating food systems and affecting human health. Leaked plastics, plastic-containing products (biosolids, wastewater, fertilizers, and pesticides), and plastic mulch used in agriculture, polyamide fabrics, and cosmetics products are the major sources of MP pollution. The development of alternatives to conventional plastics and materials that can abate or minimize the problems associated with MPs and the improvement in waste management systems to stop plastic waste leakage into ecosystems as well as cleanup drives are critical to eradicating MPs. Biodegradable plastic is recognized as an alternative to conventional plastic as it degrades faster than conventional plastics and is more prone to microorganisms. Biodegradable plastics coupled with bioremediation (eradicating MPs by using microorganisms) of MPs show a potential means to eradicate problems associated with MPs polluting ecosystems. Consequently, biodegradable plastics that are produced from non-edible biomass such as algae can be a potential pathway to eradicate MP pollution for sustainable ecosystems. Therefore, comprehensive studies are essential to assess the environmental, economic and social impacts of biodegradable plastics and bioremediation of MPs in ecosystems to avoid any potential risk to ecosystems and health.

Received 16th September 2021
Accepted 6th February 2022

DOI: 10.1039/d1va00012h

rsc.li/esadvances

Environmental significance

The growing concerns about the environmental, economic, and societal impacts of microplastics have drawn enormous attention towards methods that can help eradicate microplastics from ecosystems. Although plastic/microplastic pollution mitigation strategies have been extensively studied for aquatic ecosystems, terrestrial ecosystems and food systems are both understudied. Technological advances in the plastic sector should have strategies to eradicate microplastics. This study summarizes the role of microplastics centering around their presence in terrestrial ecosystems and food systems, the economic and societal implications, and recent technological advances to combat their pollution. A potential microplastic remediation pathway could include bioremediation coupled with biodegradable plastic from renewable sources. The use of a remediation pathway would be a potential method to eradicate microplastic pollution from ecosystems.

Introduction

Plastic products have become an integral part of every human activity because of their light weight and convenience, thus becoming ubiquitous in all facets of the economy.¹ The increasing demand for plastics leads to increasing production and waste generation, which has created enormous problems, especially in the form of single-use plastics. In 2018, global

^aSchool of Engineering, University of Guelph, Thornbrough Building, 50 Stone Road East, Guelph, Ontario N1G 2W1, Canada. E-mail: mohanty@uoguelph.ca; mmisra@uoguelph.ca

^bBioproducts Discovery and Development Centre, Department of Plant Agriculture, University of Guelph, Crop Science Building, 50 Stone Road East, Guelph, Ontario N1G 2W1, Canada

† Electronic supplementary information (ESI) available. See DOI: 10.1039/d1va00012h



plastic production was 359 million tonnes,^{2,3} and its production is predicted to increase due to growing populations and increasing demands. The packaging sector is the main contributor to total global plastic waste, followed by textiles, consumer products and other sectors.⁴

Municipal solid waste (MSW) generation is predicted to increase by 70% by 2050.⁵ Plastics in MSW are also increasing dramatically with the increasing use of plastic products, especially single-use plastics. For example, in the United States of America, plastics in MSW went from 25.6 million tonnes in 2000 to 35.4 million tonnes in 2017.⁶ Canada produces about 3.3 million tonnes of plastic waste each year and sends 86% (2.8 million tonnes) to landfills.⁷⁻⁹ In Canada, the major sources of waste plastics are packaging, auto and electronics industries, agriculture, *etc.* Common agricultural plastic waste is plastic mulch, bale/silage wraps, bags, greenhouse film, containers, *etc.*¹⁰ Biodegradable plastic mulch has also been used in agriculture to mitigate the problems associated with the disposal of used plastic mulch.¹¹ The use of plastic mulch in agriculture is

also growing. For example, in China, plastic mulching increased from 0.6 million tonnes in 1991 to 2.6 million tonnes in 2015.¹² Annually, Canadian agriculture uses 40 000 tonnes of plastics; however, only about 5000 tonnes of this plastic is recycled.¹³ Plastics used in agriculture are known to be one of the major sources of plastic pollution in soil or agroecosystems.

The benefit of plastics in society is undeniable; however, mismanaged waste plastics become hazardous to ecosystems. Growing plastic pollution has created enormous challenges to ecosystems. Globally, mismanaged plastic waste is predicted to be 69.1 million tonnes in 2025,³ which is expected to end up in landfills or in the oceans, which eventually fragments/degrades into microplastics (MPs) and finally into nanoplastics (NPs). Annually, about 4–23 times more plastic waste is released into terrestrial ecosystems compared to marine ecosystems.¹² Plastic waste and MPs in aquatic ecosystems are creating enormous problems for the biota in aquatic ecosystems such as endangered polychaetes, crustaceans, zooplankton, *etc.*; thus, the marine biodiversity.¹⁴ In terrestrial ecosystems, it affects soil



Dr Poritosh Roy is an Agricultural Engineer (P. Eng). His areas of research interest are value-added product development from biomass (thermochemical and biochemical conversion, co-processing), bio-based economy, bioprocessing & bioreactor design, food processing, industrial symbiosis, life cycle assessment and life cycle costing of agri-food industries. He has authored/co-

authored 58 peer-reviewed research articles and 5 book chapters. He served as a Guest Editor for special issues of Sustainability (MDPI) and AIMS Energy (AIMS Press). He is an Editorial Board Member of 'AIMS Energy' and the 'Journal of Food Science and Nutrition Therapy'. Currently, Dr Roy is working as a researcher at the Bioproducts Discovery and Development Centre (BDDC) and Special Graduate Faculty at the School of Engineering, University of Guelph, Ontario, Canada.



Prof. Amar Mohanty is a Distinguished Research Chair in Sustainable Biomaterials at the Ontario Agriculture College and the Director of the Bioproducts Discovery and Development Centre. He is a Professor in the Department of Plant Agriculture and School of Engineering at the University of Guelph, Ontario, Canada. Dr Mohanty is the Editor-in-Chief of Sustainable Composites @ Composites Part

C – Open Access. He is one of the most cited researchers worldwide with more than 800 publications to his credit, including 434 peer-reviewed journal papers, 6 edited books, over 400 conference presentations, 25 book chapters, and 67 patents awarded/applied (Google Scholar citations 42,757, h-index 93 as of December 4, 2021). He has received many awards, the most recent one being the prestigious Miroslaw Romanowski Medal in 2021 for his significant scientific contributions to the resolution of environmental problems from the Royal Society of Canada. He has also received the Synergy Award for Innovation from the Natural Sciences and Engineering Research Council of Canada (NSERC), the Andrew Chase Forest Products Division Award from the American Institute of Chemical Engineers (AIChE) and the Lifetime Achievement Award from the BioEnvironmental Polymer Society (BEPS). Prof. Mohanty is a Fellow of the Royal Society of Canada, the American Institute of Chemical Engineers, the Royal Society of Chemistry (UK) and the Society of Plastic Engineers. He is a pioneer in advanced biomaterials research with lifelong dedication to developing sustainable materials to reduce the environmental impacts of plastics. His vision of a circular economy and innovation in bioproducts for mitigating climate change has motivated a number of discoveries.



biota, seed germination, plant growth and plant productivity.^{15–17}

The primary sources of MPs and NPs are plastic powder used in cosmetics, paint and coating, and detergents; however, waste plastics, abrasion of tires, urban dust, and synthetic cloths are known to be the secondary sources.^{18,19} Other sources of MPs/NPs are the plastics used in households, industry, fishing, and agriculture.^{19,20} Both synthetic and biopolymers are responsible for terrestrial and aquatic plastic pollution. Fig. 1 shows an overview of the sources of MPs, their impacts and migration pathways.²¹ The size of 95% of microbeads used in personal care products was less than 300 μm , and the concentration of microbeads in personal care products was noted to be 1.9–71.9 mg g^{-1} of products.²² Particles equal to or smaller than 1 mm are the most abundant in aquatic, marine, and terrestrial environments. These tiny particles are recognized as hazardous elements, and their impact on human health is understudied and not well understood.^{23–25} The presence of degraded plastics in all ecosystems affects the soil, water, and atmospheric environment, thus creating adverse impacts on aquatic and

terrestrial biota. At the same time, food and feed chains are gradually becoming contaminated with plastic particles (MPs, NPs, *etc.*). The growing plastic pollution problem could have a long-lasting impact on ecosystems and the health of living beings.

MPs in terrestrial and aquatic ecosystems and food systems have been extensively studied,^{17,26–29} however, there are no studies that compiled the information on plastics/MPs/NPs in terrestrial ecosystems and food systems highlighting either recent technological advances or environmental, economic, and societal issues of plastic pollution, especially MPs from biodegradable plastics. Several reviews have been conducted on plastic/MP/NP pollution in aquatic ecosystems,^{28–33} terrestrial ecosystems^{34–36} and food systems,³⁷ where the authors have discussed either physiochemical properties, behavior, toxicity or remediation of MPs/NPs. This study compiles information on plastic pollution in terrestrial and aquatic ecosystems, and food systems and discusses some recent initiatives to combat the evolving problems associated with plastic pollution, especially MPs in the atmosphere, water, soil, and food chains from both conventional and biodegradable plastics, and their implications in ecosystems.



Dr Manjusri Misra is a Professor and Tier 1 Canada Research Chair (CRC) in Sustainable Biocomposites in the School of Engineering and holds a joint appointment in the Department of Plant Agriculture at the University of Guelph. As well, she is the Research Program Director of the Bioeconomy Panel for the Ontario Agri-Food Innovation Alliance, a program between the Ontario Ministry of Agriculture

and Rural Affairs (OMAFRA) and the University of Guelph. Dr Misra completed her Bachelors, Master's, MPhil and PhD from Ravenshaw College at Utkal University in India majoring in Chemistry with a specialization in Polymer Chemistry and Natural Fibers during her graduate program. Dr Misra's current research focuses primarily on novel bio-based composites and nanocomposites from agricultural, forestry and recycled resources for a sustainable bioeconomy moving towards a circular economy. She has authored more than 750 publications, including 425 peer-reviewed journal papers, 21 book chapters, and 53 patents. She was the editor or co-editor of 4 books in the area of biocomposites and nano-composites. She is a Fellow of the Royal Society of Chemistry (UK), the American Institute of Chemical Engineers (AIChE), and the Society of Plastic Engineers (SPE). Dr Misra has received many awards including the Synergy Award for Innovation from the Natural Sciences and Engineering Research Council of Canada (NSERC); the Andrew Chase Forest Products Division Award from the American Institute of Chemical Engineers and the Lifetime Achievement Award from the BioEnvironmental Polymer Society (BEPS). In 2020, she was selected as one of Canada's Most Powerful Women: Top 100 Award Winner in the Manulife Science and Technology category from the Women Executive Network.

Waste plastic management systems

A large amount of plastic leaks into ecosystems due to improper waste management and slowly degrades and affects ecosystems and the environment.^{38–41} It was estimated that only 9% of the global virgin plastics are recycled, 12% incinerated, and the rest are purposely (landfilled) or unintentionally dumped into the environment.^{42–44} However, in Europe, waste plastic recycling, incineration, and landfilling shared 30, 39, and 31%, respectively.⁴⁵ In Canada, 86, 9, 4, and 1% of plastic waste was landfilled, recycled, converted into energy, and abandoned in the environment in 2016, respectively.⁴⁶ In Europe, the recycling of polyethylene films has enhanced by 30% due to circular economy initiatives and attracted more investment in this sector.¹⁸ In addition, pyrolysis/co-pyrolysis (a thermal treatment is given to a feedstock or multiple feedstocks under an oxygen-deprived condition) is also becoming a potential pathway for plastic waste management because of its environmental and economic advantages^{47–50} and can be an alternative to incineration and landfilling.⁵¹

The combined management strategies may help overcome the persisting problems in plastic waste management, such as improved collection and processing, restricted and controlled access to plastic, or environmentally friendly alternative plastics. The alternative material may ease the complexity of waste segregation and collection, and the downstream waste management problems and, thus, may help reduce plastic pollution in ecosystems.

Degradation of waste plastics

Leaked or mismanaged plastics degrade into smaller fragments/particles in ecosystems over time. Plastic particles between 5 mm and 1 μm are defined as microplastics (MPs);^{12,21}





Fig. 1 An overview of the sources of microplastics, their implications and migration pathways [adapted from ref. 21, Copyright the Royal Society of Chemistry].



Fig. 2 Schematic diagram of the degradation process of waste plastics [adapted from ref. 21, Copyright the Royal Society of Chemistry].

further degradation of MPs generates finer particles which are known as nanoplastics (NPs) (Fig. 2). MPs are found in water, soil, and air,¹⁸ which are hazardous to ecosystems as these particles are ingested by soil or marine biota, causing various health problems for them and contaminating food systems. Based on the particle size, MPs are defined as small- (<1 mm), medium- (1–3 mm), and large (3–5 mm);⁵² however, particle sizes of 1–1000 μm and <1 μm are defined as NPs and picoplastics, respectively.³⁴ The fragmented plastics are also categorized as mesoplastic (5–25 mm) and macroplastic >25 mm.⁵³

The degradation processes of leaked plastics are physical-, photo-, chemical-, and biodegradation.⁵⁴ Microorganisms such as fungi (*e.g.*, *Aspergillus* sp. and *Penicillium* sp.), bacteria (*e.g.*, *Azotobacter* sp. and *Pseudomonas* sp.), and actinomycetes (*e.g.*,

Amycolatopsis sp. and *Actinomadura* sp.) can degrade both synthetic and natural plastics.⁵⁵ The degradation of leaked plastic depends on its surrounding conditions (*e.g.*, in the terrestrial or marine ecosystem), types of plastics (synthetic or natural plastics), and their characteristics (*e.g.*, hydrophobicity, molecular weight, crystallinity, hardness, forms of plastics, *etc.*).⁵⁵ Hydrophilic degradation is faster compared to hydrophobic degradation.⁵⁵ For example, the specific surface degradation rate of polylactic acid (PLA) on land is 20 times faster than that of high-density polyethylene (HDPE); however, a similar degradation was observed in the marine environment.⁵⁶ The characteristics of MPs can keep changing due to fragmentation/degradation during their residence time. The mobility of MPs is influenced by human activities, morphology,





Fig. 3 Adsorption mechanisms between microplastics and chemicals [adapted with permission from ref. 29, Copyright Elsevier, 2021].

and hydrology,⁵⁷ thus altering their bioavailability and biological fate.⁵⁸ MPs act as a sink and vectors of toxic inorganic and organic compounds and become more hazardous to biota when those compounds are released into their surroundings.⁵⁹ The fragmented or degraded plastic particles float on the water surface, settle on marine snow, submerge in different depths of water columns or settle on the seabed depending on particle sizes and absorption of chemicals or contaminants, making them accessible to all the aquatic biota and finally affecting food systems and human health.^{37,60}

The degradation of waste plastics in ecosystems is mainly driven by ultraviolet (UV)-radiation induced photooxidation, which releases monomers and oligomers and forms smaller fragments.^{58,61} The smaller polymer fragments are more susceptible to biodegradation. First, the plastic polymers degrade into their monomers, and then the monomers are finally mineralized.^{62,63} Although MPs accumulate from various sources, the oceans become the final sink for all sorts of plastic particles because MPs from upstream (either terrestrial or freshwater plastics) end up in the oceans. In addition, most of the commercial plastics (such as PE: polyethylene, PP: polypropylene, PS: polystyrene, PET: polyethylene terephthalate, PVC: polyvinyl chloride, polycarbonate, *etc.*)^{61,64–66} contain additives such as bisphenol A (BPA), phthalates, polybrominated diphenyl ethers (PBDE), *etc.*,^{61,67} which are usually not covalently bonded with the polymer and are released during the waste plastic degradation process;^{61,68} thus, creating a dynamic mixture of polymers and additives binding organic materials and contaminants to develop an ‘ecocorona’, a complex generated between MPs and organic materials present in the environment,⁶⁹ which changes their toxicity and bioavailability.⁵⁸ The ecocorona then modulates the absorption of bacteria and can form a thin layer on the surface of plastic particles, which is known as biofilm.⁵⁸ The settling of MPs and NPs depends on biofouling and the type of polymers.^{70,71}

In addition, MPs exhibit a Trojan horse effect, *i.e.*, absorb contaminants, chemicals, and heavy metals;^{72,73} thus,

increasing their toxicological effects and becoming more harmful to biota.⁷³ The pollutant absorption capacity of aged MPs is higher than that of virgin ones.^{74,75} Fig. 3 represents the adsorption mechanism between MPs and chemicals. The contaminant transportation by MPs in the marine environment depends on salinity, dissolved organic matter and temperature.²⁹ Ciprofloxacin (an organic compound) sorption capacity of MPs decreases with salinity and the cation competition reduces adsorption efficiency by 70%.^{29,75,76} The sorption behaviour of MPs also depends on the particle size, age, hydrophobicity, hydrogen bonding and specific surface ratio.²⁹ For example, the sorption of polychlorinated biphenyls (PCBs) on PVC decreased with increased chlorinated congeners because of higher cohesive density.⁷⁷

Microplastic assessment methods and tools

Several methods are being used for extracting/separating MPs from soil, sludge, sediment, and water (ESI: Table SI-1†). However, universally accepted suitable methods of MP and NP identification and quantification are lacking.^{18,19,78} Commonly used methods are sieving, filtering, heating (130 °C for 3–5 s), and density suspension for soil samples. Simultaneously, acid-, alkali-, and enzyme digestion and chemical oxidation are used to remove impurities such as organic matter.³⁴ Thermal extraction and desorption gas chromatography (TED-GC) is an integrated approach for environmental samples to characterize multicomponents in complex samples such as particles, chemicals, *etc.*⁷⁹ The weighing method (mass of MPs was measured) is used for samples that contain fewer impurities and a high mass of MPs in water or sediment.⁸⁰

Commonly used methods are visual screening, scanning electron microscopy (SEM), Raman spectroscopy, and FTIR.³⁴ Thermal extraction desorption gas chromatography-mass spectrometry (TED-GC-MS) and pyrolysis-gas chromatography



coupled with mass spectrometry (PY-GC-MS) have also been used for identifying and quantifying MPs.^{81,82} A study on beach and coastal sediments noted that Raman spectroscopy is a better assessment tool for identifying smaller particles, especially with a particle size $\leq 20 \mu\text{m}$ compared to FTIR.⁸³ However, the study also recommended FTIR and Raman spectroscopy for identifying MPs of 50–500 μm and 1–50 μm , respectively.⁸⁴

Microplastics in ecosystems

Aquatic ecosystem

Globally, about 10–20 million tonnes of plastics end up in the oceans every year because of irresponsible public behavior or inadequate waste management systems.^{85,86} Annually, about 1.2–2.4 million tonnes of plastic enter the oceans *via* rivers, with Asia contributing to 67% of this plastic waste.⁸⁷ The presence of microplastics (MPs) in the marine ecosystem was first investigated in 1971.⁸⁸ Nowadays, the presence of MPs all over the world has been identified, such as in almost all aquatic ecosystems,^{34,83,89,90} agroecosystems,²⁷ and food and beverage systems.⁹¹ MPs are harmful to both marine and human life;^{25,92} however, their toxicity is not well known.⁷⁸ The accumulation of MPs was also observed in regions that are far from population centres, such as polar-/Arctic Sea ice⁹⁰ and in remote mountains,⁹³ which indicates atmospheric deposition of MPs. It has also been reported that global warming may result in melting polar-/Arctic Sea ice and release accumulated MPs in sea ice.⁹⁰ Consequently, it is essential to understand the leakage of MPs and NPs from the use phase of plastic products.

The wastewater treatment plant is another source of plastic pollution in the aquatic systems.^{94–96} About 50% of global wastewater streams remain untreated, which adds 3.85×10^{16} MPs into the aquatic systems; however, 90% of this pollution can be abated if wastewater is treated before being released into the aquatic environment.⁹⁷ Regular laundry processes of synthetic clothes [made of polyester, polyester–elastane and polyamide–elastane (these are known as stretch fabrics, which are different than the rayon and cotton fabrics, usually used in sports clothes)] released 175–560 microfibers per g-garments in 5–10 consecutive washing cycles; where the type of fabric did not influence the release of microfibers.⁹⁴ However, the release of microfibers can be reduced by a homogeneous coating of biodegradable polymers (PLA: polylactic acid, PBSA: polybutylene succinate-*co*-butylene adipate) on the surface of polyamide fabrics.⁹⁸ For example, effluent from a textile wet processing mill contained 361.6 ± 24.5 microfibrils per L, and most of them (92%) were shorter than 1000 μm .⁹⁵ Although wastewater treatment plants (WWTPs) can remove larger MP particles, they are noted to be inefficient for removing smaller particles ($<100 \mu\text{m}$) which remain in the effluent released into aquatic ecosystems. Consequently, a WWTP annually may release more than 100 billion MP particles.³⁰

In the global marine environment, 15–51 trillion MP particles are floating with varying densities.^{97,99} For example, MP density in marginal seas and densely populated coastlines is higher than in the deep oceans.¹⁰⁰ In addition, some of the

plastic particles remain in different depths of water depending on their size and density and some are exported to the seabed.⁵⁸ MP accumulation and settling on the seafloor are also dependent on the thermohaline-driven current in the sea.¹⁰¹ The concentration of MPs in the freshwater system also varies depending on the geographical location. For example, the density of MPs in river surface water of the Tibet Plateau and Yangtze Estuary was 483–967 particles per m^3 and 4137 particles per m^3 , respectively, because of the difference in population density.¹⁰² In New Zealand, the urban water streams are noted to be one of the major sources of MPs in freshwater systems.¹⁰³ In Canada, yearly MP discharge *via* wastewater influent and effluent was 28 550 billion and 6939 billion, respectively.⁹⁷ The effluent from WWTPs contains 0.2–1.8% (0.7 particles per L), which is usually discharged on farmland in Australia.¹⁰⁴

The concentration of MPs in marine sediment varied from 42–6595 particles per kg depending on the depth and position of sampling.⁹⁹ On the other hand, the concentration of MPs in the river-bank sediment was 161–432 MPs per kg, where fibres contributed more than 88%.¹⁰⁵ In India, the concentration of MPs in high tide line and low tide line beach sediments along the southeast coast of India was noted to be $1323 \pm 1228 \text{ mg m}^{-2}$ and $178 \pm 261 \text{ mg m}^{-2}$, respectively.¹⁰⁶ MPs in the aquatic environment (1–230 μm ; $0.1\text{--}10 \text{ mg L}^{-1}$) affected the sea urchin and its offspring.¹⁰⁷

In the aquatic environment, waste plastics release chemicals/additives and other components (such as PAHs: polycyclic aromatic hydrocarbons; PCBs: polychlorinated biphenyls; EDCs: endocrine-disrupting chemicals; PBDEs: polybrominated diphenylethers; DOM: dissolved organic matter; DOC: dissolved organic carbon; POM: particle organic matter) during degradation (Fig. 4), which then affect the marine biota and transfer into food systems through ingestion, egestion, reingestion, adsorption, *etc.*²⁹ Polybutyrate adipate-*co*-terephthalate (PBAT) also exhibited greater sorption and desorption capacities of phenanthrene (an organic pollutant) compared to polyethylene (PE) and polystyrene (PS) as well as carbonaceous geosorbents.¹⁰⁸ The authors also noted that the sorption and desorption rates of MPs are correlated with the rubbery sub-fraction and the surrounding environment. Although enormous emphasis has been placed on the MP contamination in the marine ecosystem, we still lack adequate information on the oceans. Also, due to the abundance of MPs in the terrestrial ecosystem,^{109,110} attention also needs to be paid to the terrestrial ecosystems. Studies on fresh water and terrestrial ecosystems will also enhance the scope of identifying the sources of MPs in ecosystems because they are the primary receivers of agricultural and urban waste.¹¹¹

Terrestrial ecosystem

Plastic mulch used on farmland is identified as one of the main sources of microplastic (MP) contamination, along with compost, sewage sludge, biosolids, irrigation water, atmospheric deposition, road dust, *etc.*^{52,112–114} Atmospheric deposition of MPs on the ground in urban and remote locations took place during both the dry and wet periods.¹¹⁵ Biosolid (solid



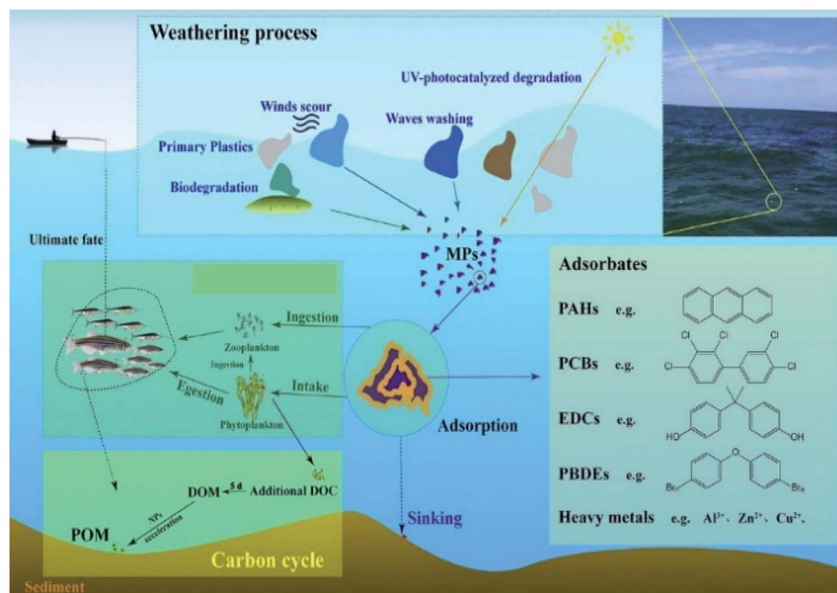


Fig. 4 The role of microplastics in an aquatic environment [adapted with permission from ref. 29, Copyright Elsevier, 2021].

organic matter, recovered from wastewater/sewage and commonly used as fertilizer on farmland) is applied on the surface of farmland or injected depending on the soil saturation. The concentration of MPs in biosolid was 8678–14 407 MPs per kg.^{116,117} However, a higher range of MPs in biosolid (10 926–64 986 MPs per kg) has also been reported.¹¹⁸ Application of contaminated biosolid (1–15 t ha⁻¹) on farmland resulted in topsoil contamination of 4–150 pieces per kg per year.¹¹⁷ The concentration of MPs in farm soil also depended on the intensity of sewage sludge application.^{112,114,116} For example, the concentration of MPs increased by 710 pieces per kg for each successive application of sewage sludge (20–22 t ha⁻¹).¹¹⁴ MP contamination was higher in topsoil compared to deep-soil.⁵² In Xinjiang, plastic contamination was 259–381 kg ha⁻¹ in cotton fields, which are reported to be the most severe source of plastic pollution on farmland in China.¹¹⁹ In Switzerland, more than 90% of floodplain soils (soil deposited on flood-prone land next to a river or stream) are contaminated by MPs. The concentration of MPs in soils depended on the population density of the area, which indicates that plastic waste was the source of MPs.¹²⁰ The biosolid from waste water treatment plants (WWTPs) contains 8–16% (41.4 particles per g) MPs, which are usually discharged on farmland in Australia.¹⁰⁴ Farmlands in the United States of America, the European Union, China, Canada, and Australia annually added about 21 249, 26 042, 13 660, 1,518, and 1241 tonnes of MPs, respectively, through the application of biosolid.¹¹⁸ A widespread application of sewage sludge or biosolid from WWTPs would be a major source of MPs in farm soil and affect food production.

The migration of MPs from soil to the aquatic system (marine, fresh, and groundwater systems) can take place through surface runoff, bioturbation, tillage, water infiltration, wind erosion, animal grazing, *etc.*^{15,34,52,113,121} It has also been reported that 99% of MPs in biosolid applied on farmland

migrated to the aquatic environment.¹¹⁶ Consequently, terrestrial MPs also contaminate surface and underground water systems as well as marine ecosystems. However, the migration of MPs is dependent on their size, shape and surface characteristics.³⁴

Fragmented plastics and MPs were identified in agricultural soil where plastic mulch was used.²⁰ The concentration of MPs in cropped soil is reported to be 571 pieces per kg and 263 pieces per kg in mulched soil and non-mulched soil, respectively.²⁷ The concentration of MPs in the soil is also dependent on the intensity of mulching. For example, the concentration of MPs was 80.3 ± 49.3 , 308 ± 138.1 , and 1075.6 ± 346.8 pieces per kg for 5, 15, and 24 years of continuous mulching, which indicates that MPs in soil originated from the plastic mulch.¹²² The fate of MPs in soil depends on the physicochemical properties of soil and biota in soil¹²³ as well as the type of plastic. For example, the population of bacteria was higher than fungi adjacent to weathered biodegradable mulch compared to the unweathered one. Weathering enhances the degradation process.¹¹ MPs in soil absorb toxic chemicals and heavy metals as well as antibiotics and become more harmful to soil biota.³⁶

Polyethylene (PE), polyvinyl chloride (PVC), and polyethylene terephthalate (PET) are the most commonly found polymers in the terrestrial ecosystem.³⁴ The presence of additives in plastics increases the ecological toxicity of plastics. For example, phthalic acid esters (PAEs) used in agricultural plastics (agricultural films/mulch) are a source of MP contamination in fruits and vegetables grown on the PAE contaminated soil,¹²⁴ thus accumulate in food systems. The concentration of PAEs in agricultural soil was 1.8–3.5 mg kg⁻¹, where plastic mulch was used.¹²⁵ However, MPs were also found on farmland where neither agricultural plastics nor MP containing fertilizers were applied¹²⁶ because of atmospheric deposition.



MPs affect the biophysical properties (damage soil structure, reduce aeration and water permeability and water holding capacity) of soil^{17,127,128} because of the decreasing absorption capacity of freely available chemicals in soil-water due to the hydrophobicity of MPs.¹²⁹ Fig. 5 shows an overview of the atmospheric deposition of MPs in the terrestrial ecosystem and their effects on soil properties and feedbacks to the atmosphere.¹³⁰ MPs negatively affect the soils organic carbon, nutrient transfer, nitrogen cycling, microbial activity, and biodiversity;^{15,130–133} thus, leading to reduced plant growth and productivity.^{59,127,128} For example, agricultural yields diminish substantially when plastic waste accumulation reaches 72–260 kg ha⁻¹.^{134,135} The presence of MPs in soil alters soil stability and affects germination, shoot growth, and productivity.

Biodegradable plastics are recognized as an alternative to plastics from fossil sources. Although biodegradable plastic completely degrades in industrial composting facilities,¹¹ it also generates MPs if leaked into the environment.^{136,137} A model study also confirmed that biodegradable mulch made of polybutyrate adipate-*co*-terephthalate (PBAT) and non-biodegradable mulch made of low-density polyethylene (LDPE) generate MPs and NPs if weathered.¹³⁸ For example, biodegradable plastics such as polyhydroxybutyrate (PHB) in a representative abiotic environment generated MPs and NPs,

whose impacts on the environment are poorly understood.^{11,139} Degradation of biodegradable plastics also depends on the types of plastics and the degradation environment.^{140–142} In soil, the degradation of weathered polylactic acid (PLA)/polyhydroxyalkanoate (PHA)-based biodegradable plastic mulch was greater than that of the unweathered PBAT-based biodegradable plastics because microbes preferred PHA over polylactic acid (PLA), and starch over PBAT.¹¹ The degradation rate of PLA buried in soil at 37 °C is also reported to be much slower than that in the microorganism-rich composting facility.¹³⁶ After 12 months, the molecular weight loss of PLA in compost was 20%; however, in soil there was no significant weight loss.¹³⁶

The degradation of polycaprolactone (PCL) was faster compared with PHB, PLA and poly(1,4-butylene) succinate (PBS), and abundant fungal strains were associated with PCL at 50 °C.¹⁴⁰ Poly(*p*-dioxanone) exhibited greater degradation (441 ± 326 and 2103 ± 131 item per g plastic in air and soil, respectively) compared to bioplastic blends and non-biodegradable plastics. However, poly(*p*-dioxanone) generated numerous MPs after degradation.¹⁴³ The soil microbiome is also influenced by plastic pollution in terrestrial ecosystems.¹⁴⁴

Plant growth depends on the type of MPs and the concentration of MPs in soil because of the alteration of soil



Fig. 5 Atmospheric deposition of MPs in the terrestrial ecosystem, their effect on soil properties and feedbacks to the atmosphere [adapted with permission from ref. 125, Copyright 2020, American Association for the Advancement of Science].



stability.^{17,145–147} For example, the presence of MPs from PLA lowered germination and shoot growth of ryegrass more than MPs from high-density polyethylene (HDPE).¹⁷ In another experimental study, different MP particles were mixed with soil and then seeds were sown to study the germination rates and shoot growth of *Lepidium sativum*, a fast-growing herbaceous plant. The study revealed that MPs produced oxidative burst in plants and among the tested MPs (PP: polypropylene, PE: polyethylene, PVC: polyvinyl chloride, and a mixture of PE & PVC), PVC had more effect on plant biometric parameters (germination, leaf number, plant height and biomass productions) than other MPs.¹⁴⁵ A strong correlation was observed between the metal content in MPs and the number of MP particles, indicating that the abundance of MPs influences the heavy metal content. In contrast, interaction between cadmium and MPs from PE has been reported to affect root symbiosis; however, no interaction between MPs from PLA and cadmium was noted, but PLA produced stronger phytotoxicity.¹⁴⁸ Consequently, it seems that the coexistence of heavy metals and MPs in soil jointly affects root symbiosis and plant performance; thus, becoming an alarming threat to soil biodiversity and agroecosystems.^{148,149}

A comparative experimental study between MPs from LDPE and biodegradable plastic (starch-based plastic) mulch revealed that MPs from biodegradable plastic mulch have a stronger negative impact on wheat growth than PE mulch, which might be because biodegradable plastic mulch contains 18.3% polybutylene terephthalate and 44.6% PET, which stops starch-induced nitrogen movement.¹⁶ Another study on the adsorption and desorption kinetics of PE and PHB MPs also confirmed that triclosan (a common disinfectant used in plastics) equilibrium adsorption and desorption rates of PE is greater than that of PHB (3431.85 and 9442.27 $\mu\text{g g}^{-1}$, respectively), and PHB easily releases it compared with PE.¹⁵⁰

On the other hand, an experimental study revealed that the presence of MPs in soil enhanced the shoot and root mass of an invasive species with drought because MPs in soil helped reduce soil bulk density facilitating better aeration, water holding capacity, and root penetration; thus, they could rapidly reach limited water resources which enhanced the productivity of invasive species.¹⁵¹ The growth of spring onion depended on the type of MPs. For example, total biomass growth of spring onion was better in the presence of primary polyamide (PA) and polyester compared with polystyrene (PS) and PET because of the difference in their composition, *i.e.*, PA contains nitrogen which may have enhanced biomass growth; however, the authors warn that a positive effect of MPs on plants cannot be ascertained.¹⁵² Consequently, it is essential to differentiate between the potential impacts of MPs and macroplastics in soil.³⁴ The increasing MP contamination in terrestrial ecosystems may reduce global food production; thus, food security, one of the major world challenges, has to be addressed in the near future.

Biodegradation (degradation by using microorganisms/enzymes) of pretreated (grinding/irradiation) plastic is noted to be a potential route to reduce the problems associated with waste plastics.^{153,154} It is also noted that earthworms can

enhance the degradation of biodegradable plastics in soil.¹⁵⁵ Consequently, innovative pre-treatment coupled with technological advances could enhance the degradability of waste plastics. Although the biodegradation process can reduce the problems associated with waste plastic, it may need in-depth studies to confirm whether biodegradation processes eliminate MPs or NPs from the ecosystems.

Microplastics in food systems

Plastics leak into the ecosystems fragment into microplastics (MPs) or nanoplastics (NPs), which are then ingested by terrestrial and aquatic biota and contaminate our food systems.¹⁵⁶ For example, plant-root systems, especially vegetables, absorb fine plastic particles (0.2 μm), which then migrate to the shoots; thus, they are very likely to enter into food systems.^{157,158} MPs were found in crops (such as lettuce) grown in hydroponic systems and sand metrics irrigated with wastewater containing plastic components, thus transferring into food chains.¹⁵⁹ Phthalate esters (PAEs) have also been observed in wheat grains grown on contaminated soil.¹²⁵ Through edible plants (fruits and vegetables), the estimated MP intake was 80 g per person per day.¹⁶⁰ In Portugal, MP was detected in 49% of the fish that were analyzed, and 0.054 ± 0.099 MP pieces per g of dorsal muscle were observed.¹⁶¹ On the other hand, only 3 MPs were observed in the gastrointestinal tracts of hamour fish from Kuwait Bay and southern areas.¹⁶² The estimated intake by adults was 842 MP particles per year only from fish consumption in Portugal; however, in Europe and America, it varied from 518–3078 MP items per capita per year.¹⁶¹ However, the effect of MPs present in fish is reported to be negligible on human health.¹⁶³ Another study also confirmed that no health risk was associated with fish consumption when the PAE concentration in fish was $0.15\text{--}0.26 \mu\text{g g}^{-1}$.¹⁶⁴

The increasing application of plastic in the food industry, especially in food and beverage packaging, results in food contamination with MPs/NPs. For example, MPs were identified in bottled water and were argued to be released from packaging and coating as well as from the lubricant used on the caps.^{91,165,166} On average, 325 MP particles per litre of bottled water were identified where 95% of these particles were 6.5–100 μm and 10.4 particles were found to be greater than 100 μm where the most common morphology was fragments followed by fibres.⁹¹ The authors confirmed that the packaging/bottling process is the main source of MPs in bottled water. MP contamination has also been identified in groundwater,¹⁶⁷ freshwater, and drinking water (groundwater/supply water).^{168,169}

Melanophores and pigmentation were found in the skin of tadpoles (larval stage of an amphibian) exposed to polyethylene (PE) MPs (60 mg L^{-1} for 7 days) and external morphological changes were observed.⁷⁸ The animal model trial confirmed the presence of MPs in aquatic animals and their effect on productivity.^{78,161} MPs were also detected in earthworms and chickens raised on contaminated garden soil (74.4 ± 20.4 PE bottles per m^2); however, in the case of chickens, MPs were found only in gizzards and feces.¹⁷⁰ Exposure to microfibers for



28 days injured the gastrointestinal walls of snails and reduced their food intake.¹⁷¹ In addition, a toxicological study revealed that mice could ingest MPs and accumulate them in tissues, which may affect terrestrial food systems and human health.¹⁷²

MPs were also detected in marine foods, such as shellfish, salt, *etc.* and affect animals, *e.g.*, birds,^{162,173–175} and human health.⁹² For example, MPs (>149 μm) were detected in commercial salts from different countries^{176,177} and in edible bivalves such as oysters, mussels, and clams.¹⁷⁸ The concentration of MPs in blue mussels was reported to be greater than that in wild mussels because of the difference in MP concentration in their surrounding environment.^{179,180} The presence of MPs in honey and sugar has also been reported.^{19,181} On average, 9 ± 9 fibres per kg to 166 ± 147 fibres per kg of honey were found in different countries.^{19,182} Thus, it seems that all segments of human interaction are affected by MP pollution.

Although biodegradable plastic is recognized as an ecological alternative to synthetic plastic, NPs *i.e.*, polyhydroxybutyrate (PHB) released into freshwater ecosystems as a result of the degradation of biodegradable plastics in the environment were harmful and reduced cellular growth and altered physiological parameters of organisms.¹³⁹ In contrast, no significant oxidative stress of polylactic acid (PLA) MPs (sizes: 0.8–10 μm) was observed in blue mussels during the 8 days of trial while MP concentrations were controlled at 10 and 100 $\mu\text{g L}^{-1}$.¹⁸³ However, the World Health Organization (WHO) noted that most plants and soil organisms are unlikely to uptake MPs >150 μm , except mesofauna, and the human body does not absorb these MPs;¹⁶⁹ thus, they do not pose a risk to human health. These MPs may pose a health risk if contaminated with toxic chemicals or additives. It seems that crops, livestock and beverages are contaminated by MPs, whether raised on farmland, greenhouse, or home-garden; thus, waste management could be vital in reducing MP contamination in food chains and abating environmental and health risks as well as food insecurity.

Initiatives to mitigate plastic/microplastic pollution

In an attempt to combat increasing plastic pollution, various initiatives (improved waste management, wastewater treatment, innovative design and development, *etc.*), and regulations⁵⁷ for single-use plastics and industrial use of microbeads (such as bans or phasedowns or restricted use of single-use plastics; banning the use of microbeads in personal care products, *etc.*), were enacted to control plastic pollution.^{57,184} Countries and regions have banned the industrial use of plastic microbeads and agreed to phase them out. For example, the United States of America (USA), Canada, and the United Kingdom (UK) have banned the industrial use of plastic microbeads in 2015, 2017, and 2018, respectively.^{57,185} In the cases of the USA and the UK, the ban was imposed on the use of microbeads in rinse-off personal care products.⁵⁷ At the same time, the circular economy initiative is promoting a zero-waste approach. A global campaign has been initiated by the United

Nations Environment Programme to eliminate primary sources of plastic litter by 2022.¹⁵⁶ The European Union has enacted several regulations such as 'Water Framework Directive' (a directive formulated to expand the scope of water protection to all waters, achieving good status by a set deadline based on river basins' combined approach of emission limits and streamlining the legislation) and the Common Fisheries Policy to abate chemical and nutrient pollution in aquatic systems. On the other hand, Integrated Coastal Zone Management and the Marine Strategy Framework Directive were implemented to control MP pollution.¹⁵⁶ Life cycle economy and life cycle assessment were introduced for the design, production, use, and recycling of plastic products.¹⁵⁶ Sol-gel induced agglomeration has also been introduced to remove MPs from the aquatic system.¹⁸⁶ Air purifiers have been introduced to remove MPs from air (>0.1 mm) in order to improve indoor air quality.¹⁸⁷ On the other hand, fungi were used as a potential remedy to degrade MPs in soil.¹⁸⁸ In addition, clean-up drives are ongoing to minimize terrestrial and aquatic plastic pollution.

Impacts of waste plastics/microplastics

Environmental impacts

Assessing the environmental impacts of microplastics (MPs) is difficult because of changes in ecosystem functions, hazardous impacts on biota, and varying toxicities induced by their composition.^{54,57} It also argued that the ecological effect of MPs is yet to be well understood and related data is scarce.¹⁸⁹ However, a recent study revealed that under composting environments, unweathered PBAT-enriched mulch released higher amounts of CO_2 than weathered biodegradable mulch because environmental weathering enhanced the degradation of biodegradable mulch.¹¹ The authors also confirmed that the microbial degradation of mulches is influenced by their polymeric constituents. For example, microbial degradation of biodegradable mulch is more persistent in bacterial communities than in fungal communities.¹¹

The Canadian landfill sector generated about 13 million tonnes of GHG from landfill waste (CO_2 eq) in 2018.¹⁹⁰ Annually, the agricultural plastic recycling program can mitigate 20 000 tonnes- CO_2 eq in Ontario.¹⁹¹ The environmental impact of plastic used in consumer goods was 6.7 t CO_2 eq per tonne of plastic used.¹ The environmental impacts of plastic production and disposal also depend on the type of plastic and disposal methods (Tables 1 and 2). For example, a comparative life cycle study on mixed plastic waste was conducted under three perspectives: product, disposal, and combination of both (entire life cycle). In the case of disposal (chemical recycling *via* pyrolysis and mechanical recycling with energy recovery and compared with virgin plastic), chemical recycling had a 50% lower climate change impact compared with mechanical recycling. Although the climate change impact was similar when the quality of the recyclate was considered, other impact categories (acidification, eutrophication, human toxicity, *etc.*) were higher in the case of chemical recycling.¹⁹² However, chemical recycling released a lesser amount of greenhouse gas (GHG) (2.3 t CO_2 eq per tonne less) than virgin plastics which can be



Table 1 Impacts associated with the primary production of selected plastics/tonne [adapted from ref. 194]^a

Types of plastic	Impact category					
	Process energy, MJ	GWP, kg CO ₂ eq	ADP, kg Sb eq	AP, kg SO ₂ eq	EP, kg PO ₄ ⁺ eq	HTP, kg 1,4-DB eq
Polyethylene terephthalate (PET)	43 336	2468	33	12	3	735
High density polyethylene (HDPE)	26 399	1891	33	21	1	67
Polypropylene (PP)	24 396	1999	33	20	1	50
Polystyrene (PS)	43 587	2776	38	17	2	55
Polyvinyl chloride (PVC)	38 841	1336	18	10	1	151

^a GWP: global warming potential; ADP: abiotic depletion potential (abiotic depletion refers to the depletion of nonliving resources such as fossil fuels, minerals, clay, and peat); AP: acidification potential; EP: eutrophication potential; HTP: human toxicity potential.

Table 2 Environmental impacts of different disposal scenarios of plastic waste/tonne [adapted with permission from ref. 195, Copyright Elsevier, 2021]^a

Feedstock Scenario	Energy, MJ	Impact category/tonne									
		GWP, kg CO ₂ eq	ODP, kg CFC-11 eq	ADP, kg Sb eq	AP, kg SO ₂ eq	EP, kg PO ₄ ⁺ eq	HTP, kg 1,4-DB eq	TE, kg 1,4-DB eq	ME, kg 1,4-DB eq	PO, kg C ₂ H ₄ eq	
PET	A	5.65×10^3	2.89×10^3	8.34×10^{-6}	2.58×10^{-4}	4.33×10^1	3.58	1.41×10^2	1.68	8.56×10^5	2.39
	B	1.62×10^4	6.23×10^3	2.80×10^{-5}	8.25×10^{-4}	5.18×10^1	5.42	5.13×10^2	2.42	2.40×10^6	2.68
	C	7.02×10^3	8.73×10^2	3.60×10^{-6}	1.85×10^{-3}	8.19×10^0	1.16	1.78×10^2	4.73	5.05×10^5	3.97×10^{-1}
	D	-1.08×10^4	4.94×10^3	2.80×10^{-5}	8.25×10^{-4}	3.73×10^1	4.88	4.79×10^2	5.71	2.33×10^6	2.10
PE	A	1.05×10^4	3.82×10^3	1.28×10^{-5}	3.89×10^{-4}	5.77×10^0	1.39	2.62×10^2	1.23	1.23×10^6	4.98×10^{-1}
	B	2.11×10^4	6.76×10^3	3.30×10^{-5}	9.65×10^{-4}	1.30×10^1	3.15	6.74×10^2	1.14	2.78×10^6	9.45
	C	2.96×10^3	5.87×10^2	5.10×10^{-6}	5.62×10^{-2}	2.56×10^0	6.25	1.07×10^2	4.70	9.50×10^4	1.16×10^{-1}
	D	-3.93×10^{-4}	3.94×10^3	3.30×10^{-5}	9.65×10^{-4}	-1.88×10^1	1.95	6.01×10^2	5.62	2.63×10^6	8.19

^a PET: polyethylene terephthalate; PE: polyethylene; A: landfilling without biogas recovery; B: incineration without energy recovery; C: recycling; D: incineration with energy recovery; GWP: global warming potential; ODP: ozone depletion potential; ADP: abiotic depletion potential; AP: acidification potential; EP: eutrophication potential; HTP: human toxicity potential; TE: terrestrial ecotoxicity; ME: marine ecotoxicity; PO: photochemical oxidation.

environmentally beneficial because the climate change impact of the recycle from chemical recycling was -0.45 t CO₂ eq per tonne while it was 1.89 t CO₂ eq per tonne of virgin plastic.¹⁹² In another study, Khoo compared various waste disposal scenarios (combinations of mechanical recycling, incineration, pyrolysis, etc.) of mixed plastic and concluded that a combination of mechanical recycling (10%), incineration (83%) and pyrolysis (7%) was environmentally better among the considered scenarios, while the worst combination was mechanical recycling (11%), incineration (71%), and gasification (18%).¹⁹³ The author also noted that for individual waste disposal of mixed plastics, pyrolysis performed better than incineration but poorer than mechanical recycling or gasification.¹⁹³ It seems that the mixed plastic waste disposal process plays an important role in the life cycle of plastic. Although the persistent presence of MPs in the ecosystems poses a potential risk to all biota on the earth through soil, water, and food systems, studies on the environmental impacts of MP pollution are scarce. Therefore, scientific studies on the environmental impacts are essential to determine the environmental severity of MP pollution and abate its potential risks.

Economic impacts

The global market for plastic recycling was \$33.0 billion in 2020 and is expected to be \$47.3 billion in 2026.¹⁹⁶ Waste plastic causes severe economic damage to the world's marine ecosystems and the yearly damage is estimated to be \$13.0 billion.⁴⁴ The waste management cost also depends on the disposal processes. For example, the economic cost of household waste that is burned or dumped is reported to be \$375 per tonne; however, in the case of integrated waste management, the cost fell to \$50–\$100 per tonne.⁵ In Canada, the tipping fee for plastic waste disposal to landfills varies from \$80–\$160 per tonne.¹⁹⁷

Waste management sectors in Canada employed 29 543 persons, spent \$5.9 billion and generated \$7.1 billion in 2014;¹⁹⁸ however, waste collection costs reached \$5.9 billion in 2019.¹⁹⁹ In Canada, plastic waste entails a lost opportunity of about \$7.8 billion in 2016 and is expected to be \$11.1 billion by 2030.⁹ The Canadian plastic market was about \$35 billion in 2017.⁹ About 2434 industries were engaged in the processing of synthetic resins to produce plastic products, employing 77 400 people and generating a shipment value of \$19.6 billion in 2012.²⁰⁰



A hypothetical study noted that the yearly environmental cost of consumer goods made of plastics on the earth was \$113 billion, and transportation of plastic goods contributed \$53 billion,¹ where the environmentally extended input-output (EEI-O) model was used. It is worth mentioning that the results of an input-output model vary with the market price of materials. These environmental costs can be mitigated by adopting an innovative packaging design, fuel-efficient transport, more sustainable electricity, and improved waste management. Improved waste management can save 30% of environmental costs.¹ The environmental cost of plastic in-land and water pollutants was \$362 and \$626 per tonne, respectively.¹

Societal impacts

Plastic mulch releases phthalic acid esters (PAEs) into the soil, which are known to be toxic and carcinogenic;^{201–204} thus, prolonged exposure may severely affect human health^{124,202,205–207} and pose a threat to ecosystems. However, it is noteworthy to mention that all PAEs may not be carcinogenic to human health. For example, dermal exposure to diethyl phthalate had no carcinogenic effect in rats.²⁰⁸ Growing health and environmental concerns are also leading to increasing consumption of plant-originated food; thus, may increase microplastic (MP) consumption through fish and plant food, which may create a severe health problem in the near future. Hale *et al.* noted that MPs <20 μm penetrate cell membranes and exposures to MPs compromised the feeding, metabolic and reproduction processes of organisms.²⁸ MPs ingested by many marine species such as fish and shellfish create physiological problems for them.²⁵ Consumption of MP contaminated food and exposure to phthalates in toys resulted in congenital diseases, cancers, and affected neurological and reproductive systems.^{209,210} In addition, the Trojan horse effect of MPs makes MP contaminated food more hazardous to human health. Interactions between biota and MPs are prevalent in ecosystems. There is growing evidence that exposure to MPs can incite significant

health effects.²¹¹ At subcellular levels, biochemical changes precede changes to cells and tissues, which affect physiological functions, fitness and ultimately ecosystems.⁵⁸ Behavioural change at different subcellular levels can be used as an indicator of the effects of MPs on ecosystems and food systems, and thus the human health and social impacts.

MP ingestion by birds, such as chicks, disrupts nutrient absorption, growth, and reproductive systems and ultimately threatens their survival.²¹² Ingestion of plastic-derived chemicals accumulated in MPs results in various toxicological effects such as metabolic disorders, inhibition of reproduction and growth, inflammatory responses, and even death of aquatic and terrestrial biota.^{213–216} Wheat grains grown on MP contaminated farmland (containing PAEs 4.1–12.6 mg kg^{-1}) posed a higher carcinogenic risk for adults as they exceeded the recommended intake of PAEs. The contaminated wheat intake also exhibited non-carcinogenic risk, and children were the most sensitive.¹²⁵ In addition, it is an alarming signal that invasive species such as ryegrass dominate in the presence of MPs in soil under drought; thus, the risk of degrading biodiversity prevails if we fail to address MP pollution. Consequently, it is very important to find potential remedies to MP pollution in our ecosystems to work towards a sustainable society.

Microplastic remediation

Various methods, such as advanced oxidation processes,^{31,217–219} photocatalysis,²²⁰ microwave²²¹ and bioremediation^{222–226} have been employed to degrade/eliminate microplastics (MPs) from soil and water (Fig. 6). In a photocatalysis process, plastic particles degrade and form cavities around the catalysts initiating oxidation, generating carbonyl and carboxyl groups which are eventually photooxidised into volatile organics, CO_2 and H_2O .^{31,227} The microwave-assisted catalytic (iron-based catalyst) process required only 30–90 s to convert ground plastic into hydrogen and predominantly carbon nanotubes.²²¹ On the other hand, the photocatalysis process (Nb_2O_5) completely converted

MICROPLASTIC REMEDIATION TECHNOLOGIES

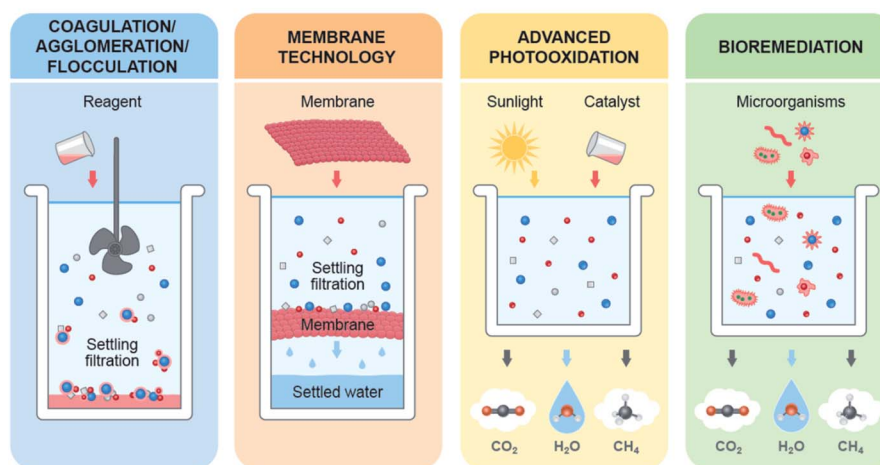


Fig. 6 An overview of microplastic remediation technologies.





Fig. 7 A potential route of microplastic remediation from ecosystems.

plastic waste into CO₂ in a simulated natural environment and produced CH₃COOH without applying sacrificial agents.²²⁰

Kang *et al.* noted that carbocatalytic oxidation coupled with hydrothermal hydrolysis over carbon nanotubes generated highly reactive radicals and decomposed MPs into harmless organic compounds, which can be a carbon source for algae for complete mineralization of MPs from water.²¹⁷ Membrane technologies have also been used as a remedy for MP/nanoplastic (NP) pollution in water; however, they need to be improved and employ advanced technology to remove particles smaller than 100 μm.²²⁸ Agglomeration and coagulation processes have also been used to form larger particles to facilitate the removal of MPs from water;^{229–231} however, the removal efficiency depends on the size of MPs.²³⁰ It seems that catalytic processes can convert plastics into nanocarbons or hydrocarbons, and other processes can facilitate the removal process, which would not be a suitable remedy for MPs/NPs that are already in our ecosystems due to their wide distribution and particle size.

Several studies have confirmed the ability of microorganisms to remove MPs/NPs (either synthetic or biodegradable) from soil or water.^{223–226,232} There are four steps in the bioremediation process of plastics: biodeterioration, biofragmentation, assimilation and mineralization. Microbes first enforce physico-chemical deterioration, followed by fragmentation of polymers into oligomers and monomers using exoenzymes, integration of molecules into microbial metabolism, and finally, the ejection of oxidized metabolites.²²³ Exoenzymes (oxygenases) destabilize the long carbon-hydrogen chains of polymers and can add oxygen, forming alcohol, peroxy, and carboxylic compounds. These compounds are then assimilated and mineralized by the microbial metabolic process.²²³

It is also noted that low-density polyethylene (LDPE), which can go through the gut of earthworms (bacterial consortium: *Lumbricus terrestris*), reduces the size of MPs within 4 weeks,²²⁴ which indicates that earthworms facilitate the degradation process of plastics. In another development, it was reported that

microalgae can synthesize plastic polymers while using them as a carbon source.²³³ The authors also argued that biodegradable plastics can be produced by using microalgae which can replace synthetic plastics;^{233,234} the algal cell growth was greater than terrestrial plants.²³⁴

Biodegradable plastics are regarded as safer than synthetic plastics²²⁵ and more prone to microorganisms;¹⁴³ thus, adopting biodegradable plastics and microbial degradation of plastic waste would be a potential remedy to MP/NP pollution. In addition, it is also argued that biodegradable microbeads (chito-beads) used in cosmetics exhibited greater cleansing efficiency than polyethylene (PE) microbeads and completely degraded in soil into CO₂, H₂O and biomass without any toxic effects on plants.²³⁵ Consequently, the development of biodegradable plastics and engineered microorganisms which can easily convert plastic particles either from conventional plastics or biodegradable plastics and mineralize them would be the key to MP/NP remediation; thus, they could be environmentally benign. Fig. 7 represents a potential route to eliminate MPs/NPs from the ecosystem and promote the biobased circular economy initiative without interrupting the benefits of plastics. Both terrestrial and aquatic plants absorb MPs/NPs from their surrounding environment. On the other hand, microorganisms convert MPs/NPs into CO₂, H₂O, and CH₄. Some of these products are used by plants; thus, bioremediation coupled with non-edible plant cultivation in the terrestrial ecosystem and algae in the aquatic ecosystem, and producing biodegradable plastic from these biomasses would be a potential route to eliminate MP/NP pollution from the environment.

Discussion

Plastic particles keep changing and migrating from one ecosystem to another contaminating every sector of human interaction. Ultimately, microplastics (MPs) are affecting biota in various ecosystems and entering our food systems which affect animal and human health. Fig. 8 shows an overview of the



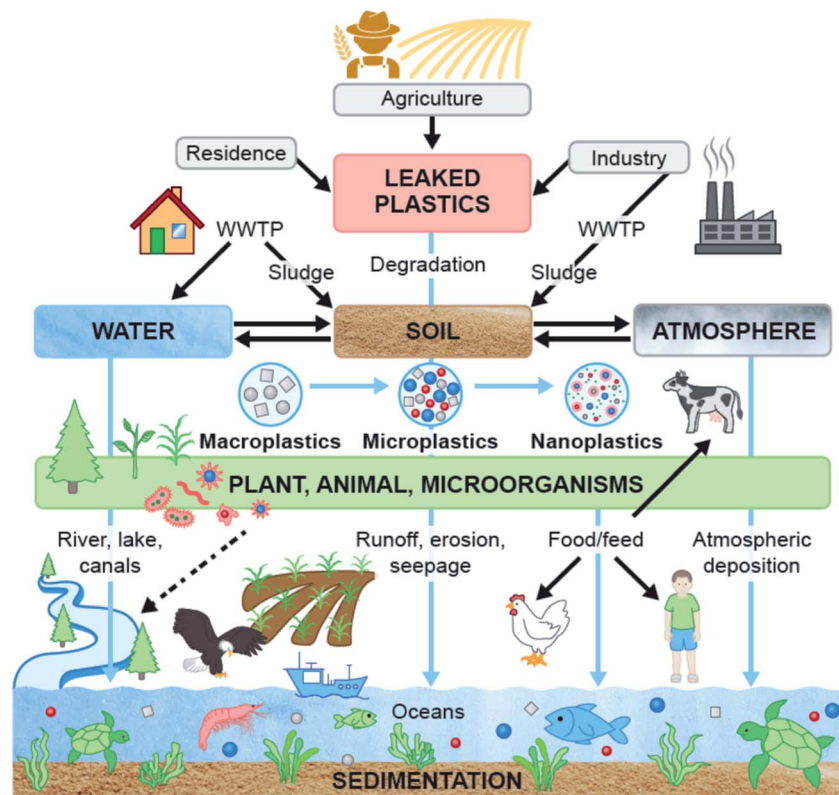


Fig. 8 Schematic of the sources of waste plastics and their transportation routes.

sources of MPs, their transportation routes and their interaction among ecosystems. To mitigate the problems associated with waste plastics, numerous efforts are underway to replace conventional plastic with an alternative such as biodegradable plastic. Although biodegradable plastics degrade faster than synthetic plastics, the fate of biodegradable plastics seems to be understudied. Consequently, the fate of MPs from biodegradable plastics and their ecological risks need to be ascertained to control the plastic pollution in the ecosystems, especially in terrestrial ecosystems where biodegradable plastics are gaining more attention.

A potential option for sustainable management of MPs in biosolid and to mitigate their effects on the terrestrial ecosystem would be its alternative use instead of farm application, such as the use of biosolid in the bio-brick manufacturing process.¹¹⁸ As plant root systems absorbed plastic particles from soil¹⁵⁷ and then migrated to leaves,¹⁵⁸ growing non-edible plants in contaminated soil and water could also be an option to reduce MPs from contaminated soil and water to abate adverse impacts of MPs on the ecosystem and health.

Despite the fact that MPs are found in every segment of ecosystems, their quantification and remediation methods are yet to be standardized. Consequently, it would be an important task to build consensus on the identification, quantification and remediation of MPs/nanoplastics (NPs) at a national and international level. In addition, impact indicators for MPs/NPs are yet to be developed and standardized for evaluating their

environmental impacts. Although MPs/NPs are identified to be an emerging threat to the ecosystems, it seems that huge challenges, such as methods of analysis, need to be addressed before a comprehensive life cycle assessment (LCA) study on MPs/NPs can be conducted.

Although enormous efforts are underway to mitigate plastic pollution such as clean-up drives, design and development, directives/regulations, and awareness programs, which might be useful to reduce some of the plastic pollution through a removal process, it would be difficult to do so because of the wide range of distribution and size of MPs/NPs. Various other efforts are also underway to find a potential remedy to MP/NP pollution in our ecosystems. It seems that bioremediation would be a potential solution to eliminate the MPs/NPs from the environment. However, without joint action (citizen and government, national and international) in design, development, manufacture, use, disposal, best management practice, and stringent policies, plastic pollution will likely worsen. Initiatives can be extended in the following areas to mitigate/eliminate plastic pollution in ecosystems.

- Identify the hotspots in every sector (residential, industrial, agriculture/soil/terrestrial, and aquatic systems).
- Develop more effective and efficient remediation methods.
- Definitive policies/regulations.
- Ensure a system approach to avoid/mitigate plastic pollution from each source.
- Develop alternative products to conventional plastics (compostable plastic, which would not produce any toxic



Perspective

chemicals/MPs). Or even develop an alternative to plastic mulch, which can be used for a certain period without generating/releasing MPs during its use and then disposed of in a way that can be sustainable (controlled distribution & disposal) to abate plastic pollution in agricultural soil and, further, in the ecosystems.

Outlook

Nowadays, microplastic (MP) pollution is recognized as an emerging problem. Environmental, economic, and societal concerns over the effect of microplastic pollution on ecosystems have attracted enormous attention from all sectors (public, policymakers, environmental activists, and scientific communities) for research on alternatives and potential remediation pathways. MPs in terrestrial, aquatic, and food systems absorb hazardous contaminants, which affect soil quality and productivity as well as aquatic and terrestrial animals, plants and human health. Although enormous efforts are underway to replace synthetic plastic with biodegradable plastic to abate plastic pollution in ecosystems, further attention needs to be paid to avoid the adverse impact of MPs/nanoplastics (NPs) from biodegradable plastics in order to avoid any unwanted risk to the environment and human health. Adverse impacts of MPs/NPs were reported for both terrestrial and aquatic ecosystems; however, terrestrial ecosystems seem to be less explored. Consequently, comprehensive studies on terrestrial ecosystems and food systems are important for framing mitigating efforts or even eradicating the problems associated with MPs/NPs. We have compiled information on microplastic pollution in ecosystems and food chains, emphasizing the terrestrial ecosystem, recent technological advances, economic and societal implications, and the remediation of microplastic pollution. From this compilation, a potential remediation pathway has been outlined.

Conclusions

Bioremediation could be a potential solution to the problems associated with MPs/NPs. However, their identification and quantification methods are yet to be standardized and consensus needs to be built on them, which can facilitate the development process of impact indicators for MPs/NPs; thus, evaluating their environmental impacts. Biodegradable plastics that are produced from non-edible biomass such as algae can be a potential pathway to eradicate MP pollution for sustainable ecosystems. In addition, efforts can be as follows, along with minimizing plastic littering and regulatory efforts to mitigate MP pollution, but not limited to them. However, any innovative attempt to mitigate or eradicate MP/NP pollution must be justified with a broader sustainability check to avoid any risk to investment and the environment.

- Design and development of alternatives to conventional plastics that ease plastic waste disposal while avoiding generating MPs/NPs during their applications.
- Employ an integrated approach that can eradicate the evolving problems associated with MPs/NPs.

- Provide evidence of MP/NP free alternatives to conventional plastic to environmental activists, policymakers and end-users, which may accelerate the eradication process of MPs/NPs from ecosystems and resolve some of the evolving problems associated with them.

Abbreviations

ADP	Abiotic depletion potential
AP	Acidification potential
BPA	Bisphenol A
DOC	Dissolved organic carbon
DOM	Dissolved organic matter
EDCs	Endocrine-disrupting
EEI-O	Environmentally extended input-output
EP	Eutrophication potential
GHG	Greenhouse gas
GWP	Global warming potential
HDPE	High-density polyethylene
HTP	Human toxicity potential
LDPE	Low-density polyethylene
ME	Marine ecotoxicity
MPs	Microplastics
MSW	Municipal solid waste
NPs	Nanoplastics
ODP	Ozone depletion potential
PAEs	Phthalic acid esters
PAHs	Polycyclic aromatic hydrocarbons
PBAT	Polybutyrate adipate- <i>co</i> -terephthalate
PBDEs	Polybrominated diphenyl ethers
PBSA	Polybutylene succinate- <i>co</i> -butylene adipate
PCBs	Polychlorinated biphenyls
PCL	Polycaprolactone
PE	Polyethylene
PET	Polyethylene terephthalate
PHA	Polyhydroxyalkanoate
PLA	Polylactic acid
PO	Photochemical oxidation
POM	Particle organic matter
PP	Polypropylene
PS	Polystyrene
PVC	Polyvinyl chloride
TE	Terrestrial ecotoxicity
UK	United Kingdom
USA	United States of America
WHO	World Health Organization
WWTPs	Wastewater treatment plants

Author contributions

Project conceptualization, methodology, administration, funding acquisition and supervision, A. K. M. and M. M.; methodology, investigation, data analysis, writing—original draft preparation, P. R.; writing—review and editing, A. K. M., M. M. and P. R. All authors contributed to the discussion, reviews and approval of the manuscript for publication.



Conflicts of interest

The authors declare that they have no known conflict of interest that could have appeared to influence the work reported in this paper.

Acknowledgements

This study was financially supported by the Ontario Ministry of Agriculture, Food and Rural Affairs (OMAFRA) – University of Guelph, the Bioeconomy Industrial Uses Research Program Theme (Project No. 030351, 030486, and 030578); OMAFRA – University of Guelph Gryphon's Leading to the Accelerated Adoption of Innovative Research (LAAIR) Program (Project No. 030416); OMAFRA – Ontario Agri-Food Research Initiative (Project No. 055217); the Ontario Ministry of Economic Development, Job Creation and Trade ORF-RE09-078 (Project No. 053970, 054345); the Natural Sciences and Engineering Research Council of Canada (NSERC), Canada Research Chair (CRC) program Project No. 460788; and the Agriculture and Agri-Food Canada (AAFC), Maple Leaf Foods, Canada and the Bank of Montreal (BMO), Canada through Bioindustrial Innovation Canada (BIC) Bioproducts AgSci Cluster Program (Project No. 054015, 054449 and 800148).

References

- 1 R. Lord, *Plastics and Sustainability: A Valuation of Environmental Benefits, Costs and Opportunities for Continuous Improvement*, <https://www.plasticpackagingfacts.org/wp-content/uploads/2016/11/ACC-report-July-2016.pdf>, accessed December 13, 2020.
- 2 M. Garside, *Global Plastic Production 1950-2018*, <https://www.statista.com/statistics/282732/global-production-of-plastics-since-1950/>, accessed October 9, 2020.
- 3 H. Ritchie, *Plastic Pollution*, <https://ourworldindata.org/plastic-pollution>, accessed January 5, 2021.
- 4 Statista, *Distribution of Plastic Waste Generation Worldwide in 2018, by Sector*, <https://www.statista.com/statistics/1166582/global-plastic-waste-generation-by-sector/>, accessed October 9, 2020.
- 5 S. Wahba, S. Kaza, and K. M. Ionkova, *A New Phenomenon – Realizing Economic Growth while Cutting Waste. How?*, <https://blogs.worldbank.org/sustainablecities/new-phenomenon-realizing-economic-growth-while-cutting-waste-how>.
- 6 I. Tiseo, *Weight of U.S. Municipal Solid Plastic Waste Generated 1960-2017*, <https://www.statista.com/statistics/1097290/us-plastic-waste-generation/>, accessed October 9, 2020.
- 7 ECCC, *Science Assessment of Plastic Pollution*, <https://www.canada.ca/en/environment-climate-change/services/evaluating-existing-substances/science-assessment-plastic-pollution.html>, accessed October 8, 2020.
- 8 R. Young, *Canada's Plastic Problem: Sorting Fact from Fiction*, <https://oceana.ca/en/blog/canadas-plastic-problem-sorting-fact-fiction>, accessed October 9, 2020.
- 9 ECCC, *Economic Study of the Canadian Plastic Industry, Markets and Waste: Summary Report to Environment and Climate Change Canada*, http://publications.gc.ca/collections/collection_2019/eccc/En4-366-1-2019-eng.pdf, accessed October 10, 2020.
- 10 B. Friesen, *Agricultural Waste Management in Canada, United States, New Zealand and Australia*, 2018.
- 11 M. B. Anunciado, D. G. Hayes, A. F. Astner, L. C. Wadsworth, C. D. Cowan-Banker, J. E. L. y. Gonzalez and J. M. DeBruyn, *J. Polym. Environ.*, 2021, 1–16.
- 12 B. Xu, F. Liu, Z. Cryder, D. Huang, Z. Lu, Y. He, H. Wang, Z. Lu, P. C. Brookes and C. Tang, *Crit. Rev. Environ. Sci. Technol.*, 2020, **50**, 2175–2222.
- 13 CleanFARMS, *Cleanfarma Plastic Recycling Project to be Ramped up*, <https://www.greenhousecanada.com/cleanfarms-plastic-recycling-project-to-be-ramped-up/>, accessed October 14, 2020.
- 14 GESAMP, *Sources, Fate and Effects of Microplastics in the Marine Environment: a Global Assessment*, http://41.89.141.8/kmfri/bitstream/123456789/735/1/GESAMP_microplasticsfullstudy.pdf, accessed October 12, 2020.
- 15 M. C. Rillig, L. Ziersch and S. Hempel, *Sci. Rep.*, 2017, **7**, 1–6.
- 16 Y. Qi, X. Yang, A. M. Pelaez, E. H. Lwanga, N. Beriot, H. Gertsen, P. Garbeva and V. Geissen, *Sci. Total Environ.*, 2018, **645**, 1048–1056.
- 17 B. Boots, C. W. Russell and D. S. Green, *Environ. Sci. Technol.*, 2019, **53**, 11496–11506.
- 18 P. Alexy, E. Anklam, T. Emans, A. Furfari, F. Galgani, G. Hanke, A. Koelmans, R. Pant, H. Saveyn and B. Sokull Kluttgen, *Food Addit. Contam., Part A*, 2020, **37**, 1–10.
- 19 B. Toussaint, B. Raffael, A. Angers-Loustau, D. Gilliland, V. Kestens, M. Petrillo, I. M. Rio-Echevarria and G. Van den Eede, *Food Addit. Contam., Part A*, 2019, **36**, 639–673.
- 20 L. Ding, S. Zhang, X. Wang, X. Yang, C. Zhang, Y. Qi and X. Guo, *Sci. Total Environ.*, 2020, 137525.
- 21 E. Watt, M. Picard, B. Maldonado, M. A. Abdelwahab, D. F. Mielewski, L. T. Drzal, M. Misra and A. K. Mohanty, *RSC Adv.*, 2021, **11**, 21447–21462.
- 22 J. L. Conkle, C. D. B. Del Valle and J. W. Turner, *Environ. Manage.*, 2018, **61**, 1–8.
- 23 P. Agamuthu, *Waste Management & Research: The Journal for a Sustainable Circular Economy*, 2018, DOI: 10.1177/0734242X18796770.
- 24 E. Mendenhall, *Mar. Policy*, 2018, **96**, 291–298.
- 25 M. Smith, D. C. Love, C. M. Rochman and R. A. Neff, *Curr. Environ. Health Rep.*, 2018, **5**, 375–386.
- 26 M. B. Zobkov and E. E. Esiukova, *Oceanology*, 2018, **58**(1), 137–143.
- 27 B. Zhou, J. Wang, H. Zhang, H. Shi, Y. Fei, S. Huang, Y. Tong, D. Wen, Y. Luo and D. Barceló, *J. Hazard. Mater.*, 2020, **388**, 121814.
- 28 R. C. Hale, M. E. Seeley, M. J. La Guardia, L. Mai and E. Y. Zeng, *J. Geophys. Res.: Oceans*, 2020, **125**, e2018JC014719.
- 29 F. Yu, C. Yang, Z. Zhu, X. Bai and J. Ma, *Sci. Total Environ.*, 2019, **694**, 133643.



- 30 S. Freeman, A. M. Booth, I. Sabbah, R. Tiller, J. Dierking, K. Klun, A. Rotter, E. Ben-David, J. Javidpour and D. L. Angel, *J. Environ. Manage.*, 2020, **266**, 110642.
- 31 K. Hu, W. Tian, Y. Yang, G. Nie, P. Zhou, Y. Wang, X. Duan and S. Wang, *Water Res.*, 2021, 117144.
- 32 M. Malankowska, C. Echaide-Gorritz and J. Coronas, *Environ. Sci.: Water Res. Technol.*, 2021, **7**, 243–258.
- 33 Y. Picó and D. Barceló, *ACS Omega*, 2019, **4**, 6709–6719.
- 34 R. Qi, D. L. Jones, Z. Li, Q. Liu and C. Yan, *Sci. Total Environ.*, 2020, **703**, 134722.
- 35 J.-J. Guo, X.-P. Huang, L. Xiang, Y.-Z. Wang, Y.-W. Li, H. Li, Q.-Y. Cai, C.-H. Mo and M.-H. Wong, *Environ. Int.*, 2020, **137**, 105263.
- 36 J. Wang, X. Liu, Y. Li, T. Powell, X. Wang, G. Wang and P. Zhang, *Sci. Total Environ.*, 2019, **691**, 848–857.
- 37 W. Wang, H. Gao, S. Jin, R. Li and G. Na, *Ecotoxicol. Environ. Saf.*, 2019, **173**, 110–117.
- 38 E. K. Arora, *Macro-Plastics To Micro-Plastics – An Uncomfortable Convenience!*, NISCAIR-CSIR, India, 2018.
- 39 L. Arreola and J. Fulton, *Microplastic Pollution in the Ocean Affecting Marine Life and its Potential Risk to Human Health*, 2018.
- 40 N. J. Beaumont, M. Aanesen, M. C. Austen, T. Börger, J. R. Clark, M. Cole, T. Hooper, P. K. Lindeque, C. Pascoe and K. J. Wyles, *Mar. Pollut. Bull.*, 2019, **142**, 189–195.
- 41 G. Krantzberg, *J. Waste Resour. Recycl.*, 2019, **1**(1), 107.
- 42 B. Carney Almroth and H. Eggert, *Rev. Environ. Econ. Policy.*, 2020, **13**(2), 317–326.
- 43 R. Geyer, J. R. Jambeck and K. L. Law, *Sci. Adv.*, 2017, **3**, e1700782.
- 44 C. Giacobelli, *Single-Use Plastics: A Roadmap for Sustainability*, 2018.
- 45 D. Calleja, *Field Actions Sci. Rep.*, 2019, 22–27.
- 46 J. Aldag, The last straw: Turning the tide on plastic pollution in Canada, *Report of the Standing Committee on Environment and Sustainable Development*, House of Commons, Canada, 2019.
- 47 J. R. Banu, V. G. Sharmila, U. Ushani, V. Amudha and G. Kumar, *Sci. Total Environ.*, 2020, **718**, 137287.
- 48 S. Nanda and F. Berruti, *Environ. Chem. Lett.*, 2020, 1–26.
- 49 P. Roy and A. Dutta, in *Plastics to Energy*, Elsevier, 2019, pp. 377–402.
- 50 H. W. Ryu, D. H. Kim, J. Jae, S. S. Lam, E. D. Park and Y.-K. Park, *Bioresour. Technol.*, 2020, 123473.
- 51 M. S. Qureshi, A. Oasmaa, H. Pihkola, I. Deviatkin, A. Tenhunen, J. Mannila, H. Minkkinen, M. Pohjakallio and J. Laine-Ylijoki, *J. Anal. Appl. Pyrolysis*, 2020, **152**, 104804.
- 52 M. Liu, S. Lu, Y. Song, L. Lei, J. Hu, W. Lv, W. Zhou, C. Cao, H. Shi and X. Yang, *Environ. Pollut.*, 2018, **242**, 855–862.
- 53 E.-L. Ng, E. H. Lwanga, S. M. Eldridge, P. Johnston, H.-W. Hu, V. Geissen and D. Chen, *Sci. Total Environ.*, 2018, **627**, 1377–1388.
- 54 M. Wagner and S. Lambert, *Freshwater Microplastics: Emerging Environmental Contaminants?*, Springer Nature, 2018.
- 55 P. Bose, *Microbial Degradation of Plastic Waste and the PETase Enzyme*, <https://www.azom.com/article.aspx?ArticleID=19280>, accessed February 9, 2021.
- 56 A. Chamas, H. Moon, J. Zheng, Y. Qiu, T. Tabassum, J. H. Jang, M. Abu-Omar, S. L. Scott and S. Suh, *ACS Sustainable Chem. Eng.*, 2020, **8**, 3494–3511.
- 57 M. N. Miranda, A. M. T. Silva and M. F. R. Pereira, *Sci. Total Environ.*, 2020, **718**, 134968.
- 58 T. S. Galloway, M. Cole and C. Lewis, *Nat. Ecol. Evol.*, 2017, **1**, 1–8.
- 59 N. Khalid, M. Aqeel and A. Noman, *Environ. Pollut.*, 2020, 115653.
- 60 M. Pirsaeheb, H. Hossini and P. Makhdoumi, *Process Saf. Environ. Prot.*, 2020, **142**, 1–4.
- 61 B. Gewert, M. M. Plassmann and M. MacLeod, *Environ. Sci.: Processes Impacts*, 2015, **17**, 1513–1521.
- 62 A. A. Shah, F. Hasan, A. Hameed and S. Ahmed, *Biotechnol. Adv.*, 2008, **26**, 246–265.
- 63 R. Wei and W. Zimmermann, *Microb. Biotechnol.*, 2017, **10**, 1308–1322.
- 64 J. D. Meeker, S. Sathyanarayana and S. H. Swan, *Philos. Trans. R. Soc., B*, 2009, **364**, 2097–2113.
- 65 K. Pivnenko, M. K. Eriksen, J. A. Martín-Fernández, E. Eriksson and T. F. Astrup, *Waste Manage.*, 2016, **54**, 44–52.
- 66 H. Zhang, Q. Zhou, Z. Xie, Y. Zhou, C. Tu, C. Fu, W. Mi, R. Ebinghaus, P. Christie and Y. Luo, *Sci. Total Environ.*, 2018, **616**, 1505–1512.
- 67 A. C. Godswill and A. C. Godspel, *Int. J. Bioinf. Comput. Biol.*, 2019, **4**, 11–29.
- 68 J. N. Hahladakis, C. A. Velis, R. Weber, E. Iacovidou and P. Purnell, *J. Hazard. Mater.*, 2018, **344**, 179–199.
- 69 F. Nasser and I. Lynch, *J. Proteomics*, 2016, **137**, 45–51.
- 70 M. P. Johansen, E. Prentice, T. Cresswell and N. Howell, *J. Environ. Radioact.*, 2018, **190**, 130–133.
- 71 J. T. Turner, *Prog. Oceanogr.*, 2015, **130**, 205–248.
- 72 R. Trevisan, D. Uzochukwu and R. T. Di Giulio, *Front. Environ. Sci.*, 2020, **8**, 78.
- 73 M. Zhang and L. Xu, *Crit. Rev. Environ. Sci. Technol.*, 2020, 1–37.
- 74 X. Guo and J. Wang, *Mar. Pollut. Bull.*, 2019, **142**, 1–14.
- 75 G. Liu, Z. Zhu, Y. Yang, Y. Sun, F. Yu and J. Ma, *Environ. Pollut.*, 2019, **246**, 26–33.
- 76 J. Li, K. Zhang and H. Zhang, *Environ. Pollut.*, 2018, **237**, 460–467.
- 77 M. A. Pascall, M. E. Zabik, M. J. Zabik and R. J. Hernandez, *J. Agric. Food Chem.*, 2005, **53**, 164–169.
- 78 A. P. da Costa Araújo, N. F. S. de Melo, A. G. de Oliveira Junior, F. P. Rodrigues, T. Fernandes, J. E. de Andrade Vieira, T. L. Rocha and G. Malafaia, *J. Hazard. Mater.*, 2020, **382**, 121066.
- 79 G. Renner, T. C. Schmidt and J. Schram, *Curr. Opin. Environ. Sci. Health*, 2018, **1**, 55–61.
- 80 S. Zhang, J. Wang, X. Liu, F. Qu, X. Wang, X. Wang, Y. Li and Y. Sun, *TrAC, Trends Anal. Chem.*, 2019, **111**, 62–72.
- 81 E. Dümichen, P. Eisenrauch, C. G. Bannick, A.-K. Barthel, R. Senz and U. Braun, *Chemosphere*, 2017, **174**, 572–584.



- 82 Z. Steinmetz, A. Kintzi, K. Muñoz and G. E. Schaumann, *J. Anal. Appl. Pyrolysis*, 2020, **147**, 104803.
- 83 A. Käppler, D. Fischer, S. Oberbeckmann, G. Schernewski, M. Labrenz, K.-J. Eichhorn and B. Voit, *Anal. Bioanal. Chem.*, 2016, **408**, 8377–8391.
- 84 S. Huppertsberg and T. P. Knepper, *Anal. Bioanal. Chem.*, 2018, **410**, 6343–6352.
- 85 G. Gourmelon, *Global Plastic Production Rises, Recycling Lags*, <https://www.commondreams.org/newswire/2015/01/28/global-plastic-production-rises-recycling-lags>, accessed October 21, 2020.
- 86 J. R. Jambeck, R. Geyer, C. Wilcox, T. R. Siegler, M. Perryman, A. Andrady, R. Narayan and K. L. Law, *Science*, 2015, **347**, 768–771.
- 87 Sloactive, *Plastic Pollution*, <https://sloactive.com/plastic-pollution/>, accessed October 21, 2020.
- 88 E. J. Carpenter, S. J. Anderson, G. R. Harvey, H. P. Miklas and B. B. Peck, *Science*, 1972, **178**, 749–750.
- 89 A. Isobe, K. Uchida, T. Tokai and S. Iwasaki, *Mar. Pollut. Bull.*, 2015, **101**, 618–623.
- 90 R. W. Obbard, S. Sadri, Y. Q. Wong, A. A. Khitun, I. Baker and R. C. Thompson, *Earth's Future*, 2014, **2**, 315–320.
- 91 S. A. Mason, V. G. Welch and J. Neratko, *Front. Chem.*, 2018, **6**, 407.
- 92 R. K. Naik, M. M. Naik, P. M. D'Costa and F. Shaikh, *Mar. Pollut. Bull.*, 2019, **149**, 110525.
- 93 S. Allen, D. Allen, V. R. Phoenix, G. Le Roux, P. D. Jiménez, A. Simonneau, S. Binet and D. Galop, *Nat. Geosci.*, 2019, **12**, 339–344.
- 94 F. Belzagui, M. Crespi, A. Álvarez, C. Gutiérrez-Bouzán and M. Vilaseca, *Environ. Pollut.*, 2019, **248**, 1028–1035.
- 95 C. K. M. Chan, C. Park, K. M. Chan, D. C. W. Mak, J. K. H. Fang and D. M. Mitrano, *Environ. Chem.*, 2021, **8**(3), 93–100.
- 96 L. Hou, D. Kumar, C. G. Yoo, I. Gitsov and E. L.-W. Majumder, *Chem. Eng. J.*, 2021, **406**, 126715.
- 97 S. Uddin, S. W. Fowler and M. Behbehani, *Mar. Pollut. Bull.*, 2020, **160**, 111538.
- 98 F. De Falco, M. Cocca, V. Guarino, G. Gentile, V. Ambrogi, L. Ambrosio and M. Avella, *Polym. Degrad. Stab.*, 2019, **165**, 110–116.
- 99 M. Bergmann, V. Wirzberger, T. Krumpfen, C. Lorenz, S. Primpke, M. B. Tekman and G. Gerds, *Environ. Sci. Technol.*, 2017, **51**, 11000–11010.
- 100 M. Eriksen, L. C. M. Lebreton, H. S. Carson, M. Thiel, C. J. Moore, J. C. Borerro, F. Galgani, P. G. Ryan and J. Reisser, *PLoS One*, 2014, **9**, e111913.
- 101 I. A. Kane, M. A. Clare, E. Miramontes, R. Wogelius, J. J. Rothwell, P. Garreau and F. Pohl, *Science*, 2020, **368**, 1140–1145.
- 102 C. Jiang, L. Yin, Z. Li, X. Wen, X. Luo, S. Hu, H. Yang, Y. Long, B. Deng and L. Huang, *Environ. Pollut.*, 2019, **249**, 91–98.
- 103 G. De Bhowmick, A. K. Sarmah and B. Dubey, *Case Stud. Chem. Environ. Eng.*, 2021, **3**, 100076.
- 104 S. Ziajahromi, P. A. Neale, I. T. Silveira, A. Chua and F. D. L. Leusch, *Chemosphere*, 2021, **263**, 128294.
- 105 R. M. Blair, S. Waldron, V. R. Phoenix and C. Gauchotte-Lindsay, *Environ. Sci. Pollut. Res.*, 2019, **26**, 12491–12504.
- 106 K. R. Vanapalli, B. K. Dubey, A. K. Sarmah and J. Bhattacharya, *Case Stud. Chem. Environ. Eng.*, 2021, **3**, 100071.
- 107 P. J. Thomas, R. Oral, G. Pagano, S. Tez, M. Toscanesi, P. Ranieri, M. Trifuoggi and D. M. Lyons, *Mar. Environ. Res.*, 2020, **161**, 105132.
- 108 L.-Z. Zuo, H.-X. Li, L. Lin, Y.-X. Sun, Z.-H. Diao, S. Liu, Z.-Y. Zhang and X.-R. Xu, *Chemosphere*, 2019, **215**, 25–32.
- 109 A. A. Horton, A. Walton, D. J. Spurgeon, E. Lahive and C. Svendsen, *Sci. Total Environ.*, 2017, **586**, 127–141.
- 110 L. Nizzetto, M. Futter and S. Langaas, *Environ. Sci. Technol.*, 2016, 10777–10779.
- 111 C. M. Rochman, *Science*, 2018, **360**, 28–29.
- 112 F. Corradini, P. Meza, R. Eguiluz, F. Casado, E. Huerta-Lwanga and V. Geissen, *Sci. Total Environ.*, 2019, **671**, 411–420.
- 113 R. R. Hurley and L. Nizzetto, *Curr. Opin. Environ. Sci. Health*, 2018, **1**, 6–11.
- 114 P. van den Berg, E. Huerta-Lwanga, F. Corradini and V. Geissen, *Environ. Pollut.*, 2020, **261**, 114198.
- 115 C. M. Rochman and T. Hoellein, *Science*, 2020, **368**, 1184–1185.
- 116 J. Crossman, R. R. Hurley, M. Futter and L. Nizzetto, *Sci. Total Environ.*, 2020, **724**, 138334.
- 117 X. Ren, J. Tang, C. Yu and J. He, *J. Agro-Environ. Sci.*, 2018, **37**, 1045–1058.
- 118 A. Mohajerani and B. Karabatak, *Waste Manage.*, 2020, **107**, 252–265.
- 119 Y. Changrong, H. Wenqing and C. Neil, *World Agric.*, 2014, **4**, 32–36.
- 120 M. Scheurer and M. Bigalke, *Environ. Sci. Technol.*, 2018, **52**, 3591–3598.
- 121 S. Zhang, X. Yang, H. Gertsen, P. Peters, T. Salánki and V. Geissen, *Sci. Total Environ.*, 2018, **616**, 1056–1065.
- 122 Y. Huang, Q. Liu, W. Jia, C. Yan and J. Wang, *Environ. Pollut.*, 2020, **260**, 114096.
- 123 D. He, Y. Luo, S. Lu, M. Liu, Y. Song and L. Lei, *TrAC, Trends Anal. Chem.*, 2018, **109**, 163–172.
- 124 L. He, G. Gielen, N. S. Bolan, X. Zhang, H. Qin, H. Huang and H. Wang, *Agron. Sustainable Dev.*, 2015, **35**, 519–534.
- 125 M. Shi, Y. Sun, Z. Wang, G. He, H. Quan and H. He, *Environ. Pollut.*, 2019, **250**, 1–7.
- 126 S. Piehl, A. Leibner, M. G. J. Löder, R. Dris, C. Bogner and C. Laforsch, *Sci. Rep.*, 2018, **8**, 1–9.
- 127 X. J. Jiang, W. Liu, E. Wang, T. Zhou and P. Xin, *Soil Tillage Res.*, 2017, **166**, 100–107.
- 128 M. Zhang, B. Dong, Y. Qiao, H. Yang, Y. Wang and M. Liu, *Field Crops Res.*, 2018, **225**, 130–140.
- 129 J. Wang, A. Taylor, C. Xu, D. Schlenk and J. Gan, *Environ. Pollut.*, 2018, **238**, 462–470.
- 130 M. C. Rillig and A. Lehmann, *Science*, 2020, **368**, 1430–1431.
- 131 P. He, L. Chen, L. Shao, H. Zhang and F. Lü, *Water Res.*, 2019, **159**, 38–45.



- 132 H. Liu, X. Yang, G. Liu, C. Liang, S. Xue, H. Chen, C. J. Ritsema and V. Geissen, *Chemosphere*, 2017, **185**, 907–917.
- 133 M. C. Rillig, *Environ. Sci. Technol.*, 2018, **52**, 6079–6080.
- 134 M. Brodhagen, J. R. Goldberger, D. G. Hayes, D. A. Inglis, T. L. Marsh and C. Miles, *Environ. Sci. Policy*, 2017, **69**, 81–84.
- 135 E. K. Liu, W. Q. He and C. R. Yan, *Environ. Res. Lett.*, 2014, **9**, 91001.
- 136 M. Karamanlioglu and G. D. Robson, *Polym. Degrad. Stab.*, 2013, **98**, 2063–2071.
- 137 S. Kubowicz and A. M. Booth, *Environ. Sci. Technol.*, 2017, **51**(21), 12058–12060.
- 138 A. F. Astner, D. G. Hayes, H. O'Neill, B. R. Evans, S. V. Pingali, V. S. Urban and T. M. Young, *Sci. Total Environ.*, 2019, **685**, 1097–1106.
- 139 M. González-Pleiter, M. Tamayo-Belda, G. Pulido-Reyes, G. Amariei, F. Leganés, R. Rosal and F. Fernández-Piñas, *Environ. Sci.: Nano*, 2019, **6**, 1382–1392.
- 140 A. S. Al Hosni, J. K. Pittman and G. D. Robson, *Waste Manage.*, 2019, **97**, 105–114.
- 141 A. Pischedda, M. Tosin and F. Degli-Innocenti, *Polym. Degrad. Stab.*, 2019, **170**, 109017.
- 142 D. Iram, R. Riaz and R. K. Iqbal, *Open J. Environ. Biol.*, 2019, **4**, 7–15.
- 143 J. Liao and Q. Chen, *J. Hazard. Mater.*, 2021, 126329.
- 144 J. Rütthi, D. Bülsterli, L. Pardi-Comensoli, I. Brunner and B. Frey, *Front. Environ. Sci.*, 2020, **8**, 173.
- 145 S. Pignattelli, A. Broccoli and M. Renzi, *Sci. Total Environ.*, 2020, **727**, 138609.
- 146 K. Yokota and M. Mehlrose, *Water*, 2020, **12**, 2650.
- 147 H. Zang, J. Zhou, M. R. Marshall, D. R. Chadwick, Y. Wen and D. L. Jones, *Soil Biol. Biochem.*, 2020, **148**, 107926.
- 148 F. Wang, X. Zhang, S. Zhang, S. Zhang and Y. Sun, *Chemosphere*, 2020, **254**, 126791.
- 149 Y. Zhou, X. Liu and J. Wang, *Sci. Total Environ.*, 2019, **694**, 133798.
- 150 H. Tong, X. Hu, X. Zhong and Q. Jiang, *Environ. Toxicol. Chem.*, 2021, **40**, 72–78.
- 151 Y. M. Lozano and M. C. Rillig, *Environ. Sci. Technol.*, 2020, **54**, 6166–6173.
- 152 A. A. de Souza Machado, C. W. Lau, W. Kloas, J. Bergmann, J. B. Bachelier, E. Faltin, R. Becker, A. S. Görlich and M. C. Rillig, *Environ. Sci. Technol.*, 2019, **53**, 6044–6052.
- 153 J. Ru, Y. Huo and Y. Yang, *Front. Microbiol.*, 2020, **11**, 442.
- 154 S. Miri, R. Saini, S. M. Davoodi, R. Pulicharla, S. K. Brar and S. Magdoul, *Chemosphere*, 2021, 131670.
- 155 J. C. Sanchez-Hernandez, Y. Capowiez and K. S. Ro, *ACS Sustainable Chem. Eng.*, 2020, **8**, 4292–4316.
- 156 M. Llorca, D. Álvarez-Muñoz, M. Ábalos, S. Rodríguez-Mozaz, L. H. Santos, V. M. León, J. A. Campillo, C. Martínez-Gómez, E. Abad and M. Farré, *Trends Environ. Anal. Chem.*, 2020, e00090.
- 157 L. Li, Q. Zhou, N. Yin, C. Tu and Y. Luo, *Chin. Sci. Bull.*, 2019, **64**, 928–934.
- 158 Y. Su, V. Ashworth, C. Kim, A. S. Adeleye, P. Rolshausen, C. Roper, J. White and D. Jassby, *Environ. Sci.: Nano*, 2019, **6**, 2311–2331.
- 159 L. Li, J. Yang, Q. Zhou, W. J. G. M. Peijnenburg and Y. Luo, Uptake of microplastics and their effects on plants, in *Microplastics in Terrestrial Environments. The Handbook of Environmental Chemistry*, vol. 95, Springer, Cham, 2020.
- 160 E. C. Ebere, V. A. Wirnkor and V. E. Ngozi, *World Sci. News*, 2019, **131**, 256–267.
- 161 L. G. A. Barboza, C. Lopes, P. Oliveira, F. Bessa, V. Otero, B. Henriques, J. Raimundo, M. Caetano, C. Vale and L. Guilhermino, *Sci. Total Environ.*, 2020, **717**, 134625.
- 162 T. Saeed, N. Al-Jandal, A. Al-Mutairi and H. Taqi, *Mar. Pollut. Bull.*, 2020, **152**, 110880.
- 163 A. Lusher, P. Hollman and J. Mendoza-Hill, *FAO Fish. Aquac. Tech. Pap.*, 2017, **9**(9), 1346–1360.
- 164 Z. Cheng, J.-R. Chen, C. Zheng, Z.-B. Yang, X.-X. Xu and M.-H. Wong, *Chemosphere*, 2021, **276**, 130189.
- 165 P. Marsden, A. A. Koelmans, J. Bourdon-Lacombe, T. Gouin, L. D'Anglada, D. Cunliffe, P. Jarvis, J. Fawell and J. De France, *Microplastics in Drinking Water*, World Health Organization, 2019.
- 166 D. Schymanski, C. Goldbeck, H.-U. Humpf and P. Fürst, *Water Res.*, 2018, **129**, 154–162.
- 167 S. V. Panno, W. R. Kelly, J. Scott, W. Zheng, R. E. McNeish, N. Holm, T. J. Hoellein and E. L. Baranski, *Groundwater*, 2019, **57**, 189–196.
- 168 A. A. Koelmans, N. H. M. Nor, E. Hermsen, M. Kooi, S. M. Mintenig and J. De France, *Water Res.*, 2019, **155**, 410–422.
- 169 WHO, *Microplastics in Drinking-Water*, <https://apps.who.int/iris/bitstream/handle/10665/326499/9789241516198-eng.pdf?ua=1>, accessed January 19, 2021.
- 170 E. H. Lwanga, J. M. Vega, V. K. Quej, J. de los Angeles Chi, L. S. Del Cid, C. Chi, G. E. Segura, H. Gertsen, T. Salánki and M. van der Ploeg, *Sci. Rep.*, 2017, **7**, 1–7.
- 171 Y. Song, C. Cao, R. Qiu, J. Hu, M. Liu, S. Lu, H. Shi, K. M. Raley-Susman and D. He, *Environ. Pollut.*, 2019, **250**, 447–455.
- 172 Y. Deng, Y. Zhang, B. Lemos and H. Ren, *Sci. Rep.*, 2017, **7**, 1–10.
- 173 Y. Cho, W. J. Shim, M. Jang, G. M. Han and S. H. Hong, *Environ. Pollut.*, 2019, **245**, 1107–1116.
- 174 B. Liebmann, S. Köppel, P. Königshofer, T. Bucsics, T. Reiberger and P. Schwabl, in *Conference on Nano and Microplastics in Technical and Freshwater Systems*, 2018.
- 175 P. Schwabl, S. Köppel, P. Königshofer, T. Bucsics, M. Trauner, T. Reiberger and B. Liebmann, *Ann. Intern. Med.*, 2019, **171**(7), 453–457.
- 176 M. E. Iñiguez, J. A. Conesa and A. Fullana, *Sci. Rep.*, 2017, **7**, 1–7.
- 177 A. Karami, A. Golieskardi, C. K. Choo, V. Larat, T. S. Galloway and B. Salamatinia, *Sci. Rep.*, 2017, **7**, 46173.
- 178 F. Zhang, Y. B. Man, W. Y. Mo, K. Y. Man and M. H. Wong, *Crit. Rev. Environ. Sci. Technol.*, 2020, **50**, 2109–2143.
- 179 A. Mathalon and P. Hill, *Mar. Pollut. Bull.*, 2014, **81**, 69–79.



- 180 X. Qu, L. Su, H. Li, M. Liang and H. Shi, *Sci. Total Environ.*, 2018, **621**, 679–686.
- 181 S. Karbalaee, P. Hanachi, T. R. Walker and M. Cole, *Environ. Sci. Pollut. Res.*, 2018, **25**, 36046–36063.
- 182 G. Liebezeit and E. Liebezeit, *Pol. J. Food Nutr. Sci.*, 2015, **65**, 143–147.
- 183 A. Khalid, A. Zalouk-Vergnoux, S. Benali, R. Mincheva, J.-M. Raquez, S. Bertrand and L. Poirier, *Mar. Pollut. Bull.*, 2021, **167**, 112295.
- 184 D. M. Mitrano and W. Wohlleben, *Nat. Commun.*, 2020, **11**, 1–12.
- 185 Canada, *Microbeads in Toiletries Regulations*, <http://www.gazette.gc.ca/rp-pr/p2/2017/2017-06-14/html/sor-dors111-eng.html>, accessed February 10, 2021.
- 186 A. F. Herbort, M. T. Sturm and K. Schuhen, *Environ. Sci. Pollut. Res.*, 2018, **25**, 15226–15234.
- 187 Blueair, *Blueair Air Purifiers Remove Microplastics from the Air*, <https://www.blueair.com/ca/blue-family-page.html?>, accessed January 29, 2021.
- 188 M. I. Ali, S. Ahmed, G. Robson, I. Javed, N. Ali, N. Atiq and A. Hameed, *J. Basic Microbiol.*, 2014, **54**, 18–27.
- 189 J. C. Prata, *Environ. Pollut.*, 2018, **234**, 115–126.
- 190 L. Wuennenberg and C. M. Tan, *Plastic Waste in Canada: A daunting economic and environmental threat or an opportunity for sustainable public procurement?*, 2019, <https://www.iisd.org/articles/plastic-waste-canada>, accessed on January 23, 2021.
- 191 CleanFARMS, *Ontario Agricultural Waste Study: Environmental Impacts of Open-Burning Agricultural Plastics*, 2011.
- 192 H. Jeswani, C. Krüger, M. Russ, M. Horlacher, F. Antony, S. Hann and A. Azapagic, *Sci. Total Environ.*, 2021, **769**, 144483.
- 193 H. H. Khoo, *Resour., Conserv. Recycl.*, 2019, **145**, 67–77.
- 194 UK-Government, *LCA of Management Options for Mixed Waste Plastics*, [https://www.wrap.org.uk/sites/files/wrap/LCA of Management Options for Mixed Waste Plastics.pdf#0](https://www.wrap.org.uk/sites/files/wrap/LCA%20of%20Management%20Options%20for%20Mixed%20Waste%20Plastics.pdf#0), accessed December 25, 2020.
- 195 Y. Aryan, P. Yadav and S. R. Samadder, *J. Cleaner Prod.*, 2019, **211**, 1268–1283.
- 196 L. Wood, *Global Plastic Recycling Market Report 2021: Market to Reach \$47.3 Billion by 2026 from \$33 Billion in 2020 – ResearchAndMarkets.com*, <https://www.businesswire.com/news/home/20211130005878/en/Global-Plastic-Recycling-Market-Report-2021-Market-to-Reach-47.3-Billion-by-2026-from-33-Billion-in-2020—ResearchAndMarkets.com>, accessed December 3, 2021.
- 197 OMAFRA, *Recycling Farm Plastic Films*, <http://www.omafra.gov.on.ca/english/engineer/facts/95-019.htm#11>, accessed October 14, 2020.
- 198 StatisticsCanada, *Canada at a Glance, Environment Edition*, <https://www150.statcan.gc.ca/n1/pub/12-581-x/2017001/sec-5-eng.htm>, accessed October 14, 2020.
- 199 IBISWorld, *Waste Collection Services in Canada – Market Research Report*, <https://www.ibisworld.com/canada/market-research-reports/waste-collection-services-industry/>, accessed October 14, 2020.
- 200 Canada, *NAICS 3261 Plastic Products Industry (Total)*, <https://www.ic.gc.ca/eic/site/plastics-plastiques.nsf/eng/pl00312.html>, accessed February 1, 2021.
- 201 W.-L. Wang, Q.-Y. Wu, C. Wang, T. He and H.-Y. Hu, *Environ. Sci. Pollut. Res.*, 2015, **22**, 3620–3630.
- 202 O. Edjere, A. C. Ibezute and O. E. Oghama, *Int. Res. J. Pure Appl. Chem.*, 2020, 18–28.
- 203 L. Wei, Z. Li, J. Sun and L. Zhu, *Sci. Total Environ.*, 2020, **726**, 137978.
- 204 B. Zhou, L. Zhao, Y. Sun, X. Li, L. Weng and Y. Li, *Sci. Total Environ.*, 2021, **778**, 146281.
- 205 Z. Steinmetz, C. Wollmann, M. Schaefer, C. Buchmann, J. David, J. Tröger, K. Muñoz, O. Frör and G. E. Schaumann, *Sci. Total Environ.*, 2016, **550**, 690–705.
- 206 J. Wang, S. Lv, M. Zhang, G. Chen, T. Zhu, S. Zhang, Y. Teng, P. Christie and Y. Luo, *Chemosphere*, 2016, **151**, 171–177.
- 207 X. Li, W. Zhang, J. Lv, W. Liu, S. Sun, C. Guo and J. Xu, *Environ. Sci. Eur.*, 2021, **33**, 1–14.
- 208 WHO, *Concise International Chemical Assessment Document 52. Geneva*, Switz World Heal Organ, 2003, <https://www.who.int/ipcs/publications/cicad/en/cicad52.pdf>, accessed on March 1, 2021.
- 209 R. Kavlock, K. Boekelheide, R. Chapin, M. Cunningham, E. Faustman and P. Foster, *Reprod. Toxicol.*, 2002, **16**, 529–653.
- 210 K. V. S. Rajmohan, C. Ramya, M. R. Viswanathan and S. Varjani, *Curr. Opin. Environ. Sci. Health*, 2019, **12**, 72–84.
- 211 A. L. Lusher, N. A. Welden, P. Sobral and M. Cole, *Anal. Methods*, 2017, **9**, 1346–1360.
- 212 N. K. Y. Susanti, A. Mardiasuti and Y. Wardiatno, in *IOP Conference Series: Earth and Environmental Science*, IOP Publishing, 2020, vol. 528, p. 12013.
- 213 E. Besseling, A. Wegner, E. M. Foekema, M. J. Van Den Heuvel-Greve and A. A. Koelmans, *Environ. Sci. Technol.*, 2013, **47**, 593–600.
- 214 L. Lei, S. Wu, S. Lu, M. Liu, Y. Song, Z. Fu, H. Shi, K. M. Raley-Susman and D. He, *Sci. Total Environ.*, 2018, **619**, 1–8.
- 215 Y. Ma, A. Huang, S. Cao, F. Sun, L. Wang, H. Guo and R. Ji, *Environ. Pollut.*, 2016, **219**, 166–173.
- 216 W. Wang, J. Ge, X. Yu and H. Li, *Sci. Total Environ.*, 2020, **708**, 134841.
- 217 J. Kang, L. Zhou, X. Duan, H. Sun, Z. Ao and S. Wang, *Matter*, 2019, **1**, 745–758.
- 218 H. Ye, Y. Wang, X. Liu, D. Xu, H. Yuan, H. Sun, S. Wang and X. Ma, *J. Colloid Interface Sci.*, 2021, **588**, 510–521.
- 219 I. A. Ricardo, E. A. Alberto, A. H. S. Júnior, D. L. P. Macuvel, N. Padoin, C. Soares, H. G. Riella, M. C. V. M. Starling and A. G. Trovó, *Chem. Eng. J.*, 2021, 130282.
- 220 X. Jiao, K. Zheng, Q. Chen, X. Li, Y. Li, W. Shao, J. Xu, J. Zhu, Y. Pan and Y. Sun, *Angew. Chem., Int. Ed.*, 2020, **59**, 15497–15501.
- 221 X. Jie, W. Li, D. Slocombe, Y. Gao, I. Banerjee, S. Gonzalez-Cortes, B. Yao, H. AlMegren, S. Alshihri and J. Dilworth, *Nat. Catal.*, 2020, **3**, 902–912.



- 222 J. Nikiema, J. Mateo-Sagasta, Z. Asiedu, D. Saad and B. Lamizana, *Water pollution by plastics and microplastics: a review of technical solutions from source to sea*, 2020, <https://www.unep.org/resources/report/water-pollution-plastics-and-microplastics-review-technical-solutions-source-sea>, accessed on January 15, 2021.
- 223 C. Dussud and J.-F. Ghiglione, *CIESM Workshop Monogr.*, 2014, **46**, 49–54.
- 224 E. H. Lwanga, B. Thapa, X. Yang, H. Gertsen, T. Salánki, V. Geissen and P. Garbeva, *Sci. Total Environ.*, 2018, **624**, 753–757.
- 225 P. Bhatt, V. M. Pathak, A. R. Bagheri and M. Bilal, *Environ. Res.*, 2021, 111762.
- 226 J. Fojt, J. David, R. Příkryl, V. Řezáčová and J. Kučerík, *Sci. Total Environ.*, 2020, **745**, 140975.
- 227 X. u Zhao, Z. Li, Y. Chen, L. Shi and Y. Zhu, *J. Mol. Catal. A: Chem.*, 2007, **268**, 101–106.
- 228 Y. Hu, M. Gong, J. Wang and A. Bassi, *Rev. Environ. Sci. Bio/Technol.*, 2019, **18**, 207–230.
- 229 B. Ma, W. Xue, Y. Ding, C. Hu, H. Liu and J. Qu, *J. Environ. Sci.*, 2019, **78**, 267–275.
- 230 J. W. Park, S. J. Lee, D. Y. Hwang and S. Seo, *RSC Adv.*, 2021, **11**, 3556–3566.
- 231 M. Sarcletti, H. Park, J. Wirth, S. Englisch, A. Eigen, D. Drobek, D. Vivod, B. Friedrich, R. Tietze and C. Alexiou, *Mater. Today.*, 2021, **48**, 38–46.
- 232 N. Mohanan, Z. Montazer, P. K. Sharma and D. B. Levin, *Front. Microbiol.*, 2020, **11**, 2837.
- 233 W. Y. Chia, D. Y. Y. Tang, K. S. Khoo, A. N. K. Lup and K. W. Chew, *Environ. Sci. Ecotechnol.*, 2020, 100065.
- 234 A. Nakanishi, K. Iritani and Y. Sakihama, *J. Nanotechnol. Nanomater.*, 2020, **1(2)**, 72–85.
- 235 S. Ju, G. Shin, M. Lee, J. M. Koo, H. Jeon, Y. S. Ok, D. S. Hwang, S. Y. Hwang, D. X. Oh and J. Park, *Green Chem.*, 2021, **23(8)**, 6953–6965.

