



Cite this: *Chem. Sci.*, 2022, 13, 10506

All publication charges for this article have been paid for by the Royal Society of Chemistry

Organocopper(II) complexes: new catalysts for carbon–carbon bond formation *via* electrochemical atom transfer radical addition (eATRA)[†]

Miguel A. González, [‡] Chuyi Su, [‡] Craig M. Williams ^{*} and Paul V. Bernhardt ^{*}

Organocopper(II) complexes are a rarity while organocopper(I) complexes are commonplace in chemical synthesis. In the course of building a strategy to generate organocopper(II) species utilizing electrochemistry, a method to form compounds with Cu^{II}–C bonds was discovered, that demonstrated remarkably potent reactivity towards different functionalized alkenes under catalytic control. The role of the organocopper(II) complex is to act as a source of masked radicals (in this case [•]CH₂CN) that react with an alkene to generate the corresponding γ -halonitrile in good yields through atom transfer radical addition (ATRA) to various alkenes. The organocopper(II) complexes can be continuously regenerated electrochemically for ATRA (eATRA), which proceeds at room temperature, under low Cu loadings (1–10 mol%) and with the possibility of Cu-catalyst recovery.

Received 20th June 2022
Accepted 17th August 2022

DOI: 10.1039/d2sc03418b

rsc.li/chemical-science

Introduction

Organocopper(I) compounds are among the most extensively used reagents in the functionalization of organic molecules, namely in the form of nucleophilic C–C bond and C–heteroatom bond formation as stoichiometric reagents or catalysts.^{1–4} In stark contrast to the myriad of organocopper(I) complexes that have been prepared, organocopper(II) compounds are rare. Only a few organocopper(II) complexes have been structurally characterized by X-ray diffraction, specifically, those containing ligands that exert sufficient electronic and steric effects to protect the Cu^{II}–C bond from dissociation. Examples of these include N-heterocyclic carbene,^{5–7} N-confused porphyrin,⁸ macrocyclic aryl tripyridyl⁹ and tripodal tris(2-pyridylthio)methyl¹⁰ ligands. Two particularly important cases include monodentate C-bound –CH₂CN to copper(II) from the Tolman¹¹ and Huang groups,¹² where pyridine-2,6-dicarboxamide co-ligands were utilized. Huang and co-workers showed that the Cu^{II}–CH₂CN

moiety acted as a cyanide source (activating the C–C bond) for catalytic cyanation of iodobenzene, phenylboronic acid, and 2-phenylpyridine. However, beyond these examples, the reactivity of organocopper(II) complexes remains largely unexplored.



A key issue is the reactivity of the Cu^{II}–C bond, in terms of both its lability and cleavage mode. As shown in eqn (1), heterolysis of the Cu^{II}–C bond generates Cu^{II} and a carbanion (R[–]); a powerful base and nucleophile.¹³ Alternatively, homolysis liberates a radical (R[•]) and Cu^I (eqn (2)). The latter transformation would render the organocopper(II) species an ideal candidate for radical addition reactions since a controlled radical release *via* Cu^{II}–C bond homolysis minimizes radical termination.

The role of Cu complexes in atom transfer radical addition (ATRA) has been well established.¹⁴ The redox activity of Cu is central to the mechanism of ATRA and the key step is initiation whereby a reactive radical is generated from a dormant alkyl halide. As an illustrative example of initiation (Scheme 1, highlighted box), the Cu(I) complex of the tetradentate ligand Me₆tren (hereafter abbreviated as L) reacts with an organic halide (XCH₂CN, X = Cl (**1a**) or Br (**1b**)) yielding a halido-copper(II) complex ([Cu^{II}LX]⁺) and the radical [•]CH₂CN (see Scheme 1). In recently published work, we showed that rapid electrochemical regeneration of [Cu^IL]⁺

School of Chemistry and Molecular Biosciences, University of Queensland, Brisbane 4072, Australia. E-mail: p.bernhardt@uq.edu.au; c.williams3@uq.edu.au

[†] Electronic supplementary information (ESI) available: This includes physical methods, synthesis and characterization of substrates, stoichiometric ATRA procedure, eATRA protocol, characterization data for all ATRA products, copies of ¹H and ¹³C NMR spectra, control electrochemical experiments, X-ray crystallographic data in CIF format. CCDC 2176281–2176286. For ESI and crystallographic data in CIF or other electronic format see <https://doi.org/10.1039/d2sc03418b>

[‡] These authors contributed equally to this work.





Scheme 1 The electrochemically triggered formation of the organocopper(II) complex $[CuL(CH_2CN)]^+$ ($L = Me_6tren$).

leads to an accumulation of $[Cu^I L]^+$ and $\cdot CH_2CN$ near the electrode, which rapidly combine to form the organocopper(II) complex $[Cu^{II}L(CH_2CN)]^+$.^{15–17}

The reactivity of $[Cu^I L(CH_2CN)]^+$ is now explored in the context of developing and executing controlled carbon–carbon bond formation based on ATRA. One of the main deficiencies of conventional copper-catalyzed ATRA, however, is the need for high Cu loadings relative to the substrate (up to 30%) and high temperatures (over 90 °C) to achieve desired yields and selectivities.^{14,18,19} Electrosynthesis is a promising and innovative synthetic methodological tool in organic synthesis that can accomplish challenging transformations under mild conditions.^{20–23} Herein we report, for the first time, electrochemical atom transfer radical addition (*e*ATRA) with $[Cu^{II}L(CH_2CN)]^+$ as

the radical source using mild reaction conditions, and with a protocol for catalyst recovery.

Results and discussion

Electrochemical synthesis of $[Cu^{II}L(CH_2CN)]^+$

In order to generate $[Cu^{II}L(CH_2CN)]^+$ in solution, a bulk electrolysis protocol, based on a previously described method, was routinely employed for this work.^{15,17} The stable $[Cu^{II}L(NCCH_3)]^{2+}$ complex forms spontaneously when crystalline $[Cu^{II}L(OH_2)](ClO_4)_2$ (ref. 24) is dissolved in CH_3CN , and electrochemical reduction to $[Cu^I L]^+$ is accompanied by a change in coordination number (5 to 4), which is typical of copper coordination chemistry.²⁵ In the presence of **1a** or **1b** radical activation occurs generating $[Cu^{II}LX]^+$ and $\cdot CH_2CN$



Fig. 1 CV of $[Cu^{II}L(NCCH_3)]^{2+}$ (2 mM) before and after the addition of 10 equivalents (20 mM) $ClCH_2CN$ (left, **1a**) and $BrCH_2CN$ (right, **1b**) (at a scan rate of 100 mV s^{-1} ; highlighted shaded areas show the potential window for forming $[Cu^{II}L(CH_2CN)]^+$).

Table 1 Optimization of the stoichiometric reaction of $[\text{Cu}^{\text{I}}\text{L}(\text{CH}_2\text{CN})]^+$ with styrene (**2**) at different temperatures and equivalents of BrCH_2CN (**1b**)^a

Entry	Ratio 2 : 1b	Temperature ($^{\circ}\text{C}$)	Monoadduct formation ^b (%)	Ratio ^b	
				2b	2c
1	1 : 2	25	25	100	0
2	1 : 2	40	55	100	0
3	1 : 2	60	100	75	25
4	1 : 2	82 (reflux)	0	—	—
5	1 : 1	60	0	—	—
6	1 : 6	60	100	94	6
7	1 : 16	60	100	94	6

^a Reactions were carried out with the electro-generated $[\text{Cu}^{\text{II}}\text{L}(\text{CH}_2\text{CN})]^+$ ($E_{\text{app}} -860$ mV vs. $\text{Fc}^{+/0}$) in 25 mL of anhydrous CH_2CN (0.1 M $[\text{Et}_4\text{N}][\text{ClO}_4]$) under N_2 for 24 h. The ratio of styrene (**2**) and $[\text{Cu}^{\text{II}}\text{L}(\text{CH}_2\text{CN})]^+$ was 1 : 1. Reactions were monitored by TLC and ^1H NMR spectroscopy. ^b Determined by ^1H NMR (CDCl_3) and expressed as a percentage of the styrene derivatives **2b** and **2c**.

(Scheme 1). If the applied electrode potential is kept within a window low enough to reduce $[\text{Cu}^{\text{II}}\text{LX}]^+$ yet high enough to avoid reduction of $[\text{Cu}^{\text{II}}\text{L}(\text{CH}_2\text{CN})]^+$ ($E_{\text{CuLR}}^0 < E < E_{\text{CuLX}}^0$), then

Table 2 Optimization of pre-catalyst loadings ($[\text{Cu}^{\text{II}}\text{L}(\text{NCCH}_3)](\text{ClO}_4)_2$) for eATRA reaction of styrene (**2**) and ClCH_2CN (**1a**)^a

Entry	Loading of $[\text{Cu}^{\text{II}}\text{L}(\text{NCCH}_3)](\text{ClO}_4)_2$ (mol%)	Conversion ^b (%)	Yield ^c (%)
1	10	94	72
2	5	100	60
3	2	83	64
4	1	75	46
5	0.4	82	37
6	0.2	27	12

^a All reactions were performed with 100 mg (0.96 mmol) of styrene (**2**) at room temperature in an H-cell under N_2 , and the molar ratio of **1a** : **2** was 1 : 2. The applied working electrode potential was -960 mV vs. $\text{Fc}^{+/0}$. Reactions were generally complete within 5 h, except for entry 6, which required ca. 16 h. ^b Based on ^1H NMR. ^c Isolated product after chromatography.

$[\text{Cu}^{\text{I}}\text{L}]^+$ and $\cdot\text{CH}_2\text{CN}$ accumulate and react rapidly¹⁵ to form $[\text{Cu}^{\text{II}}\text{L}(\text{CH}_2\text{CN})]^+$ (Scheme 1).

The alkyl halides ClCH_2CN or BrCH_2CN can be directly reduced electrochemically²⁶ to the radical $\cdot\text{CH}_2\text{CN}$ (ESI Fig. S3A[†]), but only at potentials well below those shown in Fig. 1 (< -1600 mV vs. $\text{Fc}^{+/0}$). The complex $[\text{Cu}^{\text{I}}\text{L}]^+$ is essential in achieving controlled radical activation. CV experiments carried out with $\text{Cu}(\text{ClO}_4)_2$ in CH_3CN (giving the $[\text{Cu}(\text{NCCH}_3)_4]^{2+/+}$ couple at ca. $+650$ mV vs. $\text{Fc}^{+/0}$) led to no catalytic reaction with either ClCH_2CN or BrCH_2CN upon electrochemical reduction (ESI Fig. S3B and C[†]). This is in line with the known dependence

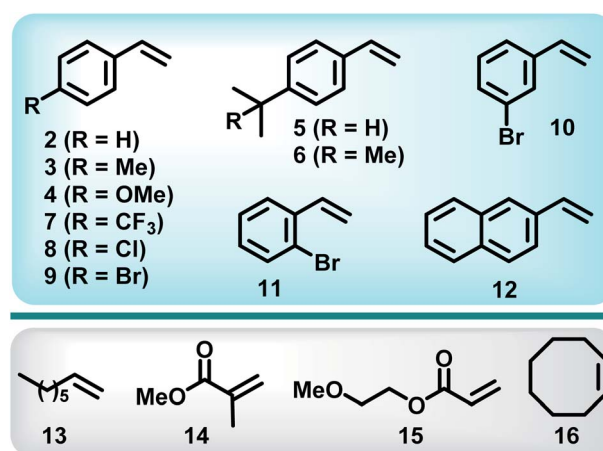
**Scheme 2** Alkene substrates investigated with eATRA.

Table 3 Substrate scope of eATRA reaction utilizing functionalized alkenes (2–16) in the formation of γ -halonitriles^a

^a Reactions undertaken with $[\text{Cu}^{\text{II}}\text{L}(\text{NCCH}_3)_2]^{2+}$ (10 mol%) in anhydrous CH_3CN (50 mL, 0.1 M $(\text{Et}_4\text{N})(\text{ClO}_4)$) under N_2 and at 298 K. Yields of isolated product shown unless noted otherwise. ^b Yield corresponds to total isomeric product mixture ($5a + 5a'$ or *syn* + *anti* **16a**).

of the radical activation rate constant on the $\text{Cu}^{\text{II/I}}$ redox potential.²⁷

Stoichiometric ATRA

When electrogenerated $[\text{Cu}^{\text{II}}\text{L}(\text{CH}_2\text{CN})]^+$ and styrene (**2**) were mixed anaerobically in equimolar quantities for 24 h at room

temperature, a polymeric precipitate formed with no detectable quantities of the desired ATRA product by ^1H NMR analysis (Table 1, entry 5). When 2 equivalents of the halide **1b** were added to the reaction mixture, the desired γ -halonitrile (**2b**) was obtained in 25% yield (Table 1, entry 1). The reaction was optimized for temperature and reaction time (Table 1, entries 1–





Scheme 3 (a) Proposed intermolecular chain transfer mechanism of the radical intermediate formed in the reaction of *para*-isopropyl styrene (5) to form the isomeric by-product 5a'. (b) Termination of the transient radical intermediate in the absence of $[\text{Cu}^{\text{II}}\text{LBr}]^+$, which leads to the formation of dimers (6d-8d/6d'-8d').

4) leading to higher product yields upon heating, but at temperatures above 60 °C elimination of HBr from **2b** gave the corresponding alkene **2c** (Table 1, entry 3). Similarly, increased amounts of **1b** relative to $[\text{Cu}^{\text{II}}\text{L}(\text{CH}_2\text{CN})]^+$ and **2** led to higher yields of **2b** at lower temperatures (Table 1, entries 6 and 7), but increasing amounts of succinonitrile (**1d**) were observed to form through self-termination (dimerization) of $\cdot\text{CH}_2\text{CN}$ radicals. Reaction at 82 °C (refluxing acetonitrile) gave no product due to the thermal polymerisation of **2**.²⁸ Importantly, no elimination occurred when **1a** was used under the same conditions given the greater stability of the chlorinated product **2a**.

Electrocatalytic ATRA (eATRA)

Gratifyingly, the same reaction outcome could be achieved at room temperature under electrocatalytic conditions with sub-stoichiometric amounts of copper complex in the presence of **2** and two equivalents of **1a** or **1b**. This led to the formation of the ATRA adducts (**2a** and **2b**) in good yields at room temperature with a significant decrease in reaction time.

The effect of pre-catalyst $[\text{Cu}^{\text{II}}\text{L}(\text{NCCH}_3)]^{2+}$ concentration was examined by investigating the room temperature electrochemical ATRA reaction of **1a** and **2**. High conversions and good

yields were obtained when using 1–10 mol% of the pre-catalyst with reaction times under 12 h (Table 2, entries 1–4). When catalyst loadings decreased to 0.4 mol% or less, longer reaction times were required and lower yields were obtained (Table 2, entries 5–6). Loadings over 10 mol% Cu did not shorten reaction times or improve yields so all subsequent experiments were carried out with 10 mol% Cu loading.

eATRA scope

With optimum conditions determined, the scope of the copper-catalyzed eATRA was investigated by employing various functionalized alkenes (**2–16**, Scheme 2) to react with organic halides **1a** or **1b** (Table 3). *Para*-substituted styrenes afforded the expected ATRA γ -halonitrile products (*i.e.*, **2–9a**, **2–5b**, **9b**) in moderate to excellent yields (52–96%) with no alkene elimination by-products (*e.g.* **2c**). However, *p*-isopropylstyrene (**5**), also gave a small amount of isomeric halonitrile by-product **5a'**. This is potentially due to an intermolecular radical chain transfer mediated by the reactive Me_2CH - substituent (Scheme 3a). Non-aromatic alkenes (**13–16**), exhibit full conversion to the corresponding ATRA products by ^1H NMR analysis. Volatility of these aliphatic products is the origin of their lower isolated yields. Of the two organic halides surveyed, **1b** required shorter reaction times compared with **1a**, which was in accord with the expected relative C-Br and C-Cl bond reactivity (strength). Despite this, the yields were consistently higher when **1a** was employed, so **1a** became the focus for eATRA while **1b** was limited to representative examples from Scheme 2. The results are summarized in Table 3.

When eATRA reactions of *p*-*t*-butylstyrene (**6**), *p*-trifluoromethylstyrene (**7**), and *p*-chloro styrene (**8**) were explored at very low catalyst loadings (*e.g.*, 10 mM alkene and 0.01 mM $[\text{Cu}^{\text{II}}\text{L}(\text{NCCH}_3)](\text{ClO}_4)_2$ (0.1 mol%)), the corresponding dimers (**6d/6d'**, **7d/7d'** and **8d/8d'**) were formed as mixtures of *erythro*- and *threo*-isomers. The centrosymmetric *erythro*-isomers were all characterised by X-ray crystallography (see ESI†). These products are a result of termination of the transient radical intermediate following radical addition (Scheme 3b), when insufficient $[\text{Cu}^{\text{II}}\text{LX}]^+$ is present to complete ATRA by halogen



Scheme 4 Reaction scheme for copper-catalyzed eATRA. Charges omitted for clarity.



atom transfer. To avoid this reaction, the loadings of the copper pre-catalyst should be kept above 1 mol% relative to alkene substrates.

Mechanism

Scheme 4 illustrates the roles of each Cu complex (A–D) in the eATRA mechanism. Electrochemical reduction of $[\text{Cu}^{\text{II}}\text{LX}]^+$ (A) to $[\text{Cu}^{\text{I}}\text{L}]^+$ (C) via the halido cuprous complex $[\text{Cu}^{\text{I}}\text{LX}]$ (B) initiates the cycle. The role of $[\text{Cu}^{\text{II}}\text{L}(\text{CH}_2\text{CN})]^+$ (D) in eATRA is to stabilise $\cdot\text{CH}_2\text{CN}$ and block self-termination (to **1d**). The complex $[\text{Cu}^{\text{II}}\text{L}(\text{CH}_2\text{CN})]^+$ has proven to be a reactive yet robust intermediate that we have been able to prepare *in situ* and characterise spectroscopically.^{15,17} However, the halido complex $[\text{Cu}^{\text{II}}\text{LX}]^+$ (X = Cl, Br) (A) is an equally essential participant in eATRA as a halogen atom donor to form the final product and close the catalytic cycle (Scheme 4, left hand side). Without $[\text{Cu}^{\text{II}}\text{LX}]^+$ (generated by the second equivalent of XCH_2CN), dimers (**6d/6d'**–**8d/8d'**) or polymeric products ensue. As illustrated in Scheme 4, this reaction is genuinely catalytic as no Cu complex is consumed; only the first electron to reduce the initial $[\text{CuL}(\text{NCCH}_3)]^{2+}$ pre-catalyst is required.

Conclusions

Electrochemically mediated atom transfer radical addition (eATRA), is enabled by a rare but resilient organocopper(II) species $[\text{Cu}^{\text{II}}\text{L}(\text{CH}_2\text{CN})]^+$ (L = Me₆tren), generating new carbon–carbon bonds in good to excellent yields under mild reaction conditions. The complex $[\text{Cu}^{\text{II}}\text{L}(\text{CH}_2\text{CN})]^+$ is a controlled source of $\cdot\text{CH}_2\text{CN}$ radicals that add to aromatic and aliphatic alkenes (**2–16**) either stoichiometrically or catalytically (1–10% mol Cu), and importantly the pre-catalyst can be easily recovered after work-up.

Data availability

All experimental data are provided in the ESI.†

Author contributions

M. A. González and C. Su carried out all experimental work and contributed equally. All authors analysed the data and contributed to writing the manuscript.

Conflicts of interest

There are no conflicts to declare.

Acknowledgements

We gratefully acknowledge financial support from the University of Queensland and the Australian Research Council (DP210102150). M. A. G. and C. S. gratefully acknowledge the University of Queensland for the award of Research Training Scholarships.

Notes and references

- 1 E. Nakamura and S. Mori, *Angew. Chem., Int. Ed.*, 2000, **39**, 3750–3771.
- 2 N. Yoshikai and E. Nakamura, *Chem. Rev.*, 2012, **112**, 2339–2372.
- 3 D. S. Müller and I. Marek, *Chem. Soc. Rev.*, 2016, **45**, 4552–4566.
- 4 M. S. Kharasch and P. O. Tawney, *J. Am. Chem. Soc.*, 1941, **63**, 2308–2316.
- 5 X. Hu, I. Castro-Rodriguez and K. Meyer, *J. Am. Chem. Soc.*, 2004, **126**, 13464–13473.
- 6 A. O. Larsen, W. Leu, C. N. Oberhuber, J. E. Campbell and A. H. Hoveyda, *J. Am. Chem. Soc.*, 2004, **126**, 11130–11131.
- 7 J. M. Smith and J. R. Long, *Inorg. Chem.*, 2010, **49**, 11223–11230.
- 8 N. Grzegorzec, E. Nojman, L. Szterenber and L. Latos-Grażyński, *Inorg. Chem.*, 2013, **52**, 2599–2606.
- 9 Q. Zhang, T. Wang, X. Zhang, S. Tong, Y.-D. Wu and M.-X. Wang, *J. Am. Chem. Soc.*, 2019, **141**, 18341–18348.
- 10 R. Miyamoto, R. Santo, T. Matsushita, T. Nishioka, A. Ichimura, Y. Teki and I. Kinoshita, *Dalton Trans.*, 2005, 3179–3186.
- 11 J. Tehranchi, P. J. Donoghue, C. J. Cramer and W. B. Tolman, *Eur. J. Inorg. Chem.*, 2013, **2013**, 4077–4084.
- 12 X. Zhang, Z. Zhang, S. Xiang, Y. Zhu, C. Chen and D. Huang, *Inorg. Chem. Front.*, 2019, **6**, 1135–1140.
- 13 I. Chiarotto, L. Mattiello and M. Feroci, *Acc. Chem. Res.*, 2019, **52**, 3297–3308.
- 14 W. T. Eckenhoff and T. Pintauer, *Catal. Rev.*, 2010, **52**, 1–59.
- 15 T. J. Zerk and P. V. Bernhardt, *Inorg. Chem.*, 2017, **56**, 5784–5792.
- 16 T. J. Zerk, L. R. Gahan, E. H. Krenske and P. V. Bernhardt, *Polym. Chem.*, 2019, **10**, 1460–1470.
- 17 M. A. González, J. R. Harmer and P. V. Bernhardt, *Inorg. Chem.*, 2021, **60**, 10648–10655.
- 18 W. Pu, D. Sun, W. Fan, W. Pan, Q. Chai, X. Wang and Y. Lv, *Chem. Commun.*, 2019, **55**, 4821–4824.
- 19 J. O. Metzger and R. Mahler, *Angew. Chem., Int. Ed.*, 1995, **34**, 902–904.
- 20 M. Yan, Y. Kawamata and P. S. Baran, *Chem. Rev.*, 2017, **117**, 13230–13319.
- 21 S. J. Harwood, M. Palkowitz, D. C. Gannett, N. P. Perez, Z. Yao, L. Sun, H. D. Abruña, S. L. Anderson and P. Baran, *Science*, 2022, **375**, 745–752.
- 22 C. Zhu, N. W. J. Ang, T. H. Meyer, Y. Qiu and L. Ackermann, *ACS Cent. Sci.*, 2021, **7**, 415–431.
- 23 R. D. Little, *J. Org. Chem.*, 2020, **85**, 13375–13390.
- 24 S. C. Lee and R. H. Holm, *J. Am. Chem. Soc.*, 1993, **115**, 11789–11798.
- 25 T. J. Zerk and P. V. Bernhardt, *Coord. Chem. Rev.*, 2018, **375**, 173–190.
- 26 C. Combellas, F. Kanoufi, Z. Osman, J. Pinson, A. Adenier and G. Hallais, *Electrochim. Acta*, 2011, **56**, 1476–1484.
- 27 W. Tang, Y. Kwak, W. Braunecker, N. V. Tsarevsky, M. L. Coote and K. Matyjaszewski, *J. Am. Chem. Soc.*, 2008, **130**, 10702–10713.
- 28 A. W. Hui and A. E. Hamielec, *J. Appl. Polym. Sci.*, 1972, **16**, 749–769.

