

Cite this: *Chem. Sci.*, 2019, 10, 10647

All publication charges for this article have been paid for by the Royal Society of Chemistry

Received 13th September 2019

Accepted 4th October 2019

DOI: 10.1039/c9sc04624k

rsc.li/chemical-science

## Hydration of nitriles using a metal–ligand cooperative ruthenium pincer catalyst†

Beibei Guo,<sup>a</sup> Johannes G. de Vries<sup>b</sup> and Edwin Otten<sup>b</sup>\*a

Nitrile hydration provides access to amides that are important structural elements in organic chemistry. Here we report catalytic nitrile hydration using ruthenium catalysts based on a pincer scaffold with a dearomatized pyridine backbone. These complexes catalyze the nucleophilic addition of H<sub>2</sub>O to a wide variety of aliphatic and (hetero)aromatic nitriles in <sup>t</sup>BuOH as solvent. Reactions occur under mild conditions (room temperature) in the absence of additives. A mechanism for nitrile hydration is proposed that is initiated by metal–ligand cooperative binding of the nitrile.

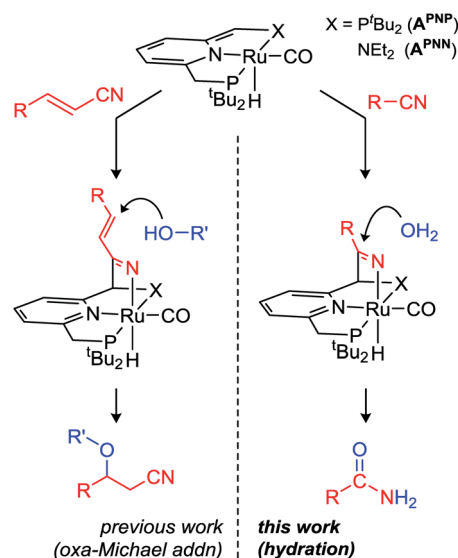
### Introduction

Amides are an important class of compounds that occur in a large variety of biologically active compounds, polymers and synthetic intermediates,<sup>1</sup> and a variety of synthetic methods have been developed for their formation.<sup>2</sup> Nitrile hydration provides an atom-efficient synthesis of amides and is carried out on an industrial scale, for example in the production of acrylamide<sup>3</sup> and nicotinamide.<sup>4</sup> The direct nucleophilic addition of water to the C≡N bond is kinetically slow, and a variety of catalysts have been developed, but it is often difficult to prevent over-hydrolysis to the corresponding carboxylic acids.<sup>5</sup> Nitrile hydratase enzymes yield amides with excellent selectivity,<sup>6</sup> but the limited substrate scope prevents their widespread use. There has been significant recent interest in the development of nitrile hydration catalysts based on transition metals, but most systems reported to date still require relatively high temperatures to reach appreciable catalytic turnover.<sup>7</sup> Recent progress with Rh(I),<sup>8</sup> Ru(II),<sup>9</sup> Pd(II),<sup>10</sup> and Pt(II)<sup>11</sup> catalysts has allowed catalytic nitrile hydration under mild conditions, but additives are often required for high activity (*e.g.*, AgOTf in Grubbs' Pt(II)/phosphinous acid catalysts,<sup>11</sup> or Sc(OTf)<sub>3</sub> in Yin's Pd(II) catalysts<sup>10</sup>).

Metal complexes with pincer ligands have found widespread use in a large variety of catalytic reactions,<sup>12</sup> but the incorporation of a reactive fragment in the ligand backbone to enable 'bifunctional' or 'cooperative' substrate binding/activation has only recently started to emerge.<sup>13</sup> Examples include the (reversible) binding of unsaturated fragments such as CO<sub>2</sub>,<sup>14</sup> SO<sub>2</sub>,<sup>15</sup> carbonyl compounds,<sup>16</sup> or nitriles.<sup>17</sup> Our group reported

that Milstein's dearomatized Ru PNN pincer complex **A<sup>PNN</sup>** (Scheme 1, left) catalyzes the conjugate addition of alcohols to α,β-unsaturated nitriles *via* a metal–ligand cooperative (MLC) mechanism by activation of the nitrile C≡N bond.<sup>18</sup> Very recently, similar reactivity was observed with a related Mn catalyst.<sup>19</sup> This mode of activation reduces the bond order from 3 in the nitrile (C≡N) to 2 in the MLC intermediate (–C=N–Ru), which significantly alters the reactivity profile of the substrate.

Having established that conjugate (1,4-) addition of weak alcohol nucleophiles is enabled by metal–ligand cooperation, we hypothesized that also 1,2-additions to MLC-activated nitriles may be feasible. Herein we describe our results on catalytic nitrile hydration using Ru complexes with dearomatized pyridine-based pincer ligands, and demonstrate that a large variety of aliphatic and (hetero)aromatic nitriles is



Scheme 1 MLC activation of nitriles towards addition of O-nucleophiles.

<sup>a</sup>Stratingh Institute for Chemistry, University of Groningen, Nijenborgh 4, 9747 AG Groningen, The Netherlands. E-mail: edwin.otten@rug.nl

<sup>b</sup>Leibniz-Institut für Katalyse e. V. an der Universität Rostock, Albert-Einstein-Strasse 29a, 18059 Rostock, Germany

† Electronic supplementary information (ESI) available. See DOI: 10.1039/c9sc04624k



selectively converted to the corresponding amides under very mild conditions.

## Results and discussion

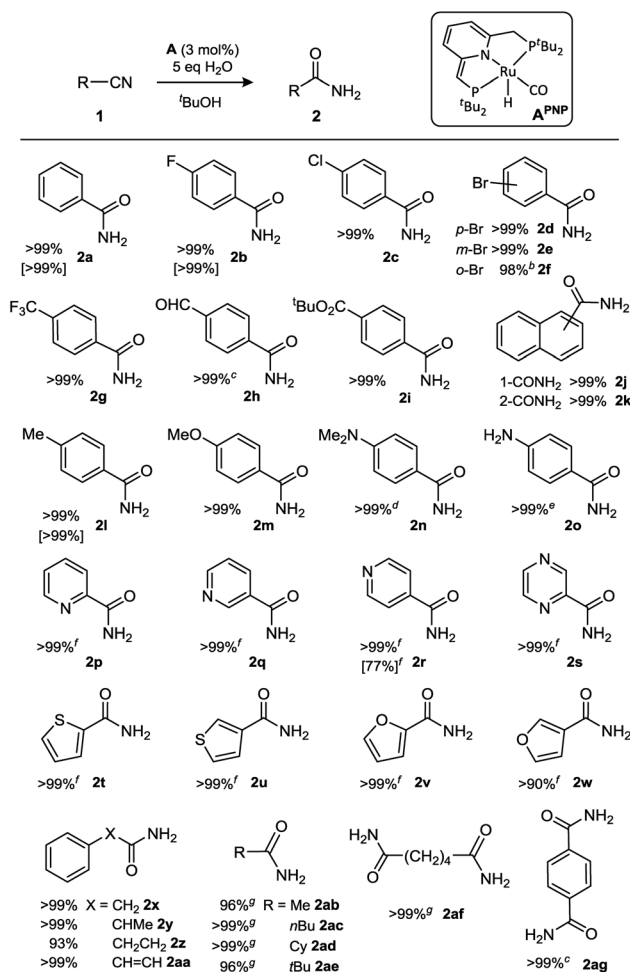
### Catalyst development and reaction scope

Previously it was found that the direct conjugate addition of H<sub>2</sub>O to  $\alpha,\beta$ -unsaturated nitriles was sluggish using catalyst **A<sup>PNN</sup>**.<sup>18c</sup> However, for some of the substrates tested we noticed that amides were obtained in low yield by hydration of the nitrile moiety. Encouraged by these observations, we initiated a screening of reaction conditions for the hydration of acetonitrile. These initial results (see ESI†) showed that both PNN complex **A<sup>PNN</sup>** and the symmetrical PNP analogue **A<sup>PNP</sup>** are active, and performed best in <sup>t</sup>BuOH solvent. An optimum in catalyst activity was found when 5 equivalents of H<sub>2</sub>O were added, which gave 63% conversion to acetamide after 24 h at room temperature (3 mol% catalyst **A<sup>PNP</sup>**). Repeating these reactions with either 2 or 8 equiv. of H<sub>2</sub>O present gave lower nitrile conversions of 44 and 42%, respectively, and the reaction is almost completely suppressed in the presence of 20 equiv. of H<sub>2</sub>O (4% conversion after 24 h). In view of the propensity of complexes such as **A** to heterolytically cleave OH bonds (including H<sub>2</sub>O) in a reversible manner,<sup>20</sup> it is likely that the nitrile, H<sub>2</sub>O and other components in the reaction mixture compete for reaction with the dearomatized complexes **A**, and the presence of increased amounts of water will result in a larger equilibrium concentration of Ru-hydroxides (*vide infra*). The decrease in catalyst activity at H<sub>2</sub>O amounts beyond the optimum (5 equiv.) indicates that in the present catalyst system, Ru-hydroxides are likely not the active species. Although a variety of transition metal hydroxide species have been reported to catalyze nitrile hydration, these often require elevated temperatures.<sup>21</sup> Control experiments carried out in the absence of the dearomatized Ru pincer complexes, either with 3 mol% KO<sup>t</sup>Bu or the ruthenium precursor to **A<sup>PNP</sup>** (the aromatic (PNP) Ru(H)(Cl)(CO) complex) led to no conversion, indicating that the metal–ligand cooperative character of **A** is important in this catalytic conversion.

We subsequently focused on examining the scope of substrates that underwent hydration to the amide using **A<sup>PNP</sup>** as catalyst (Table 1). A selection of substrates was also subjected to catalysis by the nonsymmetrical **A<sup>PNN</sup>** catalyst, which resulted in similar results (Table 1, entries in brackets).

Substrates with halogen substituents (**1b–f**) as well as electron-withdrawing trifluoromethyl (**1g**) or aldehyde groups (**1h**) at the *para*-position all afforded the corresponding amides in quantitative isolated yields. In case of aldehyde **1h**, its poor solubility in <sup>t</sup>BuOH resulted in slow conversion under the standard conditions, but addition of THF as co-solvent afforded a homogeneous solution and resulted in facile amide formation. For the three bromo-substituted substrates (**1d–f**), conversion of the hindered *ortho*-isomer was sluggish at room temperature, but at 50 °C the reaction went to completion within 2 days. The hydration reaction also occurred with naphthyl nitriles (**1j,k**). The presence of an electron-withdrawing *para*-nitro substituent completely suppressed the reaction at

Table 1 Scope of nitrile hydration catalyzed by Ru pincer complex **A<sup>PNP</sup>**



<sup>a</sup> Isolated yield after reaction at room temperature for 1 day, unless noted otherwise. Conversions using catalyst **A<sup>PNN</sup>** under the same conditions are given in square brackets. <sup>b</sup> Reaction at 50 °C for 2 days. <sup>c</sup> Reaction in a 1 : 1 mixture of THF/<sup>t</sup>BuOH due to poor solubility of the starting material. <sup>d</sup> Reaction at 50 °C for 20 hours. <sup>e</sup> Reaction at 80 °C for 16 hours. <sup>f</sup> Reaction at room temperature for 1 day with 0.5 mol% catalyst loading. <sup>g</sup> Reaction at 50 °C for 24 hours.

room temperature; heating to 80 °C restored some catalytic activity, but the reaction stalled at *ca.* 25% conversion under those conditions. Catalyst deactivation by the nitro-group does not seem to take place, as hydration of **1b** in the presence of an equimolar amount of nitrobenzene gives full conversion to **2b** at a rate that is similar to that in the absence of nitrobenzene (see ESI†). A likely explanation is that the *p*-nitro benzamide product, which has a relatively acidic N–H bond, competes with the nitrile substrate for binding with the catalyst and leads to product inhibition (*vide infra*). Benzonitriles with electron-donating substituents (*p*-Me, -OMe, -NR<sub>2</sub>) are also hydrated, although the aniline derivatives required heating to achieve full conversion (**1n**: 50 °C for 20 h; **1o**: 80 °C for 16 h). In the case of the free aniline **1o**, this may be due to competing (reversible) N–H bond activation to form Ru-anilido species.<sup>22</sup> Consistent



with this hypothesis is the observation that 4-hydroxybenzotrile is not converted even at 80 °C, indicating that the acidic Ar-OH moiety deactivates the catalyst in an irreversible manner.<sup>18a,23</sup>

Unhindered esters such as 4-acetoxybenzotrile and ethyl 4-cyanobenzoate also do not form the amide products, likely because of competing ester hydrolysis to the carboxylic acids. For more hindered esters, however, the reaction works well as demonstrated by full conversion of *tert*-butyl 4-cyanobenzoate (**1i**).

Heteroaromatic nitriles are also converted, with even shorter reaction times under the standard conditions (<1 h with 3 mol% catalyst **A<sup>PNP</sup>**). Consequently, this class of substrates reaches full conversion within a day at room temperature using a catalyst loading of 0.5 mol% (TON = 200). The *ortho*-, *meta*- and *para*-isomers of cyanopyridine (**1p-r**), as well as the pyrazine derivative (**1s**) are converted to the amide products in quantitative yields. Moreover, substrates with oxygen- (furan, **1t,u**) or sulfur-containing rings (thiophenes, **1v,w**), structural motifs that are often considered catalyst poisons, underwent this ruthenium-catalyzed process with remarkable ease.

Substrates with sp<sup>3</sup>-C substituents adjacent to the C≡N group react more slowly but nevertheless are converted with complete selectivity to the amide. For example, benzyl cyanide (**1x**) and its  $\alpha$ -methylated analogue (**1y**) show full conversion to the amide within 1 day at room temperature, and the same applies to 3-phenylpropionitrile (**1z**) and the sp<sup>2</sup>-substituted cinnamitrile (**1aa**). While purely aliphatic nitriles also react at room temperature, these substrates require longer reaction times to reach synthetically useful conversions (65–83% after 2 days). However, gentle heating of the reaction mixtures to 50 °C for 1 day affords amide products in >99% isolated yield for primary, secondary as well as tertiary alkylnitriles (**1ab-ae**). Substrates with two nitrile moieties were selectively converted to the corresponding diamides (**1af/1ag**).

The substrates shown in Table 1 are converted by catalysts **A** already at room temperature (and many reach full conversion within 24 h), but, with the exception of heteroaromatic nitriles, turnover numbers (TONs) for the majority of entries are only modest due to the presence of 3 mol% catalyst (maximum TON = 33). To examine whether higher turnover numbers can be obtained, we tested the reaction at elevated temperature (70 °C) for aromatic nitrile **1b** and aliphatic dinitrile **1af**. For **1b**, hydration is initially fast (63% conversion in 1 h), but then gradually slows down to reach 98% conversion in 20 h under those conditions (TON = 196). Dinitrile **1af** also gave >98% conversion of the starting material in 24 h at 70 °C to afford a mixture of mono- and diamide products in a 57 : 43 ratio, which corresponds to a total nitrile TON of 307. Moreover, with 3-cyanopyridine (**1q**) the catalyst reaches 1000 turnovers within a day at 70 °C, demonstrating the robustness of the catalyst at elevated temperature.

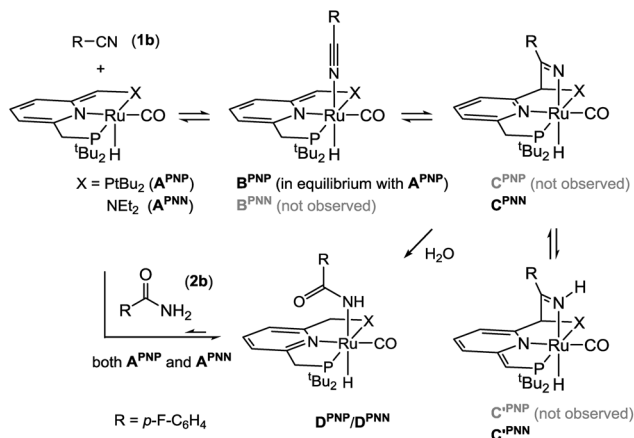
### Mechanistic considerations

To obtain insight in the species present during turnover, we monitored a catalysis reaction mixture (3 mol% **A<sup>PNP</sup>**, 5 eq. H<sub>2</sub>O

in <sup>4</sup>BuOH) with the fluoro-substituted benzotrile **1b** by <sup>19</sup>F NMR spectroscopy. This showed the presence of three distinct <sup>19</sup>F-containing species. Two of these correspond to the nitrile starting material and the amide product by comparison to authentic samples. A third species was present throughout the course of the reaction in minor amount (<sup>19</sup>F NMR:  $\delta$  –118 ppm, *ca.* 2.5% based on integration). This resonance was also observed in the <sup>19</sup>F NMR of a catalysis mixture with **A<sup>PNN</sup>**, suggesting that **A<sup>PNP</sup>** and **A<sup>PNN</sup>** lead to similar speciation under the reaction conditions.

To characterize this species and develop an understanding of the individual steps that might be involved in the catalysis, we carried out stoichiometric NMR scale experiments in THF-*d*<sub>8</sub> between the dearomatized pincer complexes **A** and the components present in the catalysis reaction mixture (see ESI for details<sup>†</sup>). Analysis of a 1 : 1 mixture of complex **A<sup>PNP</sup>** and nitrile **1b** by <sup>1</sup>H NMR spectroscopy showed a substantial broadening of the Ru–H signal which is additionally shifted downfield by *ca.* 7 ppm, indicating a rapidly exchanging equilibrium between the starting materials and the Ru-nitrile adduct **B<sup>PNP</sup>** (Scheme 2).<sup>18b</sup>

The sterically less hindered PNN analogue **A<sup>PNN</sup>** reacts with nitrile **1b** to an equilibrium mixture of **C<sup>PNN</sup>** and **C'<sup>PNN</sup>** according to NMR spectroscopy. In this mixture, a characteristic <sup>1</sup>H NMR resonance is observed at  $\delta$  11.65 (singlet) for the NH fragment in **C'<sup>PNN</sup>**. Additionally, signals at  $\delta$  –10.47/–13.75 ppm (doublets,  $J_{\text{PH}} = 25.7/32.8$  Hz) appear for the Ru–H groups in **C'<sup>PNN</sup>**/**C<sup>PNN</sup>**. The NMR features are very similar to those observed previously by us for the reaction of **A<sup>PNN</sup>** and benzotrile,<sup>18b</sup> and confirm that the latter products arise from MLC binding of the C≡N bond. The different outcomes of the reaction between **1b** and **A<sup>PNN</sup>** or **A<sup>PNP</sup>** indicates that the divergent steric demands of the PNP *vs.* PNN ligand affects the equilibria between species **A**, **B** and **C**. Although a detailed comparison between PNN- and PNP-based catalysts is beyond the scope of this research, preliminary DFT calculations indicate that MLC-binding of benzotrile is exergonic at the N-arm (–2.7 kcal mol<sup>–1</sup>) whereas it is endergonic at the P-arm (PNN:



Scheme 2 Stoichiometric reactions between **A** and the components present in the reaction mixture.







mechanism, as well as modification of the catalyst to increase productivity (e.g., by minimizing product inhibition) are ongoing in our laboratory.

## Conflicts of interest

There are no conflicts to declare.

## Acknowledgements

Financial support from the Netherlands Organisation for Scientific Research (NWO) (VIDI grant to EO) and the China Scholarship Council (grant to BG) is gratefully acknowledged. We would like to thank the Center for Information Technology of the University of Groningen for their support and for providing access to the Peregrine high performance computing cluster.

## Notes and references

- (a) J. S. Carey, D. Laffan, C. Thomson and M. T. Williams, *Org. Biomol. Chem.*, 2006, **4**, 2337–2347; (b) D. J. C. Constable, P. J. Dunn, J. D. Hayler, G. R. Humphrey, J. J. L. Leazer, R. J. Linderman, K. Lorenz, J. Manley, B. A. Pearlman, A. Wells, A. Zaks and T. Y. Zhang, *Green Chem.*, 2007, **9**, 411–420.
- (a) C. L. Allen and J. M. J. Williams, *Chem. Soc. Rev.*, 2011, **40**, 3405–3415; (b) V. R. Pattabiraman and J. W. Bode, *Nature*, 2011, **480**, 471.
- T. Ohara, T. Sato, N. Shimizu, G. Prescher, H. Schwind, O. Weiberg, K. Marten and H. Greim, in *Ullmann's Encyclopedia of Industrial Chemistry*, 2011, DOI: 10.1002/14356007.a01\_161.pub3.
- R. Blum, in *Ullmann's Encyclopedia of Industrial Chemistry*, 2015, pp. 1–9.
- (a) C. O'Connor, *Q. Rev., Chem. Soc.*, 1970, **24**, 553–564; (b) T. Tu, Z. Wang, Z. Liu, X. Feng and Q. Wang, *Green Chem.*, 2012, **14**, 921–924.
- (a) M. Kobayashi and S. Shimizu, *Nat. Biotechnol.*, 1998, **16**, 733; (b) P. K. Mascharak, in *Molecular Design in Inorganic Biochemistry*, ed. D. Rabinovich, Springer-Verlag, Berlin, Heidelberg, 2014, pp. 89–113; (c) J.-S. Gong, J.-S. Shi, Z.-M. Lu, H. Li, Z.-M. Zhou and Z.-H. Xu, *Crit. Rev. Biotechnol.*, 2017, **37**, 69–81.
- (a) S.-I. Murahashi and H. Takaya, *Acc. Chem. Res.*, 2000, **33**, 225–233; (b) V. Y. Kukushkin and A. J. L. Pombeiro, *Inorg. Chim. Acta*, 2005, **358**, 1–21; (c) T. J. Ahmed, S. M. M. Knapp and D. R. Tyler, *Coord. Chem. Rev.*, 2011, **255**, 949–974; (d) R. García-Álvarez, J. Francos, E. Tomás-Mendivil, P. Crochet and V. Cadierno, *J. Organomet. Chem.*, 2014, **771**, 93–104; (e) E. L. Downs and D. R. Tyler, *Coord. Chem. Rev.*, 2014, **280**, 28–37.
- A. Goto, K. Endo and S. Saito, *Angew. Chem., Int. Ed.*, 2008, **47**, 3607–3609.
- M. Nirmala, G. Saranya and P. Viswanathamurthi, *Inorg. Chim. Acta*, 2016, **442**, 134–144.
- S. Zhang, H. Xu, C. Lou, A. M. Senan, Z. Chen and G. Yin, *Eur. J. Org. Chem.*, 2017, **2017**, 1870–1875.
- X. Xing, C. Xu, B. Chen, C. Li, S. C. Virgil and R. H. Grubbs, *J. Am. Chem. Soc.*, 2018, **140**, 17782–17789.
- (a) G. Van Koten and D. Milstein, *Organometallic Pincer Chemistry*, Springer Berlin Heidelberg, 2013; (b) D. Morales-Morales, *Pincer Compounds: Chemistry and Applications*, Elsevier, 2018.
- (a) C. Gunanathan and D. Milstein, *Chem. Rev.*, 2014, **114**, 12024–12087; (b) J. R. Khusnutdinova and D. Milstein, *Angew. Chem., Int. Ed.*, 2015, **54**, 12236–12273; (c) H. Li, T. P. Gonçalves, D. Lupp and K.-W. Huang, *ACS Catal.*, 2019, **9**, 1619–1629; (d) J. I. van der Vlugt, in *Pincer Compounds: Chemistry and Applications*, ed. D. Morales-Morales, Elsevier, 2018, pp. 599–621.
- (a) C. A. Huff, J. W. Kampf and M. S. Sanford, *Organometallics*, 2012, **31**, 4643–4645; (b) M. Vogt, M. Gargir, M. A. Iron, Y. Diskin-Posner, Y. Ben-David and D. Milstein, *Chem.–Eur. J.*, 2012, **18**, 9194–9197; (c) M. Feller, U. Gellrich, A. Anaby, Y. Diskin-Posner and D. Milstein, *J. Am. Chem. Soc.*, 2016, **138**, 6445–6454; (d) M. Feller, E. Ben-Ari, Y. Diskin-Posner and D. Milstein, *J. Coord. Chem.*, 2018, **71**, 1679–1689.
- R. Stichauer and M. Vogt, *Organometallics*, 2018, **37**, 3639–3643.
- C. A. Huff, J. W. Kampf and M. S. Sanford, *Chem. Commun.*, 2013, **49**, 7147–7149.
- (a) A. Nerush, M. Vogt, U. Gellrich, G. Leitus, Y. Ben-David and D. Milstein, *J. Am. Chem. Soc.*, 2016, **138**, 6985–6997; (b) M. Vogt, A. Nerush, M. A. Iron, G. Leitus, Y. Diskin-Posner, L. J. W. Shimon, Y. Ben-David and D. Milstein, *J. Am. Chem. Soc.*, 2013, **135**, 17004–17018; (c) G. A. Filonenko, E. Cosimi, L. Lefort, M. P. Conley, C. Copéret, M. Lutz, E. J. M. Hensen and E. A. Pidko, *ACS Catal.*, 2014, **4**, 2667–2671.
- (a) S. Perdriau, D. S. Zijlstra, H. J. Heeres, J. G. de Vries and E. Otten, *Angew. Chem., Int. Ed.*, 2015, **54**, 4236–4240; (b) L. E. Eijssink, S. C. P. Perdriau, J. G. de Vries and E. Otten, *Dalton Trans.*, 2016, **45**, 16033–16039; (c) B. Guo, D. S. Zijlstra, J. G. de Vries and E. Otten, *ChemCatChem*, 2018, **10**, 2868–2872.
- S. Tang and D. Milstein, *Chem. Sci.*, 2019, DOI: 10.1039/c9sc03269j.
- (a) S. W. Kohl, L. Weiner, L. Schwartsburd, L. Konstantinovski, L. J. W. Shimon, Y. Ben-David, M. A. Iron and D. Milstein, *Science*, 2009, **324**, 74–77; (b) C. L. Mathis, J. Geary, Y. Ardon, M. S. Reese, M. A. Philliber, R. T. VanderLinden and C. T. Saouma, *J. Am. Chem. Soc.*, 2019, **141**, 14317–14328.
- (a) J. Chin and J. H. Kim, *Angew. Chem., Int. Ed.*, 1990, **29**, 523–525; (b) N. H. Anderson, J. M. Boncella and A. M. Tondreau, *Organometallics*, 2018, **37**, 4675–4684.
- E. Khaskin, M. A. Iron, L. J. W. Shimon, J. Zhang and D. Milstein, *J. Am. Chem. Soc.*, 2010, **132**, 8542–8543.
- S. Perdriau, M.-C. Chang, E. Otten, H. J. Heeres and J. G. de Vries, *Chem.–Eur. J.*, 2014, **20**, 15434–15442.



- 24 (a) H. Li and M. B. Hall, *ACS Catal.*, 2015, **5**, 1895–1913; (b) C. Hou, Z. Zhang, C. Zhao and Z. Ke, *Inorg. Chem.*, 2016, **55**, 6539–6551.
- 25 (a) R. García-Álvarez, J. Díez, P. Crochet and V. Cadierno, *Organometallics*, 2010, **29**, 3955–3965; (b) S. M. M. Knapp, T. J. Sherbow, R. B. Yelle, J. J. Juliette and D. R. Tyler, *Organometallics*, 2013, **32**, 3744–3752; (c) W.-C. Lee, J. M. Sears, R. A. Enow, K. Eads, D. A. Krogstad and B. J. Frost, *Inorg. Chem.*, 2013, **52**, 1737–1746; (d) S. M. M. Knapp, T. J. Sherbow, R. B. Yelle, L. N. Zakharov, J. J. Juliette and D. R. Tyler, *Organometallics*, 2013, **32**, 824–834; (e) M. K. Rong, K. van Duin, T. van Dijk, J. J. M. de Pater, B.-J. Deelman, M. Nieger, A. W. Ehlers, J. C. Slootweg and K. Lammertsma, *Organometallics*, 2017, **36**, 1079–1090; (f) R. González-Fernández, P. Crochet and V. Cadierno, *ChemistrySelect*, 2018, **3**, 4324–4329.
- 26 (a) T. Oshiki, H. Yamashita, K. Sawada, M. Utsunomiya, K. Takahashi and K. Takai, *Organometallics*, 2005, **24**, 6287–6290; (b) P. Daw, A. Sinha, S. M. W. Rahaman, S. Dinda and J. K. Bera, *Organometallics*, 2012, **31**, 3790–3797; (c) K. Singh, A. Sarbajna, I. Dutta, P. Pandey and J. K. Bera, *Chem.–Eur. J.*, 2017, **23**, 7761–7771.
- 27 (a) T. Ghaffar and A. W. Parkins, *Tetrahedron Lett.*, 1995, **36**, 8657–8660; (b) E. Tomás-Mendivil, V. Cadierno, M. I. Menéndez and R. López, *Chem.–Eur. J.*, 2015, **21**, 16874–16886; (c) R. González-Fernández, P. Crochet, V. Cadierno, M. I. Menéndez and R. López, *Chem.–Eur. J.*, 2017, **23**, 15210–15221.
- 28 (a) C. J. McKenzie and R. Robson, *J. Chem. Soc., Chem. Commun.*, 1988, 112–114; (b) E. C. Wilkinson, Y. Dong and L. Que, *J. Am. Chem. Soc.*, 1994, **116**, 8394–8395; (c) F. Meyer, E. Kaifer, P. Kircher, K. Heinze and H. Pritzkow, *Chem.–Eur. J.*, 1999, **5**, 1617–1630; (d) P. J. Zinn, T. N. Sorrell, D. R. Powell, V. W. Day and A. S. Borovik, *Inorg. Chem.*, 2007, **46**, 10120–10132.
- 29 (a) M. A. Iron, E. Ben-Ari, R. Cohen and D. Milstein, *Dalton Trans.*, 2009, 9433–9439; (b) J. Li, Y. Shiota and K. Yoshizawa, *J. Am. Chem. Soc.*, 2009, **131**, 13584–13585; (c) S. Qu, Y. Dang, C. Song, M. Wen, K.-W. Huang and Z.-X. Wang, *J. Am. Chem. Soc.*, 2014, **136**, 4974–4991.

