



Cite this: *Chem. Commun.*, 2017, 53, 1348

Received 12th July 2016,  
Accepted 23rd December 2016

DOI: 10.1039/c6cc05702k

www.rsc.org/chemcomm

## Magnesium, zinc, aluminium and gallium hydride complexes of the transition metals†

Michael J. Butler and Mark R. Crimmin\*

The preparation and applications of heterobimetallic complexes continue to occupy researchers in the fields of organometallic, main group, and coordination chemistry. This interest stems from the promise these complexes hold as precursors to materials, reagents in synthesis and as new catalysis. Here we survey and organise the state-of-the-art understanding of the TM–H–M linkage (M = Mg, Zn, Al, Ga). We discuss the structure and bonding in these complexes, their known reactivity, and their largely unrealised potential in catalysis.

### 1. Introduction

The catalytic practices of C–H bond functionalisation, dehydrocoupling (for hydrogen storage), hydroboration and hydrosilylation are all attractive prospects for the future chemical economy. The modern development in these methodologies continues to be enhanced by the perception of borane and silane  $\sigma$ -complexes as intermediates in reaction mechanisms (Fig. 1).

A  $\sigma$ -complex can be described as an  $\eta^2$ -binding of the  $\sigma$ -E–H bond to a transition metal centre (E = C, Si, B, H).<sup>1,2</sup> Along with dihydrogen complexes,<sup>3–6</sup>  $\sigma$ -silanes are the most comprehensively

studied type of this bonding mode.<sup>7–12</sup> While the latter appear as potential intermediates in alkene hydrosilylation *via* the Chalk–Harrod mechanism,<sup>13,14</sup> the former bear significance for a range of industrially relevant hydrogenation reactions.<sup>15,16</sup> In C–H borylation, stabilisation of catalytic intermediates by a TM–H–B (TM = transition metal) interaction has been supported by significant experimental mechanistic studies.<sup>17–19</sup>

A 3-centre 2-electron interaction, the  $\eta^2$ -ligation of E–H to TM can be viewed within the Dewar–Chatt–Duncanson model and interpreted as a combination of: (i) donation of the  $\sigma$ -electrons in the E–H bond to a vacant orbital on the transition metal and (ii) back-donation from the metal into the  $\sigma^*$ -orbital of the same E–H bond. The resulting  $\sigma$ -E–H adduct represents an intermediate along the oxidative addition reaction coordinate (Fig. 1) – part of a continuum of bonding descriptions

Department of Chemistry, Imperial College London, South Kensington, London SW7 2AZ, UK. E-mail: m.crimmin@imperial.ac.uk; Tel: +44 (0)2075942846

† Electronic supplementary information (ESI) available. See DOI: 10.1039/c6cc05702k



Michael J. Butler

*Michael J. Butler was born in Tottenham, London in 1989 and in 2012 graduated with an MSci from the University of Glasgow. These studies included a year at Bayer Crop Science AG (Frankfurt am Main), working under Dr Klemens Minn. After some time studying surface chemistry at Sika AG in Zurich, he began an organometallic chemistry PhD in the Crimmin group in 2013.*



Mark R. Crimmin

*Mark R. Crimmin received his PhD in main group chemistry and catalysis from Imperial College London in 2008 supervised by Prof. Mike Hill (now at Bath) and Prof. Tony Barrett. In the same year, he moved to UC Berkeley to study with Prof. Bob Bergman and Prof. Dean Toste. In 2011, he returned to London as a Royal Society University Research Fellow, initially at UCL and now back at Imperial. Work in the Crimmin group focuses on new methods to*

*break strong carbon–fluorine, carbon–oxygen and carbon–hydrogen bonds in small molecules and the development of heterobimetallic complexes for catalysis.*



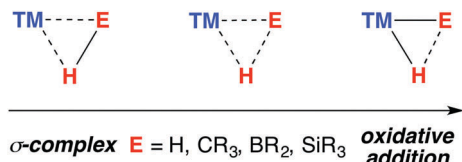


Fig. 1 The continuum between  $\sigma$ -complex and oxidative addition for the coordination of E–H bonds to a transition metal.

between free E–H and E–TM–H. It is clear that the nature of the bonding in TM–H–E containing complexes is a tuneable property, being a consideration of the symmetry and energy of the frontier orbitals of the transition metal fragment along with the substituents on, and nature of, E.

A fundamental question that arises when considering this model, is: what happens when C, B and Si are replaced by metallic main group elements such as Mg, Zn, Al, or Ga? The increased ionic contribution within the TM–H–M interaction will necessarily give another dimension to the bonding description. As with silicon, the ability of these elements to expand their coordination sphere leads to the possibility of forming additional bonding interactions with existing ligands on the TM fragment. Furthermore, for the heavier group 13 elements the formation of low-valent  $M^I$  ligands through manifestation of the inert-pair effect becomes an important consideration.

The TM–H–M motif is one way of adjoining two metal centres bearing at least one reactive hydride ligand (Fig. 2a). This motif can also be obtained by coordinating a transition metal hydride to a neutral main group metal fragment (Fig. 2b), and multiply bridged species formed by a combination of the two aforementioned donor–acceptor interactions (Fig. 2c).

Herein we survey the known heterobimetallic complexes of transition metal and main group hydrides ( $M = \text{Mg, Zn, Al, Ga}$ ). The coordination chemistry of heterobimetallic transition metal hydrides,<sup>20–22</sup> and of Al, Ga, In and Zn-based ligands at transition metal centre have been summarised previously.<sup>23–26</sup> To focus the discourse, a loose definition ‘heterobimetallic hydride complexes’ is employed. The complexes mostly fit these criteria: (a) crystallographically characterised; (b) 1 : 1 ratio of transition : main group metal; (c) the absence of TM...TM interactions; (d) a hydride ligand in a bridging role. The survey is arranged:  $\text{TM} \leftarrow \text{H} \rightarrow \text{M}$ ,  $\text{TM} \leftarrow \text{H} \rightarrow \text{M}$ ,  $\text{TM} \leftarrow \text{H}_n \rightarrow \text{M}$  ( $n > 1$ ).



Fig. 2 (a) The continuum for addition of M–H to a transition metal. (b) Lewis adducts between a TM hydride and M, (c) combination of interactions.

The half-arrow notation and covalent bond classification advocated by Green, Green and Parkin are used to represent the TM–H–M 3-centre 2-electron interactions.<sup>11</sup> This formalism is employed as an organisational principle not as an absolute interpretation of the bonding within TM–H–M units. The line drawings are constructed from the perspective of the transition metal coordination environment in order to represent charge neutral species rather than an accurate representation of the bonding within the TM–H–M group. The literature survey is followed by discussion of the ‘continuum’ of bonding descriptions, reactivity and the potential these complexes hold for catalysis.

## 2. $\sigma$ -Complexes ( $\text{TM} \leftarrow \text{H} \rightarrow \text{M}$ )

We have reported **1**, a Zn congener of structurally related  $\sigma$ -alane complexes (Fig. 3).<sup>27</sup> The binding of the zinc hydride to the  $\text{Cu}^I$  centre is weak and reversible. In toluene or benzene solution, an equilibrium exists between the heterobimetallic complex and the  $\eta^2$ -arene complex of  $\text{Cu}^I$ . The electronic structure of the three-centre linkage has been investigated by DFT calculations. The analysis suggests that the formal L donation of the M–H  $\sigma$ -bond to the 4s orbital on  $\text{Cu}^I$  is accompanied by weak  $\text{Cu} \rightarrow \text{M}$  back-donation into the M–H  $\sigma^*$ -orbital (see Discussion section). In combination, the data allow **1** to be described as a weakly bound  $\sigma$ -complex.

Coordination of Al–H bonds to  $\text{Cu}^I$  has also been examined; complexes possessing four-coordinate and five-coordinate aluminium centres have been isolated (Fig. 4, 2 and 3). The binding of  $\text{Cu} \leftarrow \text{H} \rightarrow \text{Al}$  is again weak and reversible based on solution NMR studies and crossover experiments. In DFT calculations, the coordination of exogenous ligands to the  $\text{Cu}^I$  fragment was found to be increasingly exergonic across the series  $\text{C}_6\text{F}_6 < \text{H} \rightarrow \text{B} < \text{H} \rightarrow \text{Si} < \text{C}_6\text{H}_6 < \text{H} \rightarrow \text{Zn} < \text{H} \rightarrow \text{Al}$  – a trend that is manifest in the experimental data.<sup>27</sup>

In **2** the  $\text{Cu} \cdots \text{Al}$  vector lies outside of the H–Al–H wedge – the only example of this structural feature we are aware of in main group metal  $\sigma$ -complexes.<sup>27</sup> The ‘lee side’ coordination of the Al–H bond and very long intermetallic distance in **2** are notable. For comparison,  $\sigma$ -complexes of HBpin (pinacolborane) or HBcat (catecholborane) show different coordination geometries to those of four-coordinate boranes  $\text{BH}_3 \cdot \text{EMe}_3$  ( $\text{E} = \text{N, P}$ ).<sup>28,29</sup> The discrepancy has been rationalised by disruption of the  $\text{TM} \cdots \text{B}$  back-donation due to the absence of a vacant orbital of suitable



Fig. 3 A  $\sigma$ -zincane complex of  $\text{Cu}^I$ .



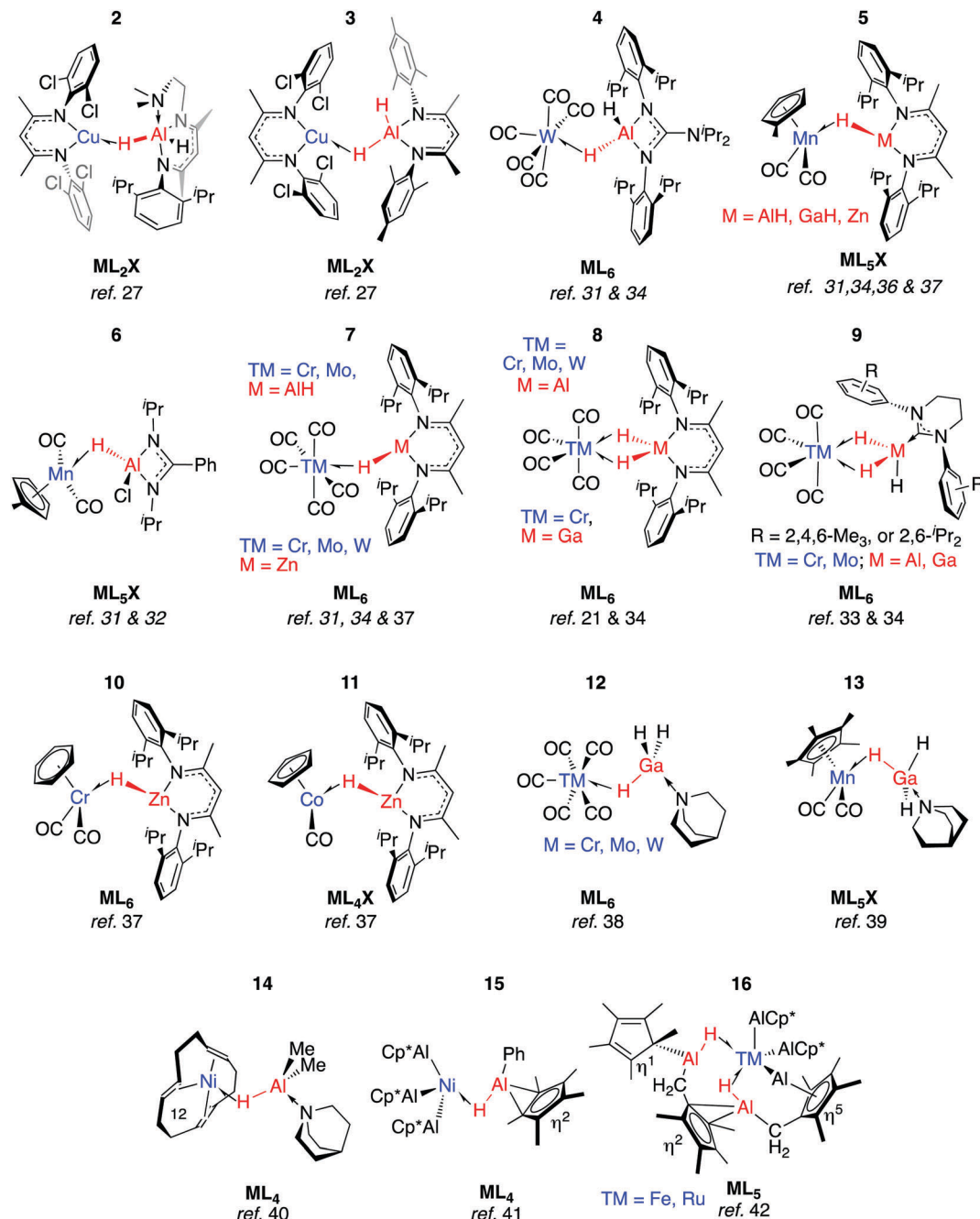


Fig. 4  $\sigma$ -Alane,  $\sigma$ -gallane and  $\sigma$ -zincane complexes of late TM.

energy in  $BH_3 \cdot EMe_3$ , be it the boron p-orbital or the  $\sigma^*$ -orbital of the B-H bond.<sup>28</sup> While steric factors are undoubtedly important, a similar effect may explain the solid state structures of 2 and 3. DFT calculations are consistent with reduced back-donation from  $d^{10} Cu^I$  into the Al-H  $\sigma^*$ -orbital of the five-coordinate species when compared to the four-coordinate analogue.<sup>27</sup> Higher nuclearity species containing Cu-H-Al interactions are known and the intermetallic cluster  $[(Cp^*AlCu)_6H_4]$  has been obtained from reaction of  $[Cp^*Al]_4$  with  $[Ph_3PCuH]_6$ .<sup>30</sup>

Aldridge and co-workers pioneered this area of research and have isolated a series of  $\sigma$ -alane and  $\sigma$ -gallane complexes of

groups 6 and 7 transition metal carbonyls.<sup>31-35</sup> Like 2 and 3, the structures of 4-7 contain  $\sigma$ -Al-H adducts and derive from ligand exchange reactions, in this case from the parent metal carbonyl under either thermal or photochemical conditions. Four-electron,  $\eta^2:\eta^2$ -coordination of H-Al-H (8-9) requires a 14-electron transition metal fragment,  $\{M(CO)_4\}$  and necessitates displacement of two ligands from  $ML_6$  starting materials.<sup>31,33,36</sup> Complexes 7-Cr/Al and 8-Cr/Al have not been separated and, like their heavier congeners, 7-Mo/Al and 8-Mo/Al were isolated in an approximate 9:1 mixture with the minor component containing the  $\eta^2:\eta^2$ -coordination mode.<sup>34</sup> The adduct 8-W/Al could not be



obtained by photoejection of CO from  $[\text{W}(\text{CO})_6]$  and was finally obtained under thermal conditions using  $[\text{W}(\text{CO})_4(1,5\text{-COD})]$  as a precursor (COD = cyclooctadiene).<sup>34</sup> The  $\text{M}\cdots\text{Al}$  distance in **8-W/Al** is shorter than would be expected based on the lighter members of the series, presumably due to a tighter binding of the  $\sigma$ -alane to the more expanded 5d orbitals of W. In contrast to the W analogue, **8-Cr/Al** may be formed directly upon heating **7-Cr/Al**: Eyring analysis and the first order kinetics of this reaction have led Aldridge and co-workers to suggest it proceeds by an associative pathway.<sup>34</sup>

All TM–H–Al heterobimetallic complexes characterised by Aldridge and co-workers show slow exchange between the bridging and terminal hydride ligands on the NMR timescale at ambient temperature.<sup>31–34,36</sup> From structural and spectroscopic evaluation of these complexes (**4–9**), it appears that back-donation into the  $\text{M–H}$   $\sigma^*$  orbital is negligible. While the close  $\text{TM}\cdots\text{M}$  contacts (especially in **9-Ga**) are short enough to hint at  $\text{TM–M}$  interaction, the four-membered ring imparted by the  $\eta^2:\eta^2$ -coordination mode in **8–9** demands such a short contact.<sup>33</sup> The weaker nature of the  $\text{Ga–H}$  bonds (*cf.*  $\text{Al–H}$ ) means **8-Ga** is only a minor product of the reaction of the corresponding gallane with  $[\text{M}(\text{CO})_4(1,5\text{-COD})]$  as this species is unstable with respect to dihydrogen elimination (*vide infra*).<sup>36</sup>

Although the coordination chemistry of  $\text{Zn–H–TM}$  and  $\text{Mg–H–TM}$  groups remains underdeveloped when compared to the aluminium analogues, we have recently reported a series of  $\sigma$ -zincane complexes of closely related transition metal carbonyl fragments. Ligand exchange reactions readily occur under photochemical conditions and **5-Zn**, **7-Zn**, **10–11** have been isolated and crystallographically characterised.<sup>37</sup>

Ueno and co-workers provided evidence that the  $\eta^2:\eta^2$ -coordination mode is not necessary for the stabilisation of  $\sigma$ -gallanes, and reported **12** and **13**.<sup>38,39</sup> These complexes were formed from displacement of THF or CO from group 6 transition metal carbonyls by  $\text{GaH}_3$ -quinuclidine. While there is little account for  $\text{TM}\cdots\text{Ga}$  interactions in **12**, **12-W** again contains a shorter  $\text{TM}\cdots\text{Ga}$  separation than what would be reasoned from inspection of the solid state structures **12-Cr** and **12-Mo**.<sup>38,39</sup> Complex **13** is noticeably similar to **6**

in terms of the  $\text{TM–H–M}$  parameters. In both cases, the  $\text{Cp}_{\text{centroid}}\text{–Mn–H–M}$  torsion angle is near  $90^\circ$  allowing for overlap of the  $\text{M–H}$   $\sigma^*$ -orbital with the HOMO of the Mn fragment. There are also similarities to the first reported example of a  $\sigma$ -alane complex. Formally a  $\text{Ni}^0$  species possessing a triene ligand and a coordinated alane, **14** contains an unsupported  $\text{Ni–Al–H}$  linkage that survives the substitution of the tridentate ligand with three equivalents of CO to form  $[(\text{CO})_3\text{Ni}(\mu\text{-H})\text{AlMe}_2\text{-quinuclidine}]$ .<sup>40</sup>

An alternative approach to  $\text{TM–H–Al}$  groups has been discovered by Fischer and co-workers. Addition of  $[\text{Cp}^*\text{Al}]_4$  to transition metals with labile ligands is proposed to generate intermediates of the form  $[\text{TM}(\text{AlCp}^*)_n]$  which react further, effecting the inter- or intramolecular C–H activation of arenes or alkanes.<sup>41,42</sup> Complexes **15–16** are formed through this route and possess geometries that are consistent with the  $\sigma$ -alanes described above (Fig. 4). For example, the  $\text{Al–H}$  distance in **15** of 1.76(3) Å lies within the range established  $\sigma$ -alanes. While **16** possesses elongated  $\text{Al–H}$  distances ranging from 1.88(8) to 1.89(7) Å, these are still substantially shorter than the  $>2.0$  Å separation required to suggest oxidative addition (*vide infra*). The latter may be described as a complex containing stretched  $\sigma$ -alane ligands with an  $\text{Al–H–TM}$  geometry somewhere between coordination and oxidative addition.

### 3. Oxidative addition/hydride transfer (H–TM–M)

We have reported the thermal reaction of  $\text{M–H}$  bonds ( $\text{M} = \text{Al}, \text{Zn}, \text{Mg}$ ) with  $[\text{Cp}^*\text{Rh}(\text{H})_2(\text{SiEt}_3)_2]$  to form **17** and **18**,<sup>43</sup> a reaction that is believed to proceed through the 16-electron intermediate  $\{\text{Cp}^*\text{RhH}(\text{SiEt}_3)\}$ . These species are different to the  $\sigma$ -complexes described above and data are consistent with the product of oxidative addition (Fig. 5).

In all cases the  $\text{TM–M}$  distances are within the sum of covalent radii and the  $\text{M}\cdots\text{H}$  distances stretch to well beyond 2.0 Å. Moreover the four-legged piano-stool geometry around the Rh centre, including the *trans*-relation of the hydride ligands, is conserved when compared with silane and borane

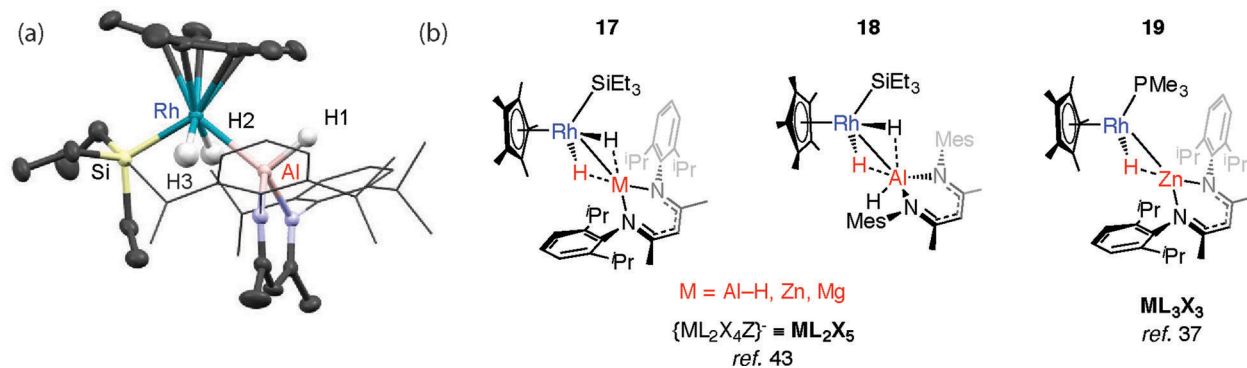


Fig. 5 (a) The crystal structure of **17-Al**. Selected bond lengths (Å): Rh(1)–Si(1) 2.3668(7), Rh(1)–Al(1) 2.4579(7), Al(1)–H(1) 1.51(2), Al(1)–H(2) 2.13(3), Al(1)–H(3) 2.22(3), Rh–H(2) 1.47(3), Rh–H(3) 1.53(3). (b) Oxidative addition (hydride transfer) of  $\text{M–H}$  bonds to a Rh complex.





Fig. 6 Hydride transfer to form a tightly bound ion-pair in **20**.

analogues,  $[Cp^*Rh(H)_2(SiEt_3)(X)]$  ( $X = SiEt_3, Bpin$ ). The description of **18** as an oxidative addition product is supported by the significant  $^1J_{Rh-H}$  value of 40.2 Hz and terminal  $\nu(Rh-H)$  frequency of  $1966\text{ cm}^{-1}$ . The calculated charges (NBO analysis) on Rh are significant for only the Zn and Mg analogues. As such, while these Zn and Mg complexes could be described as oxidative addition products, hydride transfer to form an is also a fair description.<sup>43</sup>

The structure of **17-Al**, an analogue of **18** that incorporates more sterically demanding substituents on the  $\beta$ -diketiminato ligand, shows a geometry with familiar *trans*-disposed hydrides, short TM-Al distance and long  $Al \cdots H$  distances (Fig. 5). Reaction of **17-Zn** with an excess of  $PMe_3$  under photochemical conditions leads to the elimination of an equivalent of silane and formation of **19**. This latter heterobimetallic complex again contains a short TM-M distance and a  $M \cdots H$  separation of greater than  $>2.1\text{ \AA}$ .<sup>37</sup>

Mindiola and co-workers have isolated a related Fe-H-Mg complex, albeit as a minor component of a mixture formed upon reaction of  $EtMgCl$  with an iron chloride precursor.<sup>44</sup> Complex **20** also results from C-H activation of the ligand (Fig. 6).<sup>45</sup> While it could be assigned as a  $\sigma$ -Mg-H complex of Fe the long  $Mg \cdots H$  distance and short Fe-H separation make this debatable, it is arguably closer to an ate-complex formed by a tightly bound  $Fe-H^- \rightarrow Mg^+$  ion-pair. Although both **20** and **17-19** can be described as the products of hydride transfer the key difference is that the latter are formed from addition of the M-H bond to the TM centre and contain a defined and quantifiable TM-M bond.

## 4. Low-valent main group ligands from dehydrogenation ( $TM \leftarrow M$ )

The products of oxidative addition of M-H bonds to transition metals may only be intermediates on a path to coordinated low-valent fragments ( $M = Al, Ga$ ). As the main group is descended, not only does the reduced M-H bond strength result in easier M-H “bond activation”, but the manifestation of the inert pair effect means the lower common oxidation state becomes increasingly stable.

Two examples of the generation of  $Al^I$  ligands by the dehydrogenation of aluminium dihydride precursors in the coordination sphere of a transition metal have been reported. The products of these reactions retain an undeniable  $H \cdots Al$  interaction. The photochemical elimination of  $HSiEt_3$  from **19** leads to the dimer **21** (Fig. 7).<sup>43</sup> Complex **21** contains a  $Rh_2Al_2H_4$  core. Supporting the argument for  $Al^I$  is the deviation of the alumocycle from planarity, suggestive of decreased  $\pi$ -donation by the N atoms into the 3p orbital of Al. This allows for  $Al^I$  to act as both a Z- and L-type ligand with respect to Rh.<sup>43</sup> Structurally related intermetallic compounds containing  $Pt_2Ga_2H_4$ ,<sup>46</sup>  $Ru_2GaH_2$ ,<sup>47</sup>  $Ru_2Ga_2H_4$ ,<sup>48</sup>  $Ru_2Al_2H_4$ ,<sup>48</sup>  $Co_2H_2Al_2$ ,<sup>49</sup>  $Rh_2Zn_2H_2$  groups are all known,<sup>50,51</sup> as are higher nuclearity species in which multiple main group fragments act as ligands for the transition metal (see ESI,† Fig. S1).<sup>52-57</sup> The work on cluster complexes supported by organozinc, organoaluminum and organogallium ligands has been reviewed before.<sup>23-26</sup>

Coordination of a related aluminium dihydride to a 14-electron  $\{Co^I(CO)_3\}^+$  synthon gives **22** (Fig. 7).<sup>34</sup> This latter species appears to be a product of simultaneous addition of both Al-H bonds to Co. The bridging  $Al \cdots H$  distances of  $1.92(3)-1.98(3)\text{ \AA}$  in **22** are not as long as those found in the oxidative addition products **17-Al** or **18** of  $2.0-2.2\text{ \AA}$  but are significantly longer than those found in  $\sigma$ -complexes of the same aluminium species which typically range from  $1.6-1.8\text{ \AA}$ . As with **21**, the aluminium centre receives additional electron density, here by end-on coordination of an isocarbonyl ligand of the formally anionic  $\{Co(CO)_4\}^-$  moiety. The electronic structure of **22** lies somewhere between the bis  $\sigma$ -complex and the dehydrogenated  $Co^{III}/Al^I$  species (Fig. 7).

Complexation of gallanes to late transition metal carbonyls ( $TM = Cr, Mo, W, Mn, Fe, Co$ ) has been shown to lead to the formation of  $Ga^I$  ligands through spontaneous or photoinduced

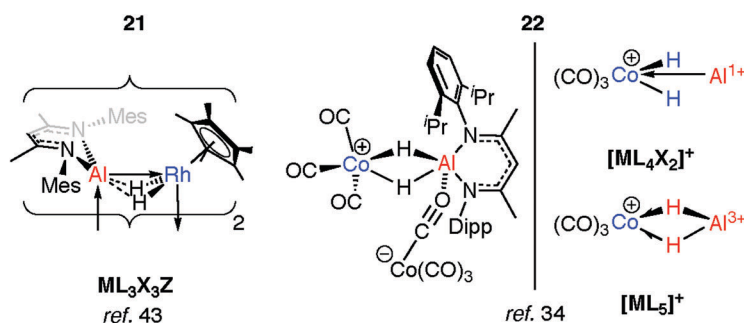


Fig. 7 Generation of  $Al^I$  ligands from addition of aluminium dihydrides to TM.





Fig. 8 Generation of Ga<sup>I</sup> ligands from addition of gallium dihydrides to TM.

extrusion of dihydrogen (Fig. 8).<sup>34,36</sup> Complexes 23 and 24 are formed from addition of gallanes to  $[(\eta^5-C_5H_4Me)Mn(CO)_3]$  and  $[TM(CO)_n]$  (TM = Cr, Mo, W,  $n = 6$ ; TM = Fe,  $n = 5$ ) precursors. A bimetallic reaction intermediate is proposed, from which 1,2-elimination of dihydrogen occurs. Reactions employing 34-electron carbonyls  $[Mn_2(CO)_{10}]$  or  $[Co_2(CO)_8]$  in place of the 18-electron  $[M(CO)_n]$  complexes proceed similarly. For Co, oxidative addition is followed by H<sub>2</sub> elimination across the TM–M bond to give 25. For Mn, oxidative addition of the Ga–H bond is followed by reductive elimination of H–TM(CO)<sub>4</sub> and  $\alpha$ -migration of the remaining hydride from Ga to Mn to form 26 (see Discussion, Fig. 23).<sup>36</sup> The proposed intermediate of the latter reaction contains a Mn–Ga–H group and finds experimental support from the work of the groups of both Driess and Fischer who have reported complexes containing Fe←Ga–H,<sup>58</sup> and TM←M–H moieties (TM = Cr, Mo, Zn; M = Al, Ga).<sup>59–61</sup>

## 5. Hydride-bridged Lewis adducts (TM–H → M)

### Late transition metal adducts

Lewis acidic main group metal centres without hydride substituents may be coordinated by transition metal hydrides in two different ways: (i) through a direct metal–metal interaction from donation of d-electrons of the TM to the main group metal (Z-type ligand) or (ii) through 3-centre 2-electron hydride bridges of the form TM–H → M (Fig. 2). Elimination reactions may result from these adducts provided the pK<sub>a</sub> of the hydride is low enough and the metal alkyl (or aryl) basic enough to effect alkane (or arene) elimination.

For example, Andersen and Bergman have reported the reaction of  $[Cp^*Ir(H)_2(PMe_3)]$  with a series of organo-aluminium and -magnesium compounds (Fig. 9).<sup>62</sup> Coordination of Ph<sub>3</sub>Al to form 27 results in the widening of the H–Ir–H angle by 20° and signifies dominant TM–M bonding. In contrast, the reaction of  $[Cp^*Ir(H)_2(PMe_3)]$  with Ph<sub>2</sub>Mg(THF)<sub>2</sub> eliminates benzene and forms 28, while that with AlEt<sub>3</sub> eliminates two equiv. of ethane and yields the dimeric species  $[Cp^*IrPMe_3(\mu-AlEt)]_2$ , 29. Both 28 and 29 activate CO<sub>2</sub>, giving  $[Cp^*Ir(PMe_3)CO]$  as the TM-containing product.<sup>62</sup>

The TM...M distances in 27–29 are in range of the sum of the covalent radii, and the coordination at iridium in 27 is such that the Ir–Al bond is distorted away from the IrH<sub>2</sub> plane by 37°. The geometries contrast with those of 30-W and 30-Mo. First reported by Wailes *et al.*<sup>63</sup> and Storr *et al.*,<sup>64</sup> 30-W has been characterised by X-ray diffraction and analysed by DFT methods.<sup>65,66</sup> While the current understanding is that the two metals interact through a single hydride bridge to Al, there is limited data to support a non-negligible TM → M donation. Firstly, the HOMO on the TM fragment is calculated to be a metal-localised d-orbital-type suitable for electron donation. Secondly, the BX<sub>3</sub> (X = F, Cl) adducts of the same TM fragments were calculated with the boron atom lying outside of the H–TM–H wedge.<sup>66</sup>

Although the gallium and boron analogues of 30 are yet to be isolated, <sup>1</sup>H NMR data for a GaMe<sub>3</sub>/[Cp<sub>2</sub>WH<sub>2</sub>] admixture shows likely equilibrium between free compounds and a weakly bound adduct.<sup>67</sup> These data are consistent with the known acceptor strength of the Lewis acids AlMe<sub>3</sub> > GaMe<sub>3</sub> > BMe<sub>3</sub>. Rhenium analogues of 30 were discovered by Wailes *et al.* using the metallocene  $[Cp_2ReH]$ .<sup>63</sup> The potential for reversible H/D exchange between the hydrides and protons of the cyclopentadienyl



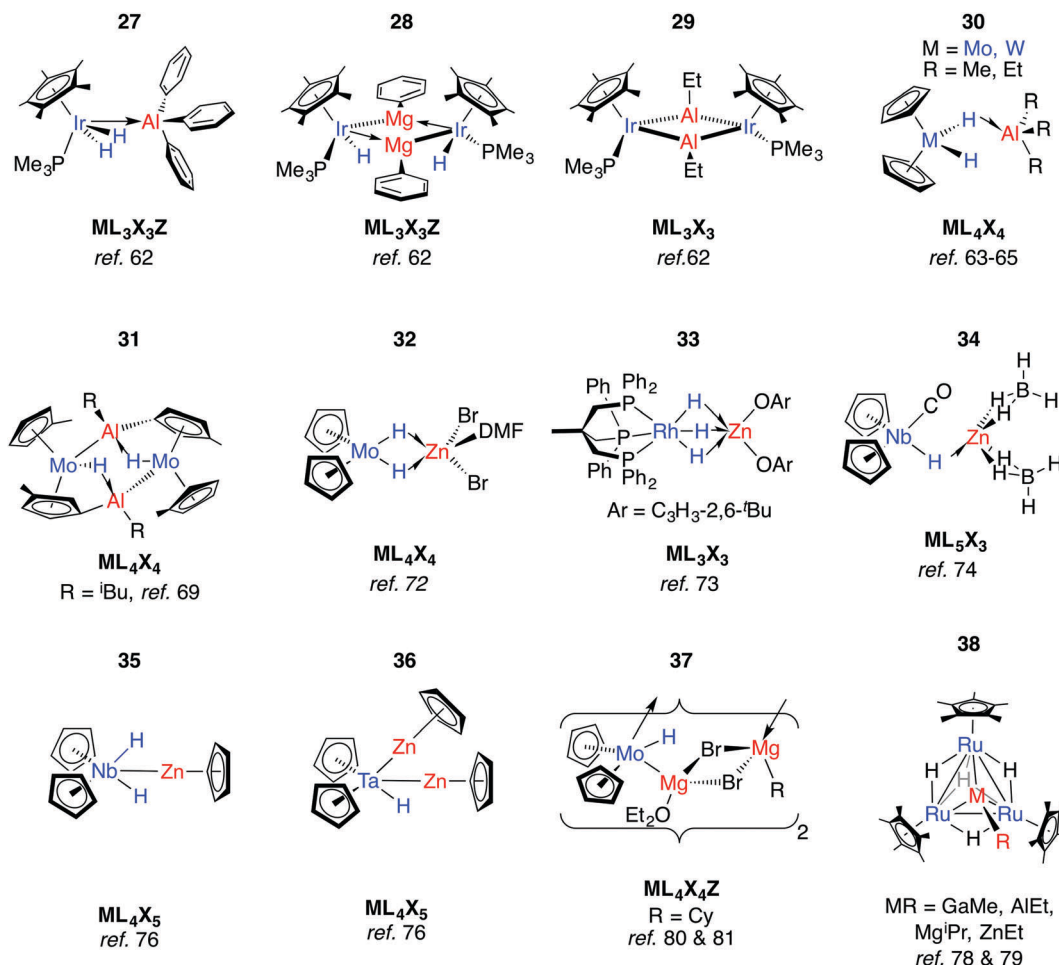


Fig. 9 Late transition metal adducts.

ring of **30-W** has been highlighted and proposed to occur by a mechanism involving anchimeric assistance.<sup>65</sup> Non-reversible intramolecular deprotonation of the cyclopentadienyl ligands is also well established, and often leads to high nuclearity species such as complex **31**.<sup>68-71</sup>

When  $[\text{Cp}_2\text{MoH}_2]$  was treated with ethylzinc bromide, **32** was isolated and presumed to derive from  $\text{ZnBr}_2$  formed from a Schlenk-type equilibrium.<sup>72</sup> An  $\eta^2:\eta^2$ -bonding mode of the Mo hydrides is implied by the narrowing of the  $\text{MoH}_2$  wedge upon adduct formation, data that contrast those of **27**. A similar adduct, **33**, is formed from addition of a bis-aryloxy zinc solvate to a Rh trihydride complex.<sup>73</sup>

Reaction of a mixture of  $\text{NbCl}_5$ , sodium cyclopentadienyl and zinc powder in THF under an atmosphere of CO, and subsequent treatment with  $\text{NaBH}_4$  gives **34**.<sup>74</sup> The metal...metal distance in **34** is just within the sum of the covalent radii and there is a shift of the  $\nu(\text{CO})$  absorption upon coordination of the Lewis acid to  $[\text{Cp}_2\text{Nb}(\text{CO})\text{H}]$  (1960 to  $1910\text{ cm}^{-1}$ ). Both findings mark a significant  $\text{Nb} \rightarrow \text{Zn}$  interaction. In contrast, only a small shift in the  $\nu(\text{CO})$  absorption is seen upon reaction of  $[\text{Cp}_2\text{NbH}(\text{CO})]$  with  $\text{AlEt}_3$ .<sup>75</sup> Based on significant changes to the hydride resonance observed by  $^1\text{H}$  NMR data, the coordination of  $\text{AlEt}_3$  in  $[\text{Cp}_2\text{Nb}(\text{L})\text{H}\cdot\text{AlEt}_3]$  ( $\text{L} = \text{CO}, \text{C}_2\text{H}_2, \text{PMe}_3$ ) is

proposed to occur through a  $\mu$ -hydride ligand rather than a direct metal...metal interaction. Related reactions between a 1 : 1 mixture of  $[\text{Cp}_2\text{NbH}_3]$  or  $[\text{Cp}_2\text{TaH}_3]$  and  $[\text{Cp}_2\text{Zn}]$  do not lead to adduct formation but cyclopentadiene elimination and formation of new species **35** and **36** both of which contain  $\text{TM}-\text{Zn}$  bonds.<sup>76,77</sup> Tebbe and co-workers reported the  $d^1$  complex  $[(\text{Cp}_2\text{NbH}_2)_2\text{Zn}]$  from the 1 : 2 reaction of  $\text{Et}_2\text{Zn}$  with  $[\text{Cp}_2\text{NbH}_3]$ .<sup>75</sup> Higher nuclearity species **36-38** have been isolated from reactions of ruthenium polyhydride complexes or  $[\text{Cp}_2\text{MoH}_2]$  with main group alkyls (Fig. 9).<sup>78-81</sup>

In more recent work, Bourissou, Uhl and co-workers have shown that hydrogenation of an intramolecularly coordinated  $\text{Pt} \rightarrow \text{Al}$  adduct leads to the heterobimetallic hydride **39** (Fig. 10).<sup>82</sup> Calculations suggest that  $\text{H}_2$  addition occurs across the  $\text{Pt} \rightarrow \text{Al}$  bond. There is precedent for this intramolecular coordination mode: Fischer and co-workers have reported the gallium adduct **40**.<sup>83</sup> Related hydrogenation reactions of platinum diene complexes either bearing a Z-type Al ligand or in the presence of Ga<sup>I</sup> co-ligands lead to the formation of heterobimetallic complexes bearing terminal hydride ligands on the transition metal (Fig. S1, ESI<sup>†</sup>).<sup>46,84</sup> For example, **41** is formed upon hydrogenation of a  $\text{Pt} \cdots \text{norbornadiene}$  precursor; it is currently unclear if the  $\text{Pt} \rightarrow \text{Al}$  moiety plays a role in dihydrogen activation (Fig. 10).<sup>84</sup>



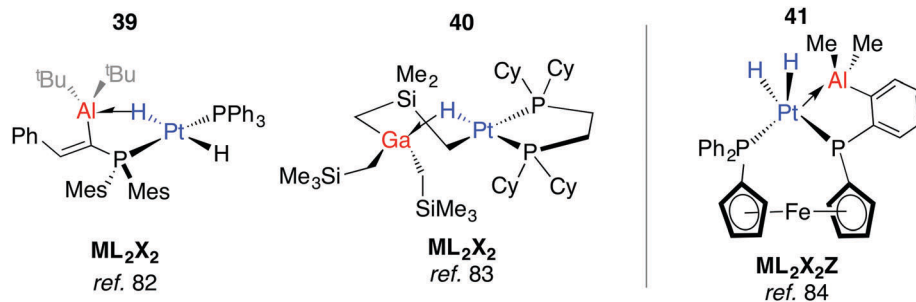


Fig. 10 Adducts from H<sub>2</sub> or C–H addition across a Pt→Al Bond.

### Early transition metal adducts

Relevant to Ziegler–Natta polymerisation, Zr–H→Al Lewis acid–base interactions have been known for some time.<sup>85</sup> Coordinatively saturated, d<sup>0</sup> heterobimetallic complexes may be formed by coordination of the parent hydride to a Lewis acid. For example, **42** was suggested by Wailes and co-workers based on <sup>1</sup>H NMR experiments as early as 1972.<sup>67</sup> Crystallographic characterisation of related adducts **43** and **44** containing inter- and intramolecular Zr–H–Al moieties was later reported.<sup>86,87</sup> While there is less data for hafnium, the adduct **45** has been reported and is notable for the location of the Al centre outside of the H–Hf–H wedge. The position of the hydrides are unusual when compared to related group 4 metallocenes as is the 16-electron configuration of Hf.<sup>88</sup> For group five analogues, [Cp<sub>2</sub>TaH<sub>3</sub>–MEn]<sub>n</sub> forms irreversibly for M = Al, Ga (n = 3) but reversibly for Zn (n = 2).<sup>75</sup> Solid state infrared spectroscopy and X-ray diffraction data for a related complex, **46**, are consistent with formation of an adduct containing two Ta–H–Zn linkages forming an η<sup>2</sup>:η<sup>2</sup>-coordination mode, although NMR data suggest that only one bridging hydride is retained in solution (Fig. 11).<sup>89</sup>

Anwander *et al.* have investigated the reactions of yttrium and lutetium alkyl and amide complexes with aluminium hydrides.<sup>90–93</sup>

For example, lanthanide hydride bonds in **47** are capped and stabilised by Lewis acidic aluminium sites.<sup>92</sup> This motif is not unique to **48**, and X-ray data has been collected on monomeric [Cp<sub>2</sub>Lu(μ-H)–AlH<sub>3</sub>·NET<sub>3</sub>],<sup>94</sup> and dimeric [Cp\*Y(Me)(μ-H)AlMe<sub>2</sub>(μ-H)]<sub>2</sub>.<sup>95</sup> Despite the coordinated Lewis acid, **47** displays reactivity consistent with a terminal hydride; deprotonation of 2,6-dimethylaniline gave complex **48**. Here, the imide linker supports an intramolecular Ln–H→Al interaction (Fig. 11).<sup>92</sup>

## 6. Multiply-bridged complexes (TM–H<sub>n</sub>–M, n > 1)

### Rare earth metal adducts

[(C<sub>5</sub>Me<sub>5</sub>)<sub>2</sub>YMe(THF)] reacts with HAl{N(SiMe<sub>3</sub>)<sub>2</sub>}<sub>2</sub> allowing trapping of μ-H<sub>2</sub>-bridged **49**.<sup>96</sup> The alane in this complex is strongly bound and addition of donor, including chelating, ligands could not effect separation of the heterobimetallic complex. The coordination mode in **49** is predated by those found in **50–55** reported by Bulychev and co-workers in the 1980s.<sup>94,97–105</sup> In these latter complexes, the Al fragment and hydride source derive from either LiAlH<sub>4</sub> or AlH<sub>3</sub>·L (L = NEt<sub>3</sub>, THF, OEt<sub>2</sub>), and either the



Fig. 11 Early TM/main group adducts.





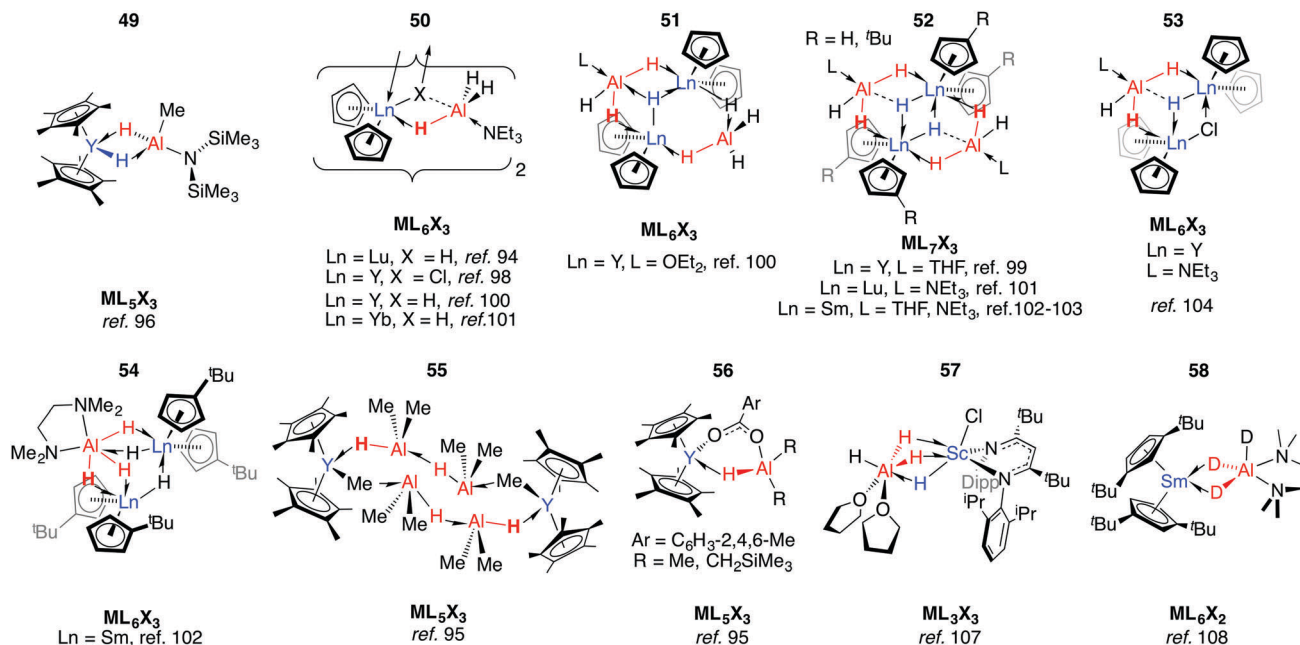


Fig. 12 Coordination of aluminium hydrides to rare earth metal centres.

chloride or hydride ligands take up  $\mu^3$ -coordination modes. Amongst the complexes  $[Cp_2YH\cdot AlH_3L]_2$  (50), the Y...Al distances decrease, and Al-H stretching frequencies increase, across the series L = Et<sub>2</sub>O < THF < NEt<sub>3</sub>. The five-coordinate Al centres found in these complexes are notably different to the borate analogues, where the boron atom does not engage in coordination numbers higher than 4 and solvation occurs at the rare earth metal centre (Fig. 12).<sup>106</sup>

Alanes react with ytrocene hydride or carboxylate complexes to form Y←Al-H adducts (55–56).<sup>95</sup> While investigating the salt metathesis of a  $\beta$ -diketiminato-supported Sc dichloride complex with LiAlH<sub>4</sub>, Piers and co-workers isolated the alane adduct, 57.<sup>107</sup> In 57, both metals are six coordinate, and this is the only time a ( $\mu$ -H)<sub>3</sub> bridging motif seen in the absence of a late TM. Heterobimetallic hydrides of rare earth metals are not limited to those in which the heavy metal is in the 3+ oxidation. Bulychev *et al.* found that  $[(1,3\text{-}^t\text{Bu}_2\text{-C}_5\text{H}_3)_2\text{Sm}]$  partially decomposes into an octanuclear aggregate of Sm<sup>III</sup> and alane, when treated with AlH<sub>3</sub> in the presence of TMEDA. Upon substitution of the alane for AlD<sub>3</sub>, however, 58 may be isolated: an apparent effect of isotopic substitution.<sup>108</sup>

### Group 4 metal adducts

As part of understanding the role of methylaluminumoxane in polymerization catalysis,<sup>109</sup> Bercaw, Britzinger and others have reported NMR studies on hydride-bridged Zr/Al oligomers, trimers and dimers in solution (59–60).<sup>85,110–112</sup> They concluded that binuclear structures of type 60 are only produced for *ansa*-metallocenes and inclusion of a terminal Me ligand on Zr causes decomposition. Cationic Zr- and Hf-analogues are known.<sup>113–115</sup> It has been shown that  $\{Zr(\mu\text{-H})_3Al\}^+$  reacts reversibly with AlMe<sub>3</sub> or ClAl<sup>*i*</sup>Bu<sub>2</sub> to give dimethyl- or dichloro-bridged Zr/Al species (Fig. 13).<sup>114</sup>

An early example of a Zr-H-Al complex was published in 1997 by Raston and co-workers.<sup>116</sup> Structurally and synthetically, 61 is logical extension of the work of Bulychev *et al.* (*vide supra*). These species are poorly soluble in all common organic solvents but THF, and require stabilisation by a base. Power and Wehmschulte added a super bulky aryl group (62) improving solubility and eradicating the need for base stabilisation.<sup>117</sup> Base-free complexes have also been reported by Stephan and colleagues.<sup>118</sup> NMR data and calculations for the monomers 62 suggest both fast intramolecular hydride exchange and an intermolecular exchange between the heterobimetallic complex and its homometallic parts in solution. Our group has also published an example of this type: soluble in toluene and hexane 63-Al exists in equilibrium with the alane and  $[Cp_2ZrH(\mu\text{-H})_2]$ .<sup>119</sup> In contrast, the homologues, 63-Mg and 63-Zn show no sign of dissociation into monometallic parts. This may be a result of tighter binding due to an increased ionic contribution to the donor-acceptor linkage (Fig. 13).<sup>120</sup>

Many of the Zr<sup>IV</sup>/Al heterobimetallic hydride complexes are synthetically accessible by salt-metathesis reactions of the parent zirconocene dihalide with aluminium hydride reagents.<sup>121</sup> Similar reactions with titanium(IV) precursors commonly lead to isolation of products with Ti in the 3+ oxidation state.<sup>122–128</sup> This is displayed most nakedly in the recent report of 64 by Beweries.<sup>129</sup> Six-, five- and four-coordinate aluminium centres have been reported in  $\{Ti_2Al_2H_8\}$ ,  $\{Ti_2AlH_5\}$ , and  $\{TiAlH_2\}$  cores respectively (65–72).<sup>118,121–134</sup> There is only limited precedent for similar reduction chemistry occurring with Zr.<sup>131,132</sup> The observed coordination modes of Al<sub>x</sub>H<sub>y</sub> units in these and related group 4 complexes are common to heterobimetallics and are found in related Ta, Nb, Mn and Ru complexes (*vide infra*).

Substitution of the terminal hydride ligands on aluminium for halide, alkyl, alkoxide or amide has little influence on structure.<sup>133,134</sup>





Fig. 13 Group 4 complexes with multiple hydride bridges.

Magnesium-based heterobimetallic complexes of group 4 metallocenes (73–77) can be prepared by reaction of the parent metallocene dichloride with either Grignard reagents or  $\text{Mg}^0$  powder in etheric solvents.<sup>135–142</sup> For preparations in which a main group hydride is not used as a reagent the hydride ligands result from either: (i) C–H atom abstraction from the solvent (THF), (ii)  $\beta$ -hydride elimination group derived from a main group alkyl, or (iii) C–H bond activation of the cyclopentadienyl ligand (or its substituents). Ligand activation is common in these complexes and intramolecular deprotonation to form dianionic Cp ligands, including “tuck-in” complexes has been observed to lead to both diamagnetic  $\text{TM}^{\text{IV}}$  and paramagnetic  $\text{Ti}^{\text{III}}$  complexes (72 & 78–79).<sup>126,133,134,143,144</sup>

Reaction of **63-Zn** with an excess of 1,5-cyclooctadiene resulted in the on-metal transformation of the organic diene to an alkyne adduct, **80** (Fig. 14).<sup>120</sup> This is an example of a heterobimetallic complex containing a planar, four-coordinate carbon and is related to the first confirmed zirconium-ethylene

complex **81**, reported by Parkin and co-workers.<sup>145</sup> Structurally related zirconium(IV) and titanium(IV) species are known in which the  $\text{TM-H-M}$  connection is supported by bridging metallacyclopropane or metallacyclopentene ligands (**80–88**, Fig. 14).<sup>86,120,146–153</sup> A ketene analogue is also known which incorporates an oxycyclopropane ring.<sup>154</sup> The structures of **84–87** are distorted to accommodate additional intramolecular binding interactions. Calculations have shown that electron donation from the bridging Zr–C bond to the Lewis acidic main group centre plays a key role in the stabilisation of these species (**82**) and explains the unusual geometry at the bridging carbon.<sup>147</sup> A combination of computational methods (NBO and QTAIM) have led our group to describe the bridging ligand of **80** as a slipped metallocyclopropene.<sup>120</sup>

#### Late transition metal adducts

Multiply-bridged main group complexes ( $\text{M} = \text{Mg}, \text{Zn}, \text{Al}$  and  $\text{Ga}$ ) of late transition metals have been known for more than 50 years.





Fig. 14 Coordination of M–H to Zr and Ti metallocyclopropene and metallocyclopropane complexes.

Much of the early work is limited by the accuracy of the spectroscopic methods of the period.<sup>20</sup> Nevertheless, it has been clear for some time that the electronegativity difference between late TM and main group metals creates a significant ionic contribution to the bonding.<sup>20</sup> Complexes **89–97** are mostly products of salt metathesis between lithium aluminohydrides and TM chlorides (Fig. 15).<sup>155–171</sup>

Common themes emerge in the coordination geometries of these complexes.<sup>170</sup> Unlike the group 4 analogues described above, the  $(\mu\text{-H})_3$  bridge is a reoccurring feature. Geometries at aluminium are typically trigonal pyramidal (5-coordinate)<sup>159</sup> or distorted-octahedral (6-coordinate). The high coordination number and the geometry of ligands around the TM centres provides coordinative saturation, and in most cases makes the existence of a metal–metal bond very unlikely. For **89**, this finding is in direct contrast to the data reported for the related Rh/Al species **17-Al** and **18** (Fig. 5).<sup>171</sup>

In solution many of these complexes are fluxional and provide time-averaged <sup>1</sup>H NMR chemical shifts for bridging and terminal hydrides. In relation to this phenomenon, the complexes **98** and **99** reillustrate the ionic component of the bonding. The main group fragment of **98** and **99** is  $\{\text{AlMe}_2\}^+$ , which may exchange between different positions on the face of the  $\{\text{P}_3\text{ReH}_4\}^-$  and  $\{\text{P}_2\text{ReH}_6\}^-$  polyhedra.<sup>172</sup> For comparison,  $[\text{ReH}_9]^{2-}$  is well-known as the dipotassium salt.<sup>173</sup>

The low-spin ground state structure of **100** has been thoroughly investigated by computational methods.<sup>174</sup> The frontier molecular orbitals of **100** do not support bonding between Fe and Al, and the authors present the complex as being dominated by a strong donation of electron density from a  $\{\text{Fe-H}\}^-$  fragment to  $\{\text{AlX}_2\}^+$  (X = O-C<sub>6</sub>H<sub>3</sub>-2,6-tBu). This conclusion is a good general insight into the electronic structure of

the late-TM(H)<sub>n</sub>Al bonding, the dimeric examples of which are summarised in **95–96**.

An alternative synthetic approach to multiply-bridged main group complexes of the late transition metals is through the addition of H<sub>2</sub> across an unsupported Ru–Zn bond. The Ru(H)<sub>2</sub>Zn moiety in **101-H<sub>2</sub>** discovered by Whittlesey and co-workers demonstrated good thermodynamic stability and survives extrusion of dihydrogen by heating *in vacuo* to form **101**.<sup>175</sup> The hydride ligand *trans* to H<sub>2</sub> in **101-H<sub>2</sub>** is protic and significantly closer to Ru, while the hydride *trans* to CO is hydridic and equidistant between the metals. NBO calculations show no sign of Ru–Zn interaction in either complex. However, a QTAIM calculation on **101** shows a Ru–Zn bond path and only one Zn–H bond. It can tentatively be concluded that the  $\mu\text{-H}$  atoms in **101-H<sub>2</sub>** and **101** are intermediate and “flexible” between terminal and bridging character. Fischer and co-workers have reported the related complex **102**, which results from addition of 4.5 equivalents of ZnMe<sub>2</sub> to a Ru/Al heterometallic complex prepared *in situ* by mixing  $[\text{Ru}(\text{PCy}_3)_2(\eta^2\text{-H}_2)(\text{H})_2]$  and  $[\text{Cp}^*\text{Al}]_4$ .<sup>176</sup> Two decades before, Rh/Mg complexes **103** and **104** were prepared by Fryzuk, however their thermal instability precluded characterisation by anything other than <sup>1</sup>H and <sup>31</sup>P NMR spectroscopy (Fig. 15). A number of dinuclear (with respect to TM) complexes supported by chelating ligands or involving TM–TM bonding including **105–106** are also known.<sup>177,178</sup>

## 7. Discussion

An exhaustive account of the preparation and structures of heterobimetallic hydride complexes reported over the last half a century is presented above. During our own research in this



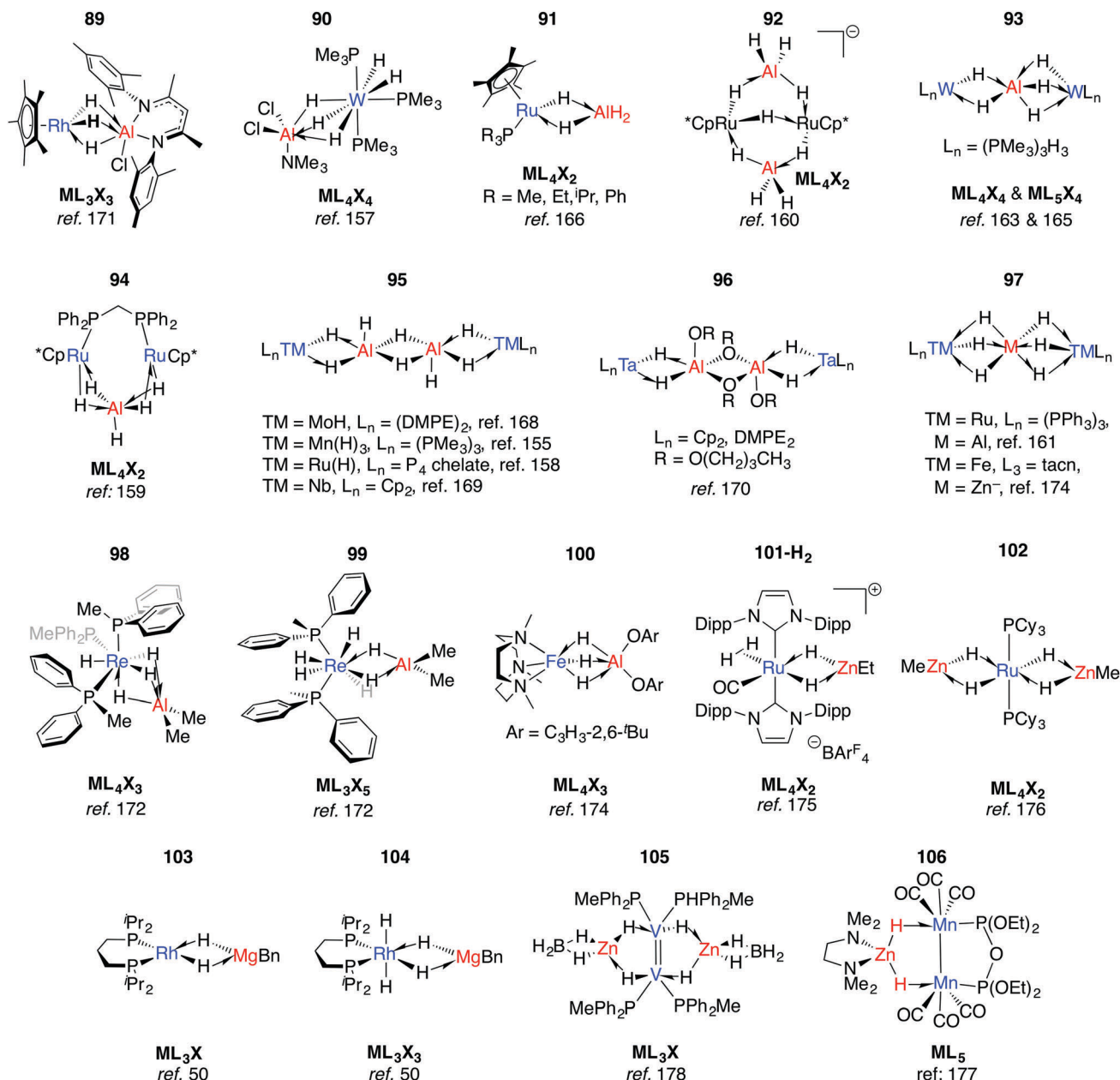


Fig. 15 Late TM heterobimetallics containing multiple bridging hydrides (tacn = 1,4,7-triazacyclononane).

area and through analysis of the material above, we have alighted upon recurring issues in the understanding this family of complexes. For the benefit of potential future studies, these issues are discussed below.

### (i) Structure and bonding

**Sigma-complexes and oxidative addition.** The current understanding of the TM←H-M linkage (M = Mg, Zn, Al, Ga) in  $\sigma$ -complexes is that it is comprised primarily of a donor interaction from main group metal hydride to a vacant orbital of suitable symmetry on the transition metal fragment. There is limited data to support significant back-donation from the metal to the M-H  $\sigma^*$ -orbital. For example, calculations on

complexes 1–3 elucidate a donor–acceptor interaction with the 4s-orbital of the Cu d<sup>10</sup> fragment acting as the acceptor: second-order perturbation calculations reveal only a small contribution from back-donation (Fig. 16).<sup>27</sup>

The model is supported by comparison of the carbonyl stretching frequencies of complexes of the form [( $\eta^5$ -C<sub>5</sub>H<sub>4</sub>Me)-Mn(CO)<sub>2</sub>L] where L is an E–H or M–H bond. Listed in Table 1 these data show that  $\sigma$ -alane,  $\sigma$ -gallane and  $\sigma$ -zincane complexes are similar to those formed from four coordinate boranes such as H<sub>3</sub>B-NMe<sub>3</sub>. The data are consistent with limited back bonding into the M–H bond and contrast those of three coordinate  $\sigma$ -boranes and  $\sigma$ -silanes where increased back-donation to the E–H bond results in higher frequency





Fig. 16 Bonding description of 1–3.

Table 1 Comparison of CO stretching frequencies in  $[(\eta^5\text{-C}_5\text{H}_4\text{Me})\text{-Mn}(\text{CO})_2\text{L}]$ . BDI = (2,6-<sup>-1</sup>Pr<sub>2</sub>C<sub>6</sub>H<sub>3</sub>CNMe)<sub>2</sub>CH. Adapted from ref. 37

L	$\nu_1/\text{cm}^{-1}$	$\nu_2/\text{cm}^{-1}$
H <sub>2</sub>	1982	1922
HBCat	1995	1937
HSiPh <sub>3</sub>	1983	1926
HGePh <sub>3</sub>	1965	1910
HSnPh <sub>3</sub>	1934	1925
H <sub>3</sub> B-NMe <sub>3</sub>	1918	1839
H-Al(H)BDI	1947	1879
H-Ga(H)BDI	1951	1886
H-ZnBDI	1937	1852

carbonyl stretching frequencies.<sup>37</sup> The domination of the  $\sigma$ -donation component of the bonding, and the importance of the ionic component to bonding, is readily understood by considering the difference in the Pauling electronegativity of the elements involved for coordination of E-H ( $\Delta\chi_p$ ; B = 0.18, Si = 0.32) and M-H bonds ( $\Delta\chi_p$ ; Mg = 0.92, Zn = 0.57, Al = 0.61, Ga = 0.41).

Considering the structures of the isolated complexes in Sections 2 and 3, it becomes clear that the well understood continuum between  $\sigma$ -complexes and oxidative addition products detailed for addition of E-H bonds to transition metals also applies to M-H bonds.

The triangular TM-H-M unit is subject to structural changes as the electron density changes at the TM (Fig. 17). The formal shortness ratio (fsr) normalises the metal-metal distance and has been used to evaluate the intermetallic interaction in complexes containing two metals in close proximity. For data collected to date, this metric appears to conveniently describe the extremes of the reaction coordinate:  $\sigma$ -complexes (fsr approx. > 1) and products of oxidative addition/hydride transfer (fsr approx.  $\leq 1$ ).<sup>179</sup> One caveat of this approach is that short metal-metal distances can arise due to the geometric constraints imposed by multiple bridging ligands, to date the analysis has only been applied to molecules containing a single TM-H-M unit.

Very recently we have described the reaction coordinate for the addition of zinc-hydrides to transition metal centres.<sup>37</sup>

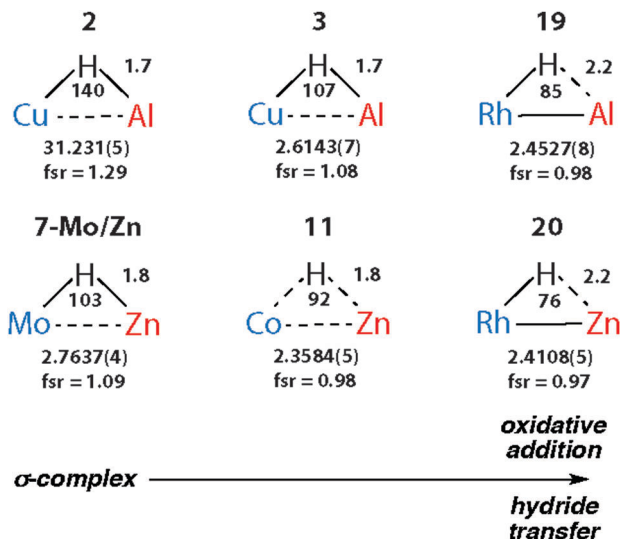


Fig. 17 Comparison of key distances (Å) and angles (°) from X-ray (TM...M) structures of coordinated Al-H and Zn-H bonds. Trends confirmed by DFT studies.

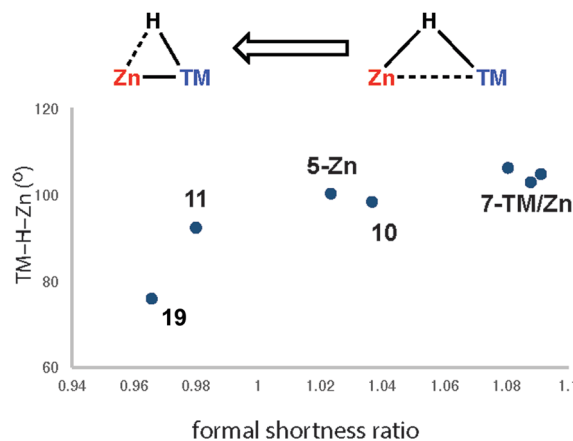


Fig. 18 Reaction coordinate for the approach of a Zn-H bond to a transition metal. Adapted from ref. 37.

Through isolation of a series of different transition metal complexes and DFT studies we outlined a continuum which is characterised by the transfer of electron density from the breaking largely ionic Zn-H bond to forming, increasingly covalent, TM-H and TM-Zn bonds (Fig. 18). Only at very short TM...Zn separations does the Zn-H bond begin to lengthen significantly. The Zn-H bond varies between approx. 1.7–1.8 Å for  $\sigma$ -zincane complexes but increases dramatically to 2.2 Å for the product of oxidative addition. Similarly for  $\sigma$ -alane complexes the Al-H separation of 1.6–1.8 Å increases to > 2.0 Å for products defined as oxidative addition. The breaking point of this bond appears to occur quite late along the reaction coordinate. While high quality and low temperature X-ray data is becoming increasingly well established for the location of hydride ligands in solid state structures, there is clearly significant error in the TM-H and M-H distances and associated TM-H-M angle. In the case of the analysis presented in





Fig. 19 Extreme bonding description of **17** and related complexes. Adapted from ref. 43.

Fig. 18, this concern is circumvented by performing DFT calculations to confirm the location of the hydride.

Comparison of a series of E-H and M-H complexes of a single transition metal fragment,  $\{\text{Cp}^*\text{Rh}(\text{H})(\text{SiEt}_3)\}$  has allowed us to conclude that the ionic component to bonding remains important for the products of oxidative addition and is such that for  $M = \text{Zn}$  and  $\text{Mg}$  these complexes can accurately be described as a result of hydride transfer. The two extreme valence bond description of **17** and the related H-SiEt<sub>3</sub> and H-Bpin complexes are represented in Fig. 19. DFT calculations show that the covalent contribution to the TM-M bond (Wiberg Bond Index) decreases along the series  $\text{Mg} \sim \text{Zn} < \text{Al} < \text{Si} \sim \text{B}$  while the charge on rhodium becomes significant for the Zn and Mg members of the series (NPA charge on Rh: Bpin = -0.03, SiEt<sub>3</sub> = -0.06, Al(H)BDI = -0.11, ZnBDI = -1.01, MgBDI = -0.99).<sup>43</sup> In combination the data suggest that the ionic contribution becomes more significant for the more electropositive elements.

Hydride transfer can also occur to generate complexes that do not possess a TM-M bond such as the tight ion-pair **20**.<sup>45</sup> In the extreme case, charge separation could occur to form a completely ionic species, such as the salt  $[\text{Zn}(\text{NH}_3)_4][\text{Cr}_2(\mu\text{-H})(\text{CO})_{10}]_2$ .<sup>180</sup>

There are clear parallels between the zwitterionic valence bond description **B** and the neutral donor-acceptor complexes,  $\text{TM} \rightarrow \text{M-H}$ . These species are connected parts of a continuum of bonding descriptions as are  $\sigma$ -complexes of the form  $\text{TM} \leftarrow \text{H-M}$  and  $\text{TM-H} \rightarrow \text{M}$  adducts. It appears that as the fsr provides some insight when comparing coordination complexes of the M-H bond to TM, it may also be of some use in considering coordination of the TM-H fragment to M. The bond distances and angles around the Nb-H-Zn moiety of **34** and **35** are compared in Fig. 20. The fsr ratio decreases and TM-H-M angle becomes increasingly acute when comparing a complex with a genuine TM-M bond (**34**) against that in which the primary interaction between the two metals occurs through a 3-centre 2-electron TM-H-M bond.

While, in general, the higher electronegativity of the main group element in silanes (and to an extent boranes) means that  $\text{TM-H} \rightarrow \text{ER}_n$  bonding descriptions are less common, there is growing appreciation that these descriptions may be relevant in  $\sigma$ -silane and  $\sigma$ -borane chemistry. For example, an  $\text{Ir-H}^- \rightarrow \text{SiR}_3^+$  interaction has recently been invoked to explain the electronic structure of an intermediate isolated during catalytic studies in



Fig. 20 Comparison of the bond lengths (Å) and angles (°) in **34** and **35**. Figure adapted from ref. 76.

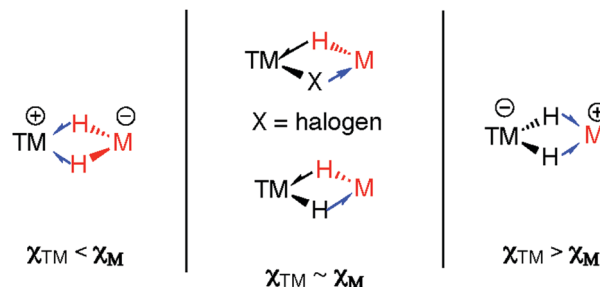


Fig. 21 Limiting bonding descriptions in multiply bridged heterobimetallic complexes.

the dehydrocoupling of silanes and alcohols.<sup>181</sup> Related borane-capped transition metal hydrides, especially those generated by reversible addition across  $\text{TM} \rightarrow \text{B}$  bonds are gaining increasing attention in catalytic hydrogenation processes.<sup>182</sup>

**Multiply-bridged hydride complexes.** As the number of bridging hydride ligands increases so does the complexity of the structure and of the bonding descriptions. Wilkinson has commented: “*The similarity of... transition metal aluminohydrides to alanes suggest that, whereas it is correct to consider transition metal borohydrides as consisting of  $L_nM^+$  and  $\text{BH}_4^-$  moieties, similar models for aluminium analogues are not as accurate. It may be wiser to consider the complexes as being derived from donor-acceptor interactions.*”<sup>20</sup> Although generally true for rare earth and group 4 complexes described in Section 6, many late transition metal adducts are described as ate-complexes formed of  $\{\text{TM-H}_n\}^-$  and  $M^+$  fragments (Fig. 21).

A number of species have been isolated that can be considered coordination complexes of the trapped parent hydrides, these include  $\text{MgH}_4^{2-}$ ,  $\text{AlH}_4^-$ ,  $\text{AlH}_5^{2-}$ ,  $\text{AlH}_6^{2-}$ ,  $\text{ZnH}_6^{4-}$ , and  $\text{Al}_2\text{H}_8^{2-}$  the structural cores of which can be compared to similar complexes containing  $\text{SiH}_4$ ,  $\text{SiH}_6^{2-}$  trapped between two transition metals.<sup>183,184</sup> These species elucidate the general coordination modes found in multiply hydride bridged species (Fig. 22). More recently, we have found that the aggregation state of the complexes may be reduced by incorporating kinetically stabilising ligands on M.<sup>27,37,43,119,120,171</sup>

## (ii) Reactivity

The 3-centre 2-electron TM-H-M moiety is surprisingly stable. The novel ground state structures found in heterobimetallic TM-H-M complexes are often assumed to herald unusual



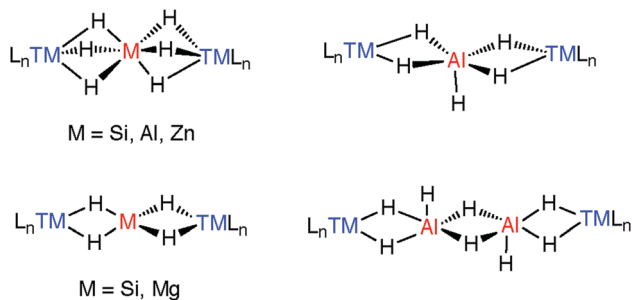


Fig. 22 Coordination geometries of trapped  $MH_x^{n-}$  units and comparison to silane chemistry.

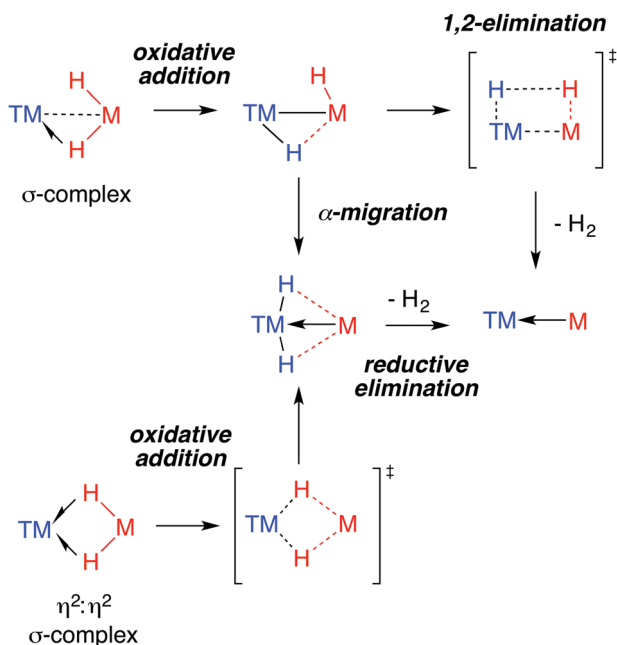


Fig. 23 Proposed mechanisms for  $H_2$  elimination from heterobimetallic hydrides.

reactivity. This correlation is far from proven. Indeed, when it comes to reactivity, the understanding of the ground state structure is not enough. For example, a common feature of the data for the multiply-bridged hydrides is exchange between hydride positions in the solution phase.<sup>175</sup>

By far the most well understood reaction of  $TM-H-M$  groups are those which involve elimination of dihydrogen. Experimentally, while this reactivity has been observed for both Al and Ga complexes, examples of the latter dominate. Through the isolation of intermediates and kinetic analysis, a number of mechanisms for  $H_2$  elimination have been identified and are presented in Fig. 23. Both  $\alpha$ -migration and 1,2-elimination of  $H_2$  across a  $TM-M$  bond have been used to rationalise the formation of  $Ga^I$  ligands in the coordination sphere of transition metals.

The microscopic reverse of the 1,2-elimination of dihydrogen from a  $TM(H)-M(H)$  unit is  $H_2$  addition across a dative  $TM \leftarrow M$  bond. A handful of examples of this type of reactivity are known, albeit from adducts in which the roles of the metals in the Lewis acid-base adduct are reversed. For example, the addition of dihydrogen across  $Pt \rightarrow Al$  and  $Ru \rightarrow Zn$  bonds to form heterobimetallic complexes is known.<sup>82,175</sup> It remains likely that similar reactivity will be discovered for  $TM \leftarrow M$  adducts. This may well be foreshadowed by the existing observations of both inter- and intramolecular addition of carbon-hydrogen bonds across *in situ* generated  $TM \leftarrow M$  (16) and  $TM-M$  (20, 31, 44) complexes.

By considering the properties of the  $TM-H-Zn$  complexes on the reaction trajectory presented in Fig. 18, DFT studies have shown that as the hydride is transferred from zinc it becomes less hydridic and more acidic.<sup>37</sup> While the data would suggest that a rich acid/base chemistry may be possible with heterobimetallic hydride complexes, the reactivity of these species remains understudied. The same with insertion of unsaturated substrates (*e.g.* alkenes, alkynes, CO,  $CO_2$ , carbonyls, *etc.*) into 3-centre 2-electron  $TM-H-M$  bonds: it remains unclear how this chemistry will compare to the well-studied reactions of transition metal hydrides.

### (iii) Potential in catalysis

Transition metal hydride complexes are known intermediates in the hydrogenation of unsaturated hydrocarbons, CO (Fischer-Tropsch), and  $CO_2$  along with numerous other small molecules.<sup>185-187</sup> They also play a key role in hydrogenase enzymes and related catalysts for  $H^+$  reduction to  $H_2$  and have been invoked as (off-cycle) intermediates during a number of important polymerisation reactions including Ziegler-Natta catalysis.<sup>85,109</sup>



Fig. 24 Catalytic alkene hydrogenation and isomerisation by heterobimetallic complexes.



To date however, defined catalytic reactions believed to involve heterobimetallic hydride complexes are limited. Systems that are catalytic in both the transition and main group metal are the most attractive. Lu and co-workers have reported the heterobimetallic complexes **107** as catalysts for alkene hydrogenation and isomerisation and demonstrated that the nature of the main group metal, M, effects the activity (Fig. 24).<sup>188</sup> Dihydrogen activation by addition across a Ni→M bond has been proposed as a key step in hydrogenation catalysis.

The importance of transition metal hydrides to numerous aspects of catalysis is not up for debate. Whether or not heterobimetallic complexes will be able to offer advantages over existing monometallic systems remains an open question for the community. It is clear that substantial developments in the stoichiometric and catalytic reactivity of heterobimetallic hydrides need to be made. Nevertheless, the co-location of two metals by direct metal–metal bonds and/or bridging ligands offers two opportunities in catalysis: new fundamental reactivity, and fine tuning of selection events in known reactions.

The task for the current generation of chemists is to transcribe the known methods for preparation, and the structural understanding of, heterobimetallic hydride complexes into new reactivity. While progress in this area seems to have been made in stops and starts, given the renewed interest in heterobimetallics and main group complexes for catalysis, the challenge appears timely.<sup>189,190</sup>

## Acknowledgements

We are grateful to the Royal Society (MRC), EPSRC (EP/L011514/1) and ERC for funding. We are grateful to Olga Ekkert and Samantha Lau for informative discussions.

## Notes and references

- R. H. Crabtree, *Angew. Chem., Int. Ed.*, 1993, **32**, 789–805.
- M. Brookhart, M. L. H. Green and G. Parkin, *Proc. Natl. Acad. Sci. U. S. A.*, 2007, **104**, 6908–6914.
- G. J. Kubas, *Proc. Natl. Acad. Sci. U. S. A.*, 2007, **104**, 6901–6907.
- G. J. Kubas, *J. Organomet. Chem.*, 2001, **635**, 37–68.
- G. J. Kubas, *Acc. Chem. Res.*, 1988, **21**, 120–128.
- S. Sabo-Etienne and B. Chaudret, *Coord. Chem. Rev.*, 1998, **178–180**, 381–407.
- G. Alcaraz, M. Grellier and S. Sabo-Etienne, *Acc. Chem. Res.*, 2009, **42**, 1640–1649.
- J. Y. Corey, *Chem. Rev.*, 2016, **116**, 11291–11435.
- S. Lachaize and S. Sabo-Etienne, *Eur. J. Inorg. Chem.*, 2006, 2115–2127.
- G. I. Nikonov, *J. Organomet. Chem.*, 2001, **635**, 24–36.
- J. C. Green, M. L. H. Green and G. Parkin, *Chem. Commun.*, 2012, **48**, 11481–11503.
- J. Y. Corey, *Chem. Rev.*, 2011, **111**, 863–1071.
- S. B. Duckett and R. N. Perutz, *Organometallics*, 1992, **11**, 90–98.
- S. Sakaki, N. Mizoe and M. Sugimoto, *Organometallics*, 1998, **17**, 2510–2523.
- G. J. Kubas, *Catal. Lett.*, 2005, **104**, 79–101.
- G. J. Kubas, *Chem. Rev.*, 2007, **107**, 4152–4205.
- C. E. Webster, Y. Fan, M. B. Hall, D. Kunz and J. F. Hartwig, *J. Am. Chem. Soc.*, 2003, **125**, 858–859.
- J. F. Hartwig, K. S. Cook, M. Hapke, C. D. Incarvito, Y. Fan, C. E. Webster and M. B. Hall, *J. Am. Chem. Soc.*, 2005, **127**, 2538–2552.
- I. A. I. Mkhaliid, J. H. Barnard, T. B. Marder, J. M. Murphy and J. F. Hartwig, *Chem. Rev.*, 2010, **110**, 890–931.
- A. R. Barron and G. Wilkinson, *Polyhedron*, 1986, **5**, 1897–1915.
- G. L. Solovchik and B. M. Bulychev, *Russ. Chem. Rev.*, 1983, **51**, 43–60.
- G. Parkin, in *Metal–Metal Bonding*, ed. G. Parkin, Springer Berlin Heidelberg, Berlin, Heidelberg, 2010, vol. 136, pp. 113–145.
- R. A. Fischer and J. Weiß, *Angew. Chem., Int. Ed.*, 1999, **38**, 2830–2850.
- C. Gemel, T. Steinke, M. Cokoja, A. Kempter and R. A. Fischer, *Eur. J. Inorg. Chem.*, 2004, 4161–4176.
- T. Bollermann, C. Gemel and R. A. Fischer, *Coord. Chem. Rev.*, 2012, **256**, 537–555.
- S. Gonzalez-Gallardo, G. Prabusankar, T. Cadenbach, C. Gemel, M. von Hopffgarten, G. Frenking and R. A. Fischer, *Metal–Metal Bonding*, 2010, pp. 147–188.
- A. E. Nako, Q. W. Tan, A. J. P. White and M. R. Crimmin, *Organometallics*, 2014, **33**, 2685–2688.
- S. Schlecht and J. F. Hartwig, *J. Am. Chem. Soc.*, 2000, **122**, 9435–9443.
- T. Kakizawa, Y. Kawano and M. Shimoi, *Organometallics*, 2001, **20**, 3211–3213.
- C. Ganesamoorthy, J. Weising, C. Kroll, R. W. Seidel, C. Gemel and R. A. Fischer, *Angew. Chem., Int. Ed.*, 2014, **53**, 7943–7947.
- I. M. Riddlestone, S. Edmonds, P. A. Kaufman, J. Urbano, J. I. Bates, M. J. Kelly, A. L. Thompson, R. Taylor and S. Aldridge, *J. Am. Chem. Soc.*, 2012, **134**, 2551–2554.
- I. M. Riddlestone, J. Urbano, N. Phillips, M. J. Kelly, D. Vidovic, J. I. Bates, R. Taylor and S. Aldridge, *Dalton Trans.*, 2013, **42**, 249–258.
- J. A. B. Abdalla, I. M. Riddlestone, R. Tirfoin, N. Phillips, J. I. Bates and S. Aldridge, *Chem. Commun.*, 2013, **49**, 17624–17634.
- J. A. B. Abdalla, I. M. Riddlestone, J. Turner, P. A. Kaufman, R. Tirfoin, N. Phillips and S. Aldridge, *Chem. – Eur. J.*, 2014, **20**, 17624–17634.
- I. M. Riddlestone, J. A. B. Abdalla and S. Aldridge, *Advances in Organometallic Chemistry*, 2015, vol. 63, pp. 1–38.
- J. Turner, J. A. B. Abdalla, J. I. Bates, R. Tirfoin, M. J. Kelly, N. Phillips and S. Aldridge, *Chem. Sci.*, 2013, **4**, 4245–4250.
- O. Ekkert, A. J. P. White and M. R. Crimmin, *Angew. Chem., Int. Ed.*, 2016, **55**, 16031–16034.
- K. Ueno, T. Yamaguchi, K. Uchiyama and H. Ogino, *Organometallics*, 2002, **21**, 2347–2349.
- T. Muraoka and K. Ueno, *Coord. Chem. Rev.*, 2010, **254**, 1348–1355.
- K.-R. Porschke, W. Kleimann, Y.-H. Tsay, C. Kruger and G. Wilke, *Chem. Ber.*, 1990, **123**, 1267–1273.
- T. Steinke, C. Gemel, M. Cokoja, M. Winter and R. A. Fischer, *Angew. Chem., Int. Ed.*, 2004, **43**, 2299–2302.
- T. Steinke, M. Cokoja, C. Gemel, A. Kempter, A. Krapp, G. Frenking, U. Zenneck and R. A. Fischer, *Angew. Chem., Int. Ed.*, 2005, **44**, 2943–2946.
- O. Ekkert, A. J. P. White, H. Toms and M. R. Crimmin, *Chem. Sci.*, 2015, **6**, 5617–5622.
- L. J. Hounjet, D. Adhikari, M. Pink, P. J. Carroll and D. J. Mindiola, *Z. Anorg. Allg. Chem.*, 2015, **641**, 45–48.
- L. Fohlmeister, S. Liu, C. Schulten, B. Moubaraki, A. Stasch, J. D. Cashion, L. Gagliardi and C. Jones, *Angew. Chem., Int. Ed.*, 2012, **51**, 8294–8298.
- A. Kempter, C. Gemel and R. A. Fischer, *Chem. – Eur. J.*, 2007, **13**, 2990–3000.
- A. Doddi, G. Prabusankar, C. Gemel, M. Winter and R. A. Fischer, *Eur. J. Inorg. Chem.*, 2013, 3609–3615.
- T. Cadenbach, T. Bollermann, C. Gemel and R. A. Fischer, *Dalton Trans.*, 2009, 322–329.
- J. J. Schneider, C. Kruger, M. Nolte, I. Abraham, T. S. Ertel and H. Bertagnoli, *Angew. Chem., Int. Ed.*, 1994, **33**, 2435–2437.
- M. D. Fryzuk, D. H. McConville and S. J. Rettig, *Organometallics*, 1990, **9**, 1359–1360.
- M. D. Fryzuk, D. H. McConville and S. J. Rettig, *Organometallics*, 1993, **12**, 2152–2161.
- T. Cadenbach, C. Gemel, R. Schmid, M. Halbherr, K. Yusenko, M. Cokoja and R. A. Fischer, *Angew. Chem., Int. Ed.*, 2009, **48**, 3872–3876.
- T. Cadenbach, T. Bollermann, C. Gemel, M. Tombul, I. Fernandez, M. V. Hopffgarten, G. Frenking and R. A. Fischer, *J. Am. Chem. Soc.*, 2009, **131**, 16063–16077.
- T. Cadenbach, C. Gemel, T. Bollermann, I. Fernandez, G. Frenking and R. A. Fischer, *Chem. – Eur. J.*, 2008, **14**, 10789–10796.





- 55 A. Kempter, C. Gemel, T. Cadenbach and R. A. Fischer, *Organometallics*, 2007, **26**, 4257–4264.
- 56 M. Molon, C. Gemel and R. A. Fischer, *J. Organomet. Chem.*, 2014, **751**, 573–578.
- 57 B. Buchin, C. Gemel, A. Kempter, T. Cadenbach and R. A. Fischer, *Inorg. Chim. Acta*, 2006, **359**, 4833–4839.
- 58 G. Tan, T. Szilvási, S. Inoue, B. Blom and M. Driess, *J. Am. Chem. Soc.*, 2014, **136**, 9732–9742.
- 59 R. A. Fischer, T. Priermeier and W. Scherer, *J. Organomet. Chem.*, 1993, **459**, 65–71.
- 60 R. A. Fischer, M. M. Schulte, J. Weiß, L. Zsolnai, A. Jacobi, G. Huttner, G. Frenking, C. Boehme and S. F. Vyboishchikov, *J. Am. Chem. Soc.*, 1998, **120**, 1237–1248.
- 61 R. A. Fischer and T. Priermeier, *Organometallics*, 1994, **13**, 4306–4314.
- 62 J. T. Golden, T. H. Peterson, P. L. Holland, R. G. Bergman and R. A. Andersen, *J. Am. Chem. Soc.*, 1998, **120**, 223–224.
- 63 H. Brunner, P. C. Wailes and H. D. Kaesz, *Inorg. Nucl. Chem. Lett.*, 1965, **1**, 125–129.
- 64 A. Storr and B. S. Thomas, *Can. J. Chem.*, 1971, **49**, 2504–2507.
- 65 J. W. Bruno, J. C. Huffman and K. G. Caulton, *J. Am. Chem. Soc.*, 1984, **106**, 444–445.
- 66 M. Amati and F. Leij, *Can. J. Chem.*, 2009, **87**, 1406–1414.
- 67 P. C. Wailes, H. Weigold and A. P. Bell, *J. Organomet. Chem.*, 1972, **43**, C29–C31.
- 68 M. L. H. Green, R. E. MacKenzie and J. S. Poland, *J. Chem. Soc., Dalton Trans.*, 1976, 1993–1994.
- 69 M. Stender, H. Oesen, S. Blaurock and E. Hey Hawkins, *Z. Anorg. Allg. Chem.*, 2001, 980–984.
- 70 R. A. Forder and K. Prout, *Acta Crystallogr., Sect. A: Cryst. Phys., Diffraction, Theor. Gen. Crystallogr.*, 1974, **B30**, 2312–2317.
- 71 S. J. Rettig, A. Storr, B. S. Thomas and J. Trotter, *Acta Crystallogr., Sect. A: Cryst. Phys., Diffraction, Theor. Gen. Crystallogr.*, 1974, **B30**, 666–672.
- 72 D. E. Crotty, T. J. Anderson, M. D. Glick and J. P. Oliver, *Inorg. Chem.*, 1977, **16**, 2346–2350.
- 73 R. L. Geerts, J. C. Huffman and K. G. Caulton, *Inorg. Chem.*, 1986, **25**, 590–591.
- 74 M. A. Porai-Koshits, A. S. Antsyshkina, A. A. Pasynskii, G. G. Sadikov, Y. V. Skripkin and V. N. Ostrikova, *Inorg. Chim. Acta*, 1979, **34**, L285–L287.
- 75 F. N. Tebbe, *J. Am. Chem. Soc.*, 1973, **95**, 5412–5414.
- 76 P. H. M. Budzelaar, A. A. H. Van Der Zeijden, J. Boersma, G. J. M. Van Der Kerk, A. L. Spek and A. J. M. Duisenberg, *Organometallics*, 1984, **3**, 159–163.
- 77 P. H. M. Budzelaar, K. H. Den Haan, J. Boersma, G. J. M. Van Der Kerk and A. L. Spek, *Organometallics*, 1984, **3**, 156–159.
- 78 M. Ohashi, K. Matsubara, T. Iizuka and H. Suzuki, *Angew. Chem., Int. Ed.*, 2003, **49**, 937–940.
- 79 M. Ohashi, K. Matsubara and H. Suzuki, *Organometallics*, 2007, **26**, 2330–2339.
- 80 K. Prout and R. A. Forder, *Acta Crystallogr., Sect. A: Cryst. Phys., Diffraction, Theor. Gen. Crystallogr.*, 1975, **B31**, 852–856.
- 81 M. L. H. Green, G. A. Moser, I. Packer, F. Petit, R. A. Forder and K. Prout, *J. Chem. Soc., Chem. Commun.*, 1974, 839–840.
- 82 M. Devillard, R. Declercq, E. Nicolas, A. W. Ehlers, J. Backs, N. Saffon-Merceron, G. Bouhadir, J. C. Slootweg, W. Uhl and D. Bourissou, *J. Am. Chem. Soc.*, 2016, **138**, 4917–4926.
- 83 R. A. Fischer, D. Weiß, M. Winter, I. Müller, H. D. Kaesz, N. Fröhlich and G. Frenking, *J. Organomet. Chem.*, 2004, **689**, 4611–4623.
- 84 B. E. Cowie, F. A. Tsao and D. J. H. Emslie, *Angew. Chem., Int. Ed.*, 2014, **54**, 2165–2169.
- 85 L. V. Parfenova, P. V. Kovyazin, I. E. Nifant'ev, L. M. Khalilov and U. M. Dzhemilev, *Organometallics*, 2015, **34**, 3559–3570.
- 86 V. V. Burlakov, P. Arndt, W. Baumann, A. Spannenberg and U. Rosenthal, *Organometallics*, 2006, **25**, 519–522.
- 87 J. Kopf, H. J. Vollmer and W. Kaminsky, *Cryst. Struct. Commun.*, 1980, **9**, 985.
- 88 A. I. Sizov, T. M. Zvukova, A. A. Gorkovskii, Z. A. Starikova and B. M. Bulychev, *Russ. Chem. Bull.*, 2004, **53**, 2175–2178.
- 89 T. M. Arkhireeva, V. K. Bel'skii, B. M. Bulychev and G. L. Soloveichik, *Russ. Chem. Bull.*, 1986, **35**, 2585–2587.
- 90 D. Schädle, C. Schädle, D. Schneider, C. Maichle-Mössmer and R. Anwander, *Organometallics*, 2015, **34**, 4994–5008.
- 91 C. Schädle, C. Maichle-Mössmer, K. W. Törnroos and R. Anwander, *Organometallics*, 2015, **34**, 2667–2675.
- 92 C. Schädle, D. Schädle, K. Eichele and R. Anwander, *Angew. Chem., Int. Ed.*, 2013, **52**, 13238–13242.
- 93 M. G. Klimpel, P. Sirsch, W. Scherer and R. Anwander, *Angew. Chem., Int. Ed.*, 2003, **42**, 574–577.
- 94 S. Y. Knjazhanski, B. M. Bulychev, V. K. Belsky and G. L. Soloveichik, *J. Organomet. Chem.*, 1987, **327**, 173–179.
- 95 C. Schädle, A. Fischbach, E. Herdtweck, K. W. Törnroos and R. Anwander, *Chem. – Eur. J.*, 2013, **19**, 16334–16341.
- 96 C. Schädle and R. Anwander, *Eur. J. Inorg. Chem.*, 2013, 3302–3306.
- 97 E. B. Lobkovskii, G. L. Soloveichik, A. B. Erofeev, B. M. Bulychev and V. K. Bel'skii, *J. Organomet. Chem.*, 1982, **235**, 151–159.
- 98 E. Lobkovsky, G. L. Soloveichik, B. M. Bulychev, A. B. Erofeev, A. I. Gusev and N. I. Kirillova, *J. Organomet. Chem.*, 1983, **254**, 167–172.
- 99 V. K. Bel'skii, B. M. Bulychev, A. B. Erofeev and G. L. Soloveichik, *J. Organomet. Chem.*, 1984, **268**, 107–111.
- 100 V. K. Belsky, A. B. Erofeev, B. M. Bulychev and G. L. Soloveichik, *J. Organomet. Chem.*, 1984, **265**, 123–133.
- 101 S. Y. Knjazhanski, B. M. Bulychev, O. K. Kireeva, V. K. Belsky and G. L. Soloveichik, *J. Organomet. Chem.*, 1991, **414**, 11–22.
- 102 V. K. Belsky, Y. K. Gun'ko, B. M. Bulychev and G. L. Soloveichik, *J. Organomet. Chem.*, 1991, **419**, 299–310.
- 103 Y. K. Gun'ko, B. M. Bulychev, A. I. Sizov, V. K. Belsky and G. L. Soloveichik, *J. Organomet. Chem.*, 1990, **390**, 153–158.
- 104 A. B. Erofeev, B. M. Bulychev, V. K. Bel'skii and G. L. Soloveichik, *J. Organomet. Chem.*, 1987, **335**, 189–199.
- 105 S. Y. Knjazhanski, E. B. Lobkovskii, B. M. Bulychev, V. K. Belsky and G. L. Soloveichik, *J. Organomet. Chem.*, 1991, **419**, 311–324.
- 106 M. F. Lappert, A. Singh, J. L. Atwood and W. E. Hunter, *J. Chem. Soc., Chem. Commun.*, 1983, 206–207.
- 107 K. D. Conroy, W. E. Piers and M. Parvez, *Organometallics*, 2009, **28**, 6228–6233.
- 108 Y. K. Gun'ko, B. M. Bulychev, V. K. Belsky and G. L. Soloveichik, *J. Organomet. Chem.*, 1992, **440**, 47–52.
- 109 H. G. Alt and A. Köppl, *Chem. Rev.*, 2000, **100**, 1205–1222.
- 110 L. I. Shoer, K. I. Gell and J. Schwartz, *J. Organomet. Chem.*, 1977, **136**, C19–C22.
- 111 S. M. Baldwin, J. E. Bercaw and H. H. Brintzinger, *J. Am. Chem. Soc.*, 2008, **130**, 17423–17433.
- 112 U. M. Dzhemilev and A. G. Ibragimov, *Russ. Chem. Rev.*, 2012, **81**, 524–548.
- 113 K. P. Bryliakov, E. P. Talsi, A. Z. Voskoboinikov, S. J. Lancaster and M. Bochmann, *Organometallics*, 2008, **27**, 6333–6342.
- 114 S. M. Baldwin, J. E. Bercaw, L. M. Henling, M. W. Day and H. H. Brintzinger, *J. Am. Chem. Soc.*, 2011, **133**, 1805–1813.
- 115 S. M. Baldwin, J. E. Bercaw and H. H. Brintzinger, *J. Am. Chem. Soc.*, 2010, **132**, 13969–13971.
- 116 K. Khan, C. L. Raston, J. E. McGrady, B. W. Skelton and A. H. White, *Organometallics*, 1997, **16**, 3253–3254.
- 117 R. J. Wehmschulte and P. P. Power, *Polyhedron*, 1999, **18**, 1885–1888.
- 118 N. Etkin, A. J. Hoskin and D. W. Stephan, *J. Am. Chem. Soc.*, 1997, **119**, 11420–11424.
- 119 S. Yow, S. J. Gates, A. J. P. White and M. R. Crimmin, *Angew. Chem., Int. Ed.*, 2012, **51**, 12559–12563.
- 120 M. J. Butler, A. J. P. White and M. R. Crimmin, *Angew. Chem., Int. Ed.*, 2016, **55**, 6951–6953.
- 121 N. Etkin and D. W. Stephan, *Organometallics*, 1998, **17**, 763–765.
- 122 E. B. Lobkovskii, G. L. Soloveichik, B. M. Bulychev, R. G. Gerr and Y. T. Struchkov, *J. Organomet. Chem.*, 1984, **270**, 45–51.
- 123 E. B. Lobkovskii, G. L. Soloveichik, A. J. Sisov, B. M. Bulychev, A. I. Gusev and N. I. Kirillova, *J. Organomet. Chem.*, 1984, **265**, 167–173.
- 124 V. K. Bel'sky, A. I. Sizov, B. M. Bulychev and G. L. Soloveichik, *J. Organomet. Chem.*, 1985, **280**, 67–80.
- 125 T. Y. Sokolova, A. I. Sizov, B. M. Bulychev, E. A. Rozova, V. K. Belsky and G. L. Soloveichik, *J. Organomet. Chem.*, 1990, **288**, 11–19.
- 126 A. I. Sizov, T. M. Zvukova, V. K. Belsky and B. M. Bulychev, *Russ. Chem. Bull.*, 1998, **47**, 1186–1192.
- 127 A. I. Sizov, T. M. Zvukova, B. M. Bulychev and V. K. Belsky, *J. Organomet. Chem.*, 2000, **603**, 167–173.
- 128 R. Sun, J. Liu, S. Yang, M. Chen, N. Sun, H. Chen, X. Xie, X. You, S. Li and Y. Liu, *Chem. Commun.*, 2015, **51**, 6426–6429.
- 129 J. Thomas, M. Klahn, A. Spannenberg and T. Beweries, *Dalton Trans.*, 2013, **42**, 14668–14672.



- 130 A. I. Sizov, I. V. Molodnitskaya, B. M. Bulychev, V. K. Bel'skii and G. L. Soloveichik, *J. Organomet. Chem.*, 1988, **344**, 185–193.
- 131 A. I. Sizov, T. M. Zvukova, V. K. Belsky and B. M. Bulychev, *J. Organomet. Chem.*, 2001, **619**, 36–42.
- 132 A. I. Sizov, T. M. Zvukova, V. K. Belsky and B. M. Bulychev, *Russ. Chem. Bull.*, 2001, **50**, 2200–2202.
- 133 L. J. Guggenberger and F. N. Tebbe, *J. Am. Chem. Soc.*, 1973, **95**, 7870–7872.
- 134 F. N. Tebbe and L. J. Guggenberger, *J. Chem. Soc., Chem. Commun.*, 1973, 227–228.
- 135 S. I. Troyanov, V. Varga and K. Mach, *J. Organomet. Chem.*, 1993, **461**, 85–90.
- 136 R. Gyepes, K. Mach, I. Cisarova, J. Loub, J. Hiller and P. Sindelar, *J. Organomet. Chem.*, 1995, **497**, 33–41.
- 137 M. Horacek, J. Hiller, U. Thewalt, M. Poláček and K. Mach, *Organometallics*, 1997, **16**, 4185–4191.
- 138 V. Kupfer, U. Thewalt, M. Horacek, L. Petrusova and K. Mach, *Inorg. Chem. Commun.*, 1999, **2**, 540–544.
- 139 M. Horáček, I. Cisarova, J. Cejka, J. Karban, L. Petrusova and K. Mach, *J. Organomet. Chem.*, 1999, **577**, 103–112.
- 140 M. Horáček, P. Štěpnička, J. Kubišta, K. Fejfarová, R. Gyepes and K. Mach, *Organometallics*, 2003, **22**, 861–869.
- 141 K. Mach, R. Gyepes, M. Horáček, L. Petrusová and J. Kubišta, *Collect. Czech. Chem. Commun.*, 2003, **68**, 1877–1896.
- 142 Q. F. Mokuolu, P. A. Duckmanton, A. J. Blake, C. Wilson and J. B. Love, *Organometallics*, 2003, **22**, 4387–4389.
- 143 E. B. Lobkovskii, G. L. Soloveichik, A. I. Sizov and B. M. Bulychev, *J. Organomet. Chem.*, 1985, **280**, 53–66.
- 144 E. B. Lobkovskii, A. I. Sizov, B. M. Bulychev and I. V. Sokolova, *J. Organomet. Chem.*, 1987, **319**, 69–75.
- 145 H. Lee, T. Hascall, P. J. Desrosiers and G. Parkin, *J. Am. Chem. Soc.*, 1998, **120**, 5830–5831.
- 146 G. Erker, M. Albrecht, C. Kruger, S. Werner, P. Binger and F. Langhauser, *Organometallics*, 1992, **11**, 3517–3525.
- 147 R. Gleiter, I. Hyla-Kryspin, S. Niu and G. Erker, *Angew. Chem., Int. Ed.*, 1993, **32**, 754–756.
- 148 M. Albrecht, G. Erker and C. Kruger, *Synlett*, 1993, 441–448.
- 149 G. Bender, T. Wiegand, H. Eckert, R. Fröhlich, C. G. Daniliuc, C. Mück-Lichtenfeld, S. Ndambuki, T. Ziegler, G. Kehr and G. Erker, *Angew. Chem., Int. Ed.*, 2012, **51**, 8846–8849.
- 150 P. Arndt, A. Spannenberg, W. Baumann, S. Becke and U. Rosenthal, *Eur. J. Inorg. Chem.*, 2001, 2885–2890.
- 151 V. V. Burlakov, P. Arndt, W. Baumann, A. Spannenberg and U. Rosenthal, *Organometallics*, 2004, **23**, 4160–4165.
- 152 V. V. Burlakov, K. Kaleta, T. Beweries, P. Arndt, W. Baumann, A. Spannenberg, V. B. Shur and U. Rosenthal, *Organometallics*, 2011, **30**, 1157–1161.
- 153 P. Arndt, A. Spannenberg, W. Baumann, V. V. Burlakov, U. Rosenthal, S. Becke and T. Weiss, *Organometallics*, 2004, **23**, 4792–4795.
- 154 R. M. Waymouth, B. D. Santarsiero, R. J. Coots, M. J. Bronikowski and R. H. Grubbs, *J. Am. Chem. Soc.*, 1986, **108**, 1427–1441.
- 155 G. S. Girolami, G. Wilkinson, M. Thornton-Pett and M. B. Hursthouse, *J. Am. Chem. Soc.*, 1983, **105**, 6752–6753.
- 156 G. S. Girolami, C. G. Howard, G. Wilkinson, H. M. Dawes, M. Thornton-Pett, M. Motevalli and M. B. Hursthouse, *J. Chem. Soc., Dalton Trans.*, 1985, 921–929.
- 157 A. R. Barron, G. Wilkinson, M. Motevalli and M. B. Hursthouse, *J. Chem. Soc., Dalton Trans.*, 1987, 837–846.
- 158 R. Gilbert-Wilson, L. D. Field and M. Bhadbhade, *Inorg. Chem.*, 2014, **53**, 12469–12479.
- 159 G. S. Girolami, *Organometallics*, 1997, 2987–2994.
- 160 M. Plois, T. Wiegand and R. Wolf, *Organometallics*, 2012, **31**, 8469–8477.
- 161 M. Plois, R. Wolf, W. Hujo and S. Grimme, *Eur. J. Inorg. Chem.*, 2013, 3039–3048.
- 162 T. N. Gieshoff, M. Villa, A. Welther, M. Plois, U. Chakraborty, R. Wolf and A. Jacobi von Wangelin, *Green Chem.*, 2015, **17**, 1408–1413.
- 163 A. R. Barron, M. B. Hursthouse, M. Motevalli and G. Wilkinson, *J. Chem. Soc., Chem. Commun.*, 1985, 664–665.
- 164 A. R. Barron and G. Wilkinson, *J. Chem. Soc., Dalton Trans.*, 1986, 279–285.
- 165 A. R. Barron, D. Lyons, G. Wilkinson, M. Motevalli, A. J. Howes and M. B. Hursthouse, *J. Chem. Soc., Dalton Trans.*, 1986, 279–285.
- 166 D. H. Lee, H. Suzuki and Y. Moro-oka, *J. Organomet. Chem.*, 1987, **330**, C20–C22.
- 167 M. D. Fryzuk, G. K. B. Clentsmith and S. J. Rettig, *Inorg. Chim. Acta*, 1997, **259**, 51–59.
- 168 V. Saboonchian, G. Wilkinson, B. Hussain-Bates and M. B. Hursthouse, *Polyhedron*, 1991, **10**, 595–603.
- 169 G. I. Nikonov, L. G. Kuzmina and J. A. K. Howard, *J. Chem. Soc., Dalton Trans.*, 2002, 3037–3046.
- 170 T. J. McNeese, S. S. Wreford and B. M. Foxman, *J. Chem. Soc., Chem. Commun.*, 1978, 500–502.
- 171 O. Ekkert, S. D. A. Strudley, A. Rozenfeld, A. J. P. White and M. R. Crimmin, *Organometallics*, 2014, **33**, 7027–7030.
- 172 W. A. Skupinski, J. C. Huffman, J. W. Bruno and K. G. Caulton, *J. Am. Chem. Soc.*, 1984, **106**, 8128–8136.
- 173 K. Knox and A. P. Ginsberg, *Inorg. Chem.*, 1964, **3**, 555–558.
- 174 M. Oishi, T. Endo, M. Oshima and H. Suzuki, *Inorg. Chem.*, 2014, **53**, 5100–5108.
- 175 I. M. Riddlestone, N. A. Rajabi, J. P. Lowe, M. F. Mahon, S. A. Macgregor and M. K. Whittlesey, *J. Am. Chem. Soc.*, 2016, **138**, 11081–11084.
- 176 M. Molon, C. Gemel and R. A. Fischer, *Eur. J. Inorg. Chem.*, 2013, 3616–3622.
- 177 V. Riera, M. A. Ruiz, A. Tiripicchio and M. Tiripicchio-Camellini, *Organometallics*, 1993, **12**, 2962–2972.
- 178 R. L. Bansemir, J. C. Huffman and K. G. Caulton, *J. Am. Chem. Soc.*, 1983, **105**, 6163–6164.
- 179 L. Pauling, *J. Am. Chem. Soc.*, 1947, **69**, 542–553.
- 180 P. Klufers and U. Wilhem, *J. Organomet. Chem.*, 1991, **421**, 39–54.
- 181 M. Hamdaoui, M. Ney, V. Sarda, L. Karmazin, C. Bailly, N. Sieffert, S. Dohm, A. Hansen, S. Grimme and J.-P. Djukic, *Organometallics*, 2016, **35**, 2207–2223.
- 182 W. H. Harman and J. C. Peters, *J. Am. Chem. Soc.*, 2012, **134**, 5080–5082.
- 183 I. Atheaux, B. Donnadieu, V. Rodriguez, S. Sabo-Etienne, B. Chaudret, K. Hussein and J.-C. Barthelat, *J. Am. Chem. Soc.*, 2000, **122**, 5664–5665.
- 184 M. C. Lipke and T. D. Tilley, *Angew. Chem., Int. Ed.*, 2012, **51**, 11115–11121.
- 185 R. N. Perutz and B. Procacci, *Chem. Rev.*, 2016, **116**, 8506–8544.
- 186 E. S. Wiedner, M. B. Chambers, C. L. Pitman, R. M. Bullock, A. J. M. Miller and A. M. Appel, *Chem. Rev.*, 2016, **116**, 8655–8692.
- 187 A. Maity and T. S. Teets, *Chem. Rev.*, 2016, **16**, 8873–8911.
- 188 R. C. Cammarota and C. C. Lu, *J. Am. Chem. Soc.*, 2015, **137**, 12486–12489.
- 189 N. P. Mankad, *Chem. – Eur. J.*, 2016, **22**, 5822–5829.
- 190 R. J. Eisenhart, L. J. Clouston and C. C. Lu, *Acc. Chem. Res.*, 2015, **48**, 2885–2894.

