

RESEARCH ARTICLE

View Article Online  
View Journal | View Issue

# Ru(II)-catalyzed rearrangement of the allenic sulfide bearing propargyl moiety: efficient formation of benzene derivatives†‡

Cite this: *Org. Chem. Front.*, 2014, **1**, 235

Lingling Peng,<sup>a</sup> Xiu Zhang,<sup>a</sup> Jie Ma<sup>a</sup> and Jianbo Wang<sup>\*a,b</sup>

Received 2nd January 2014,  
Accepted 21st January 2014

DOI: 10.1039/c4qo00001c

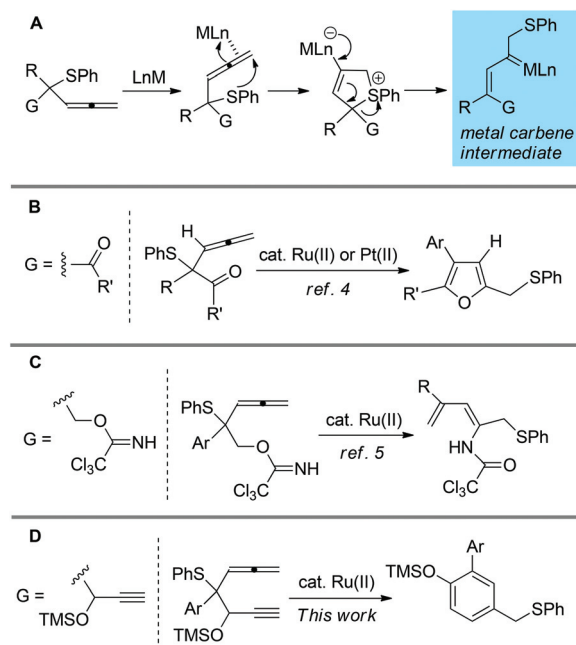
rsc.li/frontiers-organic

[RuCl<sub>2</sub>(*p*-cymene)]<sub>2</sub> efficiently catalyzes the rearrangement of allenic sulfides bearing the propargyl moiety to afford 1,2,4-trisubstituted benzene derivatives. The alkyne-Ru(II) carbene [2 + 2] cycloaddition/ring opening process has been proposed in the reaction mechanism.

## Introduction

Transition-metal-catalyzed reactions of allene derivatives have attracted great attention in recent years.<sup>1,2</sup> Many synthetically useful transformations have been developed in this area. In a few cases a metal carbene has been proposed as a reactive intermediate in these transformations.<sup>3</sup> Recently, we have reported the highly efficient reaction of [RuCl<sub>2</sub>(*p*-cymene)]<sub>2</sub>- or PtCl<sub>2</sub>-catalyzed rearrangement of β-carbonyl allenic sulfides, which gives furan as products (Scheme 1A and B).<sup>4</sup> The reaction is assumed to proceed through 1,4-sulfanyl group migration, which leads to the formation of a metal carbene intermediate (Scheme 1A). The metal carbene intermediate is then trapped intramolecularly by carbonyl oxygen to afford the furan derivatives as final products.

Inspired by this work, we further conceived that replacing the carbonyl group with nucleophilic functional group G in such a system might lead to novel transformations of the metal-carbene intermediate. In this context, we have previously reported Ru(II)-catalyzed reaction of 2-aryl-2-(phenylthio) penta-3,4-dienyl 2,2,2-trichloro acetimidates, which leads to a novel rearrangement (Scheme 1C).<sup>5</sup> In this paper, we further demonstrate that Ru(II)-catalyzed reaction of β-ethynyl allenic sulfides leads to the formation of benzene derivatives (Scheme 1D). An



**Scheme 1** Transformations based on metal carbene intermediate generated from transition-metal-catalyzed rearrangement of allenyl sulfide.

alkyne-Ru(II) carbene [2 + 2] cycloaddition/ring opening process has been proposed for the reaction mechanism.

## Results and discussion

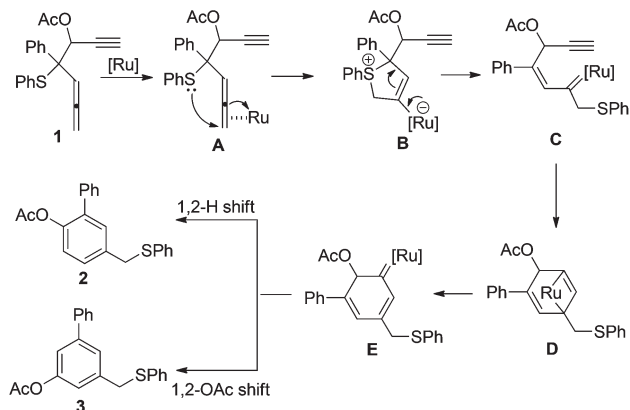
We discovered this type of transformation firstly from investigating the reaction of β-ethynyl allenic sulfides.<sup>6</sup> When β-ethynyl allenic sulfide **1** was catalyzed by 5 mol% [RuCl<sub>2</sub>(*p*-cymene)]<sub>2</sub> in DCE at 60 °C, two products **2** and **3**, which are different in the position of acetyl substituents on the benzene

<sup>a</sup>Beijing National Laboratory of Molecular Sciences (BNLMS), Key Laboratory of Bioorganic Chemistry and Molecular Engineering of Ministry of Education, College of Chemistry, Peking University, Beijing 100871, China. E-mail: wangjb@pku.edu.cn; Fax: (+86)10-6275-7248; Tel: (+86)10-6275-1708

<sup>b</sup>State Key Laboratory of Organometallic Chemistry, Chinese Academy of Sciences, Shanghai 200032, China

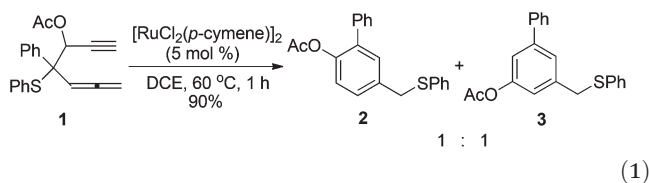
†Dedicated to Professor Max Malacria on the occasion of his 65<sup>th</sup> birthday.

‡Electronic supplementary information (ESI) available: Preparation of substrates, characterization data, <sup>1</sup>H, <sup>13</sup>C NMR, MS and IR spectra. CCDC 969849. For ESI and crystallographic data in CIF or other electronic format see DOI: 10.1039/c4qo00001c



Scheme 2 Mechanistic hypothesis.

ring, were obtained in 90% yield in 1 h (eqn (1)). The reaction shows no selectivity, with the ratio of 2 and 3 being 1 : 1.



We proposed a mechanism for the formation of 2 and 3 as shown in Scheme 2. Similar to the reaction we have published previously,<sup>4,5</sup> intramolecular attack of the phenylsulfanyl group on the Ru(II)-activated allene moiety triggers sequential rearrangement to form Ru(II) carbene intermediate C. The Ru(II) carbene interacts with the tethered alkyne moiety and generates a new Ru(II) carbene intermediate E. This process is presumably proceeding *via* an alkene–alkyne metathesis-like pathway through intermediate D.<sup>7</sup> Notably, Padwa and co-workers have reported a series of studies on cyclization of the initially formed metal carbenoid onto the tethered alkyne unit to give a new metal carbenoid which could lead to diverse transformations such as 1,2-migration, cyclopropanation, ylide formation with carbonyl, C–H insertion.<sup>8</sup> In Padwa's system, the initially formed metal carbene species are generated from the transition-metal-catalyzed decomposition of diazo compounds. Finally, the 1,2-H migration or 1,2-OAc migration of the Ru(II) carbene intermediate gives product 2 or 3, respectively.

The Ru(II)-catalyzed transformation of 1 to benzene products 2 and 3 was highly efficient; it was completed in 1 hour with high yield. Encouraged by this result, we proceeded to investigate more  $\beta$ -ethynyl allenic sulfide substrates. According to the reaction mechanism proposed in Scheme 2, the final step in the catalytic cycle is the competitive 1,2-H shift or 1,2-OAc shift of the Ru-carbene intermediate. We have conceived that by replacing the OAc with a group of low 1,2-migratory aptitude the 1,2-H shift may become predominant. For this purpose, we synthesized  $\beta$ -ethynyl allenic sulfide 4a, in which the OAc is replaced with the TMS group. To our delight, the Ru(II)-catalyzed reaction of 4a under the same reaction conditions

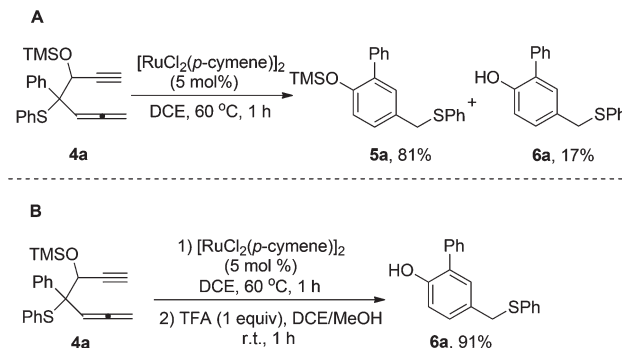
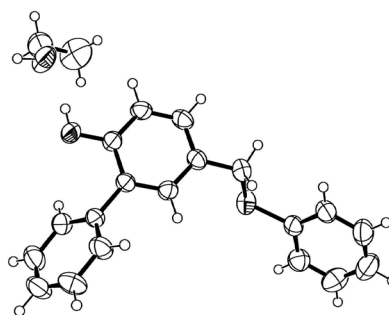
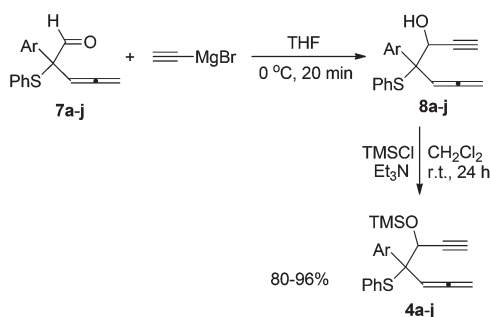
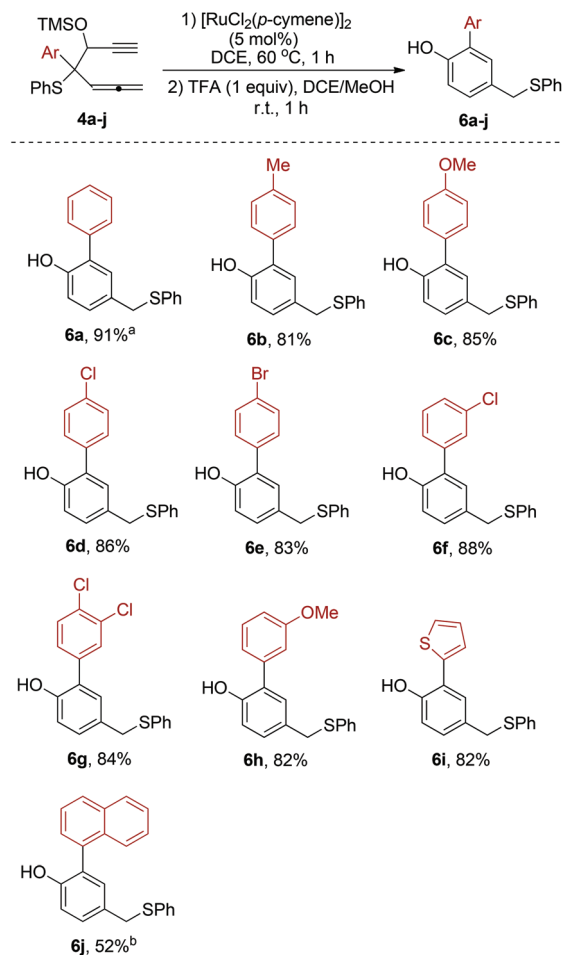
Scheme 3  $[\text{RuCl}_2(p\text{-cymene})]_2$ -catalyzed reaction of 4a.

Fig. 1 ORTEP representation of 6a·EtOH.

gave only 1,2-H migration products 5a and 6a in 81% and 17% yield respectively (Scheme 1A). The phenol product 6a was formed by the deprotection of the TMS group of 5a during the isolation process. To simplify the reaction, we decided to deprotect the TMS group of 5a *in situ* upon the completion of Ru(II)-catalyzed transformation of 4a. After screening of some TMS deprotection conditions, we found that adding 1.0 equiv. of TFA to the crude product of the Ru(II)-catalyzed transformation dissolved in MeOH gave phenol 6a in 91% isolated yield (Scheme 3B). The structure of 6a was further confirmed by X-ray analysis (Fig. 1).<sup>9,10</sup>

Next, we proceeded to synthesize a series of  $\beta$ -ethynyl allenic sulfides 4a–j for studying the substrate scope of this novel Ru(II)-catalyzed rearrangement. As outlined in Scheme 4, the nucleophilic addition of ethynylmagnesium to aldehydes

Scheme 4 Preparation of  $\beta$ -ethynyl allenic sulfides 4a–j.

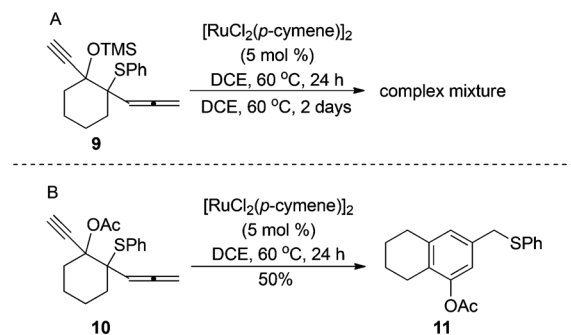


**Scheme 5**  $[\text{RuCl}_2(p\text{-cymene})]_2$ -catalyzed reaction of **4a-j**. <sup>a</sup>Isolated yields. <sup>b</sup>The first step needs 2 h for completion of the reaction.

**7a-j** afforded the corresponding alcohol **8a-j**. Treatment of the alcohols with trimethylsilyl chloride gave the desired  $\beta$ -ethynyl allenic sulfides **4a-j** as diastereomeric mixtures in each case.

With the  $\beta$ -ethynyl allenic sulfide substrates in hand, we proceeded to investigate the reaction of a series of  $\beta$ -ethynyl allenic sulfides **4a-j**, under the conditions described in Scheme 3. The  $\text{Rh}(\text{II})$ -catalyzed reaction and the deprotection of the TMS group of the crude products *in situ* with TFA afforded the corresponding phenol products **6a-j** (Scheme 5). Most of the substrates employed in this study gave the corresponding phenol products in good yields. The only exception is when the Ar is a 1-naphthyl group. In this case, the yield of the corresponding product **6i** is slightly diminished.

Furthermore, we proceeded to extend the substrate scope to allenic sulfides bearing the cyclic moiety. Unfortunately, the  $\text{Ru}(\text{II})$ -catalyzed reaction of **9** under the same reaction conditions was sluggish and gave a complex mixture after heating for 2 days (Scheme 6A). However, the reaction with allenic sulfide **10**, which bears OAc substituent, gave the expected benzene derivative **11** in 50% yield (Scheme 6B). Notably, only the product attributed to 1,2-OAc migration is formed.



**Scheme 6**  $\text{Ru}(\text{II})$ -catalyzed reaction with allenic sulfides **9** and **10**.

## Conclusions

In summary, we have reported a novel  $\text{Ru}(\text{II})$ -catalyzed rearrangement of allenic sulfides bearing the propargyl moiety. The reaction affords 1,2,4-trisubstituted benzene derivatives in good yields.<sup>11</sup> This rearrangement further demonstrates the generality of the  $\text{Ru}$ -carbene generation through the rearrangement of the allenic sulfide system. Further transformations may be expected based on this type of rearrangement and studies along this line are ongoing in our laboratory.

## Experimental section

### General

All reactions were performed under a nitrogen atmosphere in a flame-dried reaction flask. All solvents were distilled prior to use. Toluene and THF were distilled over sodium, and DCE was distilled over NaH. For chromatography, 200–300 mesh silica gel (Yantai, China).  $^1\text{H}$  and  $^{13}\text{C}$  NMR spectra were recorded at 300 MHz (or 200 MHz) and 75 MHz (or 50 MHz) with a Varian Mercury 300 spectrometer. Chemical shifts are reported in ppm using tetramethylsilane as an internal standard. IR spectra were recorded using a Nicolet 5MX-S infrared spectrometer. Mass spectra were obtained on a VG ZAB-MS mass spectrometer. For the preparation of substrates **4a-j** and **10**, see the ESI.<sup>†</sup>

### General procedure for $[\text{RuCl}_2(p\text{-cymene})]_2$ -catalyzed reaction of **4a-j** and the subsequent deprotection of the TMS group

Under a nitrogen atmosphere,  $[\text{RuCl}_2(p\text{-cymene})]_2$  (0.025 mmol) and 1-ethynyl-2-phenylthio-3,4-pentadienyl trimethylsilyl ether **4a-j** (0.5 mmol) were mixed in anhydrous DCE (5 mL) in a 25 mL round-bottomed flask. The reaction was continued at 60 °C (oil-bath) until completion as judged by TLC. The reaction system was cooled down to room temperature, and methanol (5 mL) and TFA (0.5 mmol) were then added to this solution. The reaction was continued at room temperature for about 1 h. Removal of the solvent *in vacuo* gave a crude residue, which was purified by a silica gel column. Elution

with petroleum ether–ethyl acetate (15:1) afforded pure phenol product **6a-j**.

**(2-Phenyl-4-phenylthiomethyl)phenyl acetate (2) and (3-phenyl-5-phenylthiomethyl) phenyl acetate (3) (a 1:1 inseparable mixture)**. IR (film) 3063, 2913, 1764, 1209, 1193, 764, 738, 691  $\text{cm}^{-1}$ ;  $^1\text{H}$  NMR ( $\text{CDCl}_3$ , 300 MHz)  $\delta$  2.04 (s, 3H), 2.27 (s, 3H), 4.11 (s, 2H), 4.12 (s, 2H), 7.03–7.50 (m, 26H);  $^{13}\text{C}$  NMR ( $\text{CDCl}_3$ , 75 MHz)  $\delta$  20.7, 21.0, 38.5, 38.9, 119.1, 120.6, 122.8, 125.0, 126.5, 126.5, 127.0, 127.4, 127.7, 128.2, 128.7, 128.7, 128.7, 128.8, 128.8, 130.1, 130.2, 131.2, 134.7, 135.5, 135.7, 135.9, 137.2, 139.5, 139.8, 142.7, 146.7, 151.0, 169.2. EI-MS ( $m/z$ , relative intensity): 334 ( $\text{M}^+$ , 22), 292 (7), 225 (17), 183 (100), 109 (4), 77 (4), 43 (14). HRMS calcd for  $\text{C}_{21}\text{H}_{18}\text{O}_2\text{S}$  [ $\text{M}^+$ ] 334.1028; found: 334.1032.

**(2-Phenyl-4-phenylthiomethyl)phenyl trimethylsilyl ether (5a)**. IR (film) 3061, 2954, 1479, 1261, 1253, 909, 843, 736, 701  $\text{cm}^{-1}$ ;  $^1\text{H}$  NMR ( $\text{CDCl}_3$ , 300 MHz)  $\delta$  0.04 (s, 9H), 4.12 (s, 2H), 6.84 (d,  $J = 8.1$  Hz, 1H), 7.15–7.50 (m, 12H);  $^{13}\text{C}$  NMR ( $\text{CDCl}_3$ , 75 MHz)  $\delta$  0.016, 38.73, 120.60, 126.38, 126.77, 127.78, 128.79, 129.52, 129.89, 130.20, 130.61, 131.25, 133.05, 136.31, 138.66, 151.39. EI-MS ( $m/z$ , relative intensity): 364 ( $\text{M}^+$ , 6), 349 (3), 255 (100), 73 (55). HRMS calcd for  $\text{C}_{22}\text{H}_{24}\text{OSSi}$  [ $\text{M}^+$ ] 364.1317; found: 364.1304.

**(2-Phenyl-4-phenylthiomethyl)phenol (6a)**. IR (film) 3531, 3055, 1584, 1485, 1272, 1173, 764, 739, 700, 691  $\text{cm}^{-1}$ ;  $^1\text{H}$  NMR ( $\text{CDCl}_3$ , 300 MHz)  $\delta$  4.09 (s, 2H), 5.21 (s, 1H), 6.90 (d,  $J = 8.1$  Hz, 1H), 7.14–7.50 (m, 12H);  $^{13}\text{C}$  NMR ( $\text{CDCl}_3$ , 75 MHz)  $\delta$  38.47, 115.90, 126.30, 127.86, 128.80, 128.95, 129.17, 129.49, 129.93, 130.66, 136.27, 136.72, 151.48. EI-MS ( $m/z$ , relative intensity): 292 ( $\text{M}^+$ , 7), 183 (100), 165 (3), 109 (5), 77 (6). HRMS calcd for  $\text{C}_{19}\text{H}_{16}\text{OS}$  [ $\text{M}^+$ ] 292.0922; found: 292.0921.

**[2-(4-Methylphenyl)-4-phenylthiomethyl]phenol (6b)**. IR (film) 3530, 3440, 3022, 2919, 1584, 1489, 1481, 1269, 1187, 824, 739, 690  $\text{cm}^{-1}$ ;  $^1\text{H}$  NMR ( $\text{CDCl}_3$ , 300 MHz)  $\delta$  2.39 (s, 3H), 5.23 (s, 1H), 6.88 (d,  $J = 8.1$  Hz, 1H), 7.11–7.33 (m, 11H);  $^{13}\text{C}$  NMR ( $\text{CDCl}_3$ , 75 MHz)  $\delta$  21.15, 38.52, 115.79, 126.28, 127.91, 128.80, 129.28, 129.46, 129.91, 129.94, 130.60, 133.70, 136.38, 137.70, 151.58. EI-MS ( $m/z$ , relative intensity): 306 ( $\text{M}^+$ , 6), 197 (100), 181 (6), 109 (5). HRMS calcd for  $\text{C}_{20}\text{H}_{18}\text{OS}$  [ $\text{M}^+$ ] 306.1078; found: 306.1074.

**[2-(4-Methoxyphenyl)-4-phenylthiomethyl]phenol (6c)**. IR (film) 3531, 3409, 2916, 1608, 1515, 1491, 1277, 1246, 1178, 1026, 908, 834, 734, 690  $\text{cm}^{-1}$ ;  $^1\text{H}$  NMR ( $\text{CDCl}_3$ , 300 MHz)  $\delta$  3.80 (s, 3H), 4.06 (s, 2H), 5.33 (s, 1H), 6.84–6.87 (m, 1H), 6.95–6.98 (m, 2H), 7.10–7.33 (m, 9H);  $^{13}\text{C}$  NMR ( $\text{CDCl}_3$ , 75 MHz)  $\delta$  38.46, 55.24, 114.52, 115.76, 126.23, 127.66, 128.74, 128.92, 129.05, 129.41, 129.87, 130.11, 130.64, 136.36, 151.61, 159.18. EI-MS ( $m/z$ , relative intensity): 322 ( $\text{M}^+$ , 8), 213 (100), 197 (5), 181 (8), 169 (5), 109 (6). HRMS calcd for  $\text{C}_{20}\text{H}_{18}\text{O}_2\text{S}$  [ $\text{M}^+$ ] 322.1028; found: 322.1034.

**[2-(4-Chlorophenyl)-4-phenylthiomethyl]phenol (6d)**. IR (film) 3539, 3399, 3056, 1584, 1482, 1089, 1014, 833, 740, 691  $\text{cm}^{-1}$ ;  $^1\text{H}$  NMR ( $\text{CDCl}_3$ , 300 MHz)  $\delta$  4.07 (s, 2H), 5.08 (s, 1H), 6.84 (d,  $J = 8.4$  Hz, 1H), 7.08–7.42 (m, 11H);  $^{13}\text{C}$  NMR ( $\text{CDCl}_3$ , 75 MHz)  $\delta$  38.47, 116.15, 126.42, 126.86, 128.82, 129.13, 129.70, 129.88, 138.08, 130.37, 130.64, 133.76, 135.32, 136.12, 151.39. EI-MS

( $m/z$ , relative intensity): 326 ( $\text{M}^+$ , 8), 217 (100), 181 (17), 152 (11), 109 (8). HRMS calcd for  $\text{C}_{19}\text{H}_{15}\text{OS}^{35}\text{Cl}$  [ $\text{M}^+$ ] 326.0532; found: 326.0540.

**[2-(4-Bromophenyl)-4-phenylthiomethyl]phenol (6e)**. IR (film) 3537, 3415, 2917, 1584, 1481, 1172, 1072, 1009, 830, 739, 690  $\text{cm}^{-1}$ ;  $^1\text{H}$  NMR ( $\text{CDCl}_3$ , 300 MHz)  $\delta$  4.06 (s, 2H), 5.11 (s, 1H), 6.84 (d,  $J = 8.4$  Hz, 1H), 7.08–7.30 (m, 9H), 7.56 (d,  $J = 8.4$  Hz, 2H);  $^{13}\text{C}$  NMR ( $\text{CDCl}_3$ , 75 MHz)  $\delta$  38.47, 116.17, 121.92, 126.41, 126.86, 128.81, 129.72, 129.90, 130.07, 130.58, 130.68, 132.06, 135.81, 136.10, 151.34. EI-MS ( $m/z$ , relative intensity): 370 ( $\text{M}^+$ , 7), 261 (100), 181 (53), 152 (19), 128 (10), 109 (17). HRMS calcd for  $\text{C}_{19}\text{H}_{15}\text{OS}^{79}\text{Br}$  [ $\text{M}^+$ ] 370.0027; found: 370.0029.

**[2-(3-Chlorophenyl)-4-phenylthiomethyl]phenol (6f)**. IR (film) 3541, 3411, 3058, 1594, 1564, 1477, 1174, 783, 739, 691  $\text{cm}^{-1}$ ;  $^1\text{H}$  NMR ( $\text{CDCl}_3$ , 300 MHz)  $\delta$  4.08 (s, 2H), 5.05 (s, 1H), 6.88 (d,  $J = 8.4$  Hz, 1H), 7.08–7.41 (m, 11H);  $^{13}\text{C}$  NMR ( $\text{CDCl}_3$ , 75 MHz)  $\delta$  38.54, 116.22, 126.53, 126.63, 127.07, 127.78, 128.84, 129.22, 129.87, 129.91, 130.11, 130.28, 130.66, 134.81, 136.00, 138.79, 151.41. EI-MS ( $m/z$ , relative intensity): 326 ( $\text{M}^+$ , 8), 217 (100), 181 (16), 152 (12), 109 (9). HRMS calcd for  $\text{C}_{19}\text{H}_{15}\text{OS}^{35}\text{Cl}$  [ $\text{M}^+$ ] 326.0532; found: 326.0529.

**[2-(4-Dichlorophenyl)-4-phenylthiomethyl]phenol (6g)**. IR (film) 3547, 3384, 1584, 1550, 1471, 1133, 1029, 825, 739, 690  $\text{cm}^{-1}$ ;  $^1\text{H}$  NMR ( $\text{CDCl}_3$ , 300 MHz)  $\delta$  4.06 (s, 2H), 4.73 (s, 1H), 6.82 (d,  $J = 8.1$  Hz, 1H), 7.06–7.50 (m, 9H);  $^{13}\text{C}$  NMR ( $\text{CDCl}_3$ , 75 MHz)  $\delta$  38.54, 116.38, 125.75, 126.63, 128.36, 128.88, 130.05, 130.18, 130.39, 130.61, 130.64, 131.02, 131.73, 132.84, 135.87, 137.13, 151.39. EI-MS ( $m/z$ , relative intensity): 360 ( $\text{M}^+$ , 6), 251 (100), 215 (18), 181 (11), 149 (20), 109 (22). HRMS calcd for  $\text{C}_{19}\text{H}_{14}\text{OS}^{35}\text{Cl}_2$  [ $\text{M}^+$ ] 360.0142; found: 360.0142.

**[2-(3-Methoxyphenyl)-4-phenylthiomethyl]phenol (6h)**. IR (film) 3426, 3058, 2940, 2835, 1598, 1583, 1480, 1220, 1163, 1034, 823, 778, 740, 691  $\text{cm}^{-1}$ ;  $^1\text{H}$  NMR ( $\text{CDCl}_3$ , 300 MHz)  $\delta$  3.83 (s, 3H), 4.09 (s, 2H), 5.31 (s, 1H), 6.89–6.99 (m, 4H), 7.14–7.38 (m, 8H);  $^{13}\text{C}$  NMR ( $\text{CDCl}_3$ , 75 MHz)  $\delta$  38.48, 55.27, 113.60, 114.37, 115.90, 121.03, 126.32, 127.73, 128.78, 129.49, 129.57, 129.99, 130.29, 130.46, 136.27, 138.09, 151.51, 160.17. EI-MS ( $m/z$ , relative intensity): 322 ( $\text{M}^+$ , 7), 213 (100), 181 (9), 109 (5). HRMS calcd for  $\text{C}_{20}\text{H}_{18}\text{O}_2\text{S}$  [ $\text{M}^+$ ] 322.1028; found: 322.1034.

**[2-(4-Phenylthiomethyl)-2-thiophenyl]phenol (6i)**. IR (film) 3515, 1583, 1494, 1479, 1439, 840, 739, 691  $\text{cm}^{-1}$ ;  $^1\text{H}$  NMR ( $\text{CDCl}_3$ , 300 MHz)  $\delta$  4.06 (s, 2H), 5.57 (s, 1H), 6.86 (d,  $J = 8.4$  Hz, 1H), 7.10–7.37 (m, 10H);  $^{13}\text{C}$  NMR ( $\text{CDCl}_3$ , 75 MHz)  $\delta$  38.41, 116.20, 120.81, 125.97, 126.21, 126.42, 127.71, 128.82, 129.63, 129.70, 130.03, 130.27, 136.08, 138.41, 151.46. EI-MS ( $m/z$ , relative intensity): 298 ( $\text{M}^+$ , 11), 206 (42), 189 (100), 135 (16), 109 (11), 43 (16). HRMS calcd for  $\text{C}_{17}\text{H}_{14}\text{OS}_2$  [ $\text{M}^+$ ] 298.0486; found: 298.0484.

**[2-(1-Naphthyl)-4-phenylthiomethyl]phenol (6j)**. IR (film) 3533, 3056, 1585, 1492, 1182, 908, 804, 784, 738, 690  $\text{cm}^{-1}$ ;  $^1\text{H}$  NMR ( $\text{CDCl}_3$ , 300 MHz)  $\delta$  4.10 (s, 2H), 4.82 (s, 1H), 6.98 (d,  $J = 8.1$  Hz, 1H), 7.14–7.56 (m, 12H), 7.89–7.92 (m, 2H);  $^{13}\text{C}$  NMR ( $\text{CDCl}_3$ , 75 MHz)  $\delta$  38.55, 115.73, 125.54, 125.66, 126.02, 126.32, 126.38, 126.75, 128.10, 128.41, 128.77, 128.82, 129.31,



129.98, 130.22, 131.62, 131.70, 133.65, 133.87, 136.11, 152.23. EI-MS ( $m/z$ , relative intensity): 342 ( $M^+$ , 8), 233 (100), 215 (14), 203 (18), 189 (13), 179 (30), 165 (14), 152 (25). HRMS calcd for  $C_{23}H_{18}OS$  [ $M^+$ ] 342.1076; found: 342.1074.

**(3-Phenylthiomethyl-5,6,7,8-tetrahydro)-1-naphthyl acetate (11).** IR (film) 2932, 1763, 1205, 1039, 738, 691  $cm^{-1}$ ;  $^1H$  NMR ( $CDCl_3$ , 300 MHz)  $\delta$  1.75 (s, 4H), 2.28 (s, 3H), 2.52 (s, 2H), 2.72 (s, 2H), 4.05 (s, 2H), 6.81 (s, 1H), 6.92 (s, 1H), 7.18–7.33 (m, 5H);  $^{13}C$  NMR ( $CDCl_3$ , 75 MHz)  $\delta$  20.75, 22.32, 22.52, 23.06, 29.31, 38.37, 119.25, 126.19, 127.22, 128.34, 128.80, 129.49, 135.17, 136.46, 139.22, 148.97, 169.26. EI-MS ( $m/z$ , relative intensity): 312 ( $M^+$ , 20), 270 (2), 203 (42), 161 (100), 147 (20), 91 (23), 43 (47). HRMS calcd for  $C_{19}H_{20}O_2S$  [ $M^+$ ] 312.1184; found: 312.1172.

## Notes and references

- For recent monographs, see: (a) *Modern Allene Chemistry*, ed. N. Krause and A. S. K. Hashmi, Wiley-VCH, Weinheim, Germany, 2004, vol. 1–2; (b) S. Ma, *Palladium-Catalyzed Two- or Three-Component Cyclization of Functionalized Allenes in Palladium in Organic Synthesis*, ed. J. Tsuji, Springer, Berlin, Germany, 2005, p. 183; (c) *Science of Synthesis*, ed. N. Krause, Thieme, Stuttgart, Germany, 2007, vol. 44.
- For reviews on allenes, see: (a) R. Zimmer, C. Dinesh, E. Nandanan and F. A. Khan, *Chem. Rev.*, 2000, **100**, 3067; (b) A. S. K. Hashmi, *Angew. Chem., Int. Ed.*, 2000, **39**, 3590; (c) J. A. Marshall, *Chem. Rev.*, 2000, **100**, 3163; (d) X. Lu, C. Zhang and Z. Xu, *Acc. Chem. Res.*, 2001, **34**, 535; (e) R. Bates and V. Satcharoen, *Chem. Soc. Rev.*, 2002, **31**, 12; (f) S. Ma, *Acc. Chem. Res.*, 2003, **36**, 701; (g) L. Sydnes, *Chem. Rev.*, 2003, **103**, 1133; (h) M. Tius, *Acc. Chem. Res.*, 2003, **36**, 284; (i) L. L. Wei, H. Xiong and R. P. Hsung, *Acc. Chem. Res.*, 2003, **36**, 773; (j) L. Brandsma and N. A. Nedolya, *Synthesis*, 2004, 735; (k) S. Ma, *Chem. Rev.*, 2005, **105**, 2829; (l) S. Ma, *Aldrichimica Acta*, 2007, **40**, 91; (m) M. Brasholz, H.-U. Reissig and R. Zimmer, *Acc. Chem. Res.*, 2009, **42**, 45; (n) S. Ma, *Acc. Chem. Res.*, 2009, **42**, 1679; (o) C. Aubert, L. Fensterbank, P. Garcia, M. Malacria and A. Simonneau, *Chem. Rev.*, 2011, **111**, 1954; (p) S. Yu and S. Ma, *Angew. Chem., Int. Ed.*, 2012, **51**, 3074.
- (a) A. S. K. Hashmi, *Angew. Chem., Int. Ed. Engl.*, 1995, **34**, 1581; (b) A. S. K. Hashmi, T. L. Ruppert, T. Knöfel and J. W. Bats, *J. Org. Chem.*, 1997, **62**, 7295; (c) A. W. Sromek, M. Rubina and V. Gevorgyan, *J. Am. Chem. Soc.*, 2005, **127**, 10500; (d) A. S. Dudnik and V. Gevorgyan, *Angew. Chem., Int. Ed.*, 2007, **46**, 5195; (e) N. Nishina and Y. Yamamoto, *Angew. Chem., Int. Ed.*, 2006, **45**, 3314; (f) X. Huang and L. Zhang, *J. Am. Chem. Soc.*, 2007, **129**, 6398.
- L. Peng, X. Zhang, M. Ma and J. Wang, *Angew. Chem., Int. Ed.*, 2007, **46**, 1905.
- L. Peng, X. Zhang, J. Ma and J. Wang, *J. Organomet. Chem.*, 2011, **696**, 118.
- J. Ma, L. Peng, X. Zhang, Z. Zhang, M. Campbell and J. Wang, *Chem.-Asian J.*, 2010, **5**, 2214.
- For a related example, see: M. Kim, R. L. Miller and D. Lee, *J. Am. Chem. Soc.*, 2005, **127**, 12818.
- (a) A. Padwa, K. E. Krumpe and J. M. Kassir, *J. Org. Chem.*, 1992, **57**, 4940; (b) A. Padwa and F. R. Kinder, *J. Org. Chem.*, 1993, **58**, 21; (c) A. Padwa and M. D. Weingarten, *J. Org. Chem.*, 2000, **65**, 3722; (d) A. Padwa and C. S. Straub, *Org. Lett.*, 2000, **2**, 2093; (e) A. Padwa, *J. Organomet. Chem.*, 2001, **617–618**, 3.
- CCDC 969849 contains the supplementary crystallographic data for this paper.
- L. Peng, X. Zhang, J. Ma, Z. Zhong and J. Wang, *Org. Lett.*, 2007, **9**, 1445.
- For a recent example of transition-metal-catalyzed arene synthesis, see: L. Xu, R. Yu, Y. Wang, J. Chen and Z. Yang, *J. Org. Chem.*, 2013, **78**, 5744.