

Cite this: *Chem. Sci.*, 2026, 17, 5953

All publication charges for this article have been paid for by the Royal Society of Chemistry

Received 1st October 2025
Accepted 21st January 2026

DOI: 10.1039/d5sc07624b

rsc.li/chemical-science

Oligomerisation and stereoselective polymerisation of alkenes and alkynes using pyridyl-based Al(III) catalysts

Dipanjana Choudhury,[†] Richard Danylyuk,[†] Alexandros Terzopoulos,[†] Natalie S. Potter,[†] Oren A. Scherman,^{*} Jonathan M. Goodman^{*} and Dominic S. Wright^{*}

Dealkylation of the dimers $[R_2Al(2-py')]_2$ ($2-py'$ = 6-substituted pyridyl, R = Me, ^tBu) with $[Ph_3C][B(C_6F_5)_4]$ gives the putative cations $[RAl(2-py')_2(\mu-R)AlR]^+$ which can polymerise a range of alkenes with a high degree of stereoregularity (syndiotacticity in the case of polystyrene) and which cyclotrimerise terminal alkynes to trisubstituted benzenes and a fulvene. This is the first report of stereoselective Al(III) polymerisation and of the cyclotrimerisation of alkynes by static catalysis using a main group metal.

Introduction

Sustainability is a central theme of concurrent chemistry, from alternative means of power generation and storage to chemical synthesis. In the area of catalysis, specifically, there is a major drive to move away from traditional, precious transition metal catalysts^{1,2} to more sustainable first-row transition metal and main group alternatives.^{3–8} Single-site aluminium catalysts have received significant attention within this context, as aluminium is the most abundant metal in the Earth's crust and offers associated cost advantages for industrial-scale applications over other main-group reagents.^{9–11} While research in this area is dominated by the search for redox catalysis using Al(I) (based on the Al(I)/Al(III) couple),^{12,13} the more mature area of static catalysis based on Al(III) (in which the metal oxidation state does not change) has already been successfully applied in a range of transition metal-mimetic reactions, including hydrogenation, dehydrocoupling, phosphination, hydrosilylation, hydroboration, as well as alkene, alkyne, diene and allylic ylide polymerisations.^{9,10,14–16}

From its earliest beginnings with reactions such as the carbalumination growth reaction (Scheme 1),¹³ the high Lewis acidity of Al(III) has made it especially useful in alkene and alkyne activation. In the absence of accessible d-orbitals for back-donation, alkene bonding to Al(III) primarily involves π -donation to the vacant p-orbital of the metal, reducing the C=C bond strength and activating it to nucleophilic attack by another alkene molecule. A large range of catalytic homo- and co-polymerisations of olefins involving Al(III) has been reported,

and these have been the subject of several reviews.^{10,17} However, there are no examples involving control of the tacticity of the polymer backbone. In the absence of stereo-control, atactic polymers are produced, with a random arrangement of the R-groups, while stereocontrol can produce either isotactic (R-groups with the same orientation along the polymer chain) or syndiotactic (R-groups alternating along the polymer backbone) polymers (Fig. 1). Controlling tacticity is important as it directly affects the thermal and mechanical properties of polymeric materials. Conventionally, Lewis acidic Zr(IV) catalysts have been used to control tacticity of polyolefins, with the local ligand symmetry around the metal (in addition to the primary interaction with the growing polymer) dictating the face of the alkene incorporated (*si* and/or *re*) during chain propagation.^{18,19}

Surprisingly few studies of main group metal systems have involved tacticity control in alkene polymerisation, despite corresponding recent progress on aluminium-mediated *cis/trans*-stereoregular diene and allylic ylide polymerisations by Hadjichristidis *et al.*^{15,16} For polyolefins, based on the conventional ligand design of common Zr(IV) catalysts, Harder *et al.* explored the effects of ligand symmetry and steric bulk on the tacticity of polystyrene using a series of homo- and heteroleptic benzyl/fluorenyl calcium catalysts, in the best case achieving around 95% syndiotactic polystyrene.^{20–23} However, in the absence of significant Lewis acidity of the metal and due to the high polarity of Ca–C bonds, a living anionic polymerisation



Scheme 1 The fundamental steps involved in the carbalumination growth reaction. Further 1,2-insertion of alkenes (giving longer chains) is possible but not shown.

Yusuf Hamied Department of Chemistry, University of Cambridge, Lensfield Rd., Cambridge CB2 1EW, UK. E-mail: oas23@cam.ac.uk; jmg11@cam.ac.uk; dsw1000@cam.ac.uk

[†] Both authors should be considered first author of this paper.





Fig. 1 Polymerisation of α -olefins and their tacticity in polymers.

mechanism operates. Clearly, the greater covalent nature of Al-C bonds together with the high Lewis acidity of Al(III) should provide a much more rigid local ligand environment than s-block metals to support cationic stereoselective alkene insertion.

We recently proposed that C_2 -symmetric $trans$ -[RAL(2-py')₂(μ -R)AlR]⁺ cations (**2**) (2-py' = 6-substituted pyridyl, R = Me, ^tBu), generated by the dealkylation of the dimers $trans$ -[R₂Al(2-py')₂], (**1**) might be useful in stereocontrolled alkene polymerisation, via a co-operative mechanism involving both Al(III) centres (Scheme 2).²⁴ We show here that a high degree of syndiotacticity can indeed be obtained in the polymerisation of styrene using the readily prepared cations **2** (depending mainly on the Al-bonded R-group). These cations are also active in the catalytic cyclotrimerisation of terminal alkynes (phenyl and *t*-butyl acetylene) and can induce a high level of stereoregularity in the polymerisation of 1-hexene. To the best of our knowledge, this is the first report of stereocontrolled polymerisation of alkenes and the cyclotrimerisation of alkynes using an Al(III) catalyst.



Scheme 2 Proposed mechanism of polymerisation of terminal alkenes using the precatalyst **1**. Note: the structure of the catalysts **2** is derived from DFT calculations reported by us earlier.²⁴

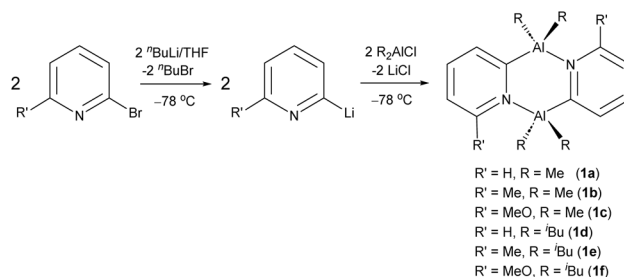
Results and discussion

Generation of catalysts **2**

In our previous report, we showed that Al(III) dimers of the type [R₂Al(2-py')]₂ (2-py' = 6-substituted pyridyl, R = Me, ^tBu) are readily prepared by the one-step reaction of dialkylaluminium chlorides with 2-lithiopyridines (2-Li-py') (Scheme 3).²⁴ It was found that installing Me-groups at the 6-position of the bridging pyridyl rings increases the thermodynamic stability of the desired *trans* isomers (the precatalysts used in the current study) on steric grounds.

Our initial studies explored the demethylation of unsubstituted dimer [Me₂Al(2-py)]₂ (**1a**). NMR-scale reactions of **1** with B(C₆F₅)₃ (BCF) in d₆-benzene indicated incomplete reaction (¹H NMR), with the formation of [(C₆F₅)₃BMe]⁻ and [(C₆F₅)₂BMe] (¹¹B NMR). Although encouraging in that demethylation of **1a** had clearly occurred, the formation of [(C₆F₅)₂BMe] indicates that the [(C₆F₅)₃BMe]⁻ anion is not stable in the presence of the cation. Similar observations had been made earlier by Smith *et al.* on demethylation of (TTP)-AlMe₂ (TTP-H = 2-(*p*-tolylamino)-4-(*p*-tolylimino)-2-pentene) with BCF, with a C₆F₅ group from BCF being transferred to the Al(III) producing (TTP) AlMe(C₆F₅).^{25,26} Consequently, we turned to the use of [Ph₃C][B(C₆F₅)₄] which has previously been employed in the dealkylation of a range of Al(III) β -diketiminate complexes.²⁷ As previously reported by us, ¹H NMR studies of the dealkylation of **1a** and **1c** in d₆-benzene or d₈-toluene clearly showed the formation of Ph₃CMe with no apparent decomposition of the [B(C₆F₅)₄]⁻ anion.²⁴ This finding is also supported by *in situ* ¹¹B and ¹⁹F NMR studies which only show the presence of the [B(C₆F₅)₄]⁻ anion and no B(C₆F₅)₃ decomposition product in any of the Lewis-acid-activated precatalyst solutions. In the case of the ^tBu derivatives, dealkylation results in the formation of Ph₃CH and the evolution of isobutene (for ¹H NMR spectra, see SI Fig. S3 and S4).²⁸ This Lewis acid was therefore used in all of the subsequent polymerisation and cyclotrimerisation studies.

Before moving on to the discussion of studies on alkene and alkyne activation, it is important to note that we have been unable to recrystallise any of the cationic catalysts **2** using a range of conditions (varying solvents, temperatures, and adding strong donors to stabilise the cationic Al(III) centres), with all attempts producing semisolids (even on removal of the reaction solvents under vacuum). As a result, the true nature of



Scheme 3 Synthesis of Al(III) dimers of the type (2-py' = 6-substituted pyridyl), the precatalysts used in polymerisation and cyclotrimerisation in the current study, including the compound numbering scheme.





Fig. 2 ^{13}C NMR (25 °C, d_8 -toluene, 126 MHz) spectrum of atactic polystyrene prepared using a 0.5 mol% precatalyst loading of **1a** and $[\text{Ph}_3\text{C}][\text{B}(\text{C}_6\text{F}_5)_4]$ at room temperature. The resonances are broad and overlapping and have been assigned based on existing literature.^{21,30,31} The signals marked as # can be best attributed to unreacted $[\text{Ph}_3\text{C}][\text{B}(\text{C}_6\text{F}_5)_4]$, remnant toluene or potentially any unreacted styrene. * d_8 -toluene.

these species is not known at this stage. Our previously reported DFT calculations, however, suggest that dealkylation leads to alkyl-bridged arrangements $[\text{RAl}(2\text{-py})_2(\mu\text{-R})\text{AlR}]^+$ in model monomers (as depicted in Scheme 2).²⁴ Importantly, the suggested mechanism of polymerisation involving co-operative transfer between the two bridged Al(III) centres of the cations **2** (see Mechanism of Polymerisation, later) accounts for the high degree of stereoselectivity observed. This is in stark contrast to control experiments using $[\text{Ph}_3\text{C}][\text{B}(\text{C}_6\text{F}_5)_4]$ in the absence of the precatalyst dimers (see SI experimental and Fig. S5) and supports the suggested nature of the active catalysts.

Polymerisation of alkenes

Polystyrene. NMR-scale pilot studies were conducted using 5 and 10 mol% loadings of dimer $[\text{Me}_2\text{Al}(2\text{-py})_2]$ (**1a**) activated by equimolar $[\text{Ph}_3\text{C}][\text{B}(\text{C}_6\text{F}_5)_4]$ in d_8 -toluene under N_2 (giving putative cation **2a**). Exothermic reactions were observed on addition of neat styrene at room temperature and significantly more viscous solutions were formed, indicating the potential presence of polymeric products. ^1H and ^{13}C NMR spectroscopy showed broad resonances that are typical for atactic polystyrene in both cases (together with unreacted **1a**). Control reactions under the same conditions using styrene only or **1a** with no initiator did not result in polymerisation. Owing to the exothermic nature of the initial reaction and to encourage stereocontrol,²⁹ the temperature was reduced to -15 °C using 0.5, 2.5, 5.0 and 10 mol% loadings of precatalyst **1a** and a reaction time of 1 h. Quenching with methanol and removal of the volatiles under vacuum gave viscous semisolids which were shown to be atactic polystyrene by ^1H and ^{13}C NMR spectroscopy (Fig. 2).

Reasoning that the Al-bonded Me-groups of **1a** may not provide sufficient steric influence over the cationic Al(III) reaction site, we turned to the more sterically hindered dimer

$[\text{tBu}_2\text{Al}(6\text{-Me-2-py})_2]$ (**1e**). In **1e**, the steric effects at the Al(III) and pyridyl rings are increased ($[\text{tBu}_2\text{Al}(2\text{-py})_2]$ (**1d**) was not used because it is a semi-solid at room temperature). The reactions at -15 °C for 48 h using 0.5–10 mol% loadings of **1e** and the initiator gave similar stretchable materials after quenching, removal of volatiles and washing with methanol. Very encouragingly, although the polystyrene produced in all of these reactions contain atactic components, they also contain syndiotactic components, as confirmed by ^{13}C NMR (Fig. 3) and IR spectroscopy (Fig. 4). The ratio of atactic to syndiotactic components could not be determined accurately because of the overlapping of the characteristic resonances in the ^1H NMR spectrum. However, analysis of the ^{13}C NMR spectrum allowed a clearer indication of the tacticity.

While the specific ^{13}C NMR assignments for syndiotactic polystyrene have been debated, there is a wealth of literature on tacticity-based assignments.^{31,33–39} Here the initial tacticity-based assignments stated by Ishihara *et al.* were followed.³⁰ For further confirmation, ^{13}C NMR spectroscopy was conducted under the exact conditions outlined by Harder *et al.* (1000 scans at 100 °C in d_2 -tetrachloroethane and d_4 -*o*-dichlorobenzene; Fig. 3b and c, respectively).²¹ The presence of sharp peaks representing the aromatic ipso C (C6) in the δ 143.9–146 ppm range indicate the presence of a majority of *r* diads for up to heptad level assignments.^{21,38} For the methylene C (C8), sharp peaks at δ 44.29 ppm (Fig. 3a), 44.67 ppm (Fig. 3b) and 44.68 ppm (Fig. 3c) represent a polymeric chain with all *r* diads (from tetrad to hexad level).^{21,38} It can therefore be concluded that the use of **1e** introduces a high level of regioregularity to the polymer chain, specifically one with a majority of *r* diads, thereby creating a large syndiotactic component (for further detailed discussion of assignments, see SI). Owing to the significantly lower molecular weight of these polymeric products and the low resolution of the NMR spectrum, assignments at levels higher than a diad were not attempted. Interestingly, for the 2.5 mol% loading of **1e**, the ^{13}C NMR spectrum of the polymeric product indicated an additional isotactic component, which appears further upfield of the syndiotactic and atactic resonances (ESI).⁴⁰

Using $[\text{Me}_2\text{Al}(6\text{-Me-2-py})_2]$ (**1b**), $[\text{Me}_2\text{Al}(6\text{-MeO-2-py})_2]$ (**1c**) and $[\text{tBu}_2\text{Al}(6\text{-MeO-2-py})_2]$ (**1f**) as precatalysts (0 °C, 1 h) gave only atactic polystyrene for **1b** and **1c**, while **1f** gave a mixture of atactic and syndiotactic (sharp ^{13}C NMR peaks denoting syndiotactic linkages). The presence of the syndiotactic component in **1f** was also confirmed by IR spectroscopy (ESI).^{22,32,33} The slightly higher temperature (compared to the aforementioned -15 °C) was used to encourage a faster reaction and potentially higher molecular weight products.

Fig. 4 compares the IR spectra of the polymeric products obtained using **1c** (atactic) and **1e** (syndiotactic). While the two polymers exhibit similar bands in their IR spectra for aliphatic and aromatic C–H and C=C stretching, and C–H bending vibrations, indicating a common polymeric backbone, most significantly, the weak band at 1258 cm^{-1} present in the polymer obtained from **1e** is absent in that obtained from **1c**. Ishihara *et al.* have reported that a peak at around 1220 cm^{-1} (close to that observed here) is diagnostic of syndiotactic



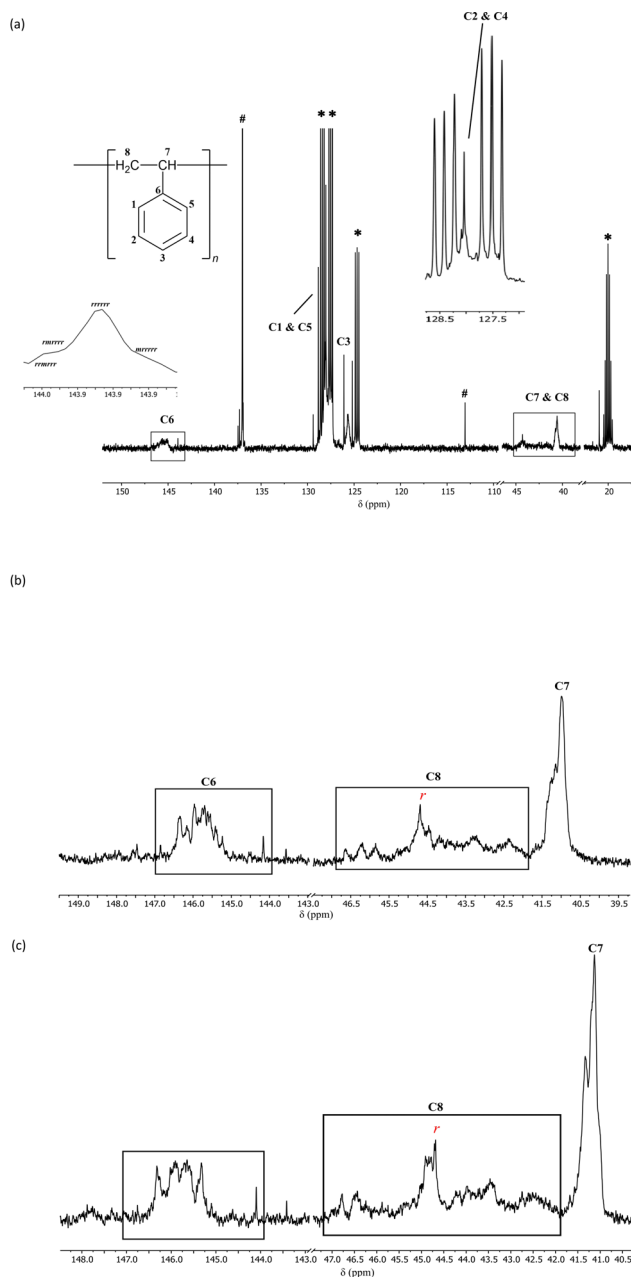


Fig. 3 (a) ^{13}C NMR (25 °C, d_8 -toluene, 126 MHz) spectrum of atactic + syndiotactic polystyrene prepared using 0.5 mol% catalytic loading of precatalyst **1e** and $[\text{Ph}_3\text{C}][\text{B}(\text{C}_6\text{F}_5)_4]$ at -15 °C depicting the signals for the aromatic ipso carbon and the methylene carbon. The broad signals for C6 and C8 represent the atactic component, while the sharper peaks represent the syndiotactic component. The sharp signal labelled with a red *r* marks the signal depicting a 100% probability of having *r* diads.^{21,32} The signals marked as # can be best attributed to unreacted $[\text{Ph}_3\text{C}][\text{B}(\text{C}_6\text{F}_5)_4]$, remnant toluene or potentially any unreacted styrene. * d_8 -toluene. (b) ^{13}C NMR (100 °C, d_2 -tetrachloroethane, 126 MHz, 1000 scans) showing the signals for the ipso carbon C6 and the methylene carbon C8. The sharp signal labelled with a red *r* marks the signal depicting a 100% probability of having *r* diads.^{21,32} (c) ^{13}C NMR (100 °C, d_4 -*o*-dichlorobenzene, 126 MHz, 1000 scans) showing the signals for the ipso carbon C6 and the methylene carbon C8. The sharp signal labelled with a red *r* marks the signal depicting a 100% probability of having *r* diads.^{21,32}

polystyrene.³⁰ The relative sharpness of the band at 538 cm^{-1} for the polystyrene obtained using **1e** compared to that from **1c** (537 cm^{-1}) also confirms syndiotacticity as this peak is associated with the local *trans-trans* conformations. This conclusion is also supported by the observation of a sharper, more intense band at 1079 cm^{-1} for polystyrene obtained from **1e**. The absence of the signature peaks for isotactic polystyrene (at 1364 , 1314 , 1297 , and 1185 cm^{-1}) discounts the presence of an isotactic component in either of the polymers obtained from **1c** and **1e**.⁴¹

Differential scanning calorimetry (DSC) measurements were performed to analyse the thermal behaviour of the polystyrene samples. The DSC traces revealed a glass transition temperature (T_g) of 95.34 °C for the atactic polymeric product obtained from **1b** and 105.12 °C for the syndiotactic product obtained using **1f** (SI Fig. S23 and S24). These values agree with those reported for atactic and syndiotactic polystyrene, respectively, in the literature, complementing the NMR and IR characterisation.^{42,43}

The results of the studies of **1a-c**, **1e** and **1f** indicate that steric effects arising from the Al-bonded R-groups have the most significant result on stereoselectivity (rather than the R'-groups on the pyridyl rings). Turnover numbers (TONs) in the range 82–164 were determined for various precatalysts at different temperatures and loadings, illustrating that these reactions are indeed catalytic. These low values, however, suggest that the catalytic species themselves have a relatively short lifetime.



Fig. 4 (a) IR spectrum of syndiotactic polystyrene prepared using a 0.5 mol% precatalyst loading of $[\text{tBu}_2\text{Al}(6\text{-Me-py})_2]$ (**1e**) and $[\text{Ph}_3\text{C}][\text{B}(\text{C}_6\text{F}_5)_4]$ to generate cation **2e** *in situ* at -15 °C. (b) IR spectra of atactic polystyrene prepared using a 0.5 mol% precatalyst loading of $[\text{Me}_2\text{Al}(6\text{-MeO-py})_2]$ (**1c**) and $[\text{Ph}_3\text{C}][\text{B}(\text{C}_6\text{F}_5)_4]$ to generate cation **2c** *in situ* at 0 °C.



Table 1 shows the results of Gel Permeation Chromatography (GPC) studies of polystyrene formed using the range of precatalysts explored (see SI Fig. S8–S18 for GPC traces).

All the catalysts (**1a–c**, **1e** and **1f**) produce low molecular weight polystyrene ($M_n < 10\,000\text{ g mol}^{-1}$), although it should be noted that the reaction conditions in Table 1 are not optimised. These molecular weights are significantly lower than obtained using either transition metal or calcium-based systems (*ca.* $M_n = 10^5\text{ g mol}^{-1}$).²⁹ Nonetheless, low molecular weight polystyrene has a number of important applications.^{40,44,45} Despite the limited data available so far, some overall conclusions can be made. Perhaps most significantly, it is clear from the data for **1a** and **1e** at $-15\text{ }^\circ\text{C}$ that the characteristics of the polymers produced (*i.e.*, M_n , M_w , and D) depend on the specific catalyst employed, illustrating that they do not involve a common catalytic species. The trend in the data for **1a** and **1e** shows that highest molecular weights are generally achieved at lower catalyst loadings and lower temperatures. This is as expected since a smaller number of polymers are generated initially, in the presence of a large excess of monomers, along with greater control of the polymerisation process at lower temperature.

Scope. Polymerisation studies were extended to 1-hexene and cyclohexene. For this purpose, we used precatalysts $[\text{Me}_2\text{Al}(2\text{-py})]_2$ (**1a**) and $[\text{tBu}_2\text{Al}(6\text{-MeO-2-py})]_2$ (**1f**) to explore the extremes of the steric effects in the catalysts generated using $[\text{Ph}_3\text{C}][\text{B}(\text{C}_6\text{F}_5)_4]$ as the initiator. In both cases, 10 mol% loadings of **1a** and **1f** were used, with toluene as the solvent. For 1-hexene, reactions were undertaken at room temperature for 30 min, while for cyclohexene more forcing conditions ($80\text{ }^\circ\text{C}$ for 24 h) were used. The latter reaction conditions were based on previous studies of the polymerisation of cyclohexene by Farona and Tsonis.⁴⁶ As before, the polymeric products were isolated by quenching with methanol and washing the products with methanol before analysis.

The ^1H NMR spectra of the poly(1-hexene) products obtained using **1a** and **1f** reveal a level of stereoregularity mixed with atactic components (SI), which was supported by ^{13}C NMR spectroscopy.^{47,48} The six expected resonances for the monomer fragment are observed in the ^{13}C NMR spectrum of poly(1-hexene) produced using **1f**, in addition to several other broad



Fig. 5 ^{13}C NMR ($25\text{ }^\circ\text{C}$, d-chloroform, 126 MHz) spectrum of poly(1-hexene) prepared using a 10 mol% catalytic loading of **1f** at room temperature. # vacuum grease.

peaks. The sharpness of the six primary peaks indicates a level of stereoregularity and, based on the values reported in the literature, the peak at $\delta\ 34.46\text{ ppm}$ can be attributed to the *rr* triad, thereby indicating that the polymer is primarily syndiotactic.⁴⁹ As was seen in the above studies of polystyrene, the smaller resonances adjacent to the primary peaks can be attributed to monomer misinsertions (highlighted in Fig. 5). These minor resonances suggest the incorporation of some carbon chains with different methylene-backbone and side-chain lengths (unlike the regular C_4 -chains expected for ‘standard’ poly(1-hexene) chain synthesised using the Ziegler–Natta process).

The ^1H NMR spectra of polycyclohexene produced using **1a** and **1f** show the expected three resonances in the $\delta\ 0.9\text{--}2.5\text{ ppm}$ range for the CH_2 units within the cyclohexane rings (some unreacted cyclohexene is also observed). Farona and Tsonis reported thirty resonances in the $\delta\ 13.9\text{--}35.9\text{ ppm}$ range in the ^{13}C NMR spectrum of polycyclohexene, whereas we observe twenty-five clear signals.⁴⁶ Thus, based on the NMR spectra it is clear that homopolymerisation has occurred in both reactions. IR spectroscopy also supports the formation of polycyclohexene using both precatalysts, based on the work of Farona and

Table 1 GPC studies of selected polystyrene products using different dimeric precatalysts, activated using $[\text{Ph}_3\text{C}][\text{B}(\text{C}_6\text{F}_5)_4]^a$

| Precatalysts 1 | Loading (mol%) | Temp. ($^\circ\text{C}$) | Time (h) | M_n (g mol^{-1}) | M_w (g mol^{-1}) | D |
|-----------------------|----------------|----------------------------|----------|-------------------------------|-------------------------------|-----|
| 1a | 0.5 | RT | 1 | 2191 | 6514 | 2.9 |
| | 2.5 | RT | 1 | 1689 | 3595 | 2.1 |
| | 0.5 | -15 | 1 | 5103 | 8687 | 1.7 |
| | 2.5 | -15 | 1 | 5142 | 6030 | 1.2 |
| 1b | 0.5 | 0 | 1 | 2118 | 10 740 | 5.0 |
| 1c | 0.5 | 0 | 1 | 3515 | 13 602 | 3.9 |
| 1e | 0.5 | -15 | 48 | 5123 | 10 376 | 2.0 |
| | 2.5 | -15 | 48 | 1411 | 2959 | 2.1 |
| | 5.0 | -15 | 48 | 2045 | 5307 | 2.6 |
| | 10.0 | -15 | 1 | 2613 | 3195 | 1.2 |
| 1f | 0.5 | 0 | 1 | 1961 | 5929 | 3.0 |

^a M_n = number average molecular weight, M_w = weight average molecular weight, D = dispersity determined by GPC (DMF, 0.1% LiBr, $40\text{ }^\circ\text{C}$) relative to polystyrene standards.



Table 2 GPC and DSC studies of poly(1-hexene) and polycyclohexene products using precatalysts **1a** and **1f**, activated by $[\text{Ph}_3\text{C}][\text{B}(\text{C}_6\text{F}_5)_4]^a$

| Monomer | 1a | | | | 1f | | | |
|-------------|------------------------------|------------------------------|---------------|------------------|------------------------------|------------------------------|---------------|-------------------------|
| | M_n (g mol ⁻¹) | M_w (g mol ⁻¹) | \mathcal{D} | T_g (°C) | M_n (g mol ⁻¹) | M_w (g mol ⁻¹) | \mathcal{D} | T_g (°C) |
| 1-Hexene | 4641 | 4899 | 1.1 | -57.28 (ref. 51) | 4518 | 4761 | 1.1 | -56.24 (ref. 50 and 51) |
| Cyclohexene | 4883 | 5078 | 1.0 | -50.62 | 5100 | 5380 | 1.0 | -49.28 |

^a M_n = number average molecular weight, M_w = weight average molecular weight, \mathcal{D} = dispersity determined by GPC (DMF, 0.1% LiBr, 40 °C) relative to polystyrene standards. T_g = glass transition temperature obtained using DSC.

Tsonis; specifically, the observation of two characteristic bands at 906 and 890 cm⁻¹ (lit. 890 and 850 cm⁻¹; see SI Fig. S7 for the IR spectrum).²² A similar conclusion to this previous report can be made here, that the polycyclohexene products are either made up of repeating 1,2-cyclohexane units or a combination of 1,2-, 1,3-, and/or 1,4-repeating units.⁴⁶

GPC data (Table 2, SI Fig. S19–S22) show that similar, low molecular weight poly(1-hexene) and polycyclohexene are produced using **1a** and **1f**, which are highly monodisperse. Despite the low molecular weight of polycyclohexene obtained, this is on the higher side of what is previously reported in the literature. The results of DSC thermoanalytical measurements for the two polymers are included in Table 2 and the traces shown in the SI (Fig. S25–S28); although inconclusive with regards to observing side-chain crystallisation, the glass transition temperature obtained for poly(1-hexene), for which previous DSC data have been reported, matches the literature values.^{50,51}

Cyclotrimerisation of alkynes

The cyclotrimerisation of alkynes has long been the domain of transition metal catalysts^{52–56} and there has been surprising little work reported using non-d-block catalysts. The first examples of catalytic alkyne trimerisation of this type were seen for terminal ethynyl ketones (RCOC≡CH) which trimerise to 1,3,5-benzenes in the presence of dimethylamine *via* enamine intermediates.⁵⁷ In contrast, cyclotrimerisation reactions involving hexachlorodisilane (Cl₆Si₂) occur by a stepwise

(silicon-centred) radical pathway, producing 1,3,5-benzenes.⁵⁸ The most closely related system to transition metals involves the digermene precatalyst Tbb–Ge≡Ge–Tbb (Tbb = 2,6-((Me₃Si)₂CH)₂-C₆H₃) which cyclotrimerises terminal alkynes regioselectively to the 1,2,4-isomer and occurs by redox catalysis involving the Ge(II)/Ge(IV) couple.⁵⁹

In our studies of the cyclotrimerisation of terminal alkynes, we again selected precatalysts **1a** and **1f** and focused initially on phenylacetylene. Cyclotrimerisation to mixtures of (minor) 1,3,5- and (major) 1,2,4-triphenylbenzene⁶⁰ occurred readily using a range of precatalyst loadings (0.5–10 mol%), reaction times (1–24 h) and temperatures (from room temperature to 60 °C) in THF (Scheme 4a). Although the ¹H NMR spectra (Fig. 6)



Scheme 4 Products of the reactions of (a) phenylacetylene, and (b) t-butylacetylene with **1a** or **1f**/ $[\text{Ph}_3\text{C}][\text{B}(\text{C}_6\text{F}_5)_4]$.



Fig. 6 The spectra in (a) and (b) are duplicated here, to allow presentation of the assignments for both isomers more clearly. (a) ¹H NMR (25 °C, d-chloroform, 700 MHz) spectrum of a mixture of 1,2,4- and 1,3,5-triphenylbenzene prepared using a 0.5 mol% precatalyst loading of **1f** and $[\text{Ph}_3\text{C}][\text{B}(\text{C}_6\text{F}_5)_4]$ (cation **2f**) at room temperature, with the resonances for the 1,2,4-isomer highlighted. (b) The same spectrum with the resonances for 1,3,5-triphenylbenzene highlighted. * d-chloroform.





Fig. 7 Molecular electrostatic potentials for one of the neutral precatalysts (**1b**, right) and a catalytically active cationic complex (**2a**, $[\text{MeAl}(2\text{-py})_2(\mu\text{-Me})\text{AlMe}]^+$ as per our calculations, left) mapped onto the 0.001 a.u. isodensity envelope; the ESP scale is in kcal mol^{-1} .

show some distinct sets of resonances which are consistent with the presence of a combination of trimers in the above samples, these overlap extensively making it difficult to determine the relative amount of the major component. The relative intensities of the peaks, however, confirm that 1,2,4-triphenylbenzene is the major product in our case. Sub-stoichiometric TONs were calculated in the range 10–22 for these reactions.

Further studies show that *t*-butyl acetylene is also cyclotrimerised, this time into 1,3,6-tri-*t*-butylfulvene at 30 °C for 24 h (Scheme 4b).^{61–64} The exclusive formation of the latter was shown by IR spectroscopy, which matches the literature spectrum (ESI Fig. S6).⁶⁴ The presence of 1,3,5-tri-*t*-butyl benzene was discounted on the basis of IR spectroscopy data since it is not consistent with this trimer.⁶³

Theoretical studies of reaction mechanisms

Lewis acidity. The Lewis acid strength of the cation $[\text{MeAl}(2\text{-py})_2(\mu\text{-Me})\text{AlMe}]^+$ [derived from demethylation of $[\text{Me}_2\text{Al}(2\text{-py})_2]$ (**1a**)] was initially determined by calculating its fluoride ion affinity (FIA).⁶⁵ Carried out at the $\omega\text{B97XD}/6\text{-311++G(d,p)}$ level,^{66–71} the calculated enthalpy change for the reaction with CF_3O^- (SI), subsequently corrected using the known experimental value,⁶⁵ gave a value of 711 kJ mol^{-1} . Compared to 485 kJ mol^{-1} for AlCl_3 and 637 kJ mol^{-1} for Ph_3C^+ , this suggests that the capacity of the bridged cation to polymerise alkenes and trimerise phenylacetylene can be attributed to its exceptional Lewis acidity.

The local distribution of Lewis acidity and basicity in the cation *versus* the neutral precatalyst can be illustrated visually through molecular electrostatic potential (ESP) surface maps (shown for two representative species, precatalyst **1b** and cation **2a** in Fig. 7).⁷² The ESP for the two species was calculated at the $\omega\text{B97X-D3}/\text{def2-TZVP}$ level of theory,^{73–76} and the value of this

rigorously defined physical measure can indicate what an incoming reactant ‘sees’ at the early stages of a covalent interaction.⁷² Notably, the minimum (negative) value is observed on the Lewis basic terminal methyl groups of the neutral precatalyst, consistent with their facile demethylation using Ph_3C^+ (Fig. 7, left). Conversely, the maximum (highly positive) value is found at the σ -hole site of Al(III) in the bridged cation, demonstrating the extraordinary Lewis acidity at that location.

Complementary to the ESP surface analysis, local nucleophilicity and electrophilicity can be probed using theory-derived measures such as the average local ionisation energy (ALIE) and the local electron attachment energy (LEAE), respectively.^{77–79} Their mappings on the surfaces of the two representative molecules (at the same level of theory as the ESP) lead to similar conclusions and highlight, in particular, the reactivity of the Al(III) σ -hole in the bridged cation (SI Fig. S29 and S30).^{80–82} The reactive nature of the activated alkyl-bridged cations, as illustrated by the FIA calculations and quantitative molecular surface analysis, presumably adds to the practical difficulty of isolating these species for crystallographic characterisation.

Mechanism of Polymerisation. DFT calculations were conducted at the $\omega\text{B97XD}/6\text{-311++G(d,p)}/\text{B3LYP-D3}/6\text{-31G(d)}$ level⁶⁵ of theory to assess whether the initial mechanism of polymerisation we had proposed (see Scheme 2) is viable, using styrene as the monomer. Due to the large conformational space associated with torsional freedom in *t*Bu groups, they were replaced by methyl groups to reduce the computational cost. Further, the substituents on the pyridine ring were replaced by an H-atom for initial studies into the mechanistic pathway since they were deemed to be unlikely to participate significantly. Initial calculations following a concerted carboalumination reaction showed that the barrier to this mechanism was too high (*ca.* 150 kJ mol^{-1}). A transannular carboalumination also had an excessively high energy transition state ($\Delta G^\ddagger = 150.2 \text{ kJ mol}^{-1}$) (Fig. 8).

Polymer chain growth by dimer transfer was therefore considered as an alternative mechanism (Fig. 9a). Following activation of one monomeric unit by the catalyst, the π ($\text{C}=\text{C}$) bond of another styrene monomer attacks the Al-bonded alkene. The resulting benzylic carbocation **1-INT2** is now part of a 4-carbon tether that can access the axial methyl group on the second Al atom. This participates in a $\text{S}_{\text{E}}2$ reaction that migrates the methyl group onto the tether and creates a new highly Lewis acidic site that can activate another styrene

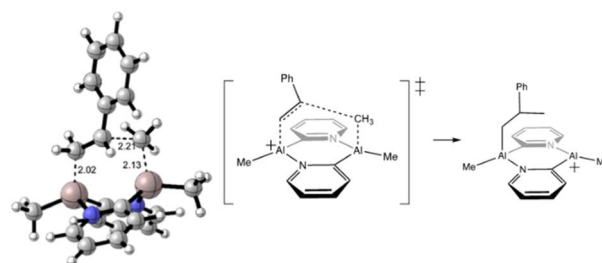


Fig. 8 Initially calculated transition state ($\Delta G^\ddagger = 150.2 \text{ kJ mol}^{-1}$) representing the “switching” of the monomer between the Al atoms.





Fig. 9 (a) Viable mechanism involving dimer transfer, and (b) energy profile of the dimer transfer-based polymerisation mechanism (Gibbs free energies in kJ mol^{-1}). The TS for the $\text{S}_{\text{E}2}$ (back) reaction is highlighted in the box.

molecule. The cycle continues by further dimerisation of styrene at the Al centre, generating another tethered benzylic carbocation that participates in an $\text{S}_{\text{E}2}$ reaction to elongate the growing chain by two monomeric styrene units.

The electronic energy profile of the reaction (and the enthalpy profile) of the suggested mechanism has sufficiently low barriers to be feasible at room temperature (SI). However, significant loss in translational entropy during the polymerisation raises the free energy of intermediates, with each styrene association having an entropic cost of around $167 \text{ J K}^{-1} \text{ mol}^{-1}$ (50 kJ mol^{-1} of free energy at room temperature). A free-energy adjusted profile (Fig. 9b) has the largest barrier at 121 kJ mol^{-1} above the resting state catalyst. Despite this, styrene will be present in large excess, it is therefore possible that this pathway may still be operative given the enthalpic favourability.

We next explored the origin of the experimentally observed stereocontrol. The first stereocentre to be formed during the polymerisation of styrene occurs during the addition of the

second styrene monomer. The relative stereochemistry between the two phenyl groups is then dictated by the geometry of the $\text{S}_{\text{E}2}$ step. The energies of the diastereomeric transition states (**1-TS3** and **1-TS3'**) differ by 1.5 kJ mol^{-1} (Fig. 10) and the experimentally observed *anti* stereochemistry is favoured.



Fig. 10 Stereochemistry of the polymer backbone as dictated by the addition of a second styrene monomer. The resulting *anti* arrangement in the polymer chain is highlighted. Energies are relative electronic energies in kJ mol^{-1} .





Fig. 11 The four isomeric model transition states studied. Values given are relative Gibbs free energies in kJ mol^{-1} . Absolute stereochemistry is labelled according to the relation between Me on catalyst and Ph on chain (purple) in the conformation when H projects into other chain.

A model system was constructed to study the stereochemical outcome of the $S_{\text{E}}2$ step, this time featuring the Me substituent in the 2-position of the pyridine. The (styrene, styrene) chain was replaced with an (ethene, styrene) chain to maintain the benzylic carbocation at the reacting centre. The other chain was constructed with a Me group capping the styrene unit in place of another styrene monomer. Calculations showed only conformers with the H atom projecting towards chain are sufficiently low energy (SI). This left four isomeric transition states to be considered (outlined in Fig. 11). For either absolute stereochemistry, the *anti* TS is favoured over the *syn*.

At 298 K, the energy of the *syn* structure **1-TS3b** is 5.2 kJ mol^{-1} higher than that of the most stable *anti* arrangement **1-TS3a**, which corresponds to a 9:1 preference for the *anti*-stereochemistry; this means that the *anti* relationship of the Ph groups will be favoured in the polymer chain, promoting the formation of the syndiotactic polymer as observed experimentally. The extent of the stereoselectivity is predicted to be higher in the isomeric **1-TS3a'**.

The steric properties of the system can be examined further using topographic steric maps, which are commonly used to

rationalise the behaviour of catalytic pockets.^{83,84} Two neutral systems (pre-catalysts **1c** and **1d**), representative of the start of the propagation step, were selected for their differing R and R' groups (Fig. 12a). The examination of the steric profile on each aluminium (excluding the growing chain) reveals the local effect of the 2-pyridyl substituents (Fig. 12a, left), while the overall hindrance from the ring system is not highly variable—in line with our considerations above for the $S_{\text{E}}2$ step. In contrast, the bridged cationic species (as exemplified by cation **2a**, Fig. 12b), experiences a much more pronounced steric pressure from the ring system. Such an effect, especially along the direction of the approaching alkene, can have a dramatic impact in the energetics of the initiation step; previous studies have investigated the relation between the percentage of buried volume (V_{bur}) and Lewis acidity.⁸⁵

Mechanism of cyclotrimerisation. The cyclotrimerisation of phenylacetylene into triphenyl-benzene was subsequently investigated (Fig. 13a). The rigidity of the sp^2 carbon-containing tether would preclude the $S_{\text{E}}2$ reaction suggested for styrene polymerisation, so the action of the complex as a Lewis acid on one Al site was considered, starting with the addition of the phenylacetylene to the rest state of the catalyst. This addition was found to be electronically barrierless.

Addition of a second alkyne gives diene **2-INT3** which then undergoes another barrierless addition (SI) to form **2-INT4**. Cyclisation *via* a five-membered ring forms a benzylic carbene **2-INT5**. Addition of the carbene to the π bond results in cyclopropane **2-INT6** which undergoes a ring-opening to give the final 1,2,4-substituted aromatic product (Fig. 13). An alternative carbene addition to the Al-bonded C atom, on the pathway to the 1,3,5-product, resulted in a higher energy TS ($\Delta E = 4 \text{ kJ mol}^{-1}$; SI), consistent with the experimental results. The carbene intermediate may also undergo a 1,2 H shift to form the fulvene product. It is likely that steric crowding makes this process dominant over the carbene addition when *t*-butylacetylene is the substrate used (SI).

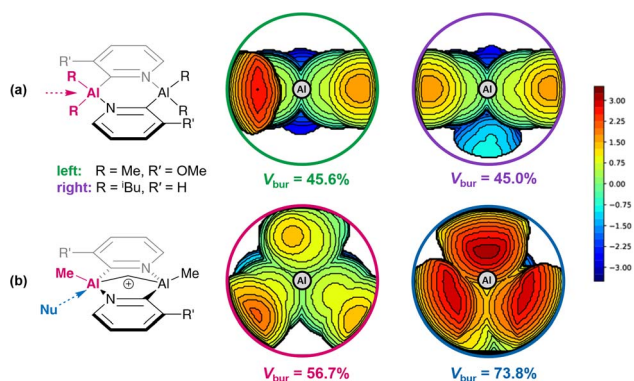


Fig. 12 Topographic steric maps showing the steric pressure exerted on each aluminium centre: (a) by the ring system in the neutral pre-catalysts **1c** and **1d** (left and right, respectively; viewed on the plane of the ring from the direction of the alkyl groups); (b) by the ring system in the active cationic catalyst **2a** (viewed from the direction of the terminal methyl) (left) or by the entire ligand scaffold (including terminal alkyls, viewed from the direction of the incoming substrate) (right). The scale of the isocontours of altitude from the Al centre range between $\pm 3.5 \text{ \AA}$.

Conclusions

In this study we have shown that dimers $[\text{R}_2\text{Al}(2\text{-py})]_2$ (**1**) are pre-catalysts for the polymerisation of alkenes and for the cyclotrimerisation of alkynes. Although only low molecular weight polymers are produced from alkenes, syndioselectivity is





Fig. 13 Proposed reaction mechanism and energy profile diagram of the calculated trimerisation reaction pathway (Gibbs free energies in kJ mol^{-1}).

observed especially where sterically bulky Al-bonded groups are present. To the best of our knowledge this is the first alkene polymerisation catalyst based on Al(III) where stereoselectivity has been observed. In addition, the observed trimerisation of alkynes is not only a rare example involving non-transition element catalysis of this type but is also the first example involving aluminium (or any fully metallic main group element). DFT calculations trace this reactivity to the high Lewis acidity of the catalytically active cations, which is greater than that of Ph_3C^+ . Theoretical studies also indicate that a co-operative polymerisation mechanism involving dimer transfer is viable, in which both Al(III) centres of the proposed catalytic intermediates are involved. This mechanism can also explain the syndioselectivity of the resulting polymers. A related mechanism also explains the cyclotrimerisation of alkynes.

Above all, this work shows the potential promise of static catalysis based on Al(III) in a broad range of organic transformations. On this basis, we are expanding our studies to explore other transition metal-mimetic systems based on aluminium.

Author contributions

DC did all of the synthetic work, collated experimental data, and supplied samples for GPC analysis. RD performed DFT calculations pertaining to the mechanism. AT performed NMR measurements and the calculations for the qualitative molecular surface analyses and steric maps. NSP did the GPC measurements. OAS, JMG and DSW supervised the project. DSW and JMG devised the idea. All authors contributed to the

writing of the initial manuscript, which was revised by DC, AT and DSW. All authors read and approved the final version.

Conflicts of interest

There are no conflicts to declare.

Data availability

Data is available in the supplementary information (SI) that accompanies this paper. DFT output files are available at <https://doi.org/10.17863/CAM.121268>. The supplementary information includes the synthetic procedures, IR and NMR spectra, GPC and DSC data, and full details of DFT calculations; see DOI: <https://doi.org/10.1039/d5sc07624b>.

Acknowledgements

DC would like to acknowledge the FfWG Foundation Grant for their support with living expenses. AT would like to thank the Cambridge Commonwealth, European and International Trust for a Cambridge International Scholarship. NSP would like to thank Churchill College and the Cambridge Trust for the Gulbenkian Yuval Cambridge International Scholarship. RD would like to acknowledge funding from an EPSRC DTP studentship (ref. EP/W524633/1) and a University of Cambridge Vice-Chancellor's Award. This work was performed using resources provided by the Cambridge Service for Data Driven Discovery (CSD3) operated by the University of Cambridge Research



Computing Service (<https://www.csd3.cam.ac.uk>), provided by Dell EMC and Intel using Tier-2 funding from the Engineering and Physical Sciences Research Council (capital grant EP/T022159/1), and DiRAC funding from the Science and Technology Facilities Council (<https://www.dirac.ac.uk>). We would also like to thank Robert Cornell of the Thermal Characterisation Facility at the Department of Materials Science & Metallurgy, University of Cambridge, for help with the DSC measurements and data analysis. Lastly, we thank Dr Yuanyuan Wei for helpful discussions regarding the DSC data.

Notes and references

- J. P. Collman, L. S. Hegedus, J. R. Norton and R. C. Finke, *Principles and applications of organotransition metal chemistry*, University Science Books, California, 1987.
- J. Hartwig, *Organotransition metal chemistry: from bonding to catalysis*, University Science Books, Sausalito, CA, 2010.
- P. P. Power, *Nature*, 2010, **463**, 171–177.
- C. Weetman, *Chem. Eur J.*, 2021, **27**, 1941–1954.
- C. Weetman, in *Encyclopedia of inorganic and bioinorganic chemistry*, Wiley, 2021, pp. 1–27.
- D. Franz and S. Inoue, *Chem. Eur J.*, 2019, **25**, 2898–2926.
- C. Weetman and S. Inoue, *ChemCatChem*, 2018, **10**, 4213–4228.
- B. Qin and U. Schneider, in *Catalysis Series No. 40: Catalysis with Earth-Abundant Elements*, ed. U. Schneider and S. Thomas, RSC, 2021, pp. 261–283.
- C. Ni, X. Ma, Z. Yang and H. W. Roesky, *Eur. J. Inorg. Chem.*, 2022, **2022**, 1–16.
- D. Choudhury and D. S. Wright, *Eur. J. Inorg. Chem.*, 2025, **28**, e202400638.
- M. C. Baier, M. A. Zuideveld and S. Mecking, *Angew. Chem., Int. Ed.*, 2014, **53**, 9722–9744.
- K. Hobson, C. J. Carmalt and C. Bakewell, *Chem. Sci.*, 2020, **11**, 6942–6956.
- M. Pramanik, M. G. Guerzoni, E. Richards and R. L. Melen, *Angew. Chem., Int. Ed.*, 2023, **63**, e202316461.
- I. Göttker-Schnetmann, P. Kenyon and S. Mecking, *Angew. Chem., Int. Ed.*, 2019, **58**, 17777–17781.
- P. Liu, X. Yang, H. Li, S. Zhang, Y. Hu, G. Zhou and N. Hadjichristidis, *Angew. Chem., Int. Ed.*, 2024, **63**, e202317494.
- T. Zhao, M. Liao, Y. Hu, G. Zhou, P. Liu and N. Hadjichristidis, *Macromolecules*, 2024, **57**, 6344–6353.
- E. Fazekas, P. A. Lowy, M. Abdul Rahman, A. Lykkeberg, Y. Zhou, R. Chambenahalli and J. A. Garden, *Chem. Soc. Rev.*, 2022, **51**, 8793–8814.
- K. Ziegler, E. Holzkamp, H. Breil and H. Martin, *Angew. Chem.*, 1955, **67**, 541–547.
- G. Natta, P. Pino, P. Corradini, F. Danusso, E. Mantica, G. Mazzanti and G. Moraglio, *J. Am. Chem. Soc.*, 1955, **77**, 1708–1710.
- S. Harder, F. Feil and A. Weeber, *Organometallics*, 2001, **20**, 1044–1046.
- F. Feil and S. Harder, *Macromolecules*, 2003, **36**, 3446–3448.
- S. Harder and F. Feil, *Organometallics*, 2002, **21**, 2268–2274.
- S. Harder, F. Feil and K. Knoll, *Angew. Chem., Int. Ed.*, 2001, **40**, 4261–4264.
- D. Choudhury, C.-C. Lam, N. Farag, J. Slaughter, A. Bond, J. M. Goodman and D. Wright, *Chem. Eur J.*, 2024, **30**, e202303872.
- C. E. Radzewich, I. A. Guzei and R. F. Jordan, *J. Am. Chem. Soc.*, 1999, **121**, 8673–8674.
- B. Qian, D. L. Ward and M. R. Smith, *Organometallics*, 1998, **17**, 3070–3076.
- T. E. Stennett, J. Pahl, H. S. Zijlstra, F. W. Seidel and S. Harder, *Organometallics*, 2016, **35**, 207–217.
- P. Mehrkhodavandi and R. R. Schrock, *J. Am. Chem. Soc.*, 2001, **123**, 10746–10747.
- D. F.-J. Piesik, K. Häbe and S. Harder, *Eur. J. Inorg. Chem.*, 2007, **2007**, 5652–5661.
- N. Ishihara, T. Seimiya, M. Kuramoto and M. Uoi, *Macromolecules*, 1986, **19**, 2464–2465.
- J. Wm. Wackerly and J. F. Dunne, *J. Chem. Educ.*, 2017, **94**, 1790–1793.
- J. Li, C. Zhao, J. Liu, H. Huang, F. Wang, X. Xu and C. Cui, *Inorg. Chem.*, 2016, **55**, 9105–9111.
- J. Xu, J. Ouyang, Z. Fan, D. Chen, L. Feng and Y. Yang, *Polym. J.*, 1998, **30**, 720–722.
- S. Suparno, J. Lacoste, S. Raynal, J. F. Regnier, F. Schué, R. Sempere and J. Sledz, *Polym. J.*, 1980, **12**, 861–865.
- A. Karam, J. Pastran, E. Casas and B. Mendez, *Polym. Bull.*, 2005, **55**, 11–17.
- R. Bahulekar, R. S. Ghadage, S. Ponrathnam and N. R. Ayyangar, *Eur. Polym. J.*, 1990, **26**, 721–725.
- Y. Inoue and T. Konno, *Polym. J.*, 1976, **8**, 457–465.
- H. N. Cheng and G. H. Lee, *Int. J. Polym. Anal. Charact.*, 1996, **2**, 439–455.
- L. F. Johnson, L. F. Heatley and F. A. Bovey, *Macromolecules*, 1970, **3**, 175–177.
- V. Marcon and N. F. A. van der Vegt, *Soft Matter*, 2014, **10**, 9059–9064.
- H. Tadokoro, Y. Nishiyama, S. Nozakura and S. Murahashi, *Bull. Chem. Soc. Jpn.*, 1961, **34**, 381–391.
- S. N. Goyanes, *J. Appl. Polym. Sci.*, 2000, **75**, 865–873.
- A. Yoshioka and K. Tashiro, *Macromolecules*, 2004, **37**, 467–472.
- H. J. M. A. Mieras and C. F. H. van Rijn, *Nature*, 1969, **224**, 165–166.
- S. Ma, C. Con, M. Yavuz and B. Cui, *Nanoscale Res. Lett.*, 2011, **6**, 446.
- M. F. Farona and C. Tsonis, *J. Chem. Soc. Chem. Commun.*, 1977, 363–364.
- M. C. Murray and M. C. Baird, *Can. J. Chem.*, 2001, **79**, 1012–1018.
- E. Y. Tshuva, I. Goldberg and M. Kol, *J. Am. Chem. Soc.*, 2000, **122**, 10706–10707.
- T. Asanuma, Y. Nishimori, M. Ito, N. Uchikawa and T. Shiomura, *Polym. Bull.*, 1991, **25**, 567–570.
- I. V. Vasilenko and S. V. Kostjuk, *Polym. Bull.*, 2006, **57**, 129–138.
- F. Liu, H. Gao, Z. Hu, H. Hu, F. Zhu and Q. Wu, *J. Polym. Sci., Part A: Polym. Chem.*, 2012, **50**, 3859–3866.



- 52 M. Marigo, D. Millos, N. Marsich and E. Farnetti, *J. Mol. Catal. Chem.*, 2003, **206**, 319–329.
- 53 K. Yang, P. Wang, Z.-Y. Sun, M. Guo, W. Zhao, X. Tang and G. Wang, *Org. Lett.*, 2021, **23**, 3933–3938.
- 54 J. H. Li and Y. X. Xie, *Synth. Commun.*, 2004, **34**, 1737–1743.
- 55 Y. Huang, G. Huang, Y. Liu, J. K. Yu and Y. Tsai, *Angew. Chem.*, 2017, **129**, 15629–15633.
- 56 Y. Xu, Y. Pan, Q. Wu, H. Wang and P. Liu, *J. Org. Chem.*, 2011, **76**, 8472–8476.
- 57 J. Yang and J. G. Verkade, *Organometallics*, 2000, **19**, 893–900.
- 58 Z. Zhu, J. Wang, Z. Zhang, X. Xiang and X. Zhou, *Organometallics*, 2007, **26**, 2499–2500.
- 59 T. Sugahara, J. D. Guo, T. Sasamori, S. Nagase and N. Tokitoh, *Angew. Chem., Int. Ed.*, 2018, **57**, 3499–3503.
- 60 C. Xi, Z. Sun and Y. Liu, *Dalton Trans.*, 2013, **42**, 13327–13330.
- 61 J. Li, H. Jiang and M. Chen, *J. Org. Chem.*, 2001, **66**, 3627–3629.
- 62 E. S. Johnson, G. J. Balaich, P. E. Fanwick and I. P. Rothwell, *J. Am. Chem. Soc.*, 1997, **119**, 11086–11087.
- 63 J. A. Murphy, J. Garnier, S. R. Park, F. Schoenebeck, S. Zhou and A. T. Turner, *Org. Lett.*, 2008, **10**, 1227–1230.
- 64 I. E. Den Besten, L. Kaplan and K. E. Wilzbach, *J. Am. Chem. Soc.*, 1968, **90**, 5868–5872.
- 65 K. O. Christe, D. A. Dixon, D. McLemore, W. W. Wilson, J. A. Sheehy and J. A. Boatz, *J. Fluor. Chem.*, 2000, **101**, 151–153.
- 66 M. J. Frisch, G. W. Trucks, H. B. Schlegel, G. E. Scuseria, M. A. Robb, J. R. Cheeseman, G. Scalmani, V. Barone, G. A. Petersson, H. Nakatsuji, X. Li, M. Caricato, A. V. Marenich, J. Bloino, B. G. Janesko, R. Gomperts, B. Mennucci, H. P. Hratchian, J. V. Ortiz, A. F. Izmaylov, J. L. Sonnenberg, D. Williams-Young, F. Ding, F. Lipparini, F. Egidi, J. Goings, B. Peng, A. Petrone, T. Henderson, D. Ranasinghe, V. G. Zakrzewski, J. Gao, N. Rega, G. Zheng, W. Liang, M. Hada, M. Ehara, K. Toyota, R. Fukuda, J. Hasegawa, M. Ishida, T. Nakajima, Y. Honda, O. Kitao, H. Nakai, T. Vreven, K. Throssell, J. A. Montgomery Jr, J. E. Peralta, F. Ogliaro, M. J. Bearpark, J. J. Heyd, E. N. Brothers, K. N. Kudin, V. N. Staroverov, T. A. Keith, R. Kobayashi, J. Normand, K. Raghavachari, A. P. Rendell, J. C. Burant, S. S. Iyengar, J. Tomasi, M. Cossi, J. M. Millam, M. Klene, C. Adamo, R. Cammi, J. W. Ochterski, R. L. Martin, K. Morokuma, O. Farkas, J. B. Foresman, and D. J. Fox, *Gaussian 16, Revision B.01*, Gaussian, Inc., Wallingford CT, 2016.
- 67 A. D. Becke, *J. Chem. Phys.*, 1993, **98**, 5648–5652.
- 68 A. D. Becke, *Phys. Rev. A:At., Mol., Opt. Phys.*, 1988, **38**, 3098–3100.
- 69 C. Lee, W. Yang and R. G. Parr, *Phys. Rev. B:Condens. Matter Mater. Phys.*, 1988, **37**, 785–789.
- 70 J.-D. Chai and M. Head-Gordon, *Phys. Chem. Chem. Phys.*, 2008, **10**, 6615–6620.
- 71 S. Grimme, S. Ehrlich and L. Goerigk, *J. Comput. Chem.*, 2011, **32**, 1456–1465.
- 72 J. S. Murray and P. Politzer, *Wiley Interdiscip. Rev.: Comput. Mol. Sci.*, 2011, **1**, 153–163.
- 73 Y.-S. Lin, G.-D. Li, S.-P. Mao and J.-D. Chai, *J. Chem. Theory Comput.*, 2013, **9**, 263–272.
- 74 F. Weigend and R. Ahlrichs, *Phys. Chem. Chem. Phys.*, 2005, **7**, 3297–3305.
- 75 S. Grimme, J. Antony, S. Ehrlich and H. Krieg, *J. Chem. Phys.*, 2010, **132**, 154104.
- 76 F. Neese, *Wiley Interdiscip. Rev.: Comput. Mol. Sci.*, 2025, **15**, e70019.
- 77 P. Politzer, J. S. Murray and M. C. Concha, *Int. J. Quantum Chem.*, 2002, **88**, 19–27.
- 78 P. Politzer, J. S. Murray and F. A. Bulat, *J. Mol. Model.*, 2010, **16**, 1731–1742.
- 79 T. Brinck, P. Carlqvist and J. H. Stenlid, *J. Phys. Chem. A*, 2016, **120**, 10023–10032.
- 80 T. Lu and F. Chen, *J. Comput. Chem.*, 2012, **33**, 580–592.
- 81 T. Lu, *J. Chem. Phys.*, 2024, **161**, 082503.
- 82 T. Lu and F. Chen, *J. Mol. Graph. Model.*, 2012, **38**, 314–323.
- 83 L. Falivene, R. Credendino, A. Poater, A. Petta, L. Serra, R. Oliva, V. Scarano and L. Cavallo, *Organometallics*, 2016, **35**, 2286–2293.
- 84 L. Falivene, Z. Cao, A. Petta, L. Serra, A. Poater, R. Oliva, V. Scarano and L. Cavallo, *Nat. Chem.*, 2019, **11**, 872–879.
- 85 L. Zapf, M. Riethmann, S. A. Föhrenbacher, M. Finze and U. Radius, *Chem. Sci.*, 2023, **14**, 2275–2288.

