



Cite this: *Chem. Commun.*, 2024, 60, 12270

Asymmetric electrophilic functionalization of amino-substituted heteroaromatic compounds: a convenient tool for the enantioselective synthesis of nitrogen heterocycles

Gonzalo Blay, * Alicia Monleón, Marc Montesinos-Magraner, Amparo Sanz-Marco  and Carlos Vila *

The catalytic asymmetric electrophilic functionalization of the less reactive N-heteroaromatic compounds has been reported using the approach of the introduction of an exocyclic amino substituent. This strategy has allowed enantioselective Friedel–Crafts alkylation in pyrazoles, isoxazoles and isothiazoles, as well as in aminoindoles, aminobenzofurans and aminobenzothiophenes. Several stereoselective methods have been used for the 1,4-addition or 1,2-addition of these heteroaromatic compounds to different electrophiles employing organocatalysts or chiral metal complexes. The activating exocyclic amino substituent has also been used as a nucleophile in tandem reactions, including formal cycloadditions ([3+2] and [3+3]), for the synthesis of highly functionalized chiral nitrogen heterocycles.

Received 22nd July 2024,
Accepted 24th September 2024

DOI: 10.1039/d4cc03680h

rsc.li/chemcomm

1. Introduction

Nitrogen heteroaromatic compounds are a significant class of organic molecules characterized by the presence of nitrogen atoms within their aromatic ring structures.¹ The presence of nitrogen atoms in the aromatic ring modifies the electron distribution and reactivity of these compounds compared to their all-carbon counterparts, leading to a wide range of applications and functionalities. These kinds of compounds play a pivotal role in various fields, including medicinal and pharmaceutical chemistry,² materials science,³ and agricultural chemistry,⁴ due to their unique chemical and physical properties. Moreover, N-heteroaromatic scaffolds are present in natural products (alkaloids), and play crucial roles in biological processes and exhibit a wide range of bioactivities.⁵

The versatility of N-heteroaromatic compounds extends to their synthetic utility, where they are employed as intermediates in organic synthesis, catalysts or ligands in coordination chemistry. Advances in synthetic methodologies have enabled the precise modification of these compounds, enhancing their applicability and leading to the development of novel materials, ligands or drugs. In this context, the enantioselective synthesis or the functionalization of N-heteroaromatic compounds are extremely important for synthetic organic chemistry.⁶ One of the most straightforward methods for the catalytic asymmetric

functionalization of N-heteroaromatic compounds is enantioselective electrophilic functionalization. The most studied catalytic asymmetric electrophilic reactions of N-heterocycles are the reactions using indoles⁷ and pyrroles⁸ as nucleophiles. This particularity is due to the fact that pyrroles and indoles are electron-rich heteroaromatic compounds and the Friedel–Crafts alkylation and other electrophilic substitutions are favored. However, other important five membered nitrogen heterocycles such as pyrazoles⁹ or isoxazoles¹⁰ are less prone to Friedel–Crafts alkylation because of the electronic properties of these N-heterocycles (Fig. 1). Normally, pyrazoles and isoxazoles are less electron-rich aromatic heterocycles, therefore it is difficult to perform electrophilic substitutions with this kind of nitrogen heterocycle. One way to increase the reactivity of aromatic compounds is the introduction of exocyclic electron-rich groups such as hydroxyl, alkoxy or amino groups. These groups increase the electronic density on the aromatic rings making them more reactive for Friedel–Crafts alkylation or electrophilic substitution. The synthetic versatility conferred by the presence of an exocyclic amino group in N-heterocyclic compounds is remarkable, due to the existence of multiple nucleophilic sites. This feature presents a significant synthetic challenge, particularly in achieving regioselectivity. Moreover, the presence of these nucleophilic groups can also increase the molecular complexity of the synthesized compounds because they can permit domino or tandem reactions due to the higher number of nucleophilic sites in the molecule. In fact, the versatility of amino-exocyclic N-heteroaromatic compounds has made them very interesting scaffolds for the synthetic

Departament de Química Orgànica, Facultat de Química, Universitat de València, Dr Moliner 50, 46100 Burjassot, València, Spain. E-mail: Gonzalo.blay@uv.es, carlos.vila@uv.es



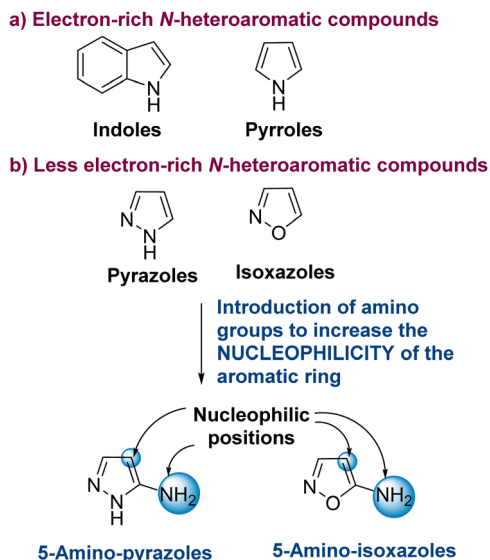


Fig. 1 Nucleophilicity in *N*-heteroaromatic compounds. (a) Examples of electron-rich heteroaromatic compounds. (b) Examples of less electron-rich heteroaromatic compounds.

community and in medicinal chemistry in recent years. Despite the high versatility, catalytic enantioselective functionalization of these *N*-heterocyclic compounds is underdeveloped. Consequently, in this review, we want to collect the efforts of several research groups around the world working on the catalytic enantioselective functionalization of these amino-substituted *N*-heterocyclic compounds. Although there has been an increasing contribution to this topic since 2022, we are confident enough that the interest of the scientific community in these kinds of amino-exocyclic *N*-heterocycles will grow and more elegant approaches will be developed. Along these lines, the existing protocols for the catalytic enantioselective functionalization of 5-aminopyrazoles, 5-aminoisoxazoles and 5-aminoisothiazoles will be presented as well as related methodologies using 3-aminoindoles, 3-aminobenzofurans and 3-aminobenzothiophenes. Thus, the main aim of this review is to provide a starting point for the development of potential synthetic methodologies for the functionalization of these nitrogen heterocycles. Henceforward, we have divided this exposition depending on the nature of the reaction in the asymmetric electrophilic functionalization of each *N*-heteroaromatic compound.

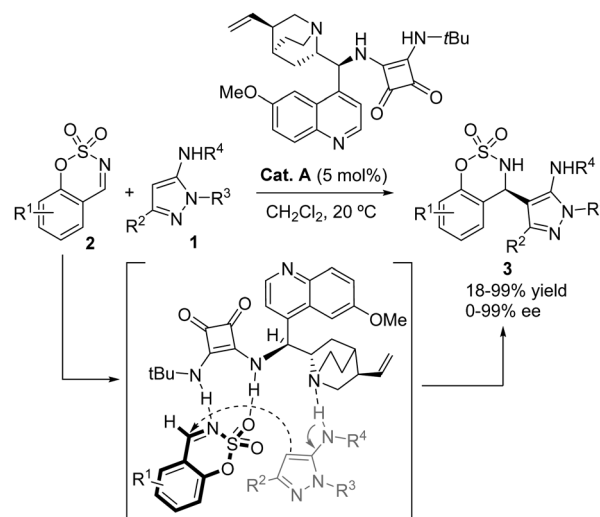
2. Electrophilic functionalization of 5-aminopyrazoles

5-Aminopyrazoles¹¹ have gained the attention of medicinal chemistry researchers because this kind of nitrogen heterocycle is present in several compounds with biological activities such as antibacterial¹² or antifungal¹³ agents. The synthetic versatility of 5-aminopyrazoles is very significant, due to the presence of several nucleophilic positions, making regioselectivity a synthetic challenge. The versatility of 5-aminopyrazoles has made them very interesting frameworks for the synthetic community

and medicinal and pharmaceutical chemistry fields, and several reports have been described showing their electrophilic functionalization.¹⁴ Although the catalytic enantioselective functionalization of 5-aminopyrazoles has been scarcely described, we have divided the examples reported in the literature depending on the addition type.

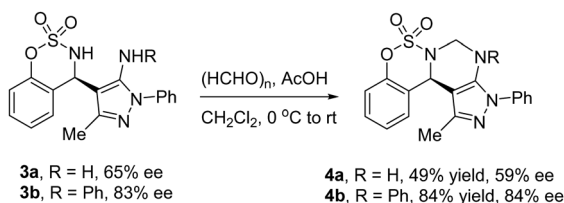
2.1 Enantioselective 1,2-addition of 5-aminopyrazoles

In 2020, our research group reported the first organocatalytic enantioselective aminoalkylation of 1-substituted 5-aminopyrazoles **1** using cyclic imines **2** with a benzoxathiazine 2,2-dioxide structure as electrophiles, which are synthetic precursors of benzosulfamide heterocycles (Scheme 1).¹⁵ Utilizing a *N*-*tert*-butyl squaramide derived from quinine (Cat. A), we successfully obtained a range of chiral sulfamidates **3** bearing an aminopyrazole moiety, achieving good yields and moderate to excellent enantiomeric excesses. The reaction tolerated various substituents at different positions on the phenyl group of the cyclic imine, consistently yielding the desired products, except when a nitro group was present at position 6. Regarding the 5-aminopyrazole partner, both methyl and various phenyl derivatives attached to N1 were well accommodated, with the exception of a 4-methoxyphenyl ring, which resulted in a racemic compound. Alkyl groups at C3 of the aminopyrazole ring performed efficiently in the reaction, although the 3-phenyl derivative produced low yield and enantiomeric excess. Additionally, we explored the impact of substituents on the 5-amino group, finding optimal results with phenyl and 4-methyl groups. Conversely, the 4-methoxyphenylamino derivative showed low enantioselectivity, and the 4-bromophenylamino group led to a low yield. The absolute stereochemistry at the stereogenic center was determined to be (*S*) by X-ray analysis. The proposed mechanistic pathway is depicted in Scheme 1. The chiral squaramide **A** acts as a bifunctional organocatalyst activating both reaction partners in the reaction, making the pre-orientation required to achieve the stereoselectivity of the reaction.



Scheme 1 Organocatalytic addition of 5-aminopyrazoles **1** to cyclic benzoxathiazine 2,2-dioxides **2** catalysed by a chiral squaramide.



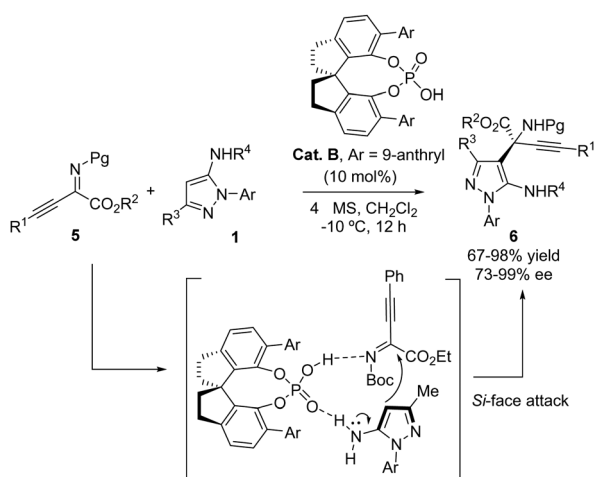
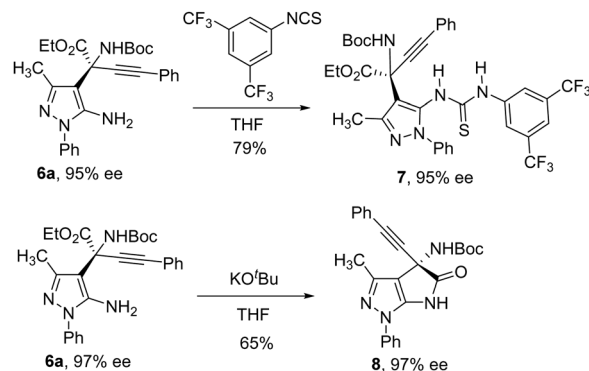


Scheme 2 Synthetic transformations of 5-aminopyrazolyl sulfamidates.

The synthetic versatility of the exocyclic amino group was demonstrated by the synthesis of tetracyclic compounds **4a** and **4b** upon treatment of the chiral sulfamidates **3** with formaldehyde in acidic conditions (Scheme 2).

Lin and colleagues at Zhejiang University utilized a chiral spirocyclic phosphoric acid (**Cat. B**) in the enantioselective synthesis of unnatural pyrazole-based α -amino acid derivatives through the reaction of *N*-aryl-5-aminopyrazoles **1** with β,γ -alkynyl- α -imino esters **5** (Scheme 3).¹⁶ The reaction yielded the corresponding products **6** in good to excellent yields (67–98%) and enantioselectivities (73–99% ee). The method was effective with aminopyrazoles having either an unsubstituted or monosubstituted amino group at C5. Moreover, a phenyl group and various alkyl substituents at position 3 of the 5-aminopyrazole, along with differently substituted aryl groups at N1, were well-tolerated, without significantly affecting the yield and enantioselectivity. For the alkynyl ketoester imine **5**, both *N*-Boc and *N*-Cbz imines performed similarly. The reaction accommodated a variety of substituted aryl rings, heterocycles, and cycloalkyl groups. However, using methyl esters led to reduced enantioselectivity compared to ethyl or benzyl esters. Based on control experiments and the observed *S* stereochemistry, a plausible reaction pathway was proposed. **Cat. B** serves as bifunctional catalysts to activate both the 5-aminopyrazole and the imino ester through hydrogen bonding. Nucleophilic attack of the aminopyrazole to the imine would be directed to the *Si*-face of the imino group.

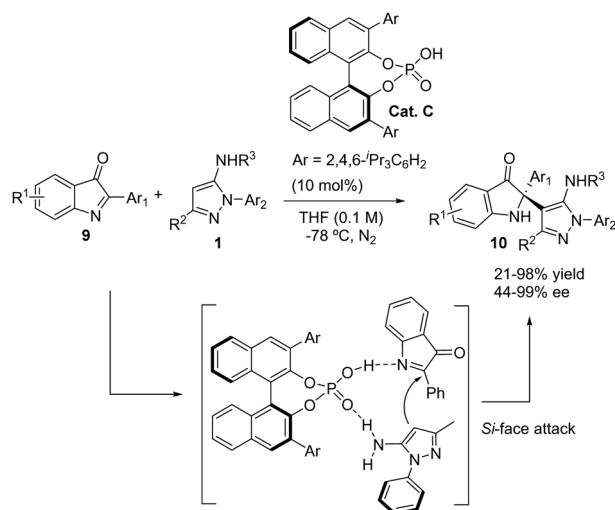
The reaction performed at 1 mmol scale provided results consistent with those obtained at 0.1 mmol scale, indicating

Scheme 3 Phosphoric acid-catalyzed asymmetric addition of aminopyrazoles **1** to β,γ -alkynyl- α -imino esters **5**.

Scheme 4 Synthetic transformations of aminopyrazole-derived amino acids.

the robustness of the method. Additionally, the exocyclic NH_2 group in the reaction products **6** facilitated further transformations, allowing the synthesis of chiral thiourea **7** and lactam **8** derivatives (Scheme 4).

In 2023, Li and Zhao applied a binaphthol-derived phosphoric acid **Cat. C** in the reaction of 5-aminopyrazole derivatives **1** with cyclic ketimines **9** derived from 3*H*-indol-3-one, classifying it as an aza-Friedel–Crafts reaction.¹⁷ This reaction yielded 5-aminopyrazole-based indolin-3-ones **10** featuring a quaternary stereocenter. Indol-3-ones **9** with various aryl groups attached to C2 were tested, resulting in enantiomeric excesses above 90% in all cases except when substituted with an electron-donating methyl group, which led to lower enantiomeric excesses (Scheme 5). Indol-3-ones with substituents of different electronic nature at positions 4 or 5 in the homoaromatic ring also yielded good results. Furthermore, the reaction performed well with 5-aminopyrazoles **1** bearing an unsubstituted NH_2 group at C5, a methyl group at C3, and a wide range of substituted aryl rings at N1. However, when a phenyl group was present at C3, the expected product was obtained with low enantiomeric excess. Additionally, the 5-benzylamino derivative of the imidazole exhibited good enantioselectivity but

Scheme 5 Phosphoric acid-catalyzed reaction of 5-aminopyrazole **1** derivatives with cyclic ketimines **9**.

Highlight

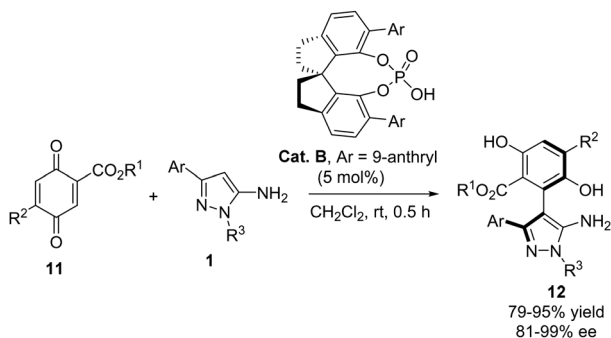
low yield. Based on the observed stereochemistry, a mechanistic pathway was proposed involving a transition state (TS) where dual hydrogen bonds between the chiral phosphoric acid and the substrates drive the 5-aminopyrazoles to attack the *Si*-face of the C=N group of the ketimine **9**.

2.2 Enantioselective 1,4-addition of 5-aminopyrazoles

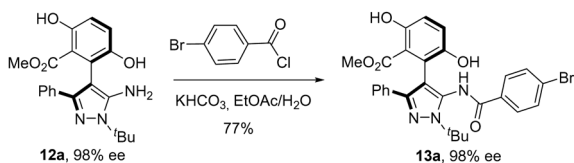
Recently, Xen and Li reported a highly enantioselective arylation of 3-aryl-5-aminopyrazoles **1** with quinone derivatives **11** (Scheme 6).¹⁸ The reaction, catalyzed by the chiral phosphoric acid **Cat. B**, involved the conjugate addition of the pyrazole to a double bond of the quinone, providing rapid access to an array of arylpyrazoles **12** with axial chirality. Generally, the reaction products were obtained with excellent yields and enantioselectivities. A broad variety of esters in the quinone partner were well tolerated, yielding excellent results, although substituent R^2 was maintained as H except in one example with MeO. The 3-aryl substituent of the aminopyrazole could be a phenyl ring substituted with groups of varying electronic character or even a heterocyclic ring. Furthermore, different alkyl or aryl groups attached to N1 were tolerated.

The authors demonstrated the efficiency and applicability of the method by performing the reaction on a 1 mmol scale. Additionally, the catalyst load could be decreased to 1 mol% without affecting the yield or stereoselectivity of the reaction. The amino group of the reaction product **12a** could be selectively acylated with *p*-bromobenzoyl chloride in the presence of two OH groups, without any loss of optical purity (Scheme 7).

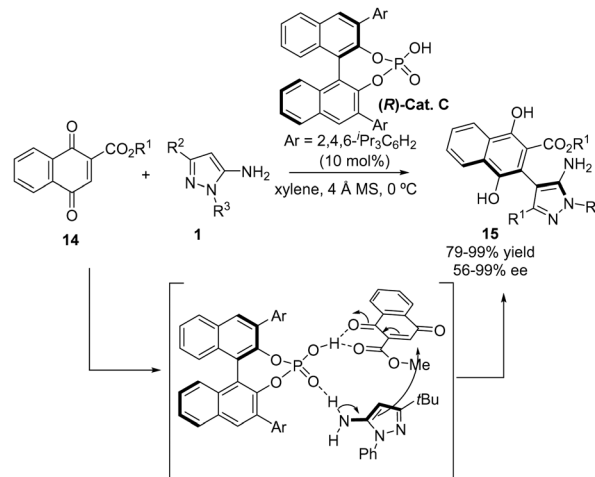
Related to the above work, Zheng's group described in 2024 a highly atroposelective arylation of 3-alkyl-5-aminopyrazoles **1** with naphthoquinone ester derivatives **14** through a 1,4-addition reaction catalyzed by the chiral phosphoric acid (*R*)-**Cat. C** (Scheme 8).¹⁹ In general, the chiral naphthylpyrazoles **15** were



Scheme 6 Enantioselective addition of aminopyrazoles **1** to quinone derivatives **11** for the synthesis of arylpyrazoles with axial chirality.



Scheme 7 Selective acylation of the amino group in arylpyrazoles **12**.



Scheme 8 Enantioselective addition of aminopyrazoles **1** to naphthoquinone derivatives **14** for the synthesis of naphthylpyrazoles with axial chirality.

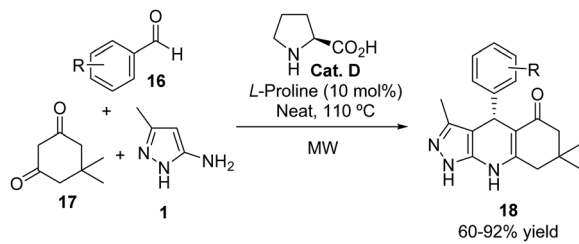
obtained with excellent yields (up to 99%) and excellent enantioselectivities (up to 99%). An assortment of ester groups in the naphthoquinone partner were tolerated, although the best results were obtained with the methyl ester. Regarding the 5-aminopyrazole partner, the reaction tolerates substituents at N1 of the 5-aminopyrazole moiety, including cyclohexyl, isopropyl, benzyl, or substituted phenyl groups, all of which exhibited comparable yields and enantioselectivities in the reaction, although with the isopropyl group a decrease in the enantiomeric excess was observed. In order to obtain good enantioselectivities, a *t*Bu group at C3 is mandatory, as evidenced by the lack of enantioselectivity observed when a methyl group is attached to this position, while 5-aminopyrazoles bearing an aryl group at C3 were not reported. The authors could scale-up the reaction to the 1 gram scale providing consistent results with those obtained at the 0.2 mmol scale, indicating the robustness of their synthetic methodology. The authors also proposed a mechanistic pathway where chiral phosphoric acid works as a bifunctional catalyst to activate both the naphthoquinone ester and the 5-aminopyrazole through hydrogen bonding.

2.3 Formal [3+3] cyclizations using 5-aminopyrazoles

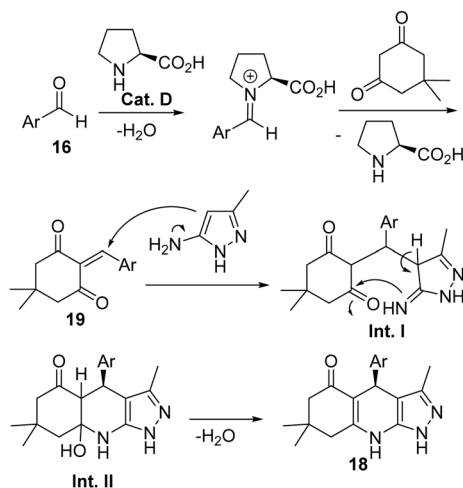
The reaction of 5-aminopyrazoles with conjugated alkenes has been extensively used in the enantioselective synthesis of pyrazolo[3,4-*b*]quinoline derivatives. The first example was reported by Myrbo in 2016.²⁰ This group described a three-component reaction involving dimedone **17**, 3-methyl-5-aminopyrazole **1**, and a range of aromatic aldehydes **16**. The reaction was catalyzed by *L*-proline (**Cat. D**, 10 mol%) in the absence of any solvent under microwave irradiation at 110 °C (Scheme 9). Various benzaldehyde derivatives bearing electron-withdrawing or electron-donating substituents at the *ortho*, *meta*, or *para* positions were tested, resulting in products with good yields (60–92%) and enantiomeric excesses ranging from 44–99%.

A plausible mechanism for the reaction is depicted in Scheme 10. Initially, a Knoevenagel reaction between the





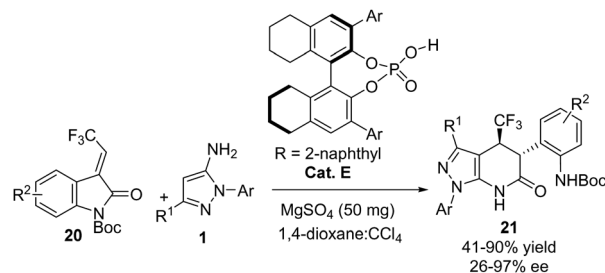
Scheme 9 Proline-catalyzed three-component synthesis of pyrazolo[3,4-*b*]quinoline derivatives **18**.



Scheme 10 Plausible mechanism for the proline-mediated three component synthesis of pyrazoloquinolinones.

aldehyde and dimedone, mediated by **Cat. D**, occurs to form the corresponding enone **19**. This is followed by the conjugate addition of the 5-aminopyrazole, forming a C–C bond. Subsequently, a nucleophilic attack of the amino group on the ketone takes place, followed by dehydration and tautomerization, which ultimately produces the final product **18**. Remarkably, the authors observed a complete regioselectivity in the nucleophilic attack of the N-1-unprotected aminopyrazole. The authors did not indicate how the L-proline induces the stereoselectivity upon the nucleophilic attack of the aminopyrazole **1** to the enone **19**.

In 2022, the group of X. Li developed a procedure for the construction of trifluoromethylated pyrazolo[3,4-*b*]pyridin-6-ones **21**.²¹ The method involves the reaction of 3-(2-trifluoromethylene)-oxindoles **20** and 1-aryl-5-aminopyrazoles **1** via chiral phosphoric acid (**Cat. E**) and MgSO_4 synergistic catalysis (Scheme 11). *N*-Aryl-5-aminopyrazoles bearing electron-donating and electron-withdrawing groups proved to be suitable reactants, yielding the corresponding products in moderate yields (50–90%) with high stereoselectivities (up to 95% ee and >20:1 dr). The best results were obtained when the substituents on the *N*-Ar ring were alkyl groups or groups attached to the *meta* position. However, when electron-donating or electron-withdrawing groups were attached to the *ortho* or *para* positions, the yield and stereoselectivity decreased.

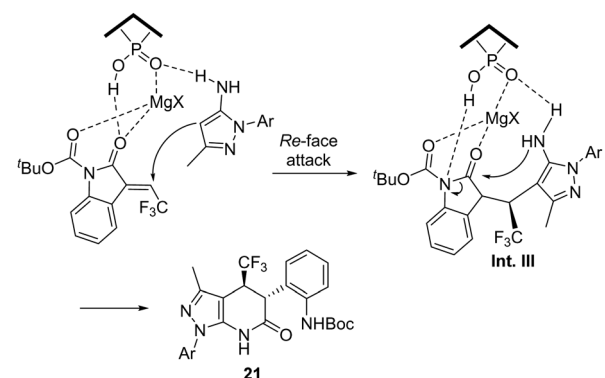


Scheme 11 Enantioselective addition of aminopyrazoles **1** to 3-trifluoroethylidene oxindoles **20** for the synthesis of trifluoromethylated pyrazolo[3,4-*b*]pyridinones.

A phenyl ring at position 3 was tolerated, although the enantioselectivity was lower than with alkyl groups. Substituents on the 5-amino group decreased reactivity, resulting in low yield and stereoselectivity of the reaction products. Oxindole derivatives with substituents at positions 5 or 6 of the benzene ring were good substrates, providing better results when these substituents had an electron-donating character. However, substituents at positions 4 or 7 of the benzene ring caused a significant loss of enantioselectivity. The CF_3 group could be substituted by other electron-withdrawing groups, although with lower enantioselectivity, except in the case of an ethoxycarbonyl group.

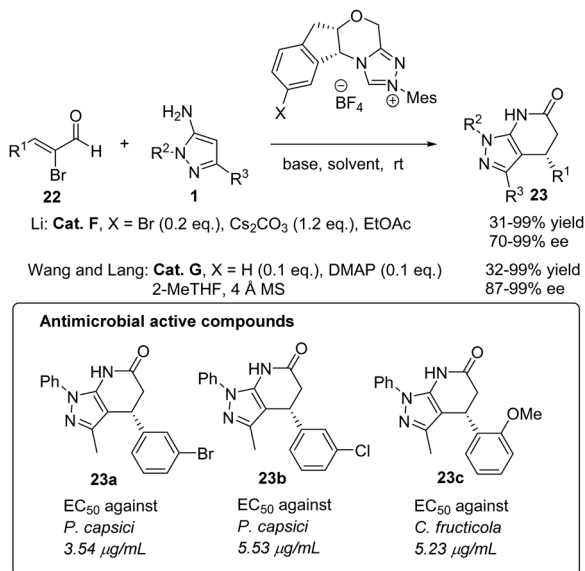
Based on experimental results and previous reports, the authors proposed a reaction mechanism that explains the synergistic integration of the chiral phosphoric acid and MgSO_4 . The *N*-aryl-5-aminopyrazole **1** forms a H bond with the catalyst and, simultaneously, the O–H and Lewis acid coordinates with the oxindole **20**. The pyrazole substrate undergoes addition to the *Re*-face of the double bond generating intermediate **Int. III**, followed by intramolecular transamidation to afford the desired product (Scheme 12).

The [3+3] annulation of 5-aminopyrazoles with enals under chiral carbene catalysis has been extensively studied by several research groups. The first examples were almost simultaneously published by Li's group,²² and Wang and Lang's group.²³ These studies involved the reaction of 2-bromo-enals **22** with 5-aminopyrazoles **1** to afford the corresponding cycloadducts **23** catalysed by the same kind of organocatalyst (Scheme 13).



Scheme 12 Proposed reaction mechanism for the synthesis of trifluoromethylated pyrazolo[3,4-*b*]pyridinones **21**.



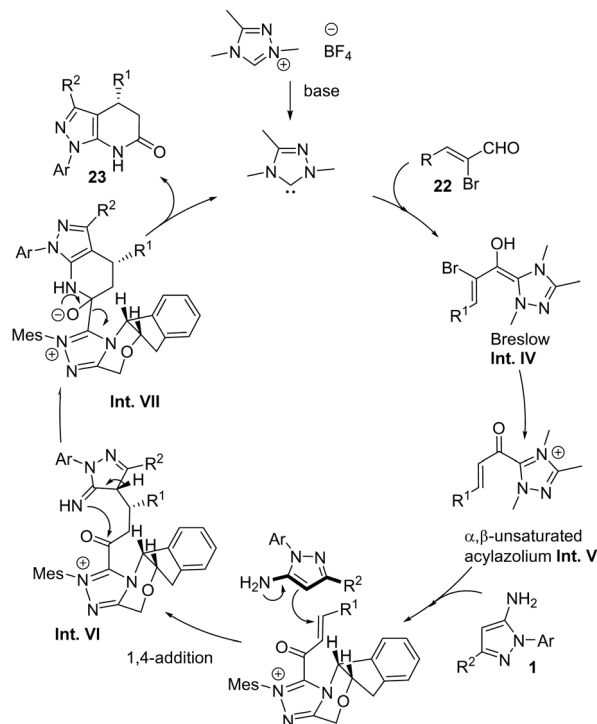


Scheme 13 Organocatalyzed addition reaction of 2-bromoaldehydes **22** and 5-aminopyrazoles **1** under NHC catalysis. Examples of antimicrobial pyrazolo[3,4-*b*]pyridinones.

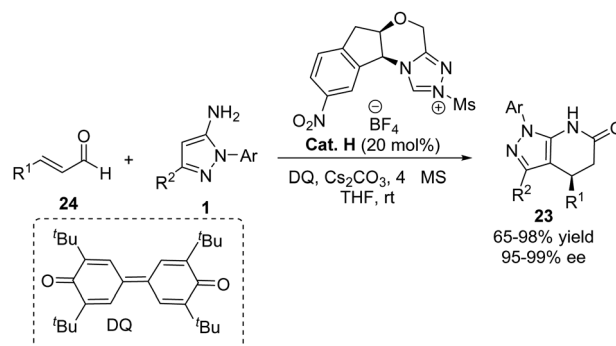
Under both catalytic systems, the reaction tolerated a wide range of 2-bromoaldehydes **22** bearing alkyl, heteroaryl, and phenyl groups with diverse electronic properties and substitution patterns. In most reported examples, the reaction products were obtained in good yields with enantiomeric excesses well above 90%. Additionally, various alkyl and aryl substituents at position 3 of the imidazole ring provided good results with excellent enantioselectivities. *N*-Aryl and *N*-Me substituted imidazoles were suitable substrates for this transformation. Some of the products **23** prepared by Li were tested for antifungal properties. Chiral compounds bearing $\text{R}^2 = \text{Ph}$, $\text{R}^3 = \text{Me}$ and $\text{R}^1 = 3\text{-BrC}_6\text{H}_4$, $3\text{-ClC}_6\text{H}_4$ or $2\text{-MeOC}_6\text{H}_4$ showed excellent antifungal activity against *Phytophthora capsici* and *Colletotrichum fructicola*.²²

A mechanistic proposal made by Li is outlined in Scheme 14.²² Initially, 2-bromoaldehyde **22** is activated by the NHC catalyst to form a Breslow intermediate **Int. IV**, which undergoes bromide elimination to generate an α,β -unsaturated acyl azolium intermediate (**Int. V**). The aminopyrazole **1** then undergoes nucleophilic conjugate addition from its *Re* face to the *Si* face of the $\beta\text{-C}(\text{sp}^2)$ group of the acyl azolium intermediate. Subsequent intramolecular lactam formation completes the process, yielding the pyrazolo[3,4-*b*]pyridone product **23** (Scheme 14).

The asymmetric synthesis of chiral pyrazolo[3,4-*b*]pyridin-6-ones from enals and 5-aminopyrazoles was recently reported by Zhenquian Fu's group in 2023.²⁴ This transformation employs a chiral *N*-heterocyclic carbene (NHC) catalyst **Cat. H**, Cs_2CO_3 as the base, and 3,3',5,5'-tetra-*tert*-butyldiphenylquinone (DQ) as an oxidant in THF (Scheme 15). A variety of enals **24** bearing alkyl groups, as well as diverse substituted aryl rings attached to the double bond, underwent annulation with 5-aminopyrazoles to afford the desired products in high yields and with excellent enantioselectivity (up to 98% ee in most cases). The 5-aminopyrazole component tolerated alkyl and aryl groups at



Scheme 14 Reaction mechanism proposed by Li for the enantioselective formal [3+3] cycloaddition.²²

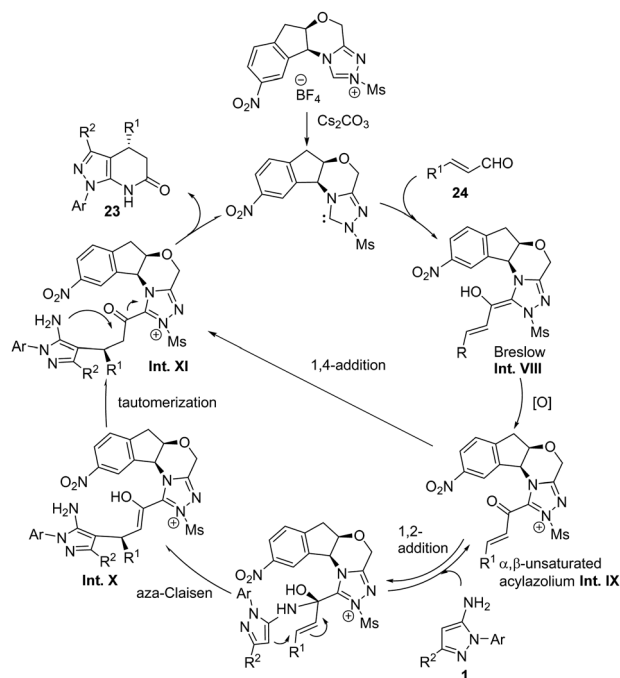


Scheme 15 NHC-catalyzed reaction of enals **24** and 5-aminopyrazole **1** reported by Fu.

position 4 of the ring, as well as various substitutions on the aromatic ring at N1, consistently delivering excellent outcomes.

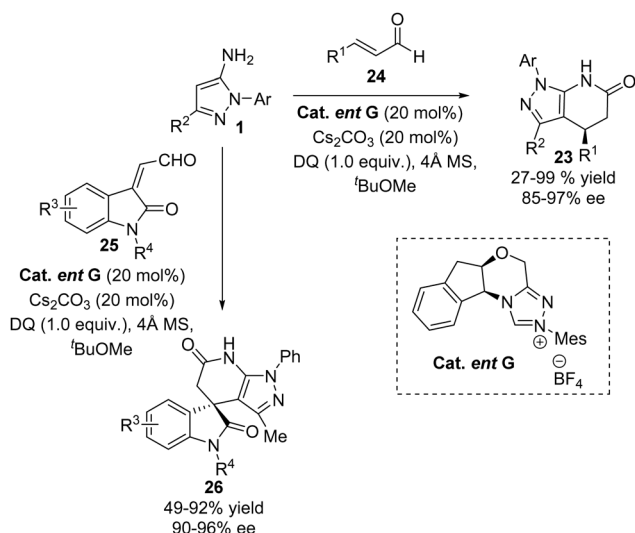
A proposed reaction mechanism is depicted in Scheme 16. Initially, the nucleophilic addition of the *N*-heterocyclic carbene (NHC) to the enal forms the Breslow intermediate (**Int. VIII**). Upon oxidation, this intermediate transforms into an α,β -unsaturated acylazolium **Int. IX**. Subsequently, 1,2-addition of 5-aminopyrazole to the acylazolium species, followed by an aza-Claisen rearrangement, tautomerization, and subsequent intramolecular lactamization yields the desired chiral lactam **23**. An alternative pathway involving a 1,4 addition of 5-aminopyrazole **1** followed by tautomerization, proton transfer, and intramolecular lactamization, could also potentially lead to the same product (Scheme 16).





Scheme 16 Proposed mechanism for the oxidative NHC-catalyzed annulation.

Concurrently with this study, Duan and Qi reported a similar reaction employing slightly modified conditions, using *t*BuOMe as the solvent and a related NHC catalyst (**Cat. ent G**.) lacking the nitro group (Scheme 17).²⁵ Enals **24** featuring a range of aromatic, heteroaromatic, alkenyl, or alkynyl substituents at the β -position of the double bond reacted with variously substituted 5-aminopyrazoles to afford the desired products **23** in high yields and with excellent enantiomeric excesses (85–97% ee). Enals bearing alkyl substituents at this position exhibited lower yields but maintained excellent enantioselectivity.

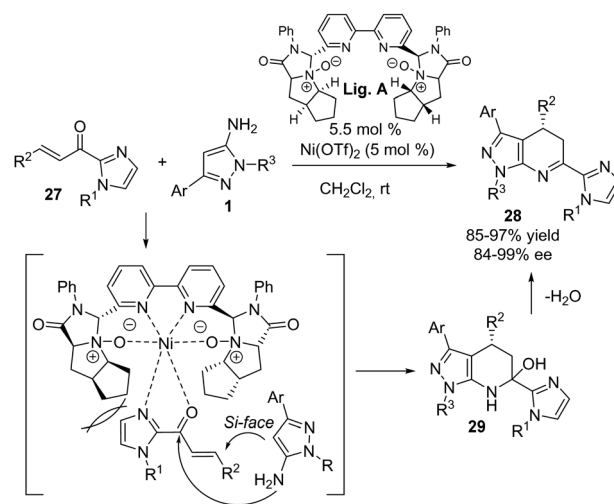


Scheme 17 NHC-catalyzed reaction of enals **24** with 5-aminopyrazoles **1** reported by Duan and Qi.

Moreover, aminopyrazoles with different alkyl and aryl groups at C3 and various aromatic groups at N1 reacted with similarly outstanding outcomes (Scheme 17). The authors further expanded the scope of the reaction to include isatin-derived enals **25**, yielding a variety of spirooxindoles **26** in good yields and with excellent enantioselectivity. This strategy accommodated a range of substituted isatin derivatives possessing diverse electronic properties, as well as either a benzyl or methyl protecting group at the N1 position of isatin. Additionally, 1,3-diphenyl-1*H*-pyrazol-5-amine performed well under the optimized reaction conditions.

Very recently, a novel enantioselective synthesis of 1*H*-pyrazolo[3,4-*b*]pyridine **28** analogues starting from 5-aminopyrazoles **1** and α,β -unsaturated 2-acyl imidazoles **27** was disclosed (Scheme 18).²⁶ In this transformation, a complex generated *in situ* from Ni(OTf)₂ and a newly developed chiral C₂-symmetric bipyridine-*N,N'*-dioxide ligand (**Lig. A**) catalyzed the Michael addition/cyclization sequence, delivering the corresponding adducts in 85–97% yield with up to 99% ee under mild conditions. While no 5-aminopyrazoles bearing an alkyl group at C3 were reported, derivatives featuring aryl groups of varying electronic properties, heteroaromatic rings, or a cyclopropyl group at this position reacted efficiently with high yields and excellent enantioselectivities (typically above 90% ee). Substituents at N1 of the indole moiety included *tert*-butyl, benzyl, or substituted phenyl groups, all of which exhibited comparable yields and enantioselectivities in the reaction. Regarding the acyl imidazole component, electron-rich and electron-poor aryl groups, heterocycles, and alkenes attached to the β -position of the double bond consistently provided excellent results. Furthermore, the reaction could be successfully scaled up to 1 mmol scale and the catalyst load decreased to 2 mol%, demonstrating robust performance without significant impact on reaction outcomes.

To explain the stereochemical outcome of the reaction, the authors proposed a mechanism wherein the nickel catalyst activates the 2-acyl imidazole **27** through bidentate *N,O*-coordination facilitating the attack of the 5-aminopyrazole from the *Si*-face, leading to an intermediate **29** with high regioselectivity, which



Scheme 18 Ni/*N,N'*-dioxide-catalyzed asymmetric synthesis of 1*H*-pyrazolo[3,4-*b*]pyridine analogues **28**.



Highlight

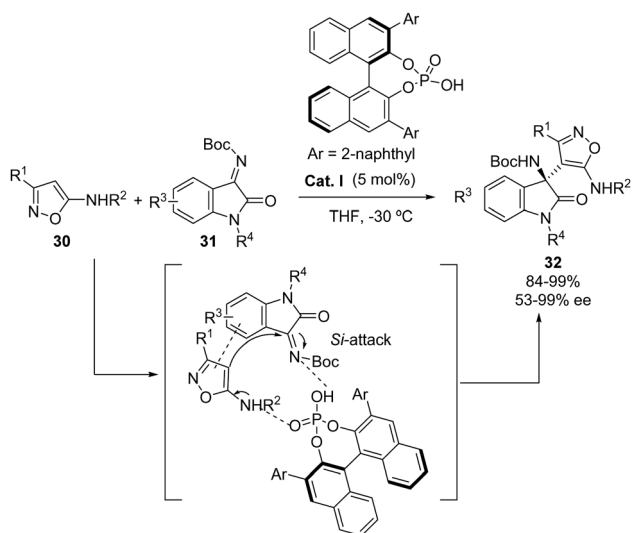
would generate the desired product after releasing water from compound **28**.

3. Electrophilic functionalization of 5-aminoisoxazoles

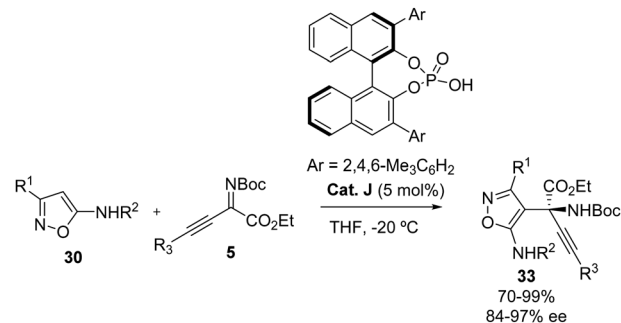
5-Aminoisoxazole²⁷ is another nitrogen heteroaromatic compound that has focused the attention of pharmaceutical, medicinal and agrochemical chemists in recent decades due to the biological activities presented by compounds that contain this scaffold.²⁸ Therefore, the asymmetric synthesis of compounds bearing this N-heterocycle are remarkable for the synthetic community. However, only a few examples of enantioselective electrophilic functionalization of isoxazoles have been reported in the last few years.

3.1 Enantioselective 1,2-addition of 5-aminoisoxazoles

In 2021, the group of Zhang reported the addition of 5-aminoisoxazoles **30** to isatin-derived ketimines **31** (Scheme 19).²⁹ The authors used a chiral phosphoric acid (Cat. **I**) as a catalyst for this aza-Friedel–Crafts reaction, accessing the desired chiral 3-disubstituted 3-amino-oxindoles **32** in high yields (84–99%) and moderate to excellent enantioselectivities (53–99% ee). The reaction tolerates the presence of several alkyl groups at the N-1 of the ketimines, as well as several substituents at the aromatic ring of **31**. Regarding the 5-aminoisoxazoles **30**, the enantiomeric excesses are excellent when the authors tried the reaction with 3-aryl-substituted isoxazoles. In order to obtain good enantioselectivities the exocyclic amino group should be secondary. The authors also provided a plausible stereochemical model for the reaction where the phosphoric acid acts as a bifunctional organocatalyst activating at the same time both reagents by hydrogen bonding. Moreover, they could scale-up the methodology to a 4 mmol reaction, using only 0.5 mol% of chiral catalyst and also perform several transformations.



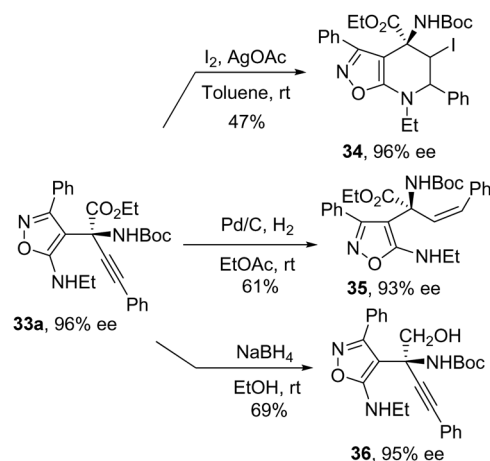
Scheme 19 Phosphoric acid catalyzed the enantioselective addition of 5-aminoisoxazoles **30** to isatin-derived ketimines **31**.



Scheme 20 Enantioselective addition of 5-aminoisoxazoles **30** to β,γ -alkynyl- α -ketimino esters **5**.

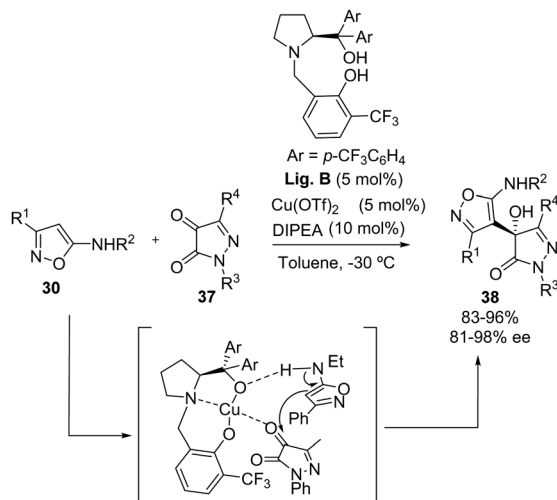
The Zhang group also described the addition of these nucleophiles **30** to β,γ -alkynyl- α -ketimino esters **5** using a Cat. **J** as the catalyst (Scheme 20).³⁰ The corresponding α -isoxazole- α -alkynyl amino esters were obtained in high yields (94–99%) and good to excellent enantioselectivities (84–97% ee). Regarding the isoxazole **30**, aryl or alkyl groups are tolerated at the C-3 position. Concerning the reactivity of the electrophile **5** under the optimized reaction conditions, the authors tested the reaction with different iminoesters with a variety of substituents at the alkyne moiety such as aryl rings, heterocycles or cycloalkyl groups. The –NHR group in the nucleophile **30** proved to be essential for selectivity, pointing towards a bifunctional mode of action of the catalyst. The proposed mechanistic model is very similar to the one presented in Scheme 19.

The enantioenriched products can be employed in different synthetic transformations, such as the iodocyclization in the presence of a silver(I) salt to obtain the corresponding heterocyclic compound **34** in moderate yield, taking advantage of the exocyclic amino group. The triple bond can be partially hydrogenated to give the *Z*-alkene **35** in good yield. Moreover, the protected aminoalcohol **36** can be prepared in good yield by reduction with NaBH₄. In all these transformations, the optical purity was preserved (Scheme 21).



Scheme 21 Synthetic transformations of an α -isoxazole- α -alkynyl amino ester.



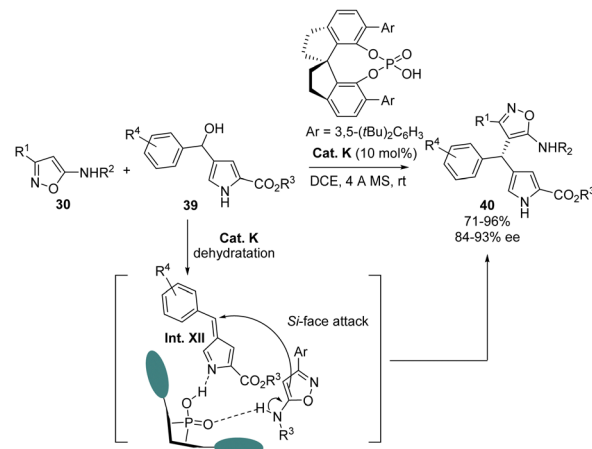


Scheme 22 Enantioselective addition of 5-aminoisoxazoles **30** to pyrazole-4,5-diones **37**.

Metal catalysis can also be employed for the enantioselective addition of 5-aminoisoxazole, as reported by the group of Sun and Wang in 2024.³¹ In this case, the authors employed a Cu(II) complex with a prolinol-derived chiral ligand (**Lig. B**) to carry out the addition of 5-aminoisoxazoles **30** to pyrazole-4,5-diones **37** (Scheme 22). The corresponding compounds **38** with pyrazolone-isoxazole scaffolds were obtained in high yields (83–96%) and with excellent enantioselectivities in most of the cases (75–99% ee). The reaction exhibited comparable yields and enantioselectivities independently of the electronic character of the substituents (NO₂, halogen, alkyl or MeO) or the position (*meta* or *para*) of the substituents in the aromatic ring attached at the N1 of **37**. However, when the substituent was in *ortho*-position the enantiomeric excess decreased. The authors also tested a variety of 3-aryl-5-aminoisoxazoles **30**, but did not show any example with an alkyl group at the C-3 position. In this report, the authors also observed a lack of reactivity when *N,N*-dimethylamino isoxazole was employed, indicating an interaction between the nucleophile and the chiral catalyst. Moreover, when the prolinol hydroxyl in **Lig. B** was replaced with a methoxy group, only the racemic product was obtained, showing the importance of both hydroxyl groups at the ligand to generate the chiral complex. These hypotheses were supported by DFT calculations.

3.2 Enantioselective 1,4-addition of 5-aminoisoxazoles

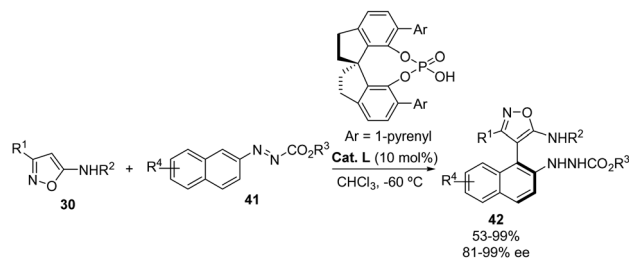
Isxazole-containing heterotriarylmethanes can be prepared in an enantioselective manner, as reported by the group of Lin in 2023,³² by the addition of **30** to 3-methide-3*H*-pyrroles generated *in situ* (Scheme 23). The authors described the treatment of pyrrol-3-aryl carbinols **39** with a chiral spirocyclic phosphoric acid (**Cat. K**), which generates the highly reactive 3-methide-pyrrole (**Int. XII**) by dehydration, and subsequent Friedel-Crafts-type addition to generate the desired products **40** in good to high yields (71–97%) and with good enantioselectivities (78–93% ee). In this case, the methodology is efficient with –NH₂ and –NH*Et* substituents on the isoxazole, but reactivity



Scheme 23 Enantioselective addition of 5-aminoisoxazoles **30** to 3-methide-3*H*-pyrroles generated *in situ*.

and stereocontrol are again compromised when –NEt₂ is tested. The authors only tested 5-aminoisoxazoles with aryl substituents at C-3, and they observed that the corresponding products **40** were obtained with good results independently of the electronic character or the position of the substituents. The authors proposed a mechanism where the chiral phosphoric acid (**Cat. K**) acts as a bifunctional organocatalyst in the reaction.

A spirocyclic chiral phosphoric acid (**Cat. L**) was also employed by the group of Luo and Zhou for the atroposelective arylation³³ of 5-aminoisoxazoles **30** with azonaphthalenes **41** (Scheme 24).³⁴ This methodology enables the synthesis of a wide range of axially chiral heterobiaryl diamines **42** in generally good yields with excellent enantioselectivities (up to 99%). The reaction tolerates an assortment of aryl groups as well as an *i*Pr substituent at the C-3 carbon of isoxazole. Control experiments demonstrated that the presence of the N–H group is essential for achieving high yield and atroposelectivity, and the substituent at this nitrogen can be an alkyl, benzyl or allyl group. Regarding the azonaphthalenes **41**, the authors show a good compatibility of substituents (Br, Me or MeO) at 6 or 7 position of the naphthalene aromatic ring. They could scale-up the methodology to a 2 mmol reaction with similar results in terms of yield and enantioselectivity. Furthermore, a linear effect was observed, suggesting that a monomeric complex of the catalyst is likely involved in the process for inducing the asymmetry.



Scheme 24 Atroposelective arylation of 5-aminoisoxazoles **30** with azonaphthalenes **41** catalyzed by a chiral phosphoric acid.



Highlight

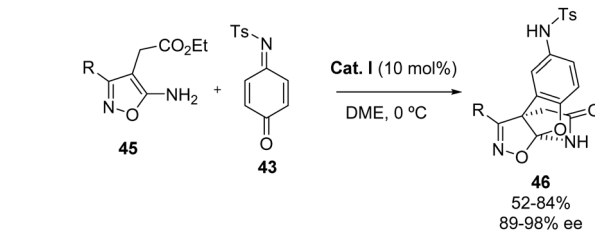
3.3 [3+2] cyclizations using 5-aminoisoxazoles

5-Aminoisoxazoles can also be used as substrates in an enantioselective dearomative [3+2] annulation. In 2020, Wang, Zhang and their coworkers described a novel synthesis of chiral isoxazoline-fused dihydrobenzofurans **44** bearing two contiguous quaternary stereocenters (Scheme 25).³⁵ This was achieved through the [3+2] annulation of 5-aminoisoxazoles **30** with quinone monoimines **43**, catalyzed by a chiral phosphoric acid **Cat. I**. The products were obtained in moderate to good yields (35–87%) and with excellent enantioselectivities (81–94%). To determine the absolute configuration of the synthesized products, X-ray crystal structural analyses were employed. The stereochemistry of the products provided valuable insights into the reaction mechanism. Based on the absolute configuration of the [3+2] annulation products **44**, the authors proposed a plausible reaction mechanism where the first step is the double activation of both electrophile and nucleophile by hydrogen bonding with **Cat. I**. 5-Aminoisoxazole **30** attacked quinone monoimine **43** to give intermediate **Int. XIII**, which immediately underwent aromatization to give phenol **Int. XIV**. Lastly, intramolecular acetalization generated the final product **44**.

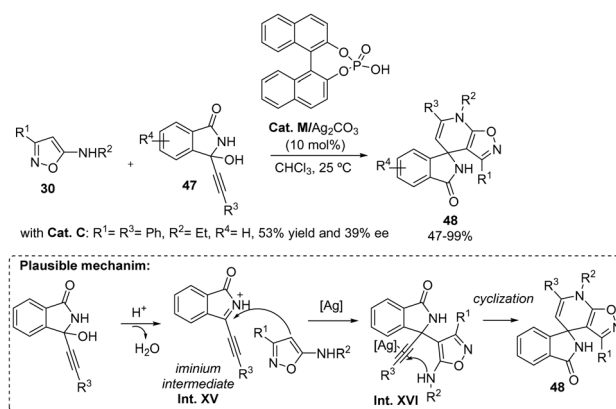
Notably, the approach also provides access to a variety of bridged isoxazoline-fused dihydrobenzofurans **46** through a tandem process (dearomative [3+2] annulation–cyclization) of ethyl 4-acetate-isoxazol-5-amines **45** with quinone imine **43**, highlighting its versatility (Scheme 26).

3.4 Formal [3+3] cyclizations using 5-aminoisoxazoles

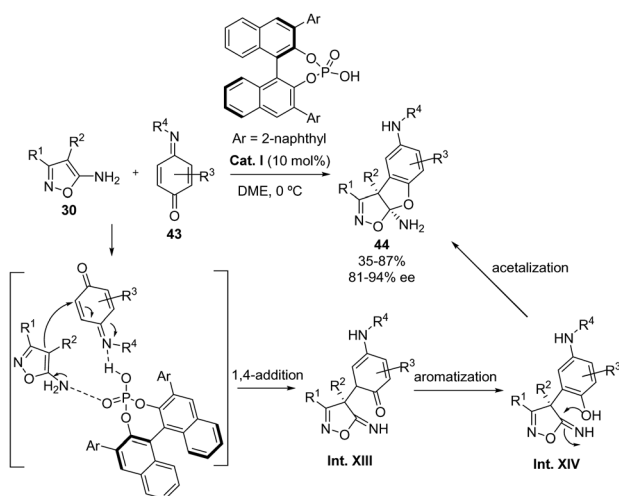
5-Aminoisoxazoles have been used to construct spiro-isoindolone-dihydropyridines **48** through the cyclization with α -(3-isoindolonyl) propargylic alcohols **47** (Scheme 27).³⁶ This interesting process, catalyzed by a racemic phosphoric acid (**Cat. M**) and a silver salt, yielded the corresponding racemic compounds **48** with moderate to high yields and was reported by Zhang in 2024. The authors explored the asymmetric reaction of **30a** with **47a** using the chiral phosphoric acid **Cat. C**



Scheme 26 Enantioselective synthesis of isoxazoline-fused dihydrobenzofurans.



Scheme 27 Formal [3+3] cycloaddition of 5-aminoisoxazoles **30** with α -(3-isoindolonyl) propargylic alcohols **47**.

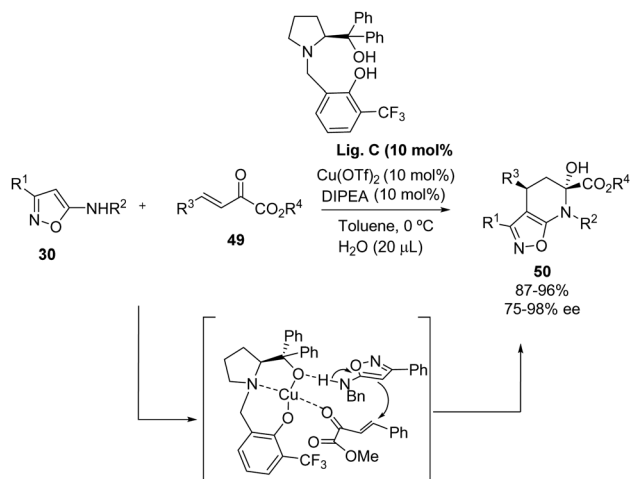


Scheme 25 Enantioselective dearomative [3+2] annulation of 5-aminoisoxazoles **30** with quinone monoimines **43**.

((*S*)-TRIP) as a catalyst, but the product **48a** was obtained with low enantiomeric excess (39% ee). The authors proposed a reaction mechanism based on the control experiments performed. The mechanism consists on protonation and dehydration of α -(3-isoindolonyl) propargylic alcohol **47**, forming an iminium **Int. XV**. This intermediate is then attacked by 5-aminoisoxazole, followed by cyclization promoted by silver salt leading to a spiro intermediate **Int. XVI** which undergoes ring cleavage resulting in the final aromatic product **48**.

Recently, a variety of enantioselective methodologies have emerged for formal [3+3] cycloadditions employing 5-aminoisoxazoles **30** as substrates. For example, Wang and coworkers described the synthesis of chiral six-membered ring *N,O*-hemiaminals **50** using an enantioselective functionalization of **30** with high yields, moderate to excellent diastereoselectivities and excellent enantiomeric excesses (Scheme 28).³⁷ Specifically, the authors developed a Michael/*N*-hemiacetalization cascade reaction involving 5-aminoisoxazoles **30** and β,γ -unsaturated α -ketoesters **49**, catalyzed by a chiral Cu(II) complex generated from Cu(OTf)₂ and **Lig. C**. Under the optimized reaction conditions, the reaction tolerated a wide range of β,γ -unsaturated α -ketoesters **49** bearing heteroaryl and phenyl groups with diverse electronic properties and substitution patterns at the γ -position of the double bond. However, when the γ -substituent was an alkyl group the reaction did not take place. Additionally, various aryl substituents or a *t*Bu group at position 3 of the isoxazole ring provided good results with good to excellent enantioselectivities (92–98% ee). Although, when a fluorine

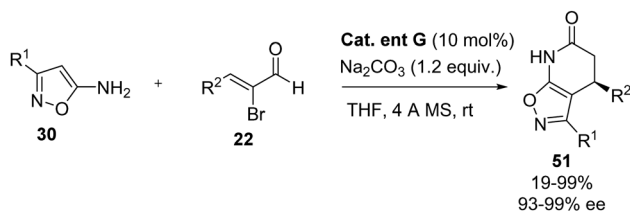




Scheme 28 Enantioselective Michael/*N*-hemiacetalization cascade reaction with 5-aminoisoxazoles and β,γ -unsaturated α -ketoesters.

atom was placed at the *para* position, product **50** was isolated in 96% yield and 75% ee. Moreover, the authors could perform the reaction to 5 mmol scale obtaining excellent results. The authors proposed a reaction mechanism based on control experiments such as nonlinear experiments among others and DFT calculations.

The use of formal [3+3] cycloaddition reactions employing 5-aminoisoxazoles **30** has also been highlighted for synthesizing chiral dihydroisoxazolo[5,4-*b*]pyridin-6-ones **51**, underscoring the versatility of 5-aminoisoxazoles as 1,3-bisnucleophiles (Scheme 29).³⁸ This methodology utilizes α -bromoaldehydes **22** catalyzed by a *N*-heterocyclic carbene (NHC) **Cat. ent G**, delivering the corresponding products **51** in high yields and excellent enantioselectivities. The authors described 42 examples where a wide range of 2-bromoaldehydes **22** bearing alkyl, heteroaryl, and phenyl groups with diverse electronic properties and substitution patterns were used. In most described examples, the pyridin-6-ones **51** were obtained in good yields (up to 99%) with enantiomeric excesses well above 93%. Additionally, various alkyl, cycloalkyl, aryl and heteroaryl substituents at the C-3 of the isoxazole **30** delivered excellent enantioselectivities as well. However, when the substituent was a *t*Bu group the corresponding product was obtained with low yield (19%). To demonstrate the practical application of this method, a scale-up reaction yielded the target product with comparable efficiency. Further synthetic transformations of the resulting compound were explored, including *O*-methylation, reduction of the



Scheme 29 Enantioselective cycloaddition of 5-aminoisoxazoles **30** with α -bromoaldehydes **22** using NHC catalysis.

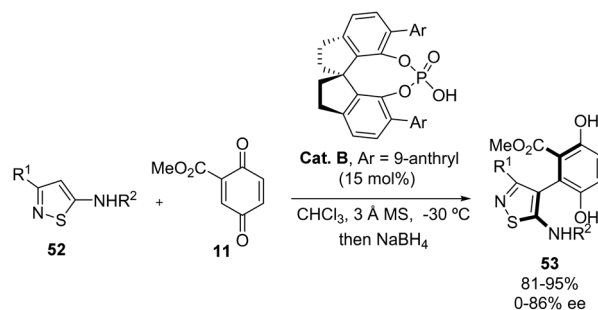
lactam using LiAlH_4 , and *N*-benzylation, and all these transformations occurred in high yields and without detrimental effects on the optical purity. Moreover, the authors proposed a plausible mechanism similar to the one using aminopyrazoles.^{22,23}

4. Electrophilic functionalization of 5-aminoisothiazoles

Isothiazole³⁹ is another interesting nitrogen heteroaromatic scaffold important in medicinal or agrochemical industries. The enantioselective functionalization of 5-aminoisothiazoles **52** is underdeveloped and only one example has been reported so far. In 2023, Zhang's group developed a methodology to synthesize isothiazole-containing axially chiral biaryls **53** with moderate to good yields and enantioselectivities.⁴⁰ This method utilizes chiral phosphoric acid catalysis (**Cat. B**) for the atroposelective³³ arylation of 5-amino-isothiazoles **52** with methyl *p*-quinone carboxylate **11** (Scheme 30). In order to reduce the oxidized compound, sodium borohydride was added to the reaction mixture. The reaction only tolerates several 3-(hetero)aryl-5-amino-isothiazoles **52** obtaining good enantioselectivities (70–90% ee) and high yields (89–95%). However, if the aryl group at C-3 presented a substituent at the *ortho* position, the corresponding chiral biaryls **53** were obtained with very low enantioselectivities (0–15% ee). The structures of the products were confirmed *via* X-ray crystal structural analysis.

5. Electrophilic functionalization of 3-aminobenzofuran

Benzofurans⁴¹ are significant electron-rich heteroaromatic compounds that are present in natural products and biologically active compounds. Habitually, electron-rich aromatic heteroaromatic compounds such as benzofuran can be used as nucleophiles to participate in asymmetric electrophilic functionalizations. However, most of these reactions are limited at the nucleophilic C3-position of the aromatic heterocyclic ring. A strategy for the asymmetric electrophilic aromatic substitution at the C2-position of these heteroaromatic molecules is the introduction of an exocyclic amino substituent at C-3. Several examples have been described for the enantioselective functionalization of 3-aminobenzofuran.



Scheme 30 Atroposelective arylation of 5-amino-isothiazoles with methyl *p*-quinone carboxylate.



Highlight

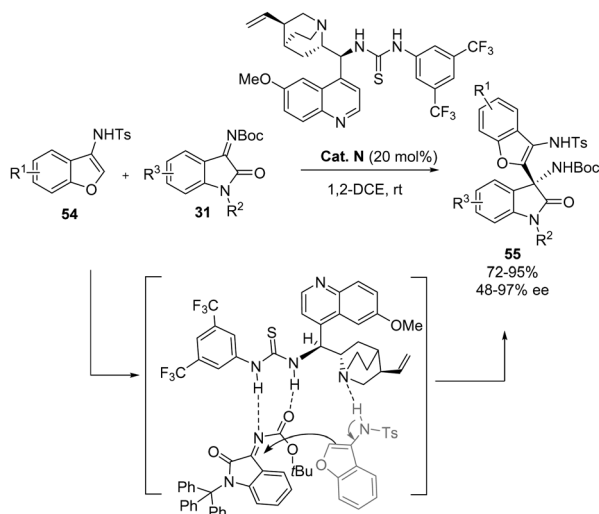
5.1 Enantioselective 1,2-addition of 3-aminobenzofurans

A quinine-derived thiourea **Cat. N** was used by the group of Zhou and Xu in 2023 to obtain 3-aryl-3-aminooxindoles **55**.⁴² In this case 3-aminobenzofurans **54** were reacted with isatin-derived ketimines **31** in an aza-Friedel–Crafts type reaction, obtaining the desired tetrasubstituted stereocenter-containing products in good to excellent yields (72–95%) and high to excellent enantioselectivities (48–97% ee) in most of the cases (Scheme 31). In order to have high enantioselectivities, the N-1 of compounds **31** should have a trityl (Tr) substituent. The reaction tolerates substituents at the 5, 6 or 7 position of the aromatic ring of **31** obtaining good enantioselectivities (86–92% ee), but the presence of strong electron-withdrawing groups such as the NO₂ group decreased the enantioselectivity of the reaction (71% ee). Regarding the 3-aminobenzofuran derivatives **54**, the authors studied the scope of the reaction with substituents at 5, 6 or 7, showing excellent enantioselectivities in all the cases (87–97% ee). The absolute configuration of the products was assigned by X-ray crystallography analysis. The author proposed that the chiral thiourea acts as a bifunctional organocatalyst activating at the same time the electrophile and the nucleophile by hydrogen bonding.

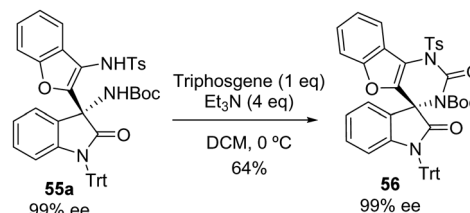
The authors showed the robustness of their methodology by the scale-up of the reaction at the gram scale. Moreover, they used the exocyclic amino group to synthesize the spirocyclic compound **56** through the treatment of product **55a** with triphosgene (Scheme 32).

5.2 Enantioselective 1,4-addition of 3-aminobenzofurans

1,4-Conjugate addition products can be achieved for the reaction of 3-aminobenzofurans with α,β -unsaturated carbonyl compounds using metal catalysis. The group of Kang and Du took advantage of the ability of chiral-at-metal rhodium(III) complex **Cat. O** to activate 2-acylimidazoles **27** (Scheme 33), generating the desired 2-substituted 3-aminobenzofurans **57** in high yields (76–99%) and enantioselectivities (87–98% ee).⁴³



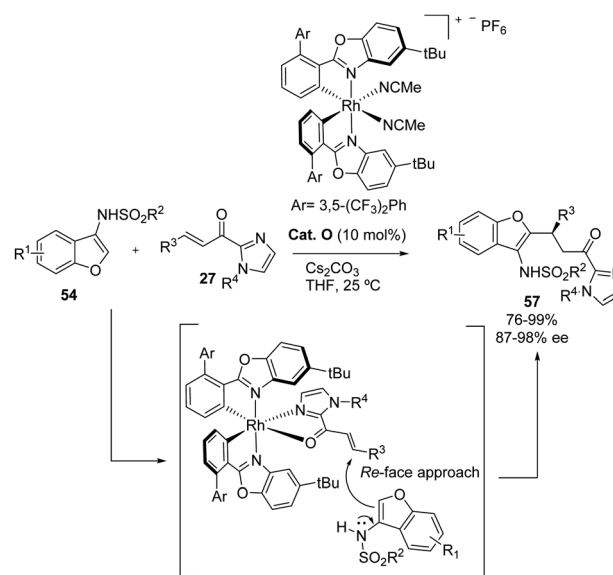
Scheme 31 Organocatalytic 1,2-addition of 3-aminobenzofurans **54** to isatin-derived ketimines **31** catalyzed by a chiral thiourea.



Scheme 32 Synthesis of a chiral spirocyclic compound **56** with triphosgene.

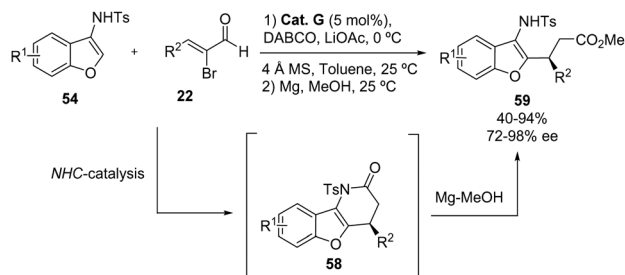
3-Aminobenzofurans with substituents of different electronic nature at positions 5 or 6, as well as different protecting groups at the nitrogen such as Ts, Ns or Ms also yielded good results. Regarding the acyl imidazole component, electron-rich and electron-poor aryl substituents, heterocycles, alkenes, alkyl or CF₃ attached to the β -position of the double bond delivered excellent results in terms of enantioselectivity (85–96% ee) and conversions. The authors also showed that 2-acylpyridine derivatives can be used as electrophiles obtaining good results. Gram scale reactions were also successful, delivering the desired product in 95% yield and 95% ee, with only 0.5 mol% catalyst loading. Interestingly, the acylimidazole moiety can be converted into an aldehyde or ester without compromising the optical purity of the sample. The authors proposed a plausible mechanistic pathway, where the rhodium catalyst activates the 2-acyl imidazole **27** through bidentate *N,O*-coordination facilitating the attack of the 3-aminobenzofuran **54** from the *Re*-face.

In a report presented by the group of Biju in 2020, an NHC catalyst was used for the enantioselective C2-functionalization of 3-aminobenzofurans **54** with 2-bromoaldehydes **22** (Scheme 34).⁴⁴ The intermediate chiral dihydropyridinones **58** were ring-opened with Mg/MeOH to obtain the corresponding δ -amino



Scheme 33 Chiral Rh-catalyst for the addition of 3-aminobenzofurans **54** to 2-acylimidazoles **27**.



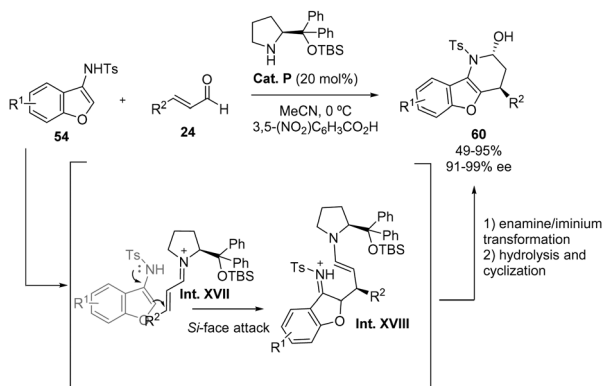


Scheme 34 NHC-catalyzed reaction between 3-aminobenzofurans **54** and 2-bromoaldehydes **22**.

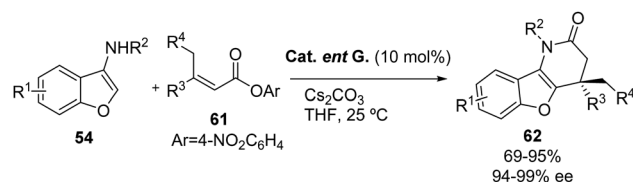
acid derivatives **59** in moderate to excellent yields (40–94%) and good to excellent enantioselectivities (72–98% ee). The authors tested the reaction with a wide range of bromoaldehydes **22**, with different aryl, heteroaryl and alkyl substituents at the β -position. Interestingly, if the treatment with Mg/MeOH is not performed, the chiral intermediates dihydropyridinones **58** can be isolated in high optical purity (74–98% ee), although with diminished yields (44–79%).

5.3 Formal [3+3] cyclizations using 5-aminobenzofurans

The first formal [3+3] cycloaddition through an enantioselective conjugate addition with 3-aminobenzofurans **54** to α,β -unsaturated aldehydes was reported by the group of Yang and Deng in 2018 (Scheme 35).⁴⁵ A prolinol organocatalyst **Cat. P** served for the activation of enals **24** towards the nucleophilic addition of 3-aminobenzofurans, delivering the aza-[3+3] cycloaddition products **60** in high yields (49–95%) and with excellent enantioselectivities (91–99% ee). The method was effective with enals having either an aryl or an alkyl substituent at the β -position, although when the substituent was an alkyl group the corresponding products were obtained with moderate yields (49–55%). The authors also tested different substituted 3-aminobenzofuran derivatives **54** at C-5, C-6 and C-7 with excellent results in yields and perfect enantioselectivities (99% ee in almost all cases). The reaction also tolerates scale up to multi-gram amounts. The authors proposed a plausible transition state model where the chiral secondary amine **Cat. P** activated α,β -unsaturated aldehyde **24** generating the



Scheme 35 Prolinol-catalyzed enantioselective addition of 3-aminobenzofurans **54** to enals **24**.

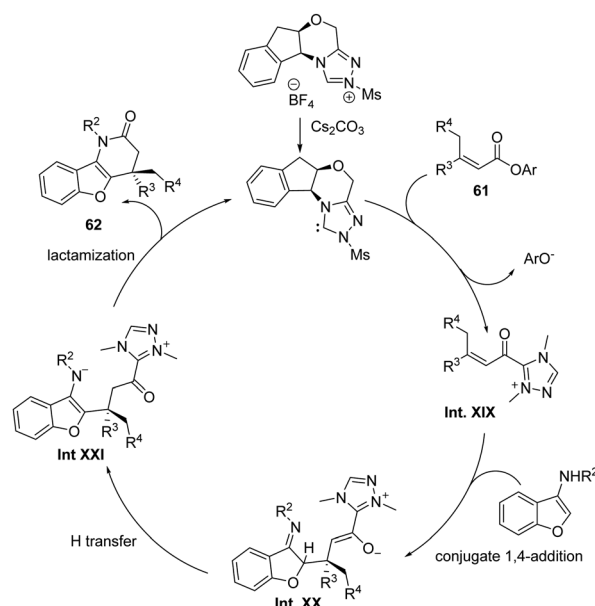


Scheme 36 NHC-catalyzed addition of 3-aminobenzofurans **54** to β,β -disubstituted α,β -unsaturated esters **61**.

iminium ion **Int. XVII** which enabled a *Si*-face attack by **54** to give intermediate enamine/iminium **Int. XVIII**. This intermediate underwent a reversible enamine/iminium transformation followed by spontaneous hydrolysis and intramolecular cyclization to afford cyclic chiral hemiaminal **60**.

3-Aminobenzofuran nucleophiles **54** can also be reacted with β,β -disubstituted α,β -unsaturated esters **61** by means of NHC-catalysis, as reported by the group of Xu and Chen (Scheme 36).⁴⁶ The final products **62** bearing a quaternary stereocenter were obtained in moderate to excellent yields (69–99%) and excellent enantioselectivities (94–99% ee). A number of esters **61** with different substitution patterns at the β -position were tested, obtaining good results independently of the electronic character of the substituents (94–99% ee). The reaction also tolerates substituents at the C-5 and C-6 of aminobenzofurans **54**. The absolute configuration of the products was established by X-ray crystallographic analysis and a 3 mmol scale reaction was performed, obtaining the product in 91% yield and with 98% ee. The tosyl protecting group can be removed using Na/naphthalene and the obtained secondary lactam was treated with DIBAL-H generating a dihydropyridin-3-one by benzofuran ring opening.

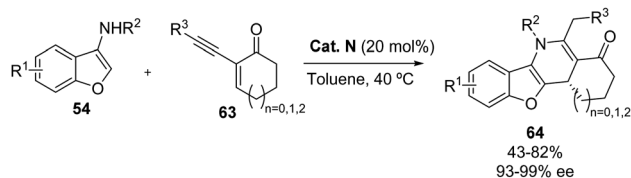
The authors propose a mechanistic pathway for the formal [3+3] cycloaddition reaction that is depicted in Scheme 37. The



Scheme 37 Proposed mechanism for the synthesis of δ -lactams **62**.



Highlight



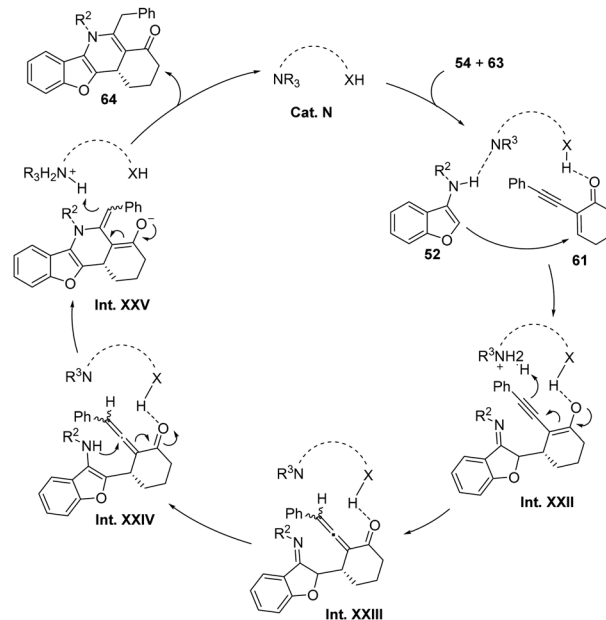
Scheme 38 Enantioselective formal [3+3] annulation reaction of 3-aminobenzofuran **54** with 2-alkynyl enones **63** catalyzed by a chiral thiourea.

chiral NHC **Cat. ent G** activates the electrophile by the formation of an acylazolium **Int. XIX**. Then, the nucleophile adds selectively to the β -carbon of **Int. XIX**, generating **Int. XX** with a quaternary stereocenter. Subsequent lactamization of **Int. XXI** generates the observed δ -lactams **62** and regenerates the catalyst.

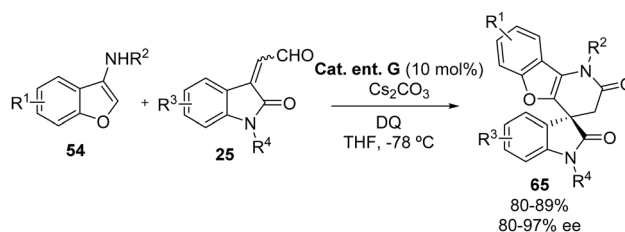
Zhou's group described in 2021 the reaction between 3-aminobenzofurans **54** with 2-alkynyl enones **63** to obtain tetracyclic compounds **64** using a quinine-derived thiourea **Cat. N** as the catalyst (Scheme 38).⁴⁷ The corresponding dihydropyridines **64** were obtained in moderate to good yields (43–82%) and with high to excellent enantioselectivities (83–99% ee). The authors tested several 2-alkynyl enones **63**. Analyzing the results, for the alkynyl moiety in substrate **63**, both electron-rich and electron-deficient substitutions at the *ortho*, *meta* or *para* position in the aromatic rings were tolerated, giving products **64** in good yields with excellent ee values (up to 92%). When aliphatic substituents such as *n*-butyl and cyclopropyl were incorporated, due to the low reactivity, a higher temperature (60 °C) had to be applied to achieve better conversions, and the products were obtained with lower yields (43% and 50%, respectively), but with good enantiomeric excesses (92% ee and 83% ee, respectively). The ring size of substrate **63** was also evaluated under the standard reaction conditions, and cyclopentenone- and cycloheptenone-derived 2-(1-alkynyl)-2-alken-1-ones **63** gave the corresponding fused products **64** with slightly lower yields and enantioselectivities compared with the cyclohexanone. Substituents at C-5 and C-6 were tolerated in nucleophiles **54**, and good results were obtained independently of the electronic character of the substituents. More than a gram of final product was obtained when the reaction was scaled-up to 3 mmol (71%, 95% ee).

As reported by the group of Zhou and Xu, the formal [3+3] annulation occurs as depicted in Scheme 39 where the chiral thiourea **Cat. N** acts as a bifunctional organocatalyst. The conjugated addition of the heterocycle to the thiourea-activated enone forms a new C–C bond (**Int. XXII**) and after a proton transfer, an allenyl ketone intermediate **Int. XXIII** is formed. After a rearomatization, this intermediate (**Int. XXIV**) undergoes cyclization to form the new heterocycle **Int. XXV**, after the addition of the amino group to the sp carbon in the allene. Finally, γ -protonation of intermediate **Int. XXV** afforded the polycyclic 1,4-dihydropyridine **64** and releases the catalyst.

In 2024, the group of Wang reported the reaction between 3-aminobenzofurans **54** and isatin-derived enals **25**, using an NHC catalyst (**Cat. ent G**) under oxidative conditions (Scheme 40).⁴⁸



Scheme 39 Proposed mechanism for the formal [3+3] annulation with alkynyl enones.



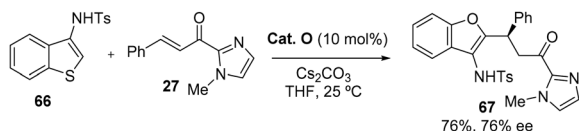
Scheme 40 NHC-catalyzed asymmetric formal [3+3] annulation between 3-aminobenzofurans **54** and isatin-derived enals **25**.

3,4-Piperidinoyl spirooxindoles **65** with a quaternary stereocenter were obtained in good yields (80–89%) and high enantioselectivities (80–97% ee). This strategy permitted a wide range of substituted isatin derivatives possessing diverse electronic properties, as well as either a benzyl, phenyl or methyl protecting group at the N1 position of **25**. Regarding the nucleophile **54**, the authors only tested 3-aminobenzofurans substituted at C-5 and C-6. The authors suggested a mechanism in which the reactive α,β -unsaturated acylazolium is generated by oxidation of the Breslow intermediate formed by the addition of the catalyst to the enal similar to the mechanism depicted in Scheme 16.

6. Electrophilic functionalization of 3-aminobenzothiophene

Benzothiophene is another electron-rich heteroaromatic compound that exhibits interesting biological activities and is present in several drugs.⁴⁹ Although benzothiophenes have an electron-rich heteroaromatic framework, they have been much less studied in electrophilic enantioselective functionalization





Scheme 41 Chiral Rh-catalyzed the asymmetric addition of 3-aminobenzothiophene **66** to 2-acylimidazoles **27**.

than other heteroaromatic compounds. There are few examples reported in the literature using the strategy of the incorporation of an amino group at the C-3 position to increase the nucleophilicity of this heterocycle.

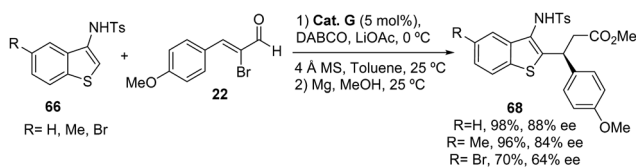
6.1 Enantioselective 1,4-addition of 3-aminobenzothiophenes

There is one example of the addition of 3-aminothiophene **66** to 2-acylimidazoles **27** (Scheme 41) catalysed by the chiral-at-metal rhodium(III) complex **Cat. O** obtaining the corresponding product **67** in 76% yield and 76% enantiomeric excess.⁴³ Compared with 3-aminobenzofurans, 3-aminothiophene **66** gave poorer results.

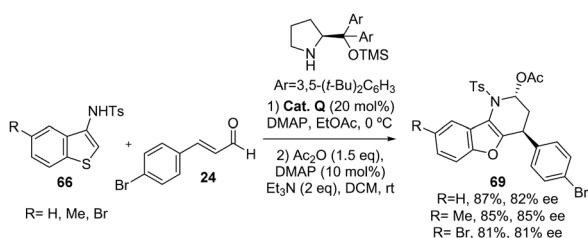
In the report presented by the group of Biju,⁴⁴ for the enantioselective C2-functionalization of 3-aminobenzofurans **54** with 2-bromo-enals **22**, they also reported three examples using 3-aminothiophene derivatives **66** obtaining similar yields for compounds **68** but lower enantioselectivities (64–88% ee) than when 3-aminobenzofuran derivatives were used (Scheme 42).

6.2 Formal [3+3] cyclizations using 3-aminobenzothiophenes

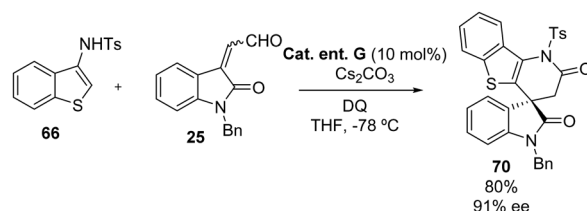
In the reported methodology by Yang and Deng,⁴⁵ the nucleophilic addition of 3-aminobenzothiophenes to enals catalyzed by the prolinol organocatalyst was also evaluated (Scheme 43). In this case, the authors re-optimised the reaction conditions using **Cat. Q** as an organocatalyst and EtOAc as the solvent and performing an acetylation to facilitate purification and characterization of the reaction products **69**. Under these conditions, the corresponding [3+3]-cyclization products **69** were



Scheme 42 NHC-catalyzed the reaction between 3-aminobenzothiophene **66** and 2-bromo-enals **22**.



Scheme 43 Prolinol-catalyzed addition of 3-aminobenzothiophenes to enals **24**.



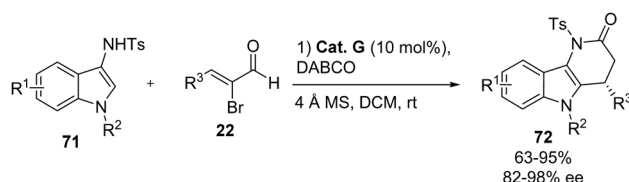
Scheme 44 NHC-catalyzed oxidative annulation between 3-aminobenzothiophene and isatin-derived enals.

obtained with lower results compared with aminobenzofurans (81–87%, 81–85% ee).

In the described synthetic method by Wang in 2024,⁴⁸ 3-aminobenzothiophene was also evaluated as a nucleophile, in the [3+3] annulation with isatin-derived enals catalysed by chiral NHC catalyst **Cat. ent. G**. The corresponding 3,4-piperidinoyl spirooxindoles **70** were obtained in 80% yield with 91% ee (Scheme 44). This result is similar to that obtained with 3-aminobenzofuran.

7. Electrophilic functionalization of 3-aminoindole

Indoles are the most studied heteroaromatic compound in the asymmetric functionalization with electrophiles,⁷ and the most reactive position in this scaffold is the C-3 carbon. However, there are several strategies to functionalize the C-2 position.⁵⁰ The introduction of an amino group at the C-3 position can be used for the asymmetric functionalization at the C-2 position of indoles. In fact, there is one example using this strategy reported by Du and his group in 2022. They investigated the nucleophilic addition of 3-aminoindoles **71** to bromoenals **22** catalyzed by NHC catalyst **Cat. G** (Scheme 45).⁵¹ The corresponding δ -carbolinones **72** were obtained in moderate to excellent yields (63–95%) and excellent enantioselectivities in most of the cases (82–98% ee). In this methodology a wide range of α -bromo-enals **22** were tested, obtaining the corresponding products **72** with good results when the β -substituents are aryl or heteroaryl groups, but the reaction did not take place when an alkyl group is present. Interestingly, the same products can be obtained using simple cinnamaldehyde under oxidative conditions, using 1 equivalent of a diphenylquinone (DQ) as the oxidant. The authors proved the scalability of the process up to 1 mmol scale and they showed that the tosyl protecting group can be removed by treatment with SmI_2 .



Scheme 45 NHC-catalyzed oxidative [3+3] annulation between 3-aminoindoles **71** and α -bromo-enals **22**.



Conclusions

As summarized in this review, we have shown that highly remarkable and important nitrogen heteroaromatic compounds such as pyrazoles, isothiazoles and isoxazoles can be functionalized with electrophiles in an stereoselective way by the introduction of an exocyclic amino group. Several successful electrophilic functionalization methodologies for the enantioselective synthesis of these chiral nitrogen heterocycles have been described in the literature over the last four years. Most of the developed methods used organocatalysis to achieve this goal. Generally, the examples reported involve the nucleophilic 1,4-additions of these nitrogen heterocycles to α,β -unsaturated aldehydes using chiral NHC catalysis followed by an intramolecular lactam formation leading to a formal [3+3] cycloaddition. Interestingly, three atroposelective arylations have been described through organocatalytic 1,4-additions using quinone derivatives or azonaphthalenes as electrophiles. Moreover, several 1,2-additions to ketimines have been described. However, the number of electrophiles is still low (activated ketimines, quinone derivatives, α,β -unsaturated aldehydes, α,β -unsaturated 2-acyl imidazoles or β,γ -unsaturated α -ketoesters). Therefore, there is still room for the development of new electrophilic functionalization reactions using other electrophiles such as ketones and activated ketones, aldehydes, aldimines, nitroalkenes or simply α,β -unsaturated ketones. Regarding N-heteroaromatic compounds, aminopyrazoles and aminoisoxazoles have been the most explored nucleophiles, while the use of 5-aminoisothiazoles is still underdeveloped with only one example described in the literature. Therefore, there are future possibilities of research with this nitrogen heterocycle.

Author contributions

C. V. planned and supervised the project and G. B., A. M., M. M.-M., A. S.-M. and C. V. wrote the manuscript.

Data availability

No primary research results, software or code have been included and no new data were generated or analysed as part of this review.

Conflicts of interest

There are no conflicts to declare.

Acknowledgements

Financial support from Grant PID2020-116944GB funded by MCIN/AEI/10.13039/501100011033 and Grant CIAICO/2021/147 funded by Conselleria d'Educació, Universitats i Ocupació are acknowledged.

Notes and references

- (a) C. J. Moody, *Advances in Nitrogen Heterocycles*, AI Press Ltd., London, 1999; (b) K. L. Ameta, R. Kant, A. Penoni, A. Maspero and

- L. Scapinello, *N-Heterocycles Synthesis and Biological Evaluation*, Springer, Singapore, 2022.
- (a) E. Kabir and M. Uzzaman, *Results Chem.*, 2022, **4**, 100606; (b) M. Heravi and V. Zadsirjan, *RSC Adv.*, 2020, **10**, 44247–44311; (c) E. Vitaku, D. T. Smith and J. T. Njardarson, *J. Med. Chem.*, 2014, **57**, 10257–10274.
- (a) D. Chen, S.-J. Su and Y. Cao, *J. Mater. Chem. C*, 2014, **2**, 9565–9578; (b) P. F. Pagoria, G. S. Lee, A. R. Mitchell and R. D. Schmidt, *Thermochim. Acta*, 2002, **384**, 187–204.
- (a) C. Lamberth, *Pest Manage. Sci.*, 2013, **69**, 1106–1114; (b) D. Quiroga and E. Coy-Barrera, *Organics*, 2023, **4**, 503–523.
- (a) T. Aniszewski, *Alkaloids: Chemistry, Biology, Ecology, and Applications*, Elsevier, Oxford, 2015; (b) C. T. Walsh, *Tetrahedron Lett.*, 2015, **56**, 3075–3081.
- (a) M. G. Vinogradov, O. V. Turova and S. G. Zlotin, *Org. Biomol. Chem.*, 2019, **17**, 3670–3708; (b) M. G. Vinogradov, O. V. Turova and S. G. Zlotin, *Adv. Synth. Catal.*, 2021, **363**, 1466–1526; (c) N. Hoffmann, *Photochem. Photobiol. Sci.*, 2021, **20**, 1657–1674; (d) J. Yu, F. Shi and L.-Z. Gong, *Acc. Chem. Res.*, 2011, **44**, 1156–1171.
- (a) G. Bartoli, G. Bencivennia and R. Dalpozzo, *Chem. Soc. Rev.*, 2010, **39**, 4449–4465; (b) R. Dalpozzo, *Chem. Soc. Rev.*, 2015, **44**, 742–778; (c) J.-B. Chen and Y.-X. Jia, *Org. Biomol. Chem.*, 2017, **15**, 3550–3567; (d) M. Bandini, A. Melloni, S. Tommasi and A. Umani-Ronchi, *Synlett*, 2005, 1199–1222; (e) T. Ahmad, S. Khan and N. Ullah, *ACS Omega*, 2022, **7**, 35446–35485.
- (a) D. Gaviña, M. Escolano, J. Torres, G. Alzueta-Piña, M. Sánchez-Roselló and C. del Pozo, *Adv. Synth. Catal.*, 2021, **363**, 3439–3470; (b) B. Borah, K. D. Dwivedi and L. R. Chowhan, *Asian J. Org. Chem.*, 2021, **10**, 2709–2762.
- (a) A. Schmidt and A. Dreger, *Curr. Org. Chem.*, 2011, **15**, 1423–1463; (b) S. Fustero, M. Sánchez-Roselló, P. Barrio and A. Simón-Fuentes, *Chem. Rev.*, 2011, **111**, 6984–7034; (c) V. Kumar, K. Kaur, G. K. Gupta and A. K. Sharma, *Eur. J. Med. Chem.*, 2013, **69**, 735–753; (d) E. Kang, H. T. Kim and J. M. Joo, *Org. Biomol. Chem.*, 2020, **18**, 6192–6210.
- (a) N. Agrawal and P. Mishra, *Med. Chem. Res.*, 2018, **27**, 1309–1344; (b) S. Fuse, T. Morita and H. Nakamura, *Synthesis*, 2017, 2351–2360; (c) F. Hu and M. Szoftak, *Adv. Synth. Catal.*, 2015, **357**, 2583–2614; (d) S. Madhavan, S. K. Keshri and M. Kapur, *Asian J. Org. Chem.*, 2021, **10**, 3127–3165.
- (a) H. F. Anwar and M. H. Elnagdi, *ARKIVOC*, 2009, 198–250; (b) R. Aggarwal, V. Kumar, R. Kumar and S. P. Singh, *Beilstein J. Org. Chem.*, 2011, **7**, 179–197; (c) J. Fichez, P. Busca and G. Prestat, *Targets Heterocycl. Syst.*, 2018, **22**, 322–347; (d) A. Shaabani, M. T. Nazari and R. Afshari, *Mol. Diversity*, 2019, **23**, 751–807.
- (a) S. T. Moe, A. B. Thompson, G. M. Smith, R. A. Fredenburg, R. L. Stein and A. R. Jacobson, *Bioorg. Med. Chem.*, 2009, **17**, 3072–3079; (b) M. H. Helal, M. A. Salem and H. Aly, *J. Heterocycl. Chem.*, 2017, **54**, 2614–2626; (c) K. S. Gudmundsson, B. A. Johns and J. Weatherhead, *Bioorg. Med. Chem. Lett.*, 2009, **19**, 5689–5692.
- (a) P. Giori, M. Guarneri, D. Mazzota, G. Vertuani and C. Branca, *Farmaco Sci.*, 1979, **34**, 277–283; (b) C. B. Vicentini, T. Poli, M. Manfrini, M. Guarneri, P. Giori and V. Brandolini, *Farmaco Sci.*, 1987, **42**, 133–143.
- (a) R. Aggarwal and S. Kumar, *Beilstein J. Org. Chem.*, 2018, **14**, 203–242; (b) M. Lusardi, A. Spallarossa and C. Brullo, *Int. J. Mol. Sci.*, 2023, **24**, 7834.
- L. Carceller-Ferrer, A. González del Campo, C. Vila, G. Blay, M. C. Muñoz and J. R. Pedro, *Eur. J. Org. Chem.*, 2020, 7450–7454.
- A. G. Woldegiorgis, Z. Han and X. Lin, *Adv. Synth. Catal.*, 2022, **364**, 274–280.
- X.-X. Qiao, Y. He, T. Ma, C.-P. Zou, X.-X. Wu, G. Li and X.-J. Zhao, *Chem. – Eur. J.*, 2023, **29**, e202203914.
- X. Gao, C. Li, L. Chen and X. Li, *Org. Lett.*, 2023, **25**, 7628–7632.
- X. Luo, S. Li, Y. Tian, Y. Tian, L. Gao, Q. Wang and Y. Zheng, *Eur. J. Org. Chem.*, 2024, e202400254.
- D. Bhattacharjee, B. Kshiar and B. Myrboh, *RSC Adv.*, 2016, **6**, 95944–95950.
- A. G. Woldegiorgis, Z. Han and X. Lin, *Org. Lett.*, 2022, **24**, 4058–4063.
- G. Nie, J. Sun, C. Mou, K. Tang, Y. R. Chi and T. Li, *Org. Lett.*, 2023, **25**, 134–139.
- Y. Li, X. Huang, J. He, S. Peng, J. Wang and M. Lang, *Adv. Synth. Catal.*, 2023, **365**, 490–495.
- Q. Wu, J. Han, J. Huang, H. Zhang, M. Ren, X. Zhang and Z. Fu, *Org. Biomol. Chem.*, 2023, **21**, 6898–6902.



- 25 J. Li, X.-Y. Duan, X. Ren, Y. Li and J. Qi, *J. Org. Chem.*, 2023, **88**, 16621–16632.
- 26 S. Zhu, X. Tian, J. Liu, B. Dai and S.-W. Li, *Org. Lett.*, 2024, **26**, 3487–3492.
- 27 W. S. Hamama, M. E. Ibrahim and H. H. Zoorob, *Synth. Commun.*, 2013, **43**, 2393–2440.
- 28 (a) K. Zhu, J. Mo, H. Z. Lin, Y. Chen and H. P. Sun, *Bioorg. Med. Chem.*, 2018, **26**, 3065–3075; (b) A. Sysak and B. Obminska-Mrukowicz, *Eur. J. Med. Chem.*, 2017, **137**, 292–309; (c) M. A. Barmade, P. R. Murumkar, M. K. Sharma and M. R. Yadav, *Curr. Top. Med. Chem.*, 2016, **16**, 2863–2883.
- 29 H. Liu, Y. Yan, M. Li and X. Zhang, *Org. Biomol. Chem.*, 2021, **19**, 3820–3824.
- 30 M. Li, Y. Chen, Y. Yan, M. Liu, M. Huang, W. Li, L. Cao and X. Zhang, *Org. Biomol. Chem.*, 2022, **20**, 8849–8854.
- 31 S. Gao, X. Sun, S. Peng, Z. Zha, Q. Sun and Z. Wang, *Org. Biomol. Chem.*, 2024, **22**, 3391–3395.
- 32 J. Jiaping, A. G. Woldegiorgis and X. Lin, *RSC Adv.*, 2023, **13**, 18964–18973.
- 33 T. A. Schmidt, V. Hutskalova and C. Sparr, *Nat. Rev. Chem.*, 2024, **8**, 497–517.
- 34 W. Luo, H. Guo, X. Qiu, M. Ming, L. Zhang, H. Zhu and J. Zhou, *Org. Lett.*, 2024, **26**, 2564–2568.
- 35 H. Liu, Y. Yan, J. Zhang, M. Liu, S. Cheng, Z. Wang and X. Zhang, *Chem. Commun.*, 2020, **56**, 13591–13594.
- 36 W. Li, M. Gao, M. Li, S. Yang and X. Zhang, *Asian J. Org. Chem.*, 2024, **13**, e202400055.
- 37 K. Li, S. Gao, Z. Zha and Z. Wang, *Org. Biomol. Chem.*, 2023, **21**, 4404–4408.
- 38 X. Huang, Y. Li, J. He, S. Peng, J. Wang and M. Lang, *Org. Chem. Front.*, 2023, **10**, 963–969.
- 39 (a) R. V. Kaberdina and V. I. Potkin, *Russ. Chem. Rev.*, 2002, **71**, 673–694; (b) A. Alam, K. Shimada, W. Khan and D. Hossain, *Med. Anal. Chem. Int. J.*, 2019, **3**, 00137; (c) A. V. Kletskov, N. A. Bumagin, F. I. Zubkov, D. G. Grudinina and V. I. Potkin, *Synthesis*, 2020, 159–188.
- 40 Y. Yan, M. Li, Q. Shi, M. Huang, W. Li, L. Cao and X. Zhang, *Asian J. Org. Chem.*, 2023, **12**, e202200578.
- 41 (a) Y.-H. Miao, Y.-H. Hu, J. Yang, T. Liu, J. Sun and X.-J. Wang, *RSC Adv.*, 2019, **9**, 27510–27540; (b) A. Mushtaq, A. F. Zahoor, S. Ahmad, M. J. Saif, A. ul Haq, S. G. Khan, A. A. Al-Mutairi, A. Irfan, S. A. Al-Hussain and M. E. A. Zaki, *ACS Omega*, 2024, **9**, 20728–20752; (c) H. Khanam and Shamsuzzaman, *Eur. J. Med. Chem.*, 2015, **97**, 483–504.
- 42 Y. Wang, X. Huang, H. Ji, H. Zhou, H. Gao and J. Xu, *J. Org. Chem.*, 2023, **88**, 15486–15493.
- 43 H. Zhang, S. Li, Q. Kang and Y. Du, *Org. Chem. Front.*, 2019, **6**, 3683–3687.
- 44 S. Barik, S. Shee, A. Ghosh and A. T. Biju, *Org. Lett.*, 2020, **22**, 3865–3869.
- 45 X.-F. Ding, R.-H. Su, W.-L. Yang and W.-P. Deng, *Adv. Synth. Catal.*, 2018, **360**, 4168–4177.
- 46 C. He, Y. Zhou, Z. Li, J. Xu and X. Chen, *Org. Chem. Front.*, 2021, **8**, 1569–1574.
- 47 Z. Li, H. Zhou and J. Xu, *Org. Lett.*, 2021, **23**, 6391–6395.
- 48 L. Li, C. Li, S. Zhang, X. Wang, P. Fu and Y. Wang, *J. Org. Chem.*, 2024, **89**, 5170–5180.
- 49 (a) R. S. Keri, K. Chand, S. Budagumpi, S. B. Somappa, S. A. Patil and B. M. Nagaraja, *Eur. J. Med. Chem.*, 2017, **138**, 1002–1033; (b) T. M. Dhanya, G. Anjali Krishna, D. P. Savitha, A. A. Shanty, K. M. Divya, S. K. Priya and P. V. Mohanan, *Phosphorus, Sulfur Silicon Relat. Elem.*, 2022, **198**, 283–299.
- 50 B. Deka, M. L. Deb and P. K. Baruah, *Top. Curr. Chem.*, 2020, **378**, 22.
- 51 S. Zhang, C. Lin, C. Liu and D. Du, *J. Org. Chem.*, 2022, **87**, 10441–10448.

