

Cite this: *Chem. Sci.*, 2022, 13, 141

All publication charges for this article have been paid for by the Royal Society of Chemistry

Received 29th September 2021  
Accepted 10th November 2021

DOI: 10.1039/d1sc05360d

rsc.li/chemical-science

# Asymmetric synthesis of N–N axially chiral compounds *via* organocatalytic atroposelective *N*-acylation†‡

Wei Lin, Qun Zhao, Yao Li, Ming Pan, Chen Yang, Guo-Hui Yang and Xin Li\*

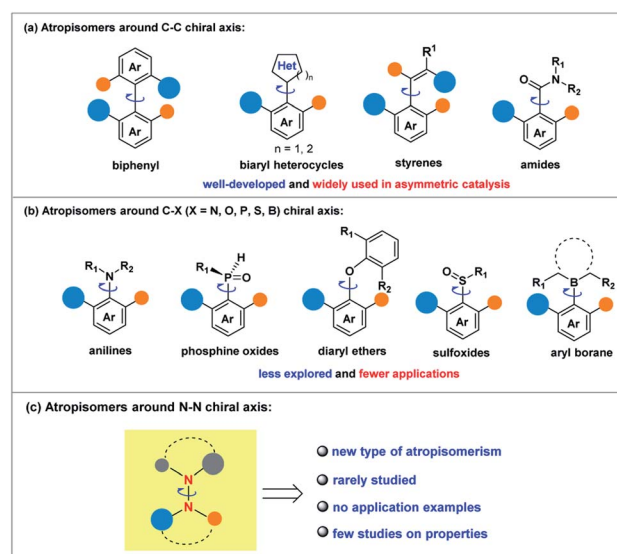
Compared with the well-developed C–C and C–N axial chirality, the asymmetric synthesis of N–N axial chirality remains elusive and challenging. Herein we report the first atroposelective *N*-acylation reaction of quinazolinone type benzamides with cinnamic anhydrides for the direct catalytic synthesis of optically active atropisomeric quinazolinone derivatives. This reaction features mild conditions and a broad substrate scope and produces N–N axially chiral compounds with high yields and very good enantioselectivities. Besides, the synthetic utility of the protocol was proved by a large scale reaction, transformation of the product and the utilization of the product as an acylation kinetic resolution reagent. Moreover, DFT calculations provide convincing evidence for the interpretation of stereoselection.

## Introduction

Axial chirality, which refers to stereoisomerism resulting from the nonplanar arrangement of four groups in pairs about a chiral axis (IUPAC), including atropisomerism, chiral allenes, spiranes, spiroindanes, and so on,<sup>1</sup> has recently been investigated for its potential use in synthesis and asymmetric catalysis.<sup>2</sup> The axially chiral unit was also deemed an important structural element of many bioactive molecules<sup>3</sup> and natural products,<sup>4</sup> enantiomers of which usually exhibit different pharmacological activities and metabolic processes. Atropisomerism, resulting from the restricted rotation around a single bond, which was firstly discovered by Christie and Kenner in 1922 for the investigation of 6,6-dinitrodiphenic acid, is the most representative subclass of axial chirality.<sup>5</sup> Since the 1980s, with the development of enantiopure BINAP ligands in the field of enantioselective transition metal catalysis,<sup>6</sup> the asymmetric synthesis of compounds with atropisomerism elements has attracted extensive attention.<sup>7</sup> Since the introduction of chiral phosphoric acid with the binaphthyl skeleton in asymmetric catalysis by Terada and Akiyama in 2004,<sup>8a,b</sup> especially the development of axially chiral imidodiphosphorimidate by List who won the Nobel Prize in 2021,<sup>8c,d</sup> the past two decades have witnessed the explosive progress of atropisomeric compound-based chemistry and a series of efficient synthetic strategies have been developed for the construction of these type of

compounds, which served as versatile building blocks for abundant privileged ligands and synthetically useful catalysts.<sup>9</sup>

Although the related research fields have been greatly promoted, the mainly studied types of atropisomeric molecules are C–C axially chiral compounds represented by axially chiral biarylbenzene ring type compounds and axially chiral heteroaromatic compounds (Scheme 1a). In stark contrast, fewer studies on the synthesis and application of atropisomers with C–X (X = N, O, P, S, B) axes have been reported (Scheme 1b),<sup>1–10</sup>



Scheme 1 (a) Atropisomers around the C–C chiral axis. (b) Atropisomers around the C–X chiral axis. (c) Atropisomers around the N–N chiral axis.

State Key Laboratory of Elemento-Organic Chemistry, College of Chemistry, Nankai University, Tianjin 300071, China. E-mail: xin\_li@nankai.edu.cn

† Dedicated to the 100th anniversary of Chemistry at Nankai University.

‡ Electronic supplementary information (ESI) available: Experimental procedures and characterization data. CCDC 2045433. For ESI and crystallographic data in CIF or other electronic format see DOI: 10.1039/d1sc05360d



probably due to the fact that compared to C–C axially chiral compounds, C–X atropisomers usually possess lower rotation barriers, leading to difficulties in the preservation of conformational stability. What is more, it is a pity that X–X atropisomers, such as atropisomers with the N–N chiral axis (Scheme 1c), have been extremely rarely studied to date.<sup>11</sup> Just before the submission of this manuscript, the synthesis methods of N–N axially chiral compounds by allylic alkylation and Friedel–Crafts alkylation were reported.<sup>12</sup> It is valuable to note that the increasing demand for enantioenriched axially chiral compounds in asymmetric catalysis and drug discovery has stimulated the development of not only efficient methods for these privileged scaffolds, but also the design and synthesis of new types of axially chiral compounds. The latter is more likely to make innovative contributions in fundamental research and related application exploration. For instance, N–N axially chiral skeletons exist widely in drug molecules (e.g., norcantharidin derivative<sup>13</sup>) and natural products (e.g., schischkiniin<sup>14</sup>) and are also used as ligands (e.g., BIMIP<sup>15</sup>) (Scheme 2a). Therefore, the development of practical methods for the enantioselective preparation of atropisomers with the N–N chiral axis is very meaningful and highly desirable (Scheme 1c).

As is known, one reason for the racemization process of atropisomers is the rotation of the chiral axis that is governed by several factors such as steric hindrance around the chiral axis, electronic factors and so on.<sup>16</sup> In fact, Verma and Prasad have shown that the barrier to rotation around an N–N bond is maximized when both nitrogens are acylated (*N,N*-diacetylaminocamphorimide is in excess of 97 kJ mol<sup>−1</sup>),<sup>17</sup> and this increased barrier to rotation can be rationalised in terms of a destabilizing interaction in the transition state for rotation arising from the eclipsing of the filled orbitals on each sp<sup>2</sup>-hybridised nitrogen constituting the N–N bond (Scheme 2b). Based on the above-mentioned background, herein, we attempt

to carry out the asymmetric catalytic synthesis of atropisomers with the N–N axis (Scheme 2c).

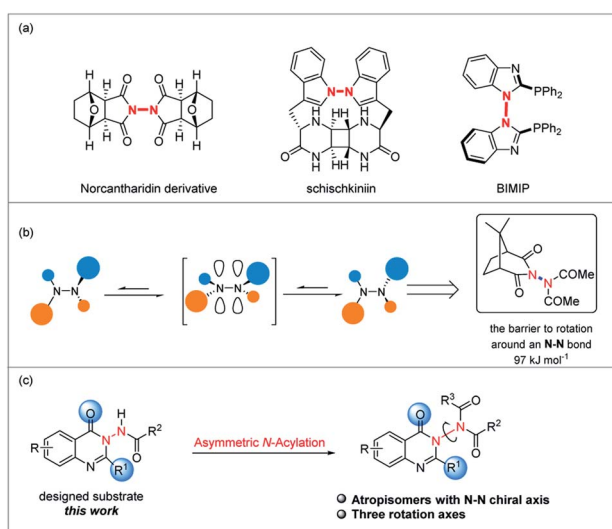
## Results and discussion

### Selection of the asymmetric catalytic reaction

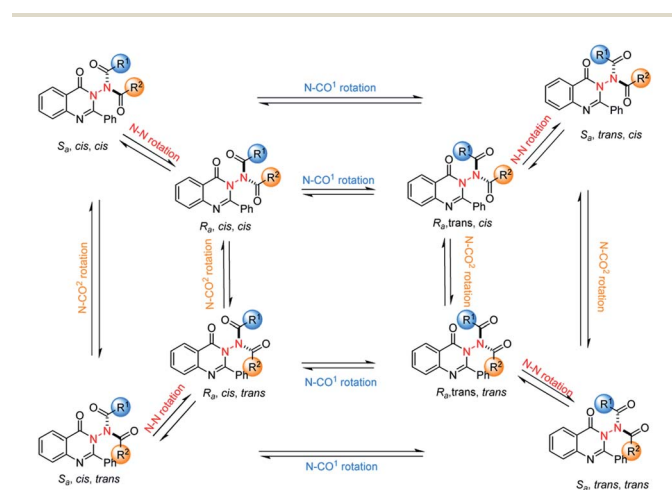
To probe the feasibility of this goal, we prepared compound **1a** with quinazolin-4(3*H*)-one as the core structure, which was synthesized efficiently through a three-step procedure from cheap and readily available 2-aminobenzoate (see the ESI†). With the substrate in hand, we intended to choose an organocatalytic asymmetric acylation reaction to construct N–N axially chiral compounds. The reason for choosing the acylation reaction is that there are three rotation axes in the target product, which makes the product theoretically have eight isomers (Scheme 3). It should be noted that the compounds with multiple chiral axes connected to the same atom are of great significance for enriching the types of axially chiral compounds.<sup>18</sup> In 2014, a study of Miller, which researched a two-axis system containing C–N and Ar–CO axes, suggested that the enantiomeric pair around the Ar–CO axis was produced under the kinetic influence of a chiral catalyst, the *cis/trans* ratio was controlled by thermodynamics and the system equilibrium resulted from the interplay of kinetics and thermodynamics.<sup>19</sup> Therefore, the challenges of the proposed atroposelective acylation strategy mainly stem from the following issues: (1) the reaction has to be conducted under mild conditions in order to ensure good asymmetric induction and maintain the chirality due to the relatively low atropostability of the resulting products. (2) The product in the final equilibrium state should have a high main isomer content. Moreover, to merit the goal of high enantiocontrol and economy, the chiral catalyst must be readily available and inexpensive.

### Optimization of the reaction conditions

With *N*-(4-oxo-2-phenylquinazolin-3(4*H*)-yl)benzamide **1a** as the promised nucleophile, cinnamic anhydride **2a** was selected as



**Scheme 2** (a) Bioactive molecules, natural products and ligands containing the N–N axis. (b) The barrier to rotation around an N–N bond. (c) Our strategy for the enantioselective preparation of atropisomers with the N–N chiral axis (this work).



**Scheme 3** Challenges of the asymmetric synthesis of the currently studied chiral amides: two modes of rotation and three rotation axes (blue: N–CO<sup>1</sup> rotation; orange: N–CO<sup>2</sup> rotation; red, N–N rotation).



the reaction partner for the asymmetric acylation reaction (Table 1). Initially, the reaction of **1a** and **2a** was conducted with KO<sup>t</sup>Bu as the base in dichloromethane at room temperature for 16 h under the activation of chiral isothiourea **C1**.<sup>20,21</sup> To our delight, the expected compound **3aa** was obtained with 72% ee and >19 : 1 dr, albeit with 19% yield (Table 1, entry 1). Then isothioureas with different skeletons were examined. As a result, catalyst **C4** gave the best 80% ee (Table 1, entries 1–4). Next, we investigated different bases to improve the reaction outcome. It was found that the weak inorganic bases had a positive effect on the reactivity and gave the product in a medium yield (Table 1, entries 5–8), in which Na<sub>2</sub>CO<sub>3</sub> delivered the best result (68% yield with 82% ee and >19 : 1 dr). To further improve the enantioselectivity and yield, we turned our attention to screen reaction media. The results indicated that the solvent had a significant effect on the reaction (Table 1, entries 9–14). Comprehensively considering the yield and enantioselectivity, THF gave the best 99% yield with 90% ee of **3aa** (Table 1, entry 9). When a 3 Å molecular sieve was added to the reaction, the enantiomeric excess value increased to 91% (Table 1, entry 15). Gratifyingly, when a solvent mixture of toluene and THF (v/v = 5 : 1) was used, the enantioselectivity of **3aa** was further increased to 95% ee (Table 1, entry 16).

## Substrate scope

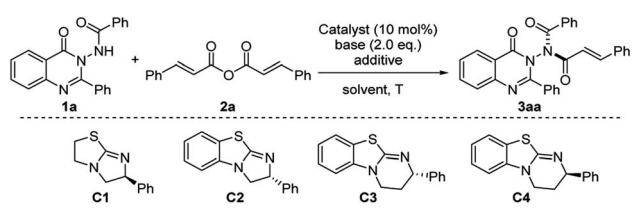
With the optimal reaction conditions in hand, we investigated the scope of quinazolinone **1** and the results are summarized in Table 2. We first examined the substituents on the phenyl group of the quinazolinone skeleton. Both electron-withdrawing groups and electron-donating groups in different positions were well tolerated with this asymmetric acylation reaction, and the corresponding N–N axially chiral products **3aa–3ga** were obtained in moderate to very good yields (57–99%) with excellent stereoselectivities (>19 : 1 dr and 91–97% ee). The acyl moiety bearing different groups was also compatible, regardless of the phenyl rings with different types of substituents or alkyl substituents, and the desired products (**3ha–3oa**) were afforded with excellent enantioselectivities (85–95% ee). Furthermore, aryl and alkyl groups could be presented on the 2-position of quinazolinone, generating the corresponding atropisomeric quinazolinones **3pa–3sa** in 62–95% yields with 89–95% ee and >19 : 1 dr under the standard conditions. To further demonstrate the generality of this strategy, drug-derived acyl groups were installed into the N–N axially chiral product. As a result, the desired atropisomeric quinazolinones bearing indomethacin and naproxen skeletons were prepared with good results (**3ta**, 39% yield, 90% ee and >19 : 1 dr; **3ua**, 47 yield, 83% de and 5 : 1 dr).

Next, using **1a** as the template, a diversity of anhydrides **2** were examined. As shown in Table 3, anhydrides **2** containing either electron-withdrawing or electron-donating groups on the phenyl ring were investigated, and the asymmetric acylation strategy worked efficiently, furnishing the corresponding N–N axially chiral products **3ab–3ae** in 71–96% yields with 89–94% ee and >19 : 1 dr. In addition, the naphthyl group and fused ring were also well tolerated at anhydride, providing the corresponding acylation products **3af** and **3ag** in 96% ee and 94% ee, respectively. Furthermore, the reaction conditions were also suitable for saturated anhydrides, giving the desired products **3ah–3aj** with satisfactory outcomes (58–92% yield, 92–93% ee and >19 : 1 dr). The absolute configuration of **3aa** was determined by X-ray crystallography to be (*R*<sub>a</sub>, *cis*, *cis*) configuration, and that of other products was assigned by analogy.<sup>22</sup> To determine the *cis/cis* conformation, we conducted a NOESY experiment of **3na** in CDCl<sub>3</sub>. According to NOESY spectra, strong NOE between H<sub>a</sub> and H<sub>b</sub> only exists in the *cis/cis*-isomer (see the ESI<sup>†</sup> for details).

## Racemization experiment

In order to examine the stereochemical stability of these N–N axially chiral products, we performed the racemization experiment. As shown in Scheme 4, the comparison of the rotation barrier of **3aa** (27.2 kcal mol<sup>-1</sup>), **3ai** (26.9 kcal mol<sup>-1</sup>), and **3sa** (29.2 kcal mol<sup>-1</sup>) suggested that there was no obvious effect on the stereochemical stability of the acyl group originating from anhydrides but it is closely related to the steric hindrance of the substituent at the quinazolinone 2-position. Electronic properties also had a little impact on the rotation barrier, which was demonstrated by the values of **3pa** (26.9 kcal mol<sup>-1</sup>) and **3qa** (27.2 kcal mol<sup>-1</sup>). The 1.1 kcal mol<sup>-1</sup> energy gap between **3aa**

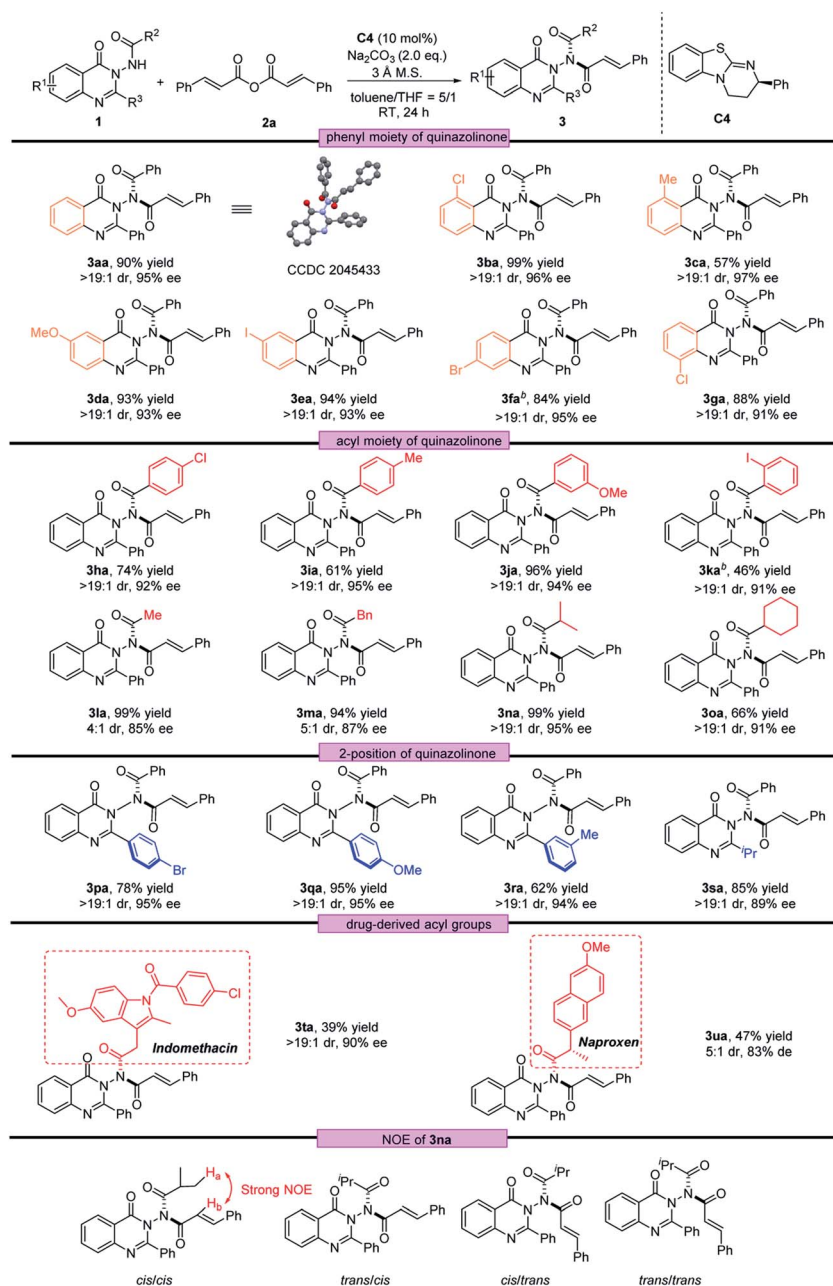
Table 1 Optimization of the reaction conditions<sup>a</sup>



Entry	Cat.	Solvent	Base	Yield <sup>b</sup> (%)	ee <sup>c</sup> (%)	dr <sup>d</sup>
1	C1	DCM	KO <sup>t</sup> Bu	19	72	>19 : 1
2	C2	DCM	KO <sup>t</sup> Bu	23	70	>19 : 1
3	C3	DCM	KO <sup>t</sup> Bu	34	74	>19 : 1
4	C4	DCM	KO <sup>t</sup> Bu	29	80	>19 : 1
5	C4	DCM	K <sub>2</sub> CO <sub>3</sub>	62	80	>19 : 1
6	C4	DCM	Na <sub>2</sub> CO <sub>3</sub>	68	82	>19 : 1
7	C4	DCM	Cs <sub>2</sub> CO <sub>3</sub>	45	79	>19 : 1
8	C4	DCM	NaO <sup>t</sup> Bu	>99	68	>19 : 1
9	C4	THF	Na <sub>2</sub> CO <sub>3</sub>	99	90	>19 : 1
10	C4	Toluene	Na <sub>2</sub> CO <sub>3</sub>	96	92	>19 : 1
11	C4	CH <sub>3</sub> CN	Na <sub>2</sub> CO <sub>3</sub>	17	43	>19 : 1
12	C4	Ether	Na <sub>2</sub> CO <sub>3</sub>	92	92	>19 : 1
13	C4	CHCl <sub>3</sub>	Na <sub>2</sub> CO <sub>3</sub>	63	88	>19 : 1
14	C4	DME	Na <sub>2</sub> CO <sub>3</sub>	69	90	>19 : 1
15 <sup>e</sup>	C4	THF	Na <sub>2</sub> CO <sub>3</sub>	99	90	>19 : 1
16 <sup>e,f</sup>	C4	Toluene/THF = 5/1	Na <sub>2</sub> CO <sub>3</sub>	90	95	>19 : 1

<sup>a</sup> Reaction conditions: a mixture of **1a** (0.1 mmol), **2a** (0.15 mmol), base (2.0 equiv.) and catalyst (10 mol%) in solvent (1.0 mL) was stirred at room temperature for 16 h. <sup>b</sup> Isolated yields. <sup>c</sup> Determined by HPLC analysis. <sup>d</sup> Only one dominant diastereomer was formed, and the ratio of dominant isomer to all other geometric isomers (dr) was >19 : 1, which was determined by <sup>1</sup>H NMR analysis. <sup>e</sup> 3 Å M.S. (20.0 mg). <sup>f</sup> Reaction time of 24 h.



Table 2 Scope of *N*-(4-oxo-quinazolin-3(4*H*)-yl)benzamides<sup>a</sup>

<sup>a</sup> Reaction conditions: a mixture of **1** (0.1 mmol), **2a** (0.15 mmol), **C4** (10 mol%), Na<sub>2</sub>CO<sub>3</sub> (2.0 equiv.) and 3 Å M.S. (20.0 mg) in toluene/THF (5/1, 1.0 mL) was stirred at room temperature for 24 h. <sup>b</sup> Reaction time was 48 h.

and **3ka** indicated that *ortho*-substituted phenyl possessing a large steric hindrance in the acyl moiety of quinazolinone could give a better stability. It is worth noting that **3la** with a small steric methyl group gives a relatively high 28.8 kcal mol<sup>-1</sup> rotation barrier. The reason for this phenomenon is maybe due to the presence of diastereoisomers that resulted from the rotation of the C–N bond (4 : 1 dr, Table 3), in which the methyl group was closer to the carbonyl group of quinazolinone, increasing the steric hindrance. The rotation barriers of **3aa** and **3sa** were also studied by DFT calculations (see the ESI†

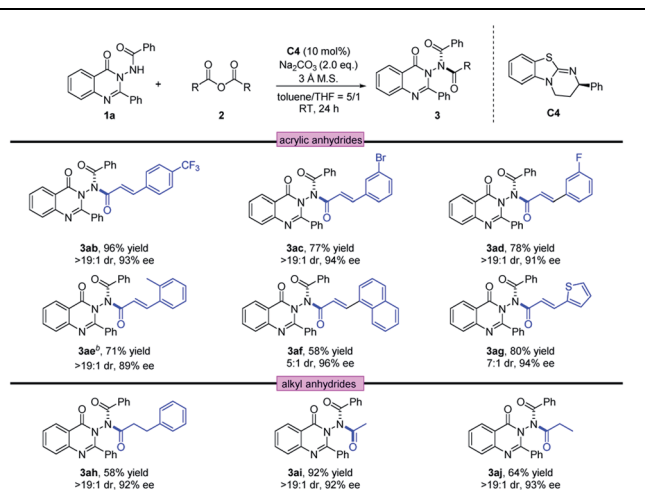
for details). As a result, 27.7 kcal mol<sup>-1</sup> for **3aa** and 28.4 kcal mol<sup>-1</sup> for **3sa** were obtained, respectively, which agrees well with the experimental result.

### Large-scale reaction and transformation

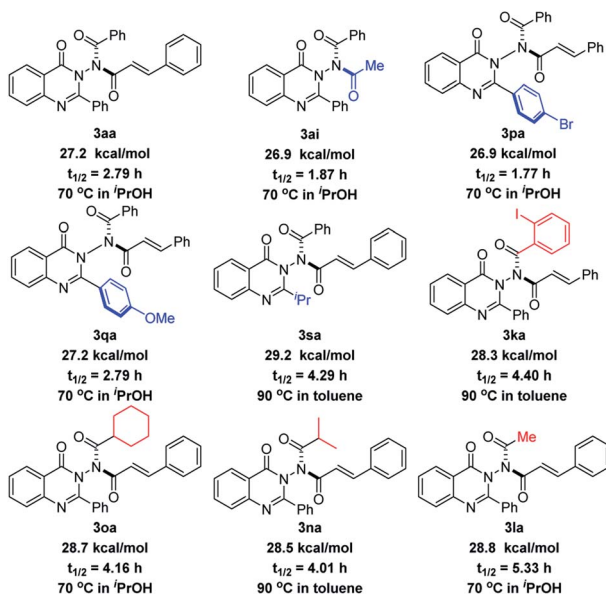
To evaluate the practical utility of this methodology, the reaction of **1a** and **2a** was conducted on a 1 mmol scale under the optimized conditions (Scheme 5). To our delight, the desired *N*-*N* axially chiral quinazolinone **3aa** was obtained in 83% yield





Table 3 Scope of anhydrides<sup>a</sup>

<sup>a</sup> Reaction conditions: a mixture of **1** (0.1 mmol), **2a** (0.15 mmol), **C4** (10 mol%), Na<sub>2</sub>CO<sub>3</sub> (2.0 equiv.) and 3 Å M.S. (20.0 mg) in toluene/THF (5/1, 1.0 mL) was stirred at room temperature for 24 h. <sup>b</sup> The reaction was conducted with 20 mol% of **C4** for 72 h.

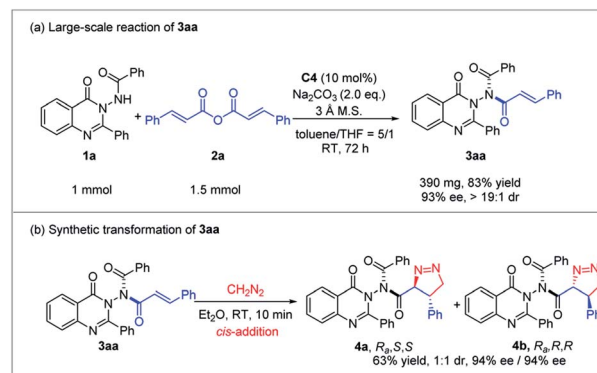


Scheme 4 The rotation barriers and half-times of N–N axially chiral products.

with 93% ee and >19 : 1 dr. Furthermore, **3aa** could react with diazomethane through a 1,3-dipolar cycloaddition process which was a *cis*-addition way to furnish product **4** bearing C-centered chirality and the N–N chiral axis in 63% yield with 94% ee, albeit with 1 : 1 diastereoselectivity (*S/S*, *R/R*).

### Application of N–N axially chiral quinazolinone as an acylating reagent

To demonstrate the application of the synthesized N–N axially chiral quinazolinones, the kinetic resolution of racemic 2-



Scheme 5 The large-scale reaction and transformation.

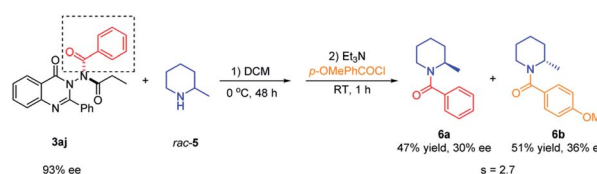
methylpiperidine<sup>23</sup> with **3aj** as the chiral acylation source was attempted. As shown in Scheme 6, the desired product *N*-benzoylamide **6a** was generated in 47% yield with 30% ee, and unreacted 2-methylpiperidine was converted to *p*-methoxy benzoylamide **6b** in 51% yield with 36% ee. Although the selectivity factor was only 2.7, this represented the first example of the utilization of N–N axially chiral compounds as chiral reagents, indicated that the N–N axially chiral scaffold seemed promising for applying in the field of chiral synthesis.

### Exploration of other asymmetric N-nucleophilic reactions

In order to further explore the potential of substrate **1a** in the synthesis of N–N axially chiral compounds, other asymmetric N-nucleophilic reactions were preliminarily attempted. As shown in Scheme 6, **1a** reacted smoothly with benzyl bromide **7a** by using catalyst **C5** under phase transfer catalysis, delivering the corresponding N–N axially chiral product **8a** in 95% yield with 91% ee. Moreover, through a quinidine-catalyzed asymmetric allylic alkylation reaction of **1a** and achiral MBH adduct **7b**, **8b** was obtained in 91% yield with 91% ee (Scheme 7). These results not only enrich the types of N–N axially chiral compounds containing quinazolinone units, but also prove the universality of the asymmetric N-nucleophilic reaction in the construction of N–N axially chiral compounds.

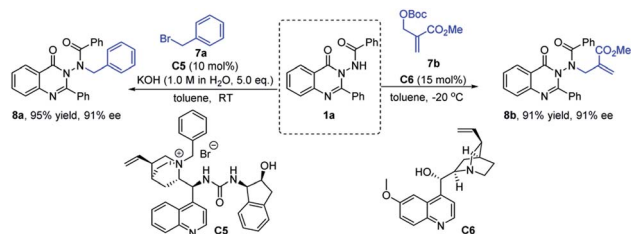
### Theoretical calculations

We performed theoretical calculations<sup>24</sup> to elucidate the origins of the atroposelective *N*-acylation reaction by locating the critical C–N bond-formation transition states. Two most stable transition states for the enantiomers are obtained at the B97D3/def2TZVPP-SMD(toluenel)//M06-2X/6-31g(d) level.<sup>25–27</sup> As we can



Scheme 6 Kinetic resolution of racemic 2-methylpiperidine with N–N axially chiral quinazolinone as the chiral reagent.





Scheme 7 Asymmetric *N*-alkylation reaction and asymmetric *N*-allylation reaction of **1a**.

see from Fig. 1, the energy difference between TS-major and TS-minor is  $1.8 \text{ kcal mol}^{-1}$ , predicting a 90% ee value. The calculations are in good agreement with the experiments (Table 1, entry 10, 92% ee).

Recently, pioneered by Yang and coworkers,<sup>28</sup> the visualization of noncovalent interactions has become a powerful tool to reveal both attractive and repulsive interactions by the color of reduced density gradient isosurfaces. In our study, multiple noncovalent interactions exist in both of the transition states after close examination of the two structures, which can be further proved by Independent Gradient Model (IGM) analysis (Fig. 2 and  $\text{S3}^\ddagger$ ).<sup>29,30</sup> In both transition states, the benzoyl involves two aliphatic C–H $\cdots$ O hydrogen bonds (1.98 and 2.48 Å vs. 2.09 and 2.42 Å), respectively. The carbonyl of quinazolinone also acts as a hydrogen bond acceptor to stabilize transition states. Furthermore, there is an intramolecular hydrogen bond between the aromatic C–H of benzoyl and the carbonyl of quinazolinone in TS-major (2.19 Å), which is stronger than the intermolecular hydrogen bond between the aliphatic C–H and carbonyl of quinazolinone (2.36 Å). Besides, based on the IGM analysis of TS-major (Fig. 2, left), a C–H $\cdots$  $\pi$  interaction (marked in green in Fig. 1) and weak C–H $\cdots$ S interaction (2.96 Å,

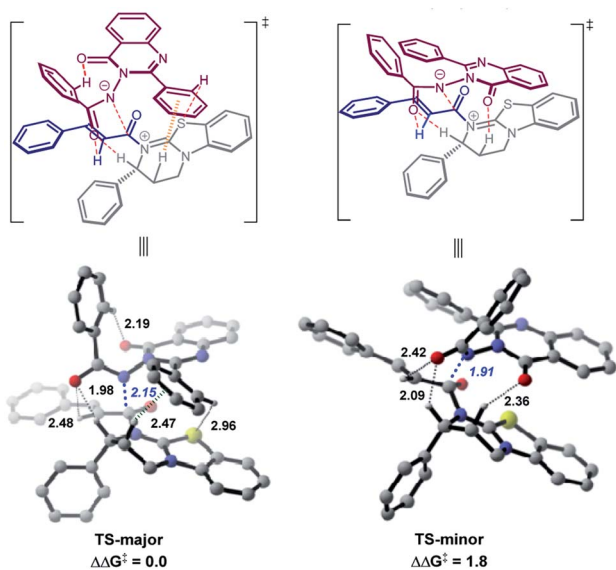


Fig. 1 Calculated transition state structures and their relative free energies catalyzed by C4. Energies are given in  $\text{kcal mol}^{-1}$ . Bond lengths are given in Å.

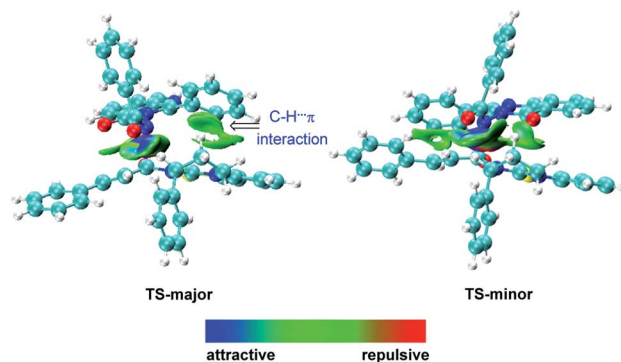


Fig. 2 Independent Gradient Model (IGM) analysis of intermolecular interaction in transition states.

Fig.  $\text{S3}^\ddagger$ ) make contributions to the stability. These two non-covalent interactions are not presented in TS-minor. Thus, from the above analysis, we could believe that the cooperation of multiple noncovalent interactions plays key roles in the stereocontrol.

## Conclusion

In summary, a new class of axially chiral compounds, named *N*–*N* axially chiral compounds, were synthesized by an asymmetric *N*-acylation reaction for the first time. It was worth mentioning that the product contains two rotatable *N*–CO axes in addition to the *N*–*N* axis, which made the stereoselectivity control of the reaction very challenging. The substrate scope was substantial, and a series of quinazolinone derivatives with novel *N*–*N* axially chiral scaffolds were synthesized in excellent yields (up to 99%) with high stereoselectivities (up to >19 : 1 dr, up to 97% ee) *via* a simple chiral isothiourea catalysis under mild conditions. The synthetic utility of the protocol was proved by a large scale reaction, transformation of the product and the utilization of the product as an acylation kinetic resolution reagent. Computational studies were conducted to elucidate the origins of the stereoselectivity of the *N*-acylation reaction.

## Data availability

All experimental and computational data is available in the ESI.<sup>†</sup>

## Author contributions

W. L., G.-H. Yang and X. L. developed the reaction. W. L., Q. Z. and M. P. expanded the substrate scope, performed the synthetic applications and characterized all the products. Y. L. and C. Y. performed the theoretical calculations. X. L. directed the investigations. W. L., Q. Z., Y. L. and X. L. wrote the manuscript.

## Conflicts of interest

There are no conflicts to declare.



## Acknowledgements

We are grateful to the National Natural Science Foundation of China (Grant no. 21971120 and 21933008) for financial support and National Science & Technology Fundamental Resource Investigation Program of China (No. 2018FY201200).

## Notes and references

- 1 E. Kumarasamy, R. Raghunathan, M. P. Sibi and J. Sivaguru, *Chem. Rev.*, 2015, **115**, 11239.
- 2 (a) F. Giacalone, M. Gruttadauria, P. Agrigento and R. Noto, *Chem. Soc. Rev.*, 2012, **41**, 2406; (b) Y. Xiao, Z. Sun, H. Guo and O. Kwon, *J. Org. Chem.*, 2014, **10**, 2089; (c) T. Akiyama and K. Mori, *Chem. Rev.*, 2015, **115**, 9277; (d) J.-H. Xie and Q.-L. Zhou, *Acc. Chem. Res.*, 2008, **41**, 581; (e) M. P. Carroll and P. J. Guiry, *Chem. Soc. Rev.*, 2014, **43**, 819; (f) W. Fu and W. Tang, *ACS Catal.*, 2016, **6**, 4814.
- 3 (a) J. Clayden, W. J. Moran, P. J. Edwards and S. R. LaPlante, *Angew. Chem., Int. Ed.*, 2009, **48**, 6398; (b) P. A. Keller, N. M. Butler and P. M. McCosker, in *Atropisomerism and Axially Chirality*, ed. J. M. Lassaletta, World Scientific, 2019, p. 611.
- 4 G. Bringmann, C. Gunther, M. Ochse, O. Schupp and S. Tasler, in *Progress in the Chemistry of Organic Natural Products*, ed. W. Herz, H. Falk, G. W. Kirby and R. E. Moore, Springer, Vienna, 2001, vol. 82, p. 1.
- 5 G. H. Christie and J. Kenner, *J. Chem. Soc., Trans.*, 1922, **121**, 614.
- 6 A. Miyashita, A. Yasuda, H. Takaya, K. Toriumi, T. Ito, T. Souchi and R. Noyori, *J. Am. Chem. Soc.*, 1980, **102**, 7932.
- 7 For selected reviews: (a) D. Bonne and J. Rodriguez, *Chem. Commun.*, 2017, **53**, 12385; (b) P. Renzi, *Org. Biomol. Chem.*, 2017, **15**, 4506; (c) X.-L. He, C. Wang, Y.-W. Wen, Z. Wang and S. Qian, *ChemCatChem*, 2021, **13**, 3547.
- 8 (a) T. Akiyama, J. Itoh, K. Yokota and K. Fuchibe, *Angew. Chem., Int. Ed.*, 2004, **43**, 1566; (b) D. Uraguchi and M. Terada, *J. Am. Chem. Soc.*, 2004, **126**, 5356; (c) P. García-García, F. Lay, P. García-García, C. Rabalakos and B. List, *Angew. Chem., Int. Ed.*, 2009, **48**, 4363; (d) L. Schreyer, R. Properzi and B. List, *Angew. Chem., Int. Ed.*, 2019, **58**, 12761.
- 9 (a) J. K. Cheng, S.-H. Xiang, S. Li, L. Ye and B. Tan, *Chem. Rev.*, 2021, **121**, 4805; (b) B.-C. Da, S.-H. Xiang, S. Li and B. Tan, *Chin. J. Chem.*, 2021, **39**, 1787; (c) Y.-B. Wang and B. Tan, *Acc. Chem. Res.*, 2018, **51**, 534, and references therein.
- 10 For review, see: (a) O. Kitagawa, *Acc. Chem. Res.*, 2021, **54**, 719; for selected examples, see: (b) O. Kitagawa, M. Kohriyama and T. Taguchi, *J. Org. Chem.*, 2002, **67**, 8682; (c) J. Terauchi and D. P. Curran, *Tetrahedron: Asymmetry*, 2003, **14**, 587; (d) Y. Liu, X. Feng and H. Du, *Org. Biomol. Chem.*, 2015, **13**, 125; (e) A. N. Dinh, R. R. Noorbehesht, S. T. Toenjes, A. C. Jackson, M. A. Saputra, S. M. Maddox and J. L. Gustafson, *Synlett*, 2018, **16**, 2155; (f) B. Yuan, A. Page, C. P. Worrall, F. Escalantes, S. C. Willies, J. J. W. McDouall, N. J. Turne and J. Clayden, *Angew. Chem., Int. Ed.*, 2010, **49**, 7010; (g) G. Zheng, X. Li and J.-P. Cheng, *Org. Lett.*, 2021, **23**, 3997; (h) K. Yang, Y. Mao, J. Xu, H. Wang, Y. He, W. Li and Q. Song, *J. Am. Chem. Soc.*, 2021, **143**, 10048; (i) J. Yang, J.-W. Zhang, W. Bao, S.-Q. Qiu, S. Li, S.-H. Xiang, J. Song, J. Zhang and B. Tan, *J. Am. Chem. Soc.*, 2021, **143**, 12924.
- 11 (a) P. Amabili, A. Amici, A. Civitavecchia, B. Maggiore, M. Orena, S. Rinaldi and A. Tolomelli, *Amino Acids*, 2016, **48**, 461; (b) P. Amabili, A. Amici, G. Campisi, G. Guerra, M. Monari, M. Orena, F. Piccinelli, S. Rinaldi and A. Tolomelli, *Eur. J. Org. Chem.*, 2018, 6524.
- 12 (a) G.-J. Mei, J. J. Wong, W. Zheng, W. A. A. Nangia, K. N. Houk and Y. Lu, *Chem*, 2021, **7**, 2743; (b) X.-M. Wang, P. Zhang, Q. Xu, C.-Q. Guo, D.-B. Zhang, C.-J. Lu and R.-R. Liu, *J. Am. Chem. Soc.*, 2021, **143**, 15005.
- 13 (a) P.-P. Wang, Q.-Y. Lin and F. Zhang, *Acta Crystallogr., Sect. E: Struct. Rep. Online*, 2012, **68**, o381; (b) H. Hong, N. Neamati, H. E. Winslow, J. L. Christensen, A. Orr, Y. Pommier and G. W. A. Milne, *Antiviral Chem. Chemother.*, 1998, **9**, 461; (c) B. Joshi, J. David and D. H. Gawad, *Indian J. Chem.*, 2012, **51**, 10293.
- 14 (a) M. Shoeb, S. Celik, M. Jaspars, Y. Kumarasamy, S. M. MacManus, L. Nahar, P. K. Thoo-Lind and S. D. Sarker, *Tetrahedron*, 2005, **61**, 9001; (b) C. Wang and J. Sperry, *Chem. Commun.*, 2013, **49**, 4349; (c) C. Wang and J. Sperry, *Tetrahedron*, 2014, **70**, 3430.
- 15 (a) T. Benincori, E. Brenna, F. Sannicolò, L. Trimarco, P. Antognazza, E. Cesarotti, F. Demartin, T. Pilati and G. Zotti, *J. Organomet. Chem.*, 1997, **529**, 445; (b) P. Antognazza, T. Benincori, S. Mazzoli, F. Sannicolò and T. Pilati, *Phosphorus, Sulfur Silicon Relat. Elem.*, 1999, **144**, 405.
- 16 (a) M. Maus and W. Rettig, *Chem. Phys.*, 2000, **261**, 323; (b) J.-F. Pan, X.-Y. Hou, S.-J. Chuaa and W. Huang, *Phys. Chem. Chem. Phys.*, 2002, **4**, 3959.
- 17 S. M. Verma and R. Prasad, *J. Org. Chem.*, 1973, **38**, 1004.
- 18 For selected examples: (a) K. Fuji, T. Oka, T. Kawabata and T. Kinoshita, *Tetrahedron Lett.*, 1998, **39**, 1373; (b) T. Kawabata, C. Jiang, K. Hayashi, K. Tsubaki, T. Yoshimura, S. Majumdar, T. Sasamori and N. Tokitoh, *J. Am. Chem. Soc.*, 2009, **131**, 54; (c) J. Clayden, J. Senior and M. Helliwell, *Angew. Chem., Int. Ed.*, 2009, **48**, 6270; (d) R. Costil, H. J. A. Dale, N. Fey, G. Whitcombe, J. V. Matlock and J. Clayden, *Angew. Chem., Int. Ed.*, 2017, **56**, 12533; (e) S. D. Vaidya, S. T. Toenjes, N. S. Yamamoto, M. Maddox and J. L. Gustafson, *J. Am. Chem. Soc.*, 2020, **142**, 2198.
- 19 K. T. Barrett, A. J. Metrano, P. R. Rablen and S. J. Miller, *Nature*, 2014, **509**, 71.
- 20 (a) V. B. Birman and X. Li, *Org. Lett.*, 2006, **8**, 1351; (b) M. Kobayashi and S. Okamoto, *Tetrahedron Lett.*, 2006, **47**, 4347; (c) Merad, J.-M. Pons, O. Chuzel and C. Bressy, *Eur. J. Org. Chem.*, 2016, **34**, 5589.
- 21 Isothiourea catalysts have been successfully applied in the synthesis of axially chiral compounds. For selected examples: (a) S. Qu, M. Greenhalgh and A. D. Smith, *Chem.-Eur. J.*, 2019, **25**, 2816; (b) E. S. Munday, M. A. Grove, T. Feoktistova, A. C. Brueckner, D. M. Walden, C. M. Young, A. M. Z. Slawin,



- A. D. Campbell, P. H.-Y. Cheong and A. D. Smith, *Angew. Chem., Int. Ed.*, 2020, **59**, 7897; (c) D. Li, S. Wang, S. Ge, S. Dong and X. Feng, *Org. Lett.*, 2020, **22**, 5331; (d) J.-Y. Ong, X. Ng, S. Lu and Y. Zhao, *Org. Lett.*, 2020, **22**, 6447.
- 22 CCDC 2045433 (3aa) contains the supplementary crystallographic data for this paper. These data can be obtained free of charge from The Cambridge Crystallographic Data Centre.
- 23 For selected examples:(a) S. A. Robert, B. Emma and J. Michael, *Chem. Commun.*, 1996, 1051; (b) K. Kazuhiru, F. Hiroko, S. Tomoko and M. A. Yasuoki, *Tetrahedron Lett.*, 1999, **40**, 5577; (c) G. A.-S. Abdullah, S. A. Robert, F. John and R. David, *Tetrahedron Lett.*, 2000, **41**, 2239; (d) A. G. Al-Sehemi, R. S. Atkinson and J. Fawcetta, *J. Chem. Soc., Perkin Trans. 1*, 2002, **1**, 257.
- 24 M. J. Frisch, *et al.*, *Gaussian 16, revision C.01*, Gaussian, Inc., Wallingford, CT, 2019, see the ESI for full citation and calculation details.
- 25 (a) Y. Zhao and D. Truhlar, *Theor. Chem. Acc.*, 2008, **120**, 215; (b) F. Weigend and R. Ahlrichs, *Phys. Chem. Chem. Phys.*, 2005, **7**, 3297.
- 26 V. Marenich, C. J. Cramer and D. G. Truhlar, *J. Phys. Chem. B*, 2009, **113**, 6378.
- 27 (a) A. D. Becke, *J. Chem. Phys.*, 1997, **107**, 8554; (b) S. Grimme, *Wiley Interdiscip. Rev.: Comput. Mol. Sci.*, 2011, **1**, 211.
- 28 (a) E. R. Johnson, S. Keinan, P. Mori-Sanchez, J. Contreras-Garcia, A. J. Cohen and W. Yang, *J. Am. Chem. Soc.*, 2010, **132**, 6498; (b) J. Contreras-Garcia, E. R. Johnson, S. Keinan, R. Chaudret, J.-P. Piquemal, D. N. Beratan and W. Yang, *J. Chem. Theory Comput.*, 2011, **7**, 625.
- 29 The noncovalent analysis was conducted with Multiwfn, T. Lu and F. Chen, *J. Comput. Chem.*, 2012, **33**, 580.
- 30 C. Lefebvre, G. Rubez, H. Khartabil, J.-C. Boisson, J. Contreras-García and E. Hénon, *Phys. Chem. Chem. Phys.*, 2017, **19**, 17928.

