

## RESEARCH ARTICLE

View Article Online

View Journal | View Issue



Cite this: *Inorg. Chem. Front.*, 2020, **7**, 3961

# Syndio- and *cis*-1,4 dually selective copolymerization of polar fluorostyrene and butadiene using rare-earth metal catalysts†

Yuanhao Zhong,<sup>a,b</sup> Chunji Wu<sup>a</sup> and Dongmei Cui<sup>ID</sup> <sup>\*,a</sup>

Synthesizing functional butadiene–styrene rubber through coordination polymerization is a theoretical challenge for polymer science, since functional monomers usually deactivate to the applied catalyst. Herein, we report the coordination copolymerization of polar *para*-fluorostyrene (*p*FS) and butadiene (BD) using pyridyl–methylene–fluorenyl supported complexes [(Py-CH<sub>2</sub>-Flu)Ln(CH<sub>2</sub>SiMe<sub>3</sub>)<sub>2</sub>(THF)<sub>*n*</sub> (Ln = Sc (**1a**), *n* = 0; Ln = Lu (**1b**), *n* = 1)] and pyridyl–cyclopentadienyl supported complexes [(Py-Cp)Ln(η<sup>3</sup>-C<sub>3</sub>H<sub>5</sub>)<sub>2</sub> (Ln = Sc (**2a**), Lu (**2b**))]. Strikingly, complexes **2a** and **2b** exhibited dually >99% syndio- and >95% *cis*-1,4 regio- selectivities and showed obvious characteristics of living polymerization. The insertion of *p*FS can be facilely tuned in the full range of 0–100% by changing the *p*FS-to-BD feed ratio. Diblock P(*p*FS-BD) copolymers were isolated by concurrent addition of monomers and the kinetics study of the copolymerization reaction revealed that BD had the privilege to coordinate to the active metal center. Interestingly, the polymerizations of BD and *p*FS *via* pulse loading of BD afforded multi-block copolymers of a novel type of fluoro styrene–butadiene rubber with high thermal stability (*T*<sub>d</sub> = 368 °C). The microstructures of resultant copolymers were confirmed by <sup>1</sup>H and <sup>13</sup>C NMR measurements and different phase morphologies of the di- and multi-block polymers were displayed through atomic force microscopy (AFM).

Received 18th June 2020,  
Accepted 21st August 2020

DOI: 10.1039/d0qi00719f

rsc.li/frontiers-inorganic

## Introduction

Synthetic rubbers have played an irreplaceable role in our modern society since we are living in a world “on wheels”.<sup>1</sup> On the other hand these materials are difficult to reuse and recycle and it is nearly impossible for them to be bio-degraded, and so they are the main source of “black pollution”.<sup>2,3</sup> For the sustainable development of tyre and rubber industries, fabricating “green tyres” has been the challenging project in the past three decades.<sup>2</sup> One of the strategies is to synthesize functional rubbers to improve their compatibility with polar fillers, anticipated to endow tyres with excellent wear resistance (prolonged use time) and low rolling resistance without compromising the wet-skid resistance.<sup>4,5</sup> Styrene–butadiene rubber (SBR) is the most widely used synthetic rubber in passenger cars, to fabricate green tyres, by mixing SBR with functionalized fillers.<sup>6–9</sup> End-functionalizing SBR prepared by anionic

solution polymerization with a halogen group is a convenient method to achieve this target; however, obviously, the number of the incorporated functional groups is rather limited.<sup>10,11</sup> Copolymerization with polar group modified monomers is an alternative, anticipated to control the amount and distribution of polar groups in the main chain.<sup>12–16</sup> Radical copolymerization of styrene with nitrile-functionalized butadiene,<sup>17</sup> 2,3-bis (4-ethoxy-4-oxobutyl)-1,3-butadiene<sup>18</sup> or *N,N*-diethyl-2-methylene-3-butenamide (DEA),<sup>19</sup> respectively, provides functionalized poly(styrene–butadiene) rubbers, where the *cis*-1,4 selectivity of the functional butadiene is rather low and its incorporation also needs to improve. Coordination copolymerization is the most powerful method to adjust the regio- and stereoregularity, when the active species are prone to be deactivated by functional groups.<sup>20–22</sup> We reported for the first time the coordination homo- and copolymerizations of polar styrene monomers including methoxystyrene (MOST) and halogen substituted styrenes with the use of side-armed half-sandwich rare-earth metal complexes, with styrene exhibiting high activity and stereoselectivity.<sup>23–25</sup> Thereafter copolymers composed of polar styrenes/ethylene and anisylpropylenes/ethylene were obtained.<sup>26–28</sup> With respect to polar dienes, copolymerization of 2-(2-methylidenebut-3-enyl)furan (MBEF) with isoprene without a masking reagent was achieved by using the bis

<sup>a</sup>State Key Laboratory of Polymer Physics and Chemistry, Changchun Institute of Applied Chemistry, Chinese Academy of Sciences, Changchun 130022, People's Republic of China. E-mail: dmcui@ciac.ac.cn

<sup>b</sup>University of Chinese Academy of Sciences, Beijing, 100049, P. R. China

†Electronic supplementary information (ESI) available. See DOI: 10.1039/d0qi00719f



**Chart 1** Structures of rare-earth metal catalysts **1** and **2**.

(phosphino)carbazolidetrium precursor.<sup>29</sup> The amino-functionalized styrene and butadiene were mediated to copolymerize; however, a solvent fractionation experiment was needed to obtain pure copolymers.<sup>30</sup> Guo *et al.* recently realized the copolymerization of 4-(*N,N*-diphenylamino)styrene and isoprene to produce functionalized poly(isoprene-styrene).<sup>31</sup>

Despite remarkable characteristics such as low surface energy and superior chemical resistance of fluoropolymers<sup>32</sup> as well as the excellent properties of thermoplastic syndiotactic poly(*p*-fluorostyrene) and elastic *cis*-1,4-PBD,<sup>33</sup> incorporating all these factors into one macromolecular chain, such as fluorinated butadiene-styrene copolymers, with highly regulated microstructures has remained a promising but challenging subject for academic and industrial fields.

Herein, we report the coordination copolymerization of *p*-fluorostyrene (*p*FS) and butadiene (BD) by using rare-earth metal precursors bearing various sterics and electronics (Chart 1). When the sterically less hindered and Lewis acidic rare-earth metal precursors are used, copolymerization of *p*FS and BD occurs rather successfully, in particular in the living mode. The incorporation of polar *p*FS can be adjusted facilely by adjusting the feed-ratio, and its distribution can be di-block and multi-block according to the loading mode. The resultant P(*p*FS-BD) copolymers have >99% syndioregularity for P(*p*FS) sequences and >95% *cis*-1,4-tacticity for PBD sequences, which show a much higher thermal stability ( $T_d = 368\text{ }^\circ\text{C}$ ) than that of commercial SBR.

## Experimental section

### General experimental procedures

All experiments were performed under a dry and oxygen-free nitrogen atmosphere using standard high vacuum Schlenk techniques or in a glove box. All solvents were purified *via* a solvent purification system. *p*-Fluorostyrene was purchased from Aldrich and dried by  $\text{CaH}_2$  under stirring for 48 hours and distilled before use. Catalysts **1** and **2** were synthesized according to the literature.<sup>34,35</sup>  $^1\text{H}$ ,  $^{13}\text{C}$  NMR spectra were recorded on a Bruker AV400 (FT, 400 MHz for  $^1\text{H}$ ; 100 MHz for  $^{13}\text{C}$ ) or AV500 (FT, 500 MHz for  $^1\text{H}$ ; 125 MHz for  $^{13}\text{C}$ ) at  $25\text{ }^\circ\text{C}$  and  $\text{CDCl}_3$  was used as the solvent with  $\text{CHCl}_3$  as the internal standard (7.26 ppm in  $^1\text{H}$  NMR and  $77.16 \pm 0.06$  ppm in  $^{13}\text{C}$  NMR). The molecular weights ( $M_n$ ) and molecular weight distributions of the polymers ( $M_w/M_n$ ) were measured by TOSOH HLC-8220 GPC at  $40\text{ }^\circ\text{C}$  using THF as the eluent (the flow rate was  $0.35\text{ mL min}^{-1}$ ) against polystyrene standards. Differential

scanning calorimetry analyses were carried out on a Q100 DSC from TA Instruments under a nitrogen atmosphere at heating and cooling rates of  $10\text{ }^\circ\text{C min}^{-1}$ . Thermo-gravimetric analysis (TGA) was carried out on the TA Instruments SDT Q600 under a nitrogen atmosphere to characterize the thermal stability. AFM was used to study the surface topography of the spin-coated film. Images were obtained using a SPI3800N AFM (Seiko Instruments Inc., Japan). The cantilevers were operated slightly below their resonance frequency of around 20–150 kHz. Image acquisition was performed under ambient conditions. AFM was used in the tapping mode to reduce tip-induced surface degradation and sample damages. Imaging was conducted in the height and phase modes. The sample was prepared by dipping a silicon wafer into a tetrahydrofuran solution of a polymer sample and then placing it on a flat poly(tetrafluoroethylene) plate to allow the solvent to gradually evaporate. Next, the wafer was heated in a vacuum oven at  $40\text{ }^\circ\text{C}$  to eradicate the solvent before test.

### Homopolymerization of *p*FS

A typical procedure for polymerizing *p*FS is as follows (Table 2, entry 1): under a nitrogen atmosphere and at  $20\text{ }^\circ\text{C}$ , a toluene (0.5 mL) solution of  $[\text{Ph}_3\text{C}][\text{B}(\text{C}_6\text{F}_5)_4]$  (4.8 mg,  $5\text{ }\mu\text{mol}$ ) and a toluene solution (0.5 mL) of complex **2a** (1.9 mg,  $5\text{ }\mu\text{mol}$ ) were added to a 10 mL flask. Then purified *p*FS (0.122 g,  $1.0\text{ mmol}$ ) was added under stirring to initiate the polymerization. The reaction was terminated after 20 min by the addition of a small amount of acidic methanol and the mixture was poured into methanol (50 mL). The precipitated polymer was collected by filtration and dried under vacuum at  $40\text{ }^\circ\text{C}$  to a constant weight (0.122 g, >99%). All other polymerization data were obtained by following the same procedure but with different *p*FS or catalyst feed amounts.

### Copolymerization of *p*FS and BD

A typical procedure for butadiene and *p*FS copolymerization by the concurrent addition of both monomers is as follows (Table 1, entry 5): a toluene (1 mL) solution of  $[\text{Ph}_3\text{C}][\text{B}(\text{C}_6\text{F}_5)_4]$  (4.8 mg,  $5\text{ }\mu\text{mol}$ ) and a toluene solution (1 mL) of complex **2a** (1.9 mg,  $5\text{ }\mu\text{mol}$ ) were added to a 10 mL flask under a nitrogen atmosphere and the mixture was kept under stirring for a few minutes. Then a mixture of *p*FS (0.30 g,  $2.5\text{ mmol}$ ) and butadiene (0.135 g,  $2.5\text{ mmol}$ , 19%<sub>w</sub> in toluene) was added. The reaction was terminated after 10 min by the addition of a small amount of acidic methanol and the mixture was poured into methanol (50 mL). The precipitated copolymer was collected by filtration and dried under vacuum at  $40\text{ }^\circ\text{C}$  to a constant weight (0.294 g, 66%). All other polymerization data were obtained following the same procedure but with different *p*FS-to-BD feed ratios or catalyst.

### Synthesis of multi-block P(*p*FS-BD)

A typical procedure for synthesizing a multi-block P(*p*FS-BD) is as follows: a toluene (0.5 mL) solution of  $[\text{Ph}_3\text{C}][\text{B}(\text{C}_6\text{F}_5)_4]$  (4.8 mg,  $5\text{ }\mu\text{mol}$ ) and a toluene solution (0.5 mL) of complex **2a** (1.9 mg,  $5\text{ }\mu\text{mol}$ ) were added to a 10 mL flask under a nitro-

**Table 1** Copolymerization of *para*-fluorostyrene and butadiene<sup>a</sup>

Entry	Cat	<i>p</i> FS fed (mol %)	Time/min	Conv. (%)	<i>p</i> FS <sup>b</sup> (mol%)	<i>rrrr</i> <sup>b</sup> (%)	Selectivity <sup>b</sup> (%) <i>cis</i> -1,4 : <i>trans</i> -1,4 : 1,2	<i>M<sub>n</sub></i> <sup>c</sup> × 10 <sup>-4</sup>	<i>M<sub>w</sub></i> / <i>M<sub>n</sub></i> <sup>c</sup>
1 <sup>d</sup>	<b>1a</b>	50	10	60.4	n. d	n. d	n. d	n. d	n. d
2 <sup>d</sup>	<b>1b</b>	50	60	32.8	34.2	n. d	n. d	16.7/1.5	1.1/1.8
3	<b>2a</b>	90	10	90.7	89.1	>99	95 : 3 : 2	25.7	1.3
4	<b>2a</b>	70	10	76.0	63.8	>99	95 : 3 : 2	21.7	1.2
5	<b>2a</b>	50	10	66.1	38.7	>99	96 : 3 : 1	15.8	1.1
6	<b>2a</b>	30	10	47.4	4.3	>99	97 : 2 : 1	15.5	1.1
7	<b>2a</b>	10	10	79.3	3.6	>99	97 : 2 : 1	13.8	1.1
8	<b>2b</b>	90	60	84.6	89.6	>99	96 : 2 : 2	24.1	1.3
9	<b>2b</b>	70	60	61.2	56.8	>99	96 : 2 : 2	13.4	1.5
10	<b>2b</b>	50	60	41.1	16.9	>99	96 : 2 : 2	12.4	1.2
11	<b>2b</b>	30	60	49.5	6.8	>99	96 : 2 : 2	15.2	1.2
12	<b>2b</b>	10	60	80.0	3.5	>99	96 : 2 : 2	17.0	1.2

<sup>a</sup> Conditions: [Sc] 5 μmol, [*p*FS] + [BD]/[Sc]/[Ph<sub>3</sub>C][B(C<sub>6</sub>F<sub>5</sub>)<sub>4</sub>] = 1000 : 1 : 1 (mol/mol/mol), toluene 2 mL, *T* = 20 °C. <sup>b</sup> Measured by <sup>1</sup>H NMR and <sup>13</sup>C NMR in CDCl<sub>3</sub> at 25 °C. <sup>c</sup> Determined by GPC in THF at 40 °C against polystyrene standard. <sup>d</sup> [Sc]/[Al<sup>i</sup>Bu] = 1 : 10.

gen atmosphere. The mixture was stirred at room temperature for a few minutes. As soon as purified *p*FS (0.3 g, 2.5 mmol) was added into the above system, butadiene (0.26 g, 4.8 mmol, 13%<sub>w</sub>t in toluene) was added dropwise over 10 min. Then the reaction was terminated by the addition of a small amount of acidic methanol followed by pouring the mixture into methanol (50 mL) to precipitate the copolymer product. The copolymer product was collected by filtration and dried under vacuum at 40 °C to a constant weight (0.47 g, 84%).

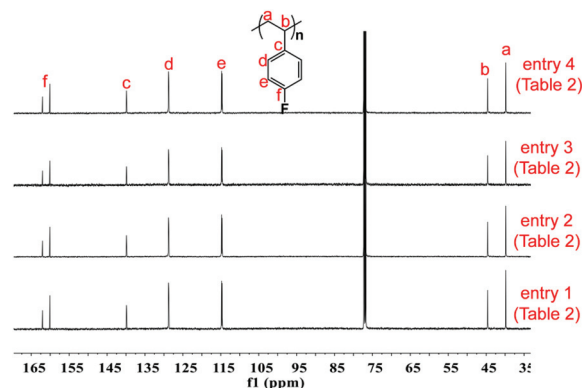
### Kinetics studies for *p*FS and BD copolymerization

To a 50 mL flask were added a toluene solution (5 mL) containing [Ph<sub>3</sub>C][B(C<sub>6</sub>F<sub>5</sub>)<sub>4</sub>] (24 mg, 25 μmol) and complex **2a** (9.5 mg, 25 μmol), under a nitrogen atmosphere at 20 °C. After vigorous stirring for a few minutes, a mixture of *p*FS (0.61 g, 5.0 mmol) and butadiene (0.27 g, 5.0 mmol, 17%<sub>w</sub>t in toluene) was added to the above system, which was evenly divided into five portions, and the reaction was terminated by adding acidic methanol at the set time (44s, 61s, 75s, 92s, 122s), respectively. Each copolymer was collected by filtration and was dried under vacuum at 40 °C and weighed for calculating the conversions of BD and *p*FS. The kinetics study for the copolymerization of *p*FS and BD by complex **2b** was performed following the same procedure as described above.

## Results and discussion

First, the copolymerization of *p*-fluorostyrene (*p*FS) and butadiene (BD) in toluene at room temperature was investigated by using the catalytic systems of **1**/[Ph<sub>3</sub>C][B(C<sub>6</sub>F<sub>5</sub>)<sub>4</sub>]/[Al<sup>i</sup>Bu], which are highly active towards the homopolymerization of *p*FS and the copolymerization with styrene and ethylene, respectively.<sup>25,26</sup> The polymerization catalyzed by **1a** (Flu<sub>cent</sub>-Sc-N (96.26°)) occurred fast but gave a copolymer insoluble in many solvents even under a high temperature of 160 °C. We proposed that cross-linking took place, since the scandium active species is Lewis acidic and can initiate polymerization of the dangling C=C bonds of the 1,2-regulated PBD segments.

When switched to catalyst **1b** (Flu<sub>cent</sub>-Lu-N (92.16°)), the polymerization activity turned out to be very slow. The GPC curve of the isolated polymer shows multi-peaks, suggesting poor controllability of catalyst **1b** during polymerization (Table 1, entries 1 and 2). Catalytic systems based on complexes **2a** and **2b** with smaller bite angles (Cp<sub>cent</sub>-Sc-N (86.6°) and Cp<sub>cent</sub>-Lu-N (84.1°)) possess dual *cis*-1,4 regio- and perfect stereo- selectivities for the polymerization of butadiene and styrene, respectively; however, whether they are tolerant to polar fluorine substituted monomers is still unknown.<sup>36</sup> Thus the homopolymerization of *p*FS using complex **2a** or **2b** upon activation with [Ph<sub>3</sub>C][B(C<sub>6</sub>F<sub>5</sub>)<sub>4</sub>] was first attempted. Complex **2a** showed a high activity to consume *p*FS completely in 20 min and provided perfect syndiotactic P(*p*FS) (*rrrr* > 99%, Fig. 1, entry 1). Changing the *p*FS-to-scandium molar ratio from 200 : 1 to 400 : 1, the molecular weight (*M<sub>n</sub>*) of the resultant poly(*p*FS) increased from 5.2 × 10<sup>4</sup> to 10.3 × 10<sup>4</sup> while the molecular weight distribution remained constant and narrow (Table 2 entries 1 and 2). In addition, the *M<sub>n</sub>* of P(*p*FS) increased linearly in proportion to the monomer conversion ([*p*FS]/[Complex **2a**]/[Ph<sub>3</sub>C][B(C<sub>6</sub>F<sub>5</sub>)<sub>4</sub>] = 1000/1/1) as shown in Fig. 2, suggesting a living polymerization mode. On the other

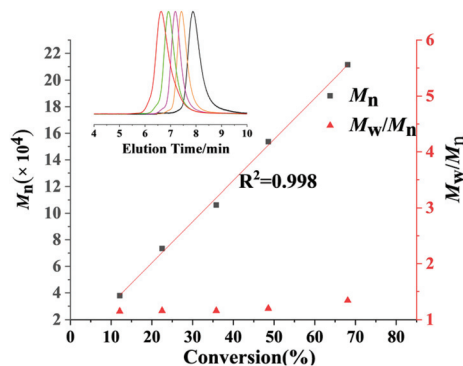


**Fig. 1** <sup>13</sup>C NMR spectra of poly(*p*FS) (125 MHz, CDCl<sub>3</sub>, 25 °C).

**Table 2** Polymerization of *para*-fluorostyrene<sup>a</sup>

Entry	Cat	<i>p</i> FS/ Cat	Time (min)	Conv. (%)	<i>rrrr</i> <sup>b</sup> (%)	<i>M<sub>n</sub></i> <sup>c</sup> × 10 <sup>-4</sup>	<i>M<sub>w</sub></i> / <i>M<sub>n</sub></i> <sup>c</sup>	<i>T<sub>m</sub></i> <sup>d</sup> (°C)
1	2a	200	20	>99	>99	5.2	1.7	323
2	2a	400	20	>99	>99	10.3	2.3	323
3	2b	200	60	51	>99	3.7	1.6	323
4	2b	400	60	50	>99	5.7	2.0	323

<sup>a</sup> Conditions: [Sc] 5 μmol, [Sc]/[Ph<sub>3</sub>C][B(C<sub>6</sub>F<sub>5</sub>)<sub>4</sub>] = 1:1 (mol/mol), Toluene 1 mL, *T* = 20 °C. <sup>b</sup> Measured by <sup>1</sup>H NMR and <sup>13</sup>C NMR in CDCl<sub>3</sub> at 25 °C. <sup>c</sup> Determined by GPC in THF at 40 °C against polystyrene standard. <sup>d</sup> Determined by DSC.

**Fig. 2** Linear growth of molecular weight (*M<sub>n</sub>*) as a function of *p*FS conversion. Inset: GPC traces as detected from the retention time.

hand, complex **2b** also showed a perfect syndioselectivity albeit in a low activity, probably owing to the less acidic lutetium metal center.

The excellent catalysis of 2/[Ph<sub>3</sub>C][B(C<sub>6</sub>F<sub>5</sub>)<sub>4</sub>] for highly selective polymerization of *p*FS prompted us to explore its copolymerization behavior with BD. The copolymerization with **2a** was performed in toluene at 20 °C for 10 min by the concurrent addition of the two monomers under the *p*FS molar fraction varying from 10 to 90 mol%. As shown in Table 1, high conversions were obtained in the full range of monomer feed ratios, indicating distinguished high activities. The <sup>1</sup>H NMR spectrum of the resultant polymer (Fig. 3 (top) (Table 2, entry 4)) shows that the peaks assigned to phenyl protons in P(*p*FS) units appear at δ = 6.29–6.89 ppm, whilst the peaks arising from olefinic protons in the 1,4-tactic PBD segments appear at δ = 5.30–5.46 ppm. According to the integration intensity ratio of the phenyl and olefinic protons, it was found that the *p*FS molar fraction in the copolymers varies corresponding to the loaded one, reaching up to 89.1 mol% when the *p*FS feed ratio was 90 mol%. Catalyst **2b** showed a parallel catalytic behavior to **2a** albeit with lower activity, which is much better than its performance for the homopolymerization of *p*FS.

Gel permeation chromatography (GPC) analyses of these crude P(*p*FS-BD) copolymers without extraction show that the molecular weights are high (*M<sub>n</sub>* = 12.4–25.7 × 10<sup>4</sup>) and the molecular weight distributions are unimodal and narrow (PDI

**Fig. 3** <sup>1</sup>H and <sup>13</sup>C NMR spectra of poly(*p*FS-BD) (Table 1, entry 4) (500 MHz for <sup>1</sup>H NMR and 125 MHz for <sup>13</sup>C NMR, CDCl<sub>3</sub>, 25 °C).

= 1.1–1.5), suggesting that copolymers were obtained successfully instead of a mixture of homopolymers, which is consistent with the single-sited catalytic behavior and obvious characteristics of the living copolymerization fashion.

The microstructures of these copolymers were defined by <sup>13</sup>C NMR spectroscopy analyses. The representative spectrum of a poly(*p*FS-BD) product with a moderate *p*FS content of 63.8 mol% is shown in Fig. 3 (bottom) (Table 2, entry 4). The *ipso*-carbon C<sub>c</sub> giving a doublet at δ = 140.02 ppm with a coupling constant <sup>4</sup>J<sub>C-F</sub> = 2.5 Hz indicates the syndiotactic (*rrrr* > 99%) P(*p*FS) block. The strong singlet at δ = 27.42 ppm indicates a high degree of *cis*-1,4-PBD unit (>95%). However, the resonances arising from the carbon–carbon linkages of *p*FS-BD joints are not observed. The <sup>13</sup>C NMR spectra of the copolymers with different *p*FS contents show similar topologies. Meanwhile the *cis*-1,4 tacticity of the PBD segments remains unchanged (95–97%) in all copolymers, which is not affected by the *p*FS content. All these characterizations suggest that the copolymers obtained by using **2a**/[Ph<sub>3</sub>C][B(C<sub>6</sub>F<sub>5</sub>)<sub>4</sub>] might have a diblock sequence. To confirm this deduction, a kinetics study of the copolymerization reaction in toluene at 20 °C by the concurrent addition of both monomers was carried out. As shown in Fig. 4 (top), when the polymerization catalyzed by **2a**/[Ph<sub>3</sub>C][B(C<sub>6</sub>F<sub>5</sub>)<sub>4</sub>] was carried out for 1 min, the isolated product was almost pure PBD corresponding to the almost complete conversion of BD (>99%), whereas no *p*FS incorporation was found. With the polymerization going on and consumption of BD monomer, the *p*FS fraction in the copolymer increased dramatically. A similar phenomenon was observed using the **2b**/[Ph<sub>3</sub>C][B(C<sub>6</sub>F<sub>5</sub>)<sub>4</sub>] system (Fig. 4 (bottom)). These results indicate that in the presence of *p*FS, BD has the priority when coordinating to the active metal center and propagating into polymer. Until BD is almost fully consumed, *p*FS starts to insert into Sc-PBD active species to generate the diblock structure without homopolymer contaminants.

Multi-block copolymers as a kind of significant macromolecular materials exhibit outstanding properties. To reuse and



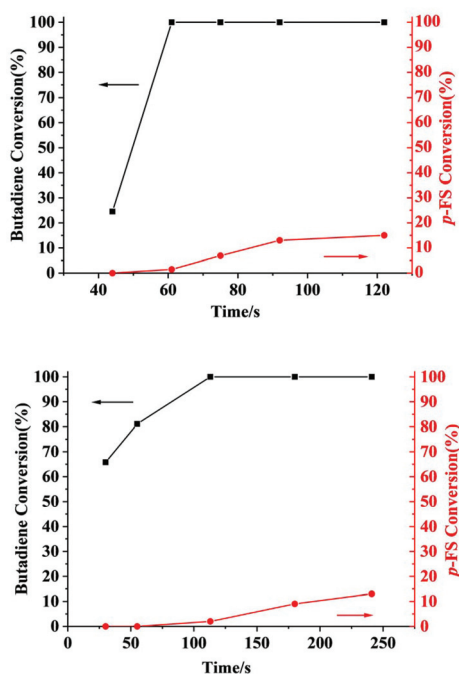


Fig. 4 Monomer conversions versus time with catalytic systems **2a** (top) and **2b** (bottom).

strengthen the interfaces of abandoned PE and iPP, Coates *et al.* produced PE/iPP multi-block polymers by pyridylamido-hafnium catalyst activated with  $\text{B}(\text{C}_6\text{F}_5)_3$ .<sup>37</sup> Miller and Ellison synthesized multi-block poly(ethylene terephthalate)-polyethylene, which enhances the ability to recycle PET/PE mixed waste streams.<sup>38</sup> In other aspects, multi-block sulfonated poly(arylene ether sulfone)s are used in polymer electrolyte membrane fuel cells.<sup>39</sup> According to the living polymerization mode of BD and *p*FS in the catalyst **2a** system, a multiple BD feeding method was adopted to exclude the formation of long BD and *p*FS sequences for preparing multi-block  $\text{P}(\text{pFS-BD})$  copolymers. A typical procedure was carried out in which *p*FS (0.3 g) was added in one portion into the polymerization system catalyzed by **2a**/ $[\text{Ph}_3\text{C}][\text{B}(\text{C}_6\text{F}_5)_4]$  (5  $\mu\text{mol}$ ), and then a BD solution (2.0 g, 13%<sub>w</sub>) was added over 10 min. As soon as the addition of the BD solution was completed, the copolymerization was terminated and a copolymer with 26.7 mol% *p*FS content was isolated (0.47 g,  $M_n = 13.9 \times 10^4$ , PDI = 1.9). Its molecular weight distribution gives a unimodal peak (Fig. S32†), suggesting successful copolymerization. All the resonances in the  $^1\text{H}$  NMR spectrum of the multi-block copolymer are broadened as compared to the corresponding resonances in the diblock copolymer, especially at the aromatic region (Fig. 5). In the  $^{13}\text{C}$  spectrum, the resonances of carbons from the joints of the multi-block copolymer are observed (m, n, o, p and q points in Fig. 6). The averaged chain lengths of PBD and  $\text{P}(\text{pFS})$  in the multi-block copolymer obtained by calculating the ratios of the integration intensities of the corresponding repeat units and the joints in the quantitative  $^{13}\text{C}$  NMR spectrum are 161 and 27, respectively (Fig. S21†). Since the highly



Fig. 5  $^1\text{H}$  NMR spectra of multi-block and diblock  $\text{poly}(\text{pFS-BD})$  (500 MHz,  $\text{CDCl}_3$ , 25  $^\circ\text{C}$ ).



Fig. 6  $^{13}\text{C}$  NMR spectra of multi-block and diblock  $\text{poly}(\text{pFS-BD})$  (125 MHz,  $\text{CDCl}_3$ , 25  $^\circ\text{C}$ ).

syndiotactic  $\text{P}(\text{pFS})$  is crystalline,<sup>35</sup> the diblock copolymer with a 27.0 mol%  $\text{P}(\text{pFS})$  content (one long sequence) has a micro-phase separation rather different from the multi-block copolymer with a similar  $\text{P}(\text{pFS})$  content (26.7 mol%, many short sequences). As shown in Fig. 7, the AFM micrograph of the diblock copolymer (left) reveals a larger degree of phase separation than the multi-block one (right). In addition, there is no



Fig. 7 AFM micrographs of a spin-coated thin film of diblock  $\text{poly}(\text{pFS-BD})$  (left) (Table 2, entry 10,  $x(\text{pFS}) = 26.7 \text{ mol\%}$ ) and multi-block  $\text{poly}(\text{pFS-BD})$  (right) ( $x(\text{pFS}) = 27.0 \text{ mol\%}$ ) (phase images, scan size: 2.0  $\mu\text{m}$ ).



Fig. 8 TG and DTG curves of multi-block poly(*p*FS-BD).

obvious melting point in the multi-block P(*p*FS-BD) as compared with the di-block one ( $T_m = 316^\circ\text{C}$ ) in the curves of the differential scanning calorimetric analyses (Fig. S34†). The 5% mass loss temperature of the multi-block copolymer is at  $368^\circ\text{C}$ , which is much higher than that of the commercial SBR (Fig. 8),<sup>40</sup> indicating that it is a quite different and more thermally stable material.

## Conclusions

In summary, we have demonstrated the unprecedented highly *cis*-1,4 selective (>95%) and perfectly syndiospecific (>99%) copolymerization of BD and *p*FS using pyridyl functionalized Cp ligated CGC rare-earth metal bis(allyl) complexes, which provide an active rare-earth metal center with an open coordination sphere to avoid low *cis*-1,4 selectivity and cross-linking process. In addition, the excellent tolerance for polar groups of these catalysts permits the insertion of *p*FS facily tuned in the full range of 0–100% by changing the *p*FS-to-BD ratio. The diblock sequence copolymer is obtained by the concurrent addition of *p*FS and BD, with BD as the privilege, which is consistent with the kinetics study. By the merit of the living copolymerization characteristics, remarkably, a multi-block copolymer is isolated, for the first time, *via* pulse loading of butadiene. An unexpectedly high thermal stability was found for the multi-block copolymer during TGA testing. This work paves a new way to access functional styrene–butadiene copolymers with controllable regio- and stereo-regularities as well as sequence distribution. The mechanical properties of the di- and multi-block copolymers and the comparison of these copolymers with the SBR prepared by the traditional anionic mechanism are under investigation.

## Conflicts of interest

There are no conflicts to declare.

## Acknowledgements

The authors acknowledge the financial support from NSFC (projects No.21634007, 21774118, 21674108 and U1862108),

and Department of Science and Technology of Jilin Province project No. 20190201067JC.

## Notes and references

- 1 P. Calvert, The American Synthetic Rubber Research Program, *Nature*, 1990, **346**, 328–328.
- 2 J. M. Horner, Environmental Health Implications of Heavy Metal Pollution from Car Tires, *Rev. Environ. Health*, 1996, **11**, 175–178.
- 3 A. A. Shah, F. Hasan, Z. Shah, N. Kanwal and S. Zeb, Biodegradation of Natural and Synthetic Rubbers: A Review, *Int. Biodeterior. Biodegrad.*, 2013, **83**, 145–147.
- 4 F. Zhao, Q. W. Huang, H. N. Gao and S. G. Zhao, Development of Raw Materials for Green Tire, *Chin. Sci. Bull.*, 2016, **61**, 3348–3358.
- 5 H. Zhu, S. Zhang and Y. X. Wu, Progress in the Synthesis of High-Performance Butadiene-Based Elastomer for Green Tires, *Chin. Sci. Bull.*, 2016, **61**, 3326–3337.
- 6 L. M. Polgar, M. van Duin, A. A. Broekhuis and F. Picchioni, Use of Diels–Alder Chemistry for Thermoreversible Cross-Linking of Rubbers: The Next Step toward Recycling of Rubber Products?, *Macromolecules*, 2015, **48**, 7096–7105.
- 7 Y. R. Chen, A. Yasin, Y. G. Zhang, X. J. Zan, Y. X. Liu and L. T. Zhang, Preparation and Modification of Biomass-Based Functional Rubbers for Removing Mercury(II) from Aqueous Solution, *Materials*, 2020, **13**, 632–648.
- 8 R. Bonda, G. F. Morton and L. H. Krol, A Tailor-Made Polymer for Tyre Applications, *Polymer*, 1984, **25**, 132–140.
- 9 N. Naga and Y. Imanishi, Copolymerization of Styrene and Conjugated Dienes with Half-Sandwich Titanium(IV) Catalysts: The Effect of the Ligand Structure on the Monomer Reactivity, Monomer Sequence Distribution, and Insertion Mode of Dienes, *J. Polym. Sci., Part A: Polym. Chem.*, 2003, **41**, 939–946.
- 10 S. Zhang, S. H. Zhao, X. Y. Zhang, L. Q. Zhang and Y. P. Wu, Preparation, Structure, and Properties of End-Functionalized Miktoarms Star-Shaped Polybutadiene–Sn–Poly(styrene–butadiene) Rubber, *J. Appl. Polym. Sci.*, 2014, **131**, 40002.
- 11 M. Hassanabadi, M. Najafi, G. H. Motlagh and S. S. Garakani, Synthesis and Characterization of End-Functionalized Solution Polymerized Styrene-Butadiene Rubber and Study the Impact of Silica Dispersion Improvement on the Wear Behavior of the Composite, *Polym. Test.*, 2020, **85**, 106431–106443.
- 12 D. M. Cui, Studies on Homo- and Co-polymerizations of Polar and Non-polar Monomers Using Rare-earth Metal Catalysts, *Acta Polym. Sin.*, 2020, **51**, 12–29.
- 13 Y. N. Na and C. L. Chen, Catechol-Functionalized Polyolefins, *Angew. Chem., Int. Ed.*, 2020, **59**, 7953–7959.
- 14 Y. P. Zhang, F. Wang, L. Pan, B. Wang and Y. S. Li, Facile Synthesis of High-Molecular-Weight Vinyl Sulfone (Sulfoxide) Modified Polyethylenes via

- Coordination–Insertion Copolymerization, *Macromolecules*, 2020, **53**(13), 5177–5187.
- 15 Y. X. Zhang, C. Q. Wang, S. Mecking and Z. B. Jian, Ultrahigh Branching of Main-Chain-Functionalized Polyethylenes by Inverted Insertion Selectivity, *Angew. Chem., Int. Ed.*, 2020, **59**, 14296–14302.
  - 16 G. F. Liao, Z. F. Xiao, X. L. Chen, C. Du, L. Zhong, C. S. Cheung and H. Y. Gao, Fast and Regioselective Polymerization of para-Alkoxy-styrene by Palladium Catalysts for Precision Production of High-Molecular Weight Polystyrene Derivatives, *Macromolecules*, 2020, **53**, 256–266.
  - 17 Y. Jing and V. V. Sheares, Polar, Free Radical Copolymerization Studies of 2-Cyanomethyl-1,3-butadiene with Styrene and Acrylonitrile, *Macromolecules*, 2000, **33**, 6262–6268.
  - 18 M. D. Beery, M. K. Rath and V. V. Sheares, Polymerization Studies of 2,3-Bis(4-ethoxy-4-oxobutyl)-1,3-butadiene and Copolymerization with Styrene, *Macromolecules*, 2001, **34**, 2469–2475.
  - 19 T. Yaegashi, S. Yodoya, M. Nakamura, H. Takeshita, K. Takenaka and T. Shiomi, Polymerization of 1,3-Dienes with Functional Groups. III. Free-Radical Polymerization of *N*, *N*-Diethyl-2-methylene-3-butenamide, *J. Polym. Sci., Part A: Polym. Chem.*, 2004, **42**, 999–1007.
  - 20 Z. C. Wang, D. T. Liu and D. M. Cui, Highly Selective Polymerization of 1,3-Conjugated Dienes by rare Earth Organometallic Complexes, *Acta Polym. Sin.*, 2015, **9**, 989–1009.
  - 21 X. F. Li, J. Baldamus, M. Nishiura, O. Tardif and Z. M. Hou, Cationic Rare-Earth Polyhydrido Complexes: Synthesis, Structure, and Catalytic Activity for the *cis*-1,4-Selective Polymerization of 1,3-Cyclohexadiene, *Angew. Chem., Int. Ed.*, 2006, **45**, 8184–8188.
  - 22 H. B. Wang, X. Wu, Y. Yang, M. Nishiura and Z. M. Hou, Co-syndiospecific Alternating Copolymerization of Functionalized Propylenes and Styrene by Rare-Earth Catalysts, *Angew. Chem., Int. Ed.*, 2020, **59**, 7173–7177.
  - 23 D. T. Liu, C. G. Yao, R. Wang, M. Y. Wang, Z. C. Wang, C. J. Wu, F. Lin, S. H. Li, X. H. Wan and D. M. Cui, Highly Isoselective Coordination Polymerization of *ortho*-Methoxystyrene with  $\beta$ -Diketiminato Rare-Earth-Metal Precursors, *Angew. Chem., Int. Ed.*, 2015, **54**, 5205–5209.
  - 24 D. T. Liu, M. Y. Wang, Z. C. Wang, C. J. Wu, Y. P. Pan and D. M. Cui, Stereoselective Copolymerization of Unprotected Polar and Nonpolar Styrenes by an Yttrium Precursor: Control of Polar-Group Distribution and Mechanism, *Angew. Chem., Int. Ed.*, 2017, **56**, 2714–2719.
  - 25 Z. C. Wang, M. Y. Wang, J. Y. Liu, D. T. Liu and D. M. Cui, Rapid Syndiospecific (Co)Polymerization of Fluorostyrene with High Monomer Conversion, *Chem. – Eur. J.*, 2017, **23**, 18151–18155.
  - 26 B. Liu, K. N. Qiao, J. Fang, T. T. Wang, Z. C. Wang, D. T. Liu, Z. G. Xie, L. Maron and D. M. Cui, Mechanism and Effect of Polar Styrenes on Scandium-Catalyzed Copolymerization with Ethylene, *Angew. Chem., Int. Ed.*, 2018, **57**, 14896–14901.
  - 27 S. H. Li, D. T. Liu, Z. C. Wang and D. M. Cui, Development of Group 3 Catalysts for Alternating Copolymerization of Ethylene and Styrene Derivatives, *ACS Catal.*, 2018, **8**, 6086–6093.
  - 28 C. X. Wang, G. Luo, M. Nishiura, G. Y. Song, A. Yamamoto, Y. Luo and Z. M. Hou, Heteroatom-Assisted Olefin Polymerization by Rare-Earth Metal Catalysts, *Sci. Adv.*, 2017, **3**, e1701011.
  - 29 S. Y. Long, F. Lin, C. G. Yao and D. M. Cui, Highly *cis*-1,4 Selective Living Polymerization of Unmasked Polar 2-(2-Methylidenebut-3-enyl) Furan and Diels–Alder Addition, *Macromol. Rapid Commun.*, 2017, **38**, 1700227–1700232.
  - 30 Z. H. Shi, F. Guo, R. Meng, L. Jiang and Y. Li, Stereoselective Copolymerization of Amino-Functionalized Styrene with Butadiene Using a Half-Sandwich Scandium Complex, *Polym. Chem.*, 2016, **7**, 7365–7369.
  - 31 F. Guo, L. Jiang, K. Y. Diao and Z. M. Hou, Stereoselective Copolymerization of 4-(*N*, *N*-Diphenylamino) Styrene and Isoprene by a  $C_5H_5$ -Ligated Scandium Catalyst: Synthesis of Amino-Functionalized Crystalline Styrenic Thermoplastic Elastomers, *Polym. Chem.*, 2020, **11**, 1314–1320.
  - 32 J. S. Zigmond, K. A. Pollack, S. Smedley, J. E. Raymond, L. A. Link, A. Pavia-Sanders, M. A. Hickner and K. L. Wooley, Investigation of Intricate Amphiphilic Crosslinked Hyperbranched Fluoropolymers as Anti-icing Coatings for Extreme Environments, *J. Polym. Sci., Part A: Polym. Chem.*, 2016, **54**, 238–244.
  - 33 A. Buonerba, C. Cuomo, V. Speranza and A. Grassi, Crystalline Syndiotactic Polystyrene as Reinforcing Agent of *cis*-1,4-Polybutadiene Rubber, *Macromolecules*, 2010, **43**, 367–374.
  - 34 Y. P. Pan, W. F. Rong, Z. B. Jian and D. M. Cui, Ligands Dominate Highly Syndiospecific Polymerization of Styrene by Using Constrained-geometry-configuration Rare-earth Metal Precursors, *Macromolecules*, 2012, **45**, 1248–1253.
  - 35 Z. B. Jian, D. M. Cui and Z. M. Hou, Rare-Earth-Metal-Hydrocarbyl Complexes Bearing Linked Cyclopentadienyl or Fluorenyl Ligands: Synthesis, Catalyzed Styrene Polymerization, and Structure–Reactivity Relationship, *Chem. – Eur. J.*, 2012, **18**, 2674–2268.
  - 36 Z. B. Jian, S. J. Tang and D. M. Cui, A Lutetium Allyl Complex That Bears a Pyridyl-Functionalized Cyclopentadienyl Ligand: Dual Catalysis on Highly Syndiospecific and *cis*-1,4-Selective (Co)Polymerizations of Styrene and Butadiene, *Chem. – Eur. J.*, 2010, **16**, 14007–14015.
  - 37 J. M. Eagan, J. Xu, R. D. Girolamo, C. M. Thurber, C. W. Macosko, A. M. LaPointe, F. S. Bates and G. W. Coates, Combining Polyethylene and Polypropylene: Enhanced Performance with PE/iPP Multiblock Polymers, *Science*, 2017, **355**, 814–816.
  - 38 K. Nomura, X. Y. Peng, H. Kim, K. L. Jin, H. J. Kim, A. F. Bratton, C. R. Bond, A. E. Broman, K. M. Miller and C. J. Ellison, Multiblock Copolymers for Recycling

- Polyethylene–Poly (ethylene terephthalate) Mixed Waste, *ACS Appl. Mater. Interfaces*, 2020, **12**, 9726–9735.
- 39 J. Yuk, S. Lee, A. F. Nugraha, H. Lee, S. H. Park, S. D. Yim and B. Bae, Synthesis and Characterization of Multi-Block Poly (arylene ether sulfone) Membranes with Highly Sulfonated Blocks for Use in Polymer Electrolyte Membrane Fuel Cells, *J. Membr. Sci.*, 2016, **518**, 50–59.
- 40 J. L. Tan, H. Z. Cheng, L. B. Wei, Y. W. Xin and X. H. Gui, Using Low-Rank Coal Slime as an Eco-Friendly Replacement for Carbon Black Filler in Styrene Butadiene Rubber, *J. Cleaner Prod.*, 2019, **234**, 949–960.