



# Dissipative sequential catalysis *via* six-component machinery†

Debabrata Mondal,‡ Emad Elramadi, ‡ Sohom Kundu and Michael Schmittl \*

Cite this: *Chem. Commun.*, 2024, 60, 4659

Received 20th February 2024,  
Accepted 26th March 2024

DOI: 10.1039/d4cc00786g

rsc.li/chemcomm

**Triphenyl phosphane (TPP) and an epoxide as a fuel system transiently transformed a non-catalytic six-component turnstile into a four-component catalytic rotor releasing *N*-methyl pyrrolidine and a copper(i) complex. The two latter compounds acted synergistically as catalysts to perform first a Michael addition and then a 5-*exo-dig* cyclization, giving rise to dissipative sequential catalysis.**

Biological machines<sup>1</sup> that operate autonomously under dissipative conditions<sup>2</sup> require continuous supply of chemical energy, *e.g.* for cargo transport across a cell membrane<sup>3</sup> or catalytic processes.<sup>4</sup> Inspired by such examples, researchers have focused on achieving dissipative control in catalysis.<sup>5</sup> Nonetheless, to date there are only a few examples of dissipative catalysis executed by artificial molecular machinery.<sup>6</sup> While multi-step catalysis is ubiquitous in multicellular organisms, the resulting challenge is now to drive sequential catalysis utilizing synthetic multi-component<sup>7</sup> machinery under dissipative conditions. Establishing such a complex process with different components ((a) machinery, (b) catalyst system, (c) reaction system, and (d) fuel system) in a single environment demands an extremely high level of information handling<sup>8,9</sup> and advanced self-sorting.<sup>10</sup> The following prerequisites needed thus to be addressed: (i) selection of a multi-component system that is able to dissipatively activate multiple catalysts upon application of a chemical fuel, (ii) transient formation of catalysts that drive the sequential reaction of several reactants, and (iii) avoidance of detrimental cross-talk between any components, catalytic reactants/products, and fuel/fuel waste.<sup>11</sup>

Herein, we present the six-component turnstile  $[(T) \cdot (4)_2] = [CuZn(1)(2)(3)(4)]^{3+}$  that as a catalytic OFF state deactivates two

distinct catalysts, both of which are activated by chemical fuel (Fig. 1). The catalysts are *N*-methylpyrrolidine (4) and the copper(i) complex  $[Cu(3)(TPP)_2]^+$  that cooperate in catalyzing two reactions, *i.e.*, a Michael addition<sup>12</sup> and 5-*exo-dig* cyclization<sup>13</sup> in a sequential manner. The idea was the following: When the six-component turnstile, constructed from copper(i)-HETPHEN<sup>14</sup> and zinc(ii)-HETTAP<sup>15</sup> complexation motifs, is exposed to triphenylphosphane<sup>16</sup> (TPP) as a chemical fuel, then the copper(i) complex ought to be cleaved. Ideally, this should

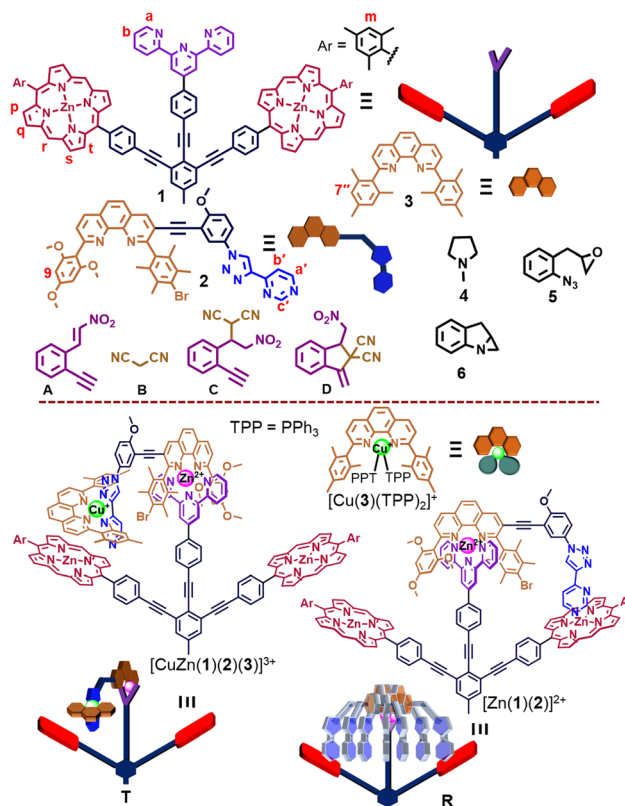


Fig. 1 Chemical structure and their cartoon representations.

Center of Micro and Nanochemistry and (Bio)Technology, Organische Chemie I, School of Science and Technology, University of Siegen, Adolf-Reichwein-Str. 2, Siegen D-57068, Germany. E-mail: schmittl@chemie.uni-siegen.de;

Tel: +49(0) 2717404356

† Electronic supplementary information (ESI) available: Experimental procedures, characterization, VT-NMR, and spectral data. See DOI: <https://doi.org/10.1039/d4cc00786g>

‡ Debabrata Mondal and Emad Elramadi contributed equally.



lead to complex  $[\text{Cu}(3)(\text{TPP})_2]^+$  and the rotor  $[(\text{R})\cdot(4)_2]$ , the latter now releasing the organocatalyst **4** due to fast motion.<sup>17</sup> Gradually, TPP will be oxidized to triphenylphosphane oxide (TPPO) in the presence of the oxidant **5** so that the initial turnstile should reform.

The five-component turnstile<sup>18</sup>  $\text{T} = [\text{ZnCu}(\mathbf{1})(\mathbf{2})(\mathbf{3})]^{3+}$  was conceived on the basis of copper(i)-HETPHEN<sup>14</sup> and zinc(ii)-HETTAP linkages,<sup>15</sup> where cleavage of the copper(i) complexation site should lead to rotor  $\text{R} = [\text{Zn}(\mathbf{1})(\mathbf{2})]^{2+}$ . To prepare **R**, we chose stator **1**, in which two degenerate zinc(ii)-porphyrin (ZnPor) stations are connected to a terpyridine unit (Fig. 1). As a counterpart, ligand **2** was equipped with a 2,9-diarylphenanthroline binding site that is able to form a zinc(ii)-based HETTAP<sup>15</sup> complex with the terpyridine unit of **1**. Furthermore, the triazole-pyrimidine side arm of **2** can connect *via* a  $N_{\text{pyrim}} \rightarrow \text{ZnPor}$  interaction to **1**. Due to the complementary binding sites of **1** and **2**, the three-component rotor  $\text{R} = [\text{Zn}(\mathbf{1})(\mathbf{2})]^{2+}$  was quantitatively obtained from **1**, **2** and  $\text{Zn}^{2+}$  (1 : 1 : 1) in  $\text{CD}_2\text{Cl}_2$ , as validated by <sup>1</sup>H NMR, ESI-MS and CHN analysis (ESI,† Fig. S11 and S22). In the <sup>1</sup>H NMR, the 9-H proton signal of **2** appeared at 5.03 ppm whereas those of a-H and b-H of **1** showed up at 7.53 and 7.39 ppm, respectively, attesting the formation of a HETTAP complex. Moreover, the stator's proton signal r-H (of **1**) appeared at 10.24 ppm, whereas the rotary arm **2** proton signal of the b'-H and c'-H proton appeared in the upfield region at 6.14 and 2.95 ppm, respectively (Fig. 2a-c). Those shifts confirm that the pyrimidine head of **2** is coordinated to the ZnPor unit of the stator **1**.

Since the mesityl protons m-H of both ZnPor stations in rotor **R** appeared as a singlet in the <sup>1</sup>H NMR at room temperature, it suggested fast rotation of the rotary arm. Upon lowering the temperature in a variable temperature (VT) <sup>1</sup>H NMR study, the m-H proton signals broadened and split into two sets of singlets at  $-75^\circ\text{C}$  in a 1 : 1 ratio at 7.27 and 7.31 ppm (Fig. 3). The rotational exchange speed at 298 K was determined as  $k_{298} = 3.1 \times 10^5 \text{ s}^{-1}$  using WINDNMR.<sup>19</sup> The corresponding activation parameters were determined as  $\Delta H^\ddagger = 42.7 \pm 0.3 \text{ kJ mol}^{-1}$  and  $\Delta S^\ddagger = 3.0 \pm 0.8 \text{ J mol}^{-1} \text{ K}^{-1}$ , while the free activation energy barrier at  $25^\circ\text{C}$  was obtained as  $\Delta G_{298}^\ddagger = 41.8 \pm 0.6 \text{ kJ mol}^{-1}$  (ESI,† Fig. S16 and S17).

Addition of 1 equiv. of the copper(i)-loaded phenanthroline  $[\text{Cu}(\mathbf{3})]^+$  to  $\text{R} = [\text{Zn}(\mathbf{1})(\mathbf{2})]^{2+}$  led to the instantaneous formation of a HETPHEN complex at the triazole-pyrimidine chelate site and

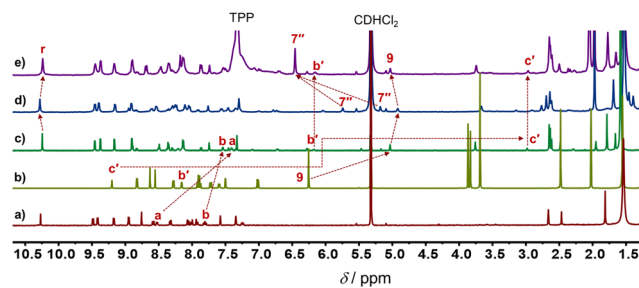


Fig. 2 Partial <sup>1</sup>H NMR (500 MHz,  $\text{CD}_2\text{Cl}_2$ , 298 K) of (a) ligand **1**, (b) ligand **2**, (c) rotor  $\text{R} = [\text{Zn}(\mathbf{1})(\mathbf{2})]^{2+}$ , (d) turnstile  $\text{T} = [\text{ZnCu}(\mathbf{1})(\mathbf{2})(\mathbf{3})]^{3+}$ , and (e)  $\text{R} + [\text{Cu}(\mathbf{3})(\text{TPP})_2]^+$ .

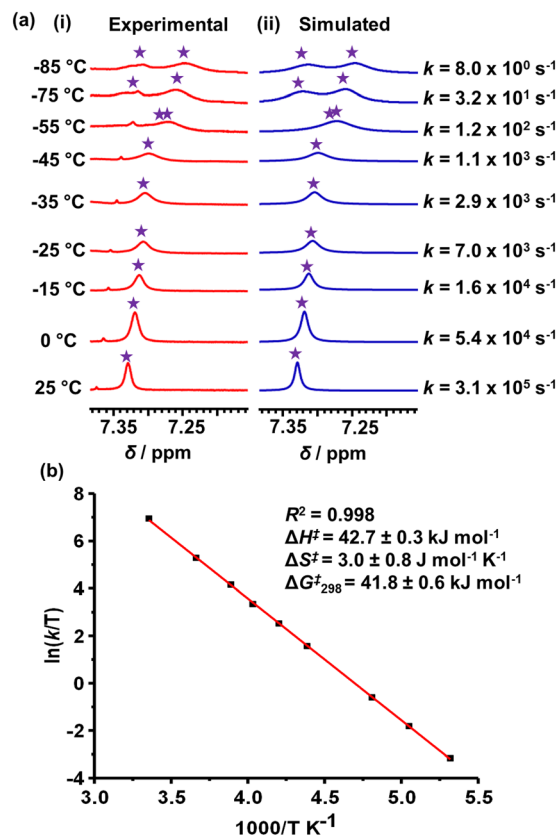


Fig. 3 (a) VT <sup>1</sup>H NMR (600 MHz,  $\text{CD}_2\text{Cl}_2$ ) of the m-H proton signal of rotor **R**; (i) experimental and (ii) simulated NMR trace, and (b) Eyring-plot.

loss of the  $N_{\text{pyrim}} \rightarrow \text{ZnPor}$  interaction. In the <sup>1</sup>H NMR of the thus formed five-component turnstile  $\text{T} = [\text{ZnCu}(\mathbf{1})(\mathbf{2})(\mathbf{3})]^{3+}$ , the mesityl 7''-H signal of **3** showed up as two high-field shifted singlets (1 : 1) at 5.72 and 5.15 ppm, clearly advocating the formation of a HETPHEN complex. Furthermore, the proton signal r-H shifted from 10.24 ppm in **R** to 10.28 ppm in **T**, whereas those of b'-H and c'-H disappeared from their initial positions at 6.14 and 2.95 ppm in **R** confirming the loss of the  $N_{\text{pyrim}} \rightarrow \text{ZnPor}$  interaction in **T** (Fig. 2c and d). Importantly, upon addition of two equiv. of TTP to **T**, the rotor **R** was regenerated along with the formation of complex  $[\text{Cu}(\mathbf{3})(\text{TPP})_2]^+$ , the latter being identified by independent synthesis (Fig. 2e).

After establishing the formation of rotor **R** and its reversible interconversion to turnstile **T**, we explored the chemical fuel that would trigger transient rotor formation. Therefore, ligands **1**, **2** and **3**, as well as  $[\text{Zn}(\text{CF}_3\text{SO}_3)_2]$ ,  $[\text{Cu}(\text{CH}_3\text{CN})_4]\text{PF}_6$  and co-fuel **5** were combined (1 : 1 : 1 : 1 : 1 : 9) in  $\text{CD}_2\text{Cl}_2$ , cleanly affording turnstile **T**. Presence of further added co-fuel **5** did not interfere with **T**, as advocated by <sup>1</sup>H NMR (ESI,† Fig. S24). Instantaneously, right after the addition of two equiv. of TPP as chemical fuel, rotor **R** and complex  $[\text{Cu}(\mathbf{3})(\text{TPP})_2]^+$  formed (Fig. 4). Because the epoxide **5** slowly oxidized TPP to TPPO (generating waste **6**), complex  $[\text{Cu}(\mathbf{3})(\text{TPP})_2]^+$  was destroyed and as a result turnstile **T** was restored after 10 h (ESI,† Fig. S24). Before starting the second dissipative cycle, the consumed amount of oxidant **5** (2 equiv. w.r.t. **R**) was added to the reaction



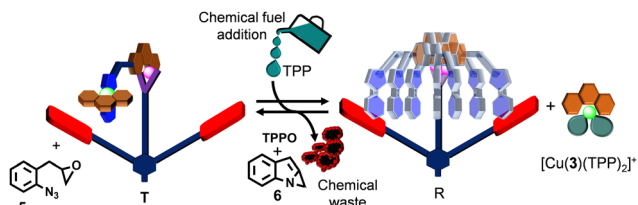


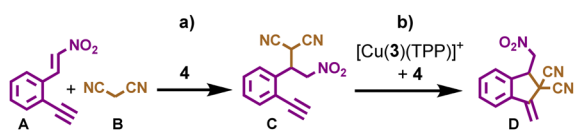
Fig. 4 Cartoon representation of the fueled turnstile **T** to transient rotor **R** transformation.

mixture left after the first dissipative cycle. To restart the second dissipative cycle, 2 equiv. of TPP were charged to the mixture. As expected, we again noticed the transient formation of **R** and  $[\text{Cu}(3)(\text{TPP})_2]^+$  that reverted to the initial complex **T** after 10 h by producing two more equiv. of TPPO and waste **6** (ESI,† Fig. S25).

The next challenge was to choose suitable substrates and a reaction scheme that would make use of the transiently formed catalysts **4** and  $[\text{Cu}(3)(\text{TPP})_2]^+$ . Furthermore, neither substrates nor products should interfere with the dissipative process. After an extensive screening, compounds **A** and **B** were chosen as reactants (Scheme 1) since in the presence of catalyst **4** they afforded intermediate **C**, which was further converted to product **D** with the help of both  $[\text{Cu}(3)(\text{TPP})_2]^+$  and **4** acting as a synergistic catalyst. Indeed, when substrates **A** (10 equiv. w.r.t.  $\text{Cu}^+$ ) and **B** (30 equiv. w.r.t.  $\text{Cu}^+$ ) were reacted at room temperature for 10 h in the presence of catalyst  $[\text{Cu}(3)(\text{TPP})_2]^+$  and base **4** (2 equiv. w.r.t.  $\text{Cu}^+$ ), the final product **D** was afforded in 62% yield with some amount of intermediate **C** (5% yield) remaining (ESI,† Fig. S27).

Next, we investigated the role of each catalyst in the sequential two-step reaction. Thus, substrates **A** (5 equiv. w.r.t. **4**) and **B** (15 equiv. w.r.t. **4**) were reacted in the presence of organocatalyst **4** at room temperature for 10 h, furnishing the 1,4-addition product **C** in 64% yield (ESI,† Fig. S26). The ensuing cyclization of **C** (10 equiv. w.r.t.  $\text{Cu}^+$ ) employing both catalysts  $[\text{Cu}(3)(\text{TPP})_2]^+$  and **4** (2 equiv. w.r.t.  $\text{Cu}^+$ ) furnished **D** in 90% yield after 10 h at room temperature (ESI,† Fig. S31), whereas almost no conversion of **C** to **D** (only 4%) was observed in the absence of catalyst **4** using the same conditions (ESI,† Fig. S30). Obviously, both catalysts act in a synergistic manner accelerating the conversion of **C** to **D**.

After this insight into the role of each catalyst, we examined the catalytic activity of the multi-component mixture involving the highly dynamic catalyst-loaded rotor  $[(\text{R})\cdot(\text{4})_2]$  and complex  $[\text{Cu}(3)(\text{TPP})_2]^+$ . Hereunto, turnstile **T** was prepared (as explained before) followed by the addition of catalyst **4** (2 equiv. w.r.t. **T**),



Scheme 1 One-pot reaction with two catalytic steps. (a) Michael addition of **A** and **B** affords **C** using solely **4** as a catalyst, and (b) conversion of **C** to **D** using  $[\text{Cu}(3)(\text{TPP})_2]^+$  and base **4** as a synergistic catalytic pair.

and substrate **A** (10 equiv. w.r.t. **T**) and **B** (30 equiv. w.r.t. **T**). The reaction was followed by  $^1\text{H}$  NMR at room temperature for 10 h. Since, neither the formation of intermediate **C** nor of the final product **D** was validated from  $^1\text{H}$  NMR data, we denote this ensemble as the catalytic OFF state (ESI,† Fig. S32). In the OFF state, the organocatalyst **4** is tightly attached to the zinc(n)-porphyrin (ZnPor) units of **T**, while the copper(i) ion is deeply buried inside the HETPHEN complex site preventing any catalytic activity. Next, 2 equiv. of TPP were added to the catalytic OFF state, resulting in the instant formation of the catalytic rotor  $[(\text{R})\cdot(\text{4})_2]$  and  $[\text{Cu}(3)(\text{TPP})_2]^+$ . The  $^1\text{H}$  NMR spectra after 10 h at room temperature revealed the formation of the final product **D** in 47% yield, whereas only 5% of intermediate **C** was obtained (ESI,† Fig. S33). As gauged by quantitative analysis, the combination of both the chelate effect and high rotational dynamics of rotor **R** released 1.67 equiv. of organocatalyst **4** into solution that initiated product formation (ESI,† Fig. S29). Notably, the formation of intermediate **C** reached a plateau within *ca.* 1.5 h (ESI,† Fig. S33) yielding 9% of **C**, which slowly decreased after 4.5 h to 5%. In the 1,4-addition, catalyst **4** showed a turnover number (TON) = 5.2, while for the cyclization both catalyst **4** and  $[\text{Cu}(3)(\text{TPP})_2]^+$  together displayed a TON = 4.7.

Finally, we addressed our final objective, the dissipative two-step sequential reaction using a multi-component ensemble. For this purpose, the catalytic OFF state was prepared in  $\text{CD}_2\text{Cl}_2$ , and subsequently 9 equiv. of **5** (w.r.t. **T**) were added and the mixture was kept at room temperature for 10 h (Fig. 5a). As expected, no product traces were observed (ESI,† Fig. S36). Thereafter, 2 equiv. of TPP were added which led to the immediate formation of the transient catalytic rotor  $[(\text{R})\cdot(\text{4})_2]$  along with complex  $[\text{Cu}(3)(\text{TPP})_2]^+$  (catalytic ON state) at room temperature (Fig. 5a). After 10 h, the  $^1\text{H}$  NMR proved that both the intermediate **C** and final product **D** had formed in 8% and 30% yield respectively (ESI,† Fig. S37) and that the initial catalytic OFF state was refurbished along with the generation of two equiv. TPPO and waste **6** (Fig. 5b). Under the dissipative conditions (use of chemical fuel), formation of the intermediate **C** reached a steady state after 2 h that continued for another 4 h. As expected, the final product **D** was afforded in lower yield under dissipative than non-dissipative conditions due to the lower overall concentrations of both catalysts **4** and  $[\text{Cu}(3)(\text{TPP})_2]^+$  in the reaction medium.

To reset the second dissipative cycle to the starting conditions, the used-up amounts of substrates **A** (3.8 equiv. w.r.t. **T**), **B** (3.8 equiv. w.r.t. **T**) and co-fuel **5** (2 equiv. w.r.t. **T**) were replenished (Fig. 5b) and the resultant mixture was allowed to react at room temperature. After 10 h, no further amounts of **C** or **D** than from the first cycle were detected (ESI,† Fig. S38). For turning on the second dissipative cycle, two equiv. of TPP were added thus affording the dissipative catalytic ON state over 10 h. The yield over two dissipative cycles amounted to 65% of **D** and 9% of **C** (ESI,† Fig. S39). In the interim, intermediate **C** reached a maximum amount of 12%, within *ca.* one hour. Two successive dissipative catalytic cycles were thus carried out in an interference-free manner supporting the robustness and resilience of the two-step sequential catalysis.



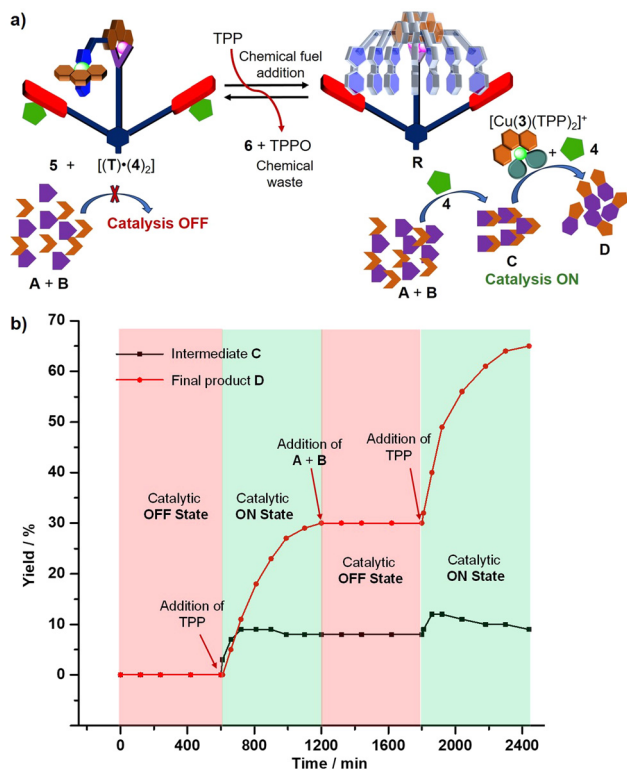


Fig. 5 (a) Cartoon representation of dissipative sequential dual catalysis using TPP as a chemical fuel, and (b) formation of intermediate **C** and final product **D** over time.

In summary, we present a multi-component catalytic machinery that reversibly toggles between a non-catalytic turnstile and catalytic rotor ensemble driven by a chemical fuel. Intriguingly, two catalysts are thereby simultaneously and transiently activated that catalyze a two-step reaction sequence. In detail, addition of TPP as the chemical fuel cleaves the copper(I)-HETPHEN complex unit in  $[(T) \cdot (4)_2]$  transiently furnishing catalyst  $[Cu(3)(TPP)_2]^+$  and the catalytic rotor  $[(R) \cdot (4)_2]$ . The latter liberates the true catalyst **4** due to its high ( $k_{298} = 3.1 \times 10^5 \text{ s}^{-1}$ ) rotational dynamics. Both catalysts, *i.e.* **4** and  $[Cu(3)(TPP)_2]^+$ , enable a Michael 1,4-addition followed by a 5-*exo-dig* cyclization. Thus, the dissipative double-catalyst activation employing a single chemical fuel endows a useful two-step reaction as the output. The present work impressively demonstrates that one can go beyond fueling machinery for single-step catalysis, which will facilitate to manage more complex reaction schemes (*e.g.* for self-repair,<sup>20</sup> removal of undesired influx, smart materials properties) on the way to emulating advanced biological functions in artificial autonomous systems.

We thank the DFG (Schm 647/22-1) and the Univ. of Siegen for continued support. Moreover, we are indebted to Dr Paululat

(Siegen) for the VT-<sup>1</sup>H NMR measurements. This work is dedicated to Prof. Manas K. Ghorai (IIT Kanpur) who has fully supported my research group over the last 20 years.

## Conflicts of interest

There are no conflicts to declare.

## Notes and references

- 1 D. S. Goodsell, *The Machinery of Life*, Springer, New York, 2010.
- 2 (a) D. Del Giudice and S. Di Stefano, *Acc. Chem. Res.*, 2023, **56**, 889–899; (b) I. Aprahamian and S. M. Goldup, *J. Am. Chem. Soc.*, 2023, **145**, 14169–14183; (c) E. Olivieri and A. Quintard, *ACS Org. Inorg. Au*, 2023, **3**, 4–12; (d) S. Amano, S. Borsley, D. A. Leigh and Z. Sun, *Nat. Nanotechnol.*, 2021, **16**, 1057–1067.
- 3 M. A. Watson and S. L. Cockcroft, *Angew. Chem., Int. Ed.*, 2016, **55**, 1345–1349.
- 4 J. E. Walker, *Biochem. Soc. Trans.*, 2013, **41**, 1–16.
- 5 (a) S. Maiti, I. Fortunati, C. Ferrante, P. Scrimin and L. J. Prins, *Nat. Chem.*, 2016, **8**, 725–731; (b) M. Solra, S. Das, A. Srivastava, B. Sen and S. Rana, *ACS Appl. Mater. Interfaces*, 2022, **14**(40), 45096–45109.
- 6 (a) I. Valiyev, A. Ghosh, I. Paul and M. Schmittel, *Chem. Commun.*, 2022, **58**, 1728–1731; (b) D. Mondal, A. Ghosh, I. Paul and M. Schmittel, *Org. Lett.*, 2022, **24**, 69–73; (c) C. Biagini, S. D. P. Fielden, D. A. Leigh, F. Schaufelberger, S. Di Stefano and D. Thomas, *Angew. Chem., Int. Ed.*, 2019, **58**, 9876–9880; (d) S. Bal, K. Das, S. Ahmed and D. Das, *Angew. Chem., Int. Ed.*, 2019, **58**, 244–247.
- 7 (a) V. V. Rajasekaran, E. Elramadi, I. Valiyev, P. Howlader and M. Schmittel, *Chem. Commun.*, 2023, **59**, 3886–3889; (b) V. V. Rajasekaran, A. Ghosh, S. Kundu, D. Mondal, T. Paululat and M. Schmittel, *Angew. Chem., Int. Ed.*, 2022, **61**, e202212473.
- 8 M. Schmittel, *Isr. J. Chem.*, 2018, **59**, 197–208.
- 9 P. Remón and U. Pischel, *ChemPhysChem*, 2017, **18**, 1667–1677.
- 10 (a) Q. Liu, B. Jin, Q. Li, H. Yang, Y. Luo and X. Li, *Soft Matter*, 2022, **18**, 2484–2499; (b) Z. He, W. Jiang and C. A. Schalley, *Chem. Soc. Rev.*, 2015, **44**, 779–789.
- 11 A. Ghosh, I. Paul, M. Adlung, C. Wickleder and M. Schmittel, *Org. Lett.*, 2018, **20**, 1046–1049.
- 12 T. Poon, B. P. Mundy and T. W. Shattuck, *J. Chem. Educ.*, 2002, **79**, 264.
- 13 D. B. Ramachary, R. Mondal and C. Venkaiah, *Eur. J. Org. Chem.*, 2010, 3205–3210.
- 14 M. Schmittel, C. Michel, S.-X. Liu, D. Schildbach and D. Fenske, *Eur. J. Inorg. Chem.*, 2001, 1155–1166.
- 15 M. Schmittel, V. Kalsani, P. Mal and J. W. Bats, *Inorg. Chem.*, 2006, **45**, 6370–6377.
- 16 C. S. Wood, C. Browne, D. M. Wood and J. R. Nitschke, *ACS Cent. Sci.*, 2015, **1**, 504–509.
- 17 (a) A. Goswami, T. Paululat and M. Schmittel, *J. Am. Chem. Soc.*, 2019, **141**, 15656–15663; (b) A. Goswami and M. Schmittel, *Angew. Chem., Int. Ed.*, 2020, **132**, 12362–12366.
- 18 For a two-component turnstile: T. Lang, A. Guenet, E. Graf, N. Kyritsakas and M. W. Hosseini, *Chem. Commun.*, 2010, **46**, 3508–3510.
- 19 H. J. Reich, *J. Chem. Educ., Software*, 1996, **3D**, 2.
- 20 D. Mondal, S. Kundu, E. Elramadi, I. Valiyev and M. Schmittel, *Org. Lett.*, 2023, **25**, 933–937.

